



Mission Statement

To provide exemplary experiences, services & spaces that create opportunities for everyone to learn, engage and thrive.

YANKTON BOARD OF CITY COMMISSIONERS

Work Session Meeting beginning at 5:30 P.M.

Monday, June 28, 2021

City of Yankton Community Meeting Room

Located at the Career Manufacturing Technical Education Academy formerly known as Technical Education Center • **1200 W. 21st Street • Room 114**

If you would like to watch the City Commission meeting you can do so by accessing the City of Yankton's YouTube Live Channel.

<https://www.youtube.com/channel/UCD1a1hf1dIkiLVSXnmdRQg/live>

Rebroadcast Schedule: Tuesday @ 7:30pm, on channels 3 & 45

- 1. Roll Call**
- 2. Public Appearances**
- 3. Fund Balance & CIP**
- 4. Other Business**

Other business is a time for City Commissioners to address the commission regarding matters not on the agenda. These items will be deliberated by the governing body and will not be acted upon at this time. Items mentioned may be added to a future City Commission meeting or work session for deliberation or action.

- 5. Adjourn the Work Session of June 28, 2021**



Governmental Fund Types

100 - General Fund - to account for all financial resources except those required to be accounted for in another fund.

- | | |
|---|--|
| 101 - City Commission | 102 - City Manager |
| 103 - City Attorney | 104 - Finance Office |
| 105 - Information & Technology Services | 106 - Community & Economic Development |
| 107 - Human Resources | 109 - Contingency |
| 111 - Police | 113 - Animal Control |
| 114 - Fire Department | 115 - Civil Defense |
| 122 - Public Works / Engineering | 123- Street Department |
| 124 - Snow & Ice | 125 - City Hall |
| 126 - Traffic Control | 127 - Airport |
| 131 - Outside Agencies | 132 - Contractual Services |
| 141 - Senior Citizen's Center | 142 - Community Library |
| 182 - Operating Transfers | |

2020 Fund Balance: \$ 9,542,920.87

Liabilities: (\$1,394.495)

Funded primarily by property and sales tax. Funds general government operations.

200 - Special Revenue Funds - to account for the proceeds of specific revenue sources (other than major capital projects) that are legally restricted to expenditures for specified purposes. When grants require a separate fund, a special revenue fund should be established for each grant.

201 - Parks, Recreation & Special Events

2020 Fund Balance: \$61,627

Liabilities: (\$41,627)

Funded primarily by General Fund transfer and fees.

202 - The Huether Family Aquatics Center

2020 Fund Balance: \$15,000

Liabilities: (\$1,592)

Funded primarily by General Fund transfer and fees.

203 - Summit Activities Center

2020 Fund Balance: \$89,992

Liabilities: (\$69,992)

Funded primarily by General Fund transfer and fees.

204 - Marne Creek

2020 Fund Balance: \$30,000

Liabilities: (\$17,540)

Funded primarily by General Fund transfer.

205 - Casualty Reserve

2020 Fund Balance: \$45,228

Liabilities: (\$0)

Funds set aside to repair or replacement of City property as a result of casualty lose.
See SDCL 9-21.16.1

207 - Bridge & Street

2020 Fund Balance: \$143,450

Liabilities: (\$15,439)

Funded primarily by 2nd Penny Fund transfer and special road and bridge revenues.

208 - 911 / Dispatch

2020 Fund Balance: \$27,602

Liabilities: (\$27,602)

Funded primarily by General Fund transfer and Yankton 911 fees.

209 - BID District #1

2020 Fund Balance: \$276,136

Liabilities: (\$2,228)

Funded primarily by room tax.

See SDCL 9-55-2 and City of Yankton Ordinance #953

211 - BBB

2020 Fund Balance: \$689,535

Liabilities: (\$18,102)

Funded primarily by sales tax revenue.

See SDCL 10-52A-2

241- Infrastructure Improvement Revolving Fund

2020 Fund Balance: \$121,845

Liabilities: (\$44,519)

Funded primarily by special assessment revenues.

621 - Cemetery Perpetual Care Fund

2020 Fund Balance: \$171,980

Liabilities: (\$4,047)

Funded primarily by purchase of lots in city cemetery.

See SDCL 9-32-20.1

300 - Debt Service Funds - to account for the accumulation of resources for, and the payment of, general long-term debt principal and interest.

Needs details \$208,504

Liabilities: (\$208,504)

400 - Permanent Funds - To account for resources that are legally restricted to the extent that only earnings, and not principal, may be used for purposes that support the reporting government's programs - that is for the benefit of the government or its citizenry.

None

500 - Capital Projects Funds - to account for financial resources to be used for the acquisition or construction of major capital facilities (other than those financed by proprietary funds or in trust funds for individuals, private organizations or other governments.) Capital outlays financed from general obligation bond proceeds should be accounted for through a capital projects fund.

501 - Public Improvement

2020 Fund Balance: \$1,498,721

Funded by governmental grants and land sales.

502 - Airport Capital

2020 Fund Balance: Will have Friday

Funded by FAA grants and General Fund transfer.

503 - Park Capital

2020 Fund Balance: \$0

Funded primarily by General Fund transfer.

504 - Infrastructure Improvement Construction

2020 Fund Balance: \$200,873

Liabilities: (\$0)

Funded primary by Infrastructure Improvement Revolving Fund (special assessment revenue).

505 - The Huether Family Aquatics Center

2020 Fund Balance: \$8,066,833

Liabilities: (\$949,020)

Funded by bond issuance, donations and fund transfers.

506 - General Sales & Use Tax

2020 Fund Balance: \$11,107,541

Liabilities: (\$2,021,073)

Funded by sales tax revenue and annual federal aid urban funds.

509 - Tax Increment District #2 – Morgan Square

2020 Fund Balance: \$0

Funded by tax increment.

510 - Tax Increment District #5 – Menards

2020 Fund Balance: \$0

Liabilities: (\$3,689,392)

Funded by tax increment and BBB fund transfer.

511 - Tax Increment District #6 – Westbrook Estates Phase 1

2020 Fund Balance: \$145,476

Liabilities: (\$145,476)

Funded by tax increment.

512 - Tax Increment District #7 – West 10th Street

2020 Fund Balance: \$11,702

Liabilities: (\$11,702)

Funded by tax increment

513 - Tax Increment District #8 – Westbrook Estates Phase 2

2020 Fund Balance: \$38,173

Liabilities: (\$38,173)

Funded by tax increment.

514 - Tax Increment District #9 – Yankton Mall

2020 Fund Balance: \$3,614

Funded by tax increment.

Liabilities: (\$3,614)

Proprietary Fund Types

600 - Enterprise Funds - to account for operations (a) that are financed and operated in a manner similar to private business enterprises - where the intent of the governing body is that the costs (expenses, including depreciation) of providing goods or services to the general public on a continuing basis be financed or recovered primarily through user charges; or (b) where the governing body has decided that periodic determination of revenues earned, expenses incurred, and/or net income is appropriate for capital maintenance, public policy, management control, accountability, or other purposes.

601 - Water

2020 Fund Balance: \$9,447,819

Funded by user fees.

Liabilities: (\$1,119,440)

611 - Wastewater

2020 Fund Balance: \$3,686,318.81

Funded by user fees.

Liabilities: (\$929,025)

621 - Cemetery (technically a special revenue fund)

2020 Fund Balance: \$171,980

Funded by fees and General Fund transfer.

Liabilities: (\$4,047)

631 - Solid Waste & Recycling Collection

2020 Fund Balance: \$1,521,279

Funded by user fees.

Liabilities: (\$126,505)

637 - Joint Powers

2020 Fund Balance: \$169,115

Funded by user fees.

Liabilities: (\$210,462)

641 - Fox Run Golf

2020 Fund Balance: \$17,816

Funded by user fees and General Fund transfer.

Liabilities: (\$17,816)

800 - Internal Service Funds - to account for the financing of goods or services provided by one department or agency to other departments or agencies of the governmental unit, or to other governmental units, on a cost-reimbursement basis.

801 - Central Garage

2020 Fund Balance: \$197,100

Liabilities: (\$81,177)

Funded by interdepartmental transfers and user fees.

Fiduciary Fund Types

Fiduciary Fund Types are used to account for assets held by a governmental unit in a trustee capacity or as an agent for individuals, private organizations, and other governmental units. These include:

700 - Private Purpose Trust Funds - To account for trust arrangements under which principal and income benefit individuals, private organizations, or other governments. (This type of fund is used to report escheat property.)

701 - Library Trust Fund - 2020 Fund Balance: \$32,184

Liabilities: (\$817)

703 - Historical Easement - 2020 Fund Balance: \$23,668

Liabilities: (\$0)

750 - Custodial Funds – Used to report fiduciary activities that are not required to be reported in pension trust funds, investment trust funds, or private-purpose trust funds.

None

711 - Pension (and other employee benefit) Trust Fund – To account for resources

that are required to be held in trust for the members and beneficiaries of defined benefit pension plans, defined contribution plans, other post-employment benefit plans, or other employee benefit plans.

711 - Employee Benefits - 2020 Fund Balance: \$115,590

Liabilities: (\$115,590)

712 - Sales Tax - 2020 Fund Balance: \$488

Liabilities: (\$488)

713 - Copies & Postage \$0.00

714 - Employee Deferred Compensation \$0.00

SELF BALANCING ACCOUNTS

901 - General Capital Assets – capital assets of the government that are not specifically related to activities reported in proprietary or fiduciary funds. General capital assets are associated with and generally arise from governmental activities. Most often, they result from expenditures of governmental fund financial resources. They should not be reported as assets in governmental funds but should be reported in the governmental activities column in the government-wide financial statements.

\$67,057,213

951 - General long-term liabilities – the unmatured principal of bonds, warrants, notes, or other forms of noncurrent or long-term general obligation indebtedness. General long-term debt is not limited to liabilities arising from debt issuances but may also include noncurrent liabilities on lease-purchase agreements and other commitments that are not current liabilities properly recorded in governmental funds. General long-term liabilities should not be reported as liabilities in governmental funds but should be reported in the governmental activities' column in the government wide statement of net position.

951 - Sales Tax Long-Term Debt \$0.00

952 - Fire Station Long-Term Debt \$1,175,000

953 - Sales Tax Revenue Bond Series 2011A \$1,659,022

954 - The Huether Aquatics Center Long-Term Debt \$13,123,022

991 - General Long-Term Debt \$0.00



CITY OF YANKTON

FIVE YEAR CAPITAL IMPROVEMENT PLAN

FISCAL YEARS 2021 – 2025

City of SOUTH DAKOTA
Yankton
Ideas flow here

City of
Yankton
GIS
Click For Map



CITY OF YANKTON



FIVE YEAR CAPITAL IMPROVEMENT PLAN

FISCAL YEARS 2021 – 2025






INTRODUCTION



The Fiscal Year 2021-2025 Capital Improvement Plan (CIP) is an update of the City's annual capital improvement planning process. The five-year plan provides a schedule for capital projects and identifies funding sources.

The CIP is vital to the City of Yankton. It is a plan for physical improvements to public facilities / infrastructure and the purchase of capital equipment. The plan additionally has a positive economic impact on the local economy. The City Commission has recognized the importance of this planning process and annually engages in the preparation, review and adoption of the Capital Improvement Plan. Public meetings are held annually to review the five-year plan.

The five-year CIP is revised annually to include new projects, reflect changes in priorities and to extend the plan an additional year. The first year of the plan is the current year and is adjusted throughout the year as needs dictate or when changes are made to existing approved projects.

Legend

-  **100 Series – General Fund**
-  **200 Series – Special Revenues**
-  **500 Series – Capital Projects**
-  **600 Series – Enterprise Fund**
-  **800 series – Internal Services**

-  **Recent Changes to the Plan – Increases or Funding Changes**
-  **Recent Changes to the Plan – Decreases**

CITY OF YANKTON
FIVE YEAR CAPITAL IMPROVEMENT PLAN

DEPARTMENT	DESCRIPTION	2021	2022	2023	2024	2025	TOTAL
CITY MANAGER'S OFFICE 101.102.xxx	OFFICE FURNITURE / EQUIPMENT	\$1,000	\$1,000	\$1,000	\$1,000	\$1,000	\$5,000
	MEETING ROOM EQUIPMENT	\$0	\$0	\$0	\$0	\$0	\$0
	TOTAL	\$1,000	\$1,000	\$1,000	\$1,000	\$1,000	\$5,000
	GENERAL	\$1,000	\$1,000	\$1,000	\$1,000	\$1,000	\$5,000
FINANCE 101.104.xxx	OFFICE FURNITURE / EQUIPMENT	\$1,000	\$1,000	\$1,000	\$1,000	\$1,000	\$5,000
	AS400 REPLACEMENT	\$58,000	\$0	\$0	\$0	\$0	\$58,000
	TOTAL	\$59,000	\$1,000	\$1,000	\$1,000	\$1,000	\$63,000
	GENERAL	\$59,000	\$1,000	\$1,000	\$1,000	\$1,000	\$63,000
INFORMATION SERVICES 101.105.xxx	SERVER & COMPUTER EQUIPMENT	\$145,000	\$30,000	\$30,000	\$30,000	\$30,000	\$265,000
	AS400 REPLACEMENT OR PC SYSTEM CONVERSION	\$0	\$0	\$0	\$200,000	\$0	\$200,000
	OFFICE FURNITURE / EQUIPMENT	\$5,000	\$1,000	\$1,000	\$1,000	\$1,000	\$9,000
	PLOTTER / PRINTER REPLACEMENT	\$10,000	\$2,000	\$2,000	\$2,000	\$2,000	\$18,000
	TECHNOLOGY EQUIPMENT	\$11,500	\$1,000	\$1,000	\$1,000	\$1,000	\$15,500
	DIGITAL CAMERA	\$0	\$0	\$1,000	\$0	\$0	\$1,000
	GIS SOFTWARE AND EQUIPMENT	\$18,000	\$0	\$0	\$0	\$0	\$18,000
	UNMANNED AERIAL SYSTEM (UAS)	\$0	\$0	\$5,000	\$0	\$0	\$5,000
	GENERAL USE FLEET VEHICLE	\$33,000	\$0	\$0	\$0	\$0	\$33,000
	SOFTWARE UPGRADE / MAINTENANCE	\$3,000	\$3,000	\$3,000	\$3,000	\$3,000	\$15,000
	TOTAL	\$225,500	\$37,000	\$43,000	\$237,000	\$37,000	\$579,500
	GENERAL	\$225,500	\$37,000	\$43,000	\$237,000	\$37,000	\$579,500
COMMUNITY DEVELOPMENT 101.106.xxx	VEHICLE REPLACEMENT	\$0	\$0	\$0	\$35,000	\$0	\$35,000
	OFFICE FURNITURE / EQUIPMENT	\$1,000	\$0	\$1,000	\$0	\$1,000	\$3,000
	COMPREHENSIVE PLAN	\$0	\$70,000	\$70,000	\$0	\$0	\$140,000
	TOTAL	\$1,000	\$70,000	\$71,000	\$35,000	\$1,000	\$178,000
	GENERAL	\$1,000	\$70,000	\$71,000	\$35,000	\$1,000	\$178,000

CITY OF YANKTON
FIVE YEAR CAPITAL IMPROVEMENT PLAN

DEPARTMENT	DESCRIPTION	2021	2022	2023	2024	2025	TOTAL
HUMAN RESOURCES 101.107.xxx	OFFICE FURNITURE / EQUIPMENT	\$1,000	\$0	\$1,000	\$0	\$1,000	\$3,000
	TOTAL	\$1,000	\$0	\$1,000	\$0	\$1,000	\$3,000
	GENERAL	\$1,000	\$0	\$1,000	\$0	\$1,000	\$3,000
POLICE 101.111.xxx	VEHICLE REPLACEMENTS	\$150,000	\$150,000	\$100,000	\$100,000	\$100,000	\$600,000
	PROTECTIVE VESTS	\$7,000	\$7,000	\$7,000	\$7,000	\$7,000	\$35,000
	K-9 DOG UNIT	\$15,000	\$2,000	\$12,000	\$2,000	\$2,000	\$33,000
	SPECIAL RESPONSE TEAM EQUIPMENT	\$18,000	\$7,000	\$7,000	\$7,000	\$7,000	\$46,000
	TASERS	\$7,500	\$7,500	\$7,500	\$7,500	\$7,500	\$37,500
	VIDEO CAMERA AND RECORDER-PATROL CARS	\$6,000	\$6,000	\$6,000	\$6,000	\$6,000	\$30,000
	RADIOS	\$0	\$45,000	\$0	\$0	\$0	\$45,000
	PORTABLE RADIOS	\$6,000	\$6,000	\$6,000	\$6,000	\$6,000	\$30,000
	IN CAR COMPUTERS	\$7,500	\$7,500	\$7,500	\$7,500	\$7,500	\$37,500
	ICAC COMPUTER	\$2,000	\$0	\$0	\$0	\$0	\$2,000
	REPLACE RADAR	\$7,500	\$7,500	\$7,500	\$7,500	\$7,500	\$37,500
	FURNITURE	\$5,000	\$3,000	\$3,000	\$3,000	\$3,000	\$17,000
	DETECTIVE EQUIPMENT	\$0	\$2,000	\$0	\$0	\$0	\$2,000
	CAMERAS	\$900	\$400	\$900	\$900	\$900	\$4,000
	BODY CAMERAS	\$2,800	\$3,000	\$4,500	\$0	\$0	\$10,300
	DRONE	\$0	\$0	\$0	\$0	\$30,000	\$30,000
	E-TICKET	\$0	\$25,000	\$0	\$0	\$0	\$25,000
	WEAPONS	\$0	\$4,000	\$4,000	\$4,000	\$4,000	\$16,000
	TOTAL	\$235,200	\$282,900	\$172,900	\$158,400	\$188,400	\$1,037,800
	GENERAL	\$235,200	\$282,900	\$172,900	\$158,400	\$188,400	\$1,037,800
	TOTAL	\$235,200	\$282,900	\$172,900	\$158,400	\$188,400	\$1,037,800

CITY OF YANKTON
FIVE YEAR CAPITAL IMPROVEMENT PLAN

DEPARTMENT	DESCRIPTION	2021	2022	2023	2024	2025	TOTAL
FIRE	2ND STATION DEBT SERVICE	\$168,760	\$168,760	\$168,760	\$168,760	\$168,760	\$843,800
101.114.xxx	2ND STATION - OTHER DEBT SERVICE	\$1,425	\$1,425	\$1,425	\$1,425	\$1,425	\$7,125
	CYCLICAL REPLACEMENT OF PERSONAL PROTECTIVE EQUIPMENT	\$20,000	\$20,000	\$20,000	\$20,000	\$20,000	\$100,000
	CYCLICAL REPLACEMENT OF FIRE HOSE/NOZZLES/WATER EQUIPMENT	\$2,500	\$2,500	\$2,500	\$2,500	\$2,500	\$12,500
	CYCLICAL REPLACEMENT OF PAGERS (50 x \$550 No parts after 2019)	\$0	\$0	\$0	\$0	\$1,000	\$1,000
	FIRE GRANT EQUIPMENT (95/5 or 90/10)	\$100,000	\$100,000	\$100,000	\$100,000	\$100,000	\$500,000
	REPLACE SCBA RADIOS (2019 - 36 x \$1,000)	\$0	\$0	\$0	\$120,000	\$0	\$120,000
	REPLACE DOOR LOCK SYSTEM	\$0	\$10,000	\$0	\$0	\$0	\$10,000
	PAINT INTERIOR FIRE STATION #1	\$8,000	\$0	\$0	\$0	\$0	\$8,000
	GENERATOR CABINET REPAIR / SHELTER (STATION 2)	\$25,000	\$0	\$0	\$0	\$0	\$25,000
	REPLACE PICKUP (2015)	\$0	\$45,000	\$45,000	\$0	\$0	\$90,000
	REPLACE STATE RADIOS	\$0	\$0	\$75,000	\$0	\$0	\$75,000
	INSTALL OUTDOOR SHELTER - STATION #2	\$10,000	\$0	\$0	\$0	\$0	\$10,000
	REMODEL KITCHEN	\$0	\$0	\$0	\$60,000	\$0	\$60,000
	REPLACE ENGINE #1	\$0	\$0	\$0	\$0	\$500,000	\$500,000
	TOTAL	\$335,685	\$347,685	\$412,685	\$472,685	\$793,685	\$2,362,425
	GENERAL	\$50,453	\$62,453	\$127,453	\$187,453	\$508,453	\$936,265
	FIRE STATION OPT-OUT	\$190,232	\$190,232	\$190,232	\$190,232	\$190,232	\$951,160
	GRANT FUNDS	\$95,000	\$95,000	\$95,000	\$95,000	\$95,000	\$475,000
	TOTAL	\$335,685	\$347,685	\$412,685	\$472,685	\$793,685	\$2,362,425
CIVIL DEFENSE	23rd STREET - TRANSFER STATION	\$0	\$0	\$0	\$0	\$0	\$0
101.115.xxx	TOTAL	\$0	\$0	\$0	\$0	\$0	\$0
	GENERAL	\$0	\$0	\$0	\$0	\$0	#REF!

CITY OF YANKTON
FIVE YEAR CAPITAL IMPROVEMENT PLAN

DEPARTMENT	DESCRIPTION	2021	2022	2023	2024	2025	TOTAL	
ENGINEERING 101.122.xxx	ELECTRONIC RECORDS STORAGE	\$0	\$0	\$15,000	\$0	\$0	\$15,000	
	TOTAL STATION UPGRADE	\$0	\$0	\$10,000	\$0	\$0	\$10,000	
	GPS	\$0	\$50,000	\$0	\$0	\$0	\$50,000	
	FURNITURE & OFFICE EQUIPMENT	\$1,000	\$3,500	\$1,000	\$1,000	\$1,000	\$7,500	
	TOTAL	\$1,000	\$53,500	\$26,000	\$1,000	\$1,000	\$82,500	
	GENERAL	\$1,000	\$53,500	\$26,000	\$1,000	\$1,000	\$82,500	
STREETS 101.123.xxx	REPLACE TRUCKS	\$0	\$0	\$160,000	\$0	\$160,000	\$320,000	
	ONE TON TRUCK REPLACEMENT	\$0	\$85,000	\$60,000	\$65,000	\$30,000	\$240,000	
	REPLACE PICKUP	\$0	\$0	\$40,000	\$0	\$0	\$40,000	
	ASHPALT STORAGE TANK	\$0	\$0	\$90,000	\$0	\$0	\$90,000	
	TRAFFIC CONTROL	\$0	\$15,000	\$15,000	\$0	\$0	\$30,000	
	BUILDING UPGRADE	\$15,000	\$70,000	\$0	\$15,000	\$0	\$100,000	
	TRAINING ROOM / PARTS ROOM ADDITION	\$0	\$0	\$60,000	\$0	\$0	\$60,000	
	RADIOS	\$0	\$25,000	\$0	\$0	\$0	\$25,000	
	CUTOFF SAW & BLOWER	\$5,000	\$0	\$5,000	\$0	\$5,000	\$15,000	
	TRAILER MOUNTED POWER WASHER	\$12,000	\$0	\$0	\$0	\$0	\$12,000	
	MOTOR GRADER	\$0	\$0	\$0	\$320,000	\$0	\$320,000	
	MINI EXCAVATOR	\$0	\$0	\$150,000	\$0	\$0	\$150,000	
	5TH WHEEL TRAILER	\$0	\$0	\$50,000	\$0	\$0	\$50,000	
	ASPHALT PLANT REHAB	\$0	\$0	\$50,000	\$0	\$0	\$50,000	
	REPLACE LOADER	\$170,000	\$0	\$200,000	\$0	\$0	\$370,000	
	REPLACE STREET SWEEPER	\$220,000	\$0	\$0	\$0	\$0	\$220,000	
	REPLACE QUONSET	\$0	\$0	\$65,000	\$0	\$0	\$65,000	
	REPLACE BACKHOE (25% w/25% ww/50% s)	\$0	\$70,000	\$0	\$0	\$0	\$70,000	
	ASPHALT HOT BOX	\$0	\$50,000	\$0	\$0	\$0	\$50,000	
	EQUIPMENT TRAILER	\$0	\$20,000	\$0	\$0	\$0	\$20,000	
	ACTIVE TRANSPORTATION PLAN PROJECTS	\$85,000	\$85,000	\$85,000	\$85,000	\$85,000	\$425,000	
	TOTAL	\$507,000	\$420,000	\$1,030,000	\$485,000	\$280,000	\$2,722,000	
	GENERAL	\$507,000	\$420,000	\$1,030,000	\$485,000	\$280,000	\$2,722,000	
	TOTAL	\$507,000	\$420,000	\$1,030,000	\$485,000	\$280,000	\$2,722,000	
	SNOW AND ICE REMOVAL 101.124.xxx	REPLACE SNOW PLOWS	\$15,000	\$15,000	\$15,000	\$15,000	\$15,000	\$75,000
		SNOW BOX	\$15,000	\$15,000	\$15,000	\$15,000	\$15,000	\$75,000
		TRUCK UNDERBODY PLOW	\$0	\$0	\$185,000	\$0	\$0	\$185,000
RADIOS		\$0	\$25,000	\$0	\$0	\$0	\$25,000	
SANDER STORAGE RACK		\$0	\$0	\$30,000	\$0	\$0	\$30,000	
TOTAL		\$30,000	\$55,000	\$245,000	\$30,000	\$30,000	\$390,000	
GENERAL	\$30,000	\$55,000	\$245,000	\$30,000	\$30,000	\$390,000		

CITY OF YANKTON
FIVE YEAR CAPITAL IMPROVEMENT PLAN

DESCRIPTION		2021	2022	2023	2024	2025	TOTAL
CITY HALL 101.125.xxx	LAWN CARE EQUIPMENT AND LANDSCAPING	\$1,000	\$1,000	\$1,000	\$1,000	\$1,000	\$5,000
	WINDOW REPLACEMENT	\$0	\$0	\$150,000	\$150,000	\$0	\$300,000
	CARPET / FLOORING REPLACEMENT	\$0	\$0	\$0	\$0	\$0	\$0
	ROOF MAINTENANCE	\$0	\$0	\$0	\$0	\$0	\$0
	BUILDING MASONRY REPAIR	\$0	\$60,000	\$0	\$0	\$0	\$60,000
	ELECTRICAL WIRING / DATA WIRING	\$60,000	\$50,000	\$0	\$0	\$0	\$110,000
	LIGHTS IN GYM	\$0	\$15,000	\$0	\$0	\$0	\$15,000
	MURAL RESTORATION	\$0	\$0	\$10,000	\$0	\$0	\$10,000
	REPLACE SANITARY SEWER SERVICE	\$0	\$0	\$0	\$35,000	\$0	\$35,000
	TOTAL	\$61,000	\$126,000	\$161,000	\$186,000	\$1,000	\$535,000
GENERAL	\$61,000	\$126,000	\$161,000	\$186,000	\$1,000	\$535,000	
TOTAL	\$61,000	\$126,000	\$161,000	\$186,000	\$1,000	\$535,000	
TRAFFIC CONTROL 101.126.xxx	NEW STREET LIGHTS / DETECTOR LOOPS & CIRCUITS	\$5,000	\$5,000	\$5,000	\$5,000	\$5,000	\$25,000
	SCHOOL CROSSINGS	\$3,000	\$3,000	\$3,000	\$50,000	\$3,000	\$62,000
	STREET LIGHTING REPLACEMENT	\$12,000	\$12,000	\$12,000	\$12,000	\$12,000	\$60,000
	SIGNAL SYSTEM UPGRADES / REPLACEMENT	\$25,000	\$25,000	\$25,000	\$25,000	\$25,000	\$125,000
	TOTAL	\$45,000	\$45,000	\$45,000	\$92,000	\$45,000	\$272,000
	GENERAL	\$45,000	\$45,000	\$45,000	\$92,000	\$45,000	\$272,000

CITY OF YANKTON
FIVE YEAR CAPITAL IMPROVEMENT PLAN

DEPARTMENT	DESCRIPTION	2021	2022	2023	2024	2025	TOTAL
AIRPORT - 127	REPLACE FLOOR COVERINGS	\$0	\$0	\$5,000	\$5,000	\$0	\$10,000
101.127.xxx	NEW FUELING SYSTEM	\$0	\$0	\$0	\$90,000	\$0	\$90,000
	SIGNAGE & RUNWAY APPURTENANCES	\$5,000	\$5,000	\$5,000	\$5,000	\$5,000	\$25,000
	TERMINAL BUILDING & FUEL EQUIPMENT REPLACEMENT	\$0	\$0	\$2,000	\$0	\$0	\$2,000
	PAVEMENT REPAIR	\$50,000	\$25,000	\$5,000	\$5,000	\$5,000	\$90,000
	FURNITURE REPLACEMENT	\$0	\$0	\$1,000	\$0	\$1,000	\$2,000
	LANDSCAPING	\$0	\$2,000	\$0	\$0	\$2,000	\$4,000
	LOADER	\$0	\$200,000	\$0	\$0	\$0	\$200,000
	UTILITY VEHICLE RADIO	\$1,200	\$0	\$0	\$0	\$0	\$1,200
	LL FUEL TRUCK	\$0	\$0	\$130,000	\$0	\$0	\$130,000
	TUG REPLACEMENT	\$0	\$23,000	\$0	\$0	\$0	\$23,000
	VEHICLE REPLACEMENT	\$0	\$0	\$35,000	\$0	\$0	\$35,000
	OUTFRONT MOWER	\$0	\$0	\$0	\$25,000	\$0	\$25,000
	ROOF MAINTENANCE	\$0	\$5,000	\$5,000	\$0	\$0	\$10,000
	SECURITY SYSTEM	\$2,755	\$0	\$2,000	\$0	\$0	\$4,755
	TERMINAL AREA LAWN IRRIGATION	\$0	\$12,000	\$0	\$0	\$0	\$12,000
	UTILITY VEHICLE	\$0	\$0	\$0	\$0	\$0	\$0
	AIRPLANE	\$0	\$0	\$0	\$0	\$150,000	\$150,000
	LOADER BLADE	\$0	\$0	\$0	\$0	\$30,000	\$30,000
	TERMINAL WINDOW REPLACEMENT	\$0	\$0	\$0	\$0	\$50,000	\$50,000
	TERMINAL HVAC	\$0	\$0	\$0	\$0	\$35,000	\$35,000
	SNOW BLOWER	\$118,100	\$0	\$0	\$0	\$0	\$118,100
	SUBTOTAL	\$177,055	\$272,000	\$190,000	\$130,000	\$278,000	\$1,047,055
	Federal Grant Funding Ratio	90/5/5	90/5/5	90/5/5	90/5/5	90/5/5	
502.511.xxx	DESIGN & CONSTRUCT RUNWAY REHAB (100% FAA)	\$100,000	\$0	\$0	\$0	\$0	\$100,000
	RECONSTRUCT GA TERMINAL APRON (6.5% CITY / 3.5% STATE) 502.511.xxx	\$0	\$0	\$90,000	\$1,250,000	\$0	\$1,340,000
	NEW T-HANGAR (100% PRIVATE)	\$0	\$0	\$500,000	\$0	\$0	\$500,000
	DESIGN / REHABILITATE RUNWAY 13-31 (6.5% CITY, 3.5% STATE)	\$0	\$0	\$0	\$60,000	\$350,000	\$410,000
	FAA NORTH ACCESS AND UTILITIES (5% CITY, 5% STATE)	\$0	\$0	\$0	\$0	\$0	\$0
	DESIGN / CONSTRUCT NORTH TAXIWAY & ACCESS RD (6.5% CITY, 3.5% STATE)	\$123,000	\$1,100,000	\$0	\$0	\$0	\$1,223,000
	ADDITIONAL CORP (100% CITY)	\$0	\$0	\$400,000	\$0	\$0	\$400,000
	SUBTOTAL	\$223,000	\$1,100,000	\$990,000	\$1,310,000	\$350,000	\$3,973,000
	TOTAL	\$400,055	\$1,372,000	\$1,180,000	\$1,440,000	\$628,000	\$5,020,055
	GENERAL	\$185,050	\$343,500	\$595,850	\$215,150	\$300,750	\$1,640,300
	AMOUNT TO BE PROVIDED	\$0	\$0	\$500,000	\$0	\$0	\$500,000
	FEDERAL FUNDS	\$210,700	\$990,000	\$81,000	\$1,179,000	\$315,000	\$2,775,700
	STATE FUNDS	\$4,305	\$38,500	\$3,150	\$45,850	\$12,250	\$104,055
	TOTAL	\$400,055	\$1,372,000	\$1,180,000	\$1,440,000	\$628,000	\$5,020,055

CITY OF YANKTON
FIVE YEAR CAPITAL IMPROVEMENT PLAN

DEPARTMENT	DESCRIPTION	2021	2022	2023	2024	2025	TOTAL	
SENIOR CITIZENS CENTER - 141 101.141.xxx	CONCRETE REPLACEMENT	\$1,000	\$2,000	\$0	\$2,000	\$1,000	\$6,000	
	FLOORING	\$3,000	\$0	\$3,000	\$0	\$0	\$6,000	
	WINDOW REPLACEMENT	\$1,000	\$1,000	\$1,000	\$1,000	\$1,000	\$5,000	
	CEILING TILE	\$300	\$300	\$300	\$300	\$300	\$1,500	
	LANDSCAPING	\$1,000	\$1,000	\$1,000	\$1,000	\$1,000	\$5,000	
	TABLES / CHAIRS	\$1,000	\$1,000	\$1,000	\$1,000	\$1,000	\$5,000	
	NEW ADDITION	\$0	\$0	\$0	\$0	\$1,000,000	\$1,000,000	
	PARKING LOT CONCRETE RECONSTRUCTION	\$0	\$0	\$300,000	\$0	\$0	\$300,000	
	GARAGE SIDING / GUTTERS / AREA REPAIRS	\$7,000	\$0	\$0	\$0	\$0	\$7,000	
	FIRE ALARM SYSTEM REPLACEMENT	\$30,000	\$0	\$0	\$0	\$0	\$30,000	
	SNOW BLOWER	\$0	\$1,000	\$0	\$0	\$0	\$1,000	
	ROOF REPAIR	\$0	\$0	\$0	\$5,000	\$0	\$5,000	
	TOTAL	\$44,300	\$6,300	\$306,300	\$10,300	\$1,004,300	\$1,371,500	
	GENERAL	\$22,150	\$3,150	\$153,150	\$5,150	\$2,150	\$185,750	
	AMOUNT TO BE PROVIDED	\$0	\$0	\$0	\$0	\$1,000,000	\$1,000,000	
	YANKTON COUNTY	\$22,150	\$3,150	\$153,150	\$5,150	\$2,150	\$185,750	
	TOTAL	\$44,300	\$6,300	\$306,300	\$10,300	\$1,004,300	\$1,371,500	
	LIBRARY - 142 101.142.xxx	AUDIO VISUAL MATERIALS	\$12,500	\$13,500	\$13,500	\$13,500	\$13,500	\$66,500
		NEW BOOKS	\$51,000	\$53,000	\$53,000	\$53,000	\$53,000	\$263,000
		LIBRARY ROOF	\$2,000	\$2,000	\$150,000	\$2,000	\$2,000	\$158,000
HVAC SMALL UNITS		\$25,000	\$0	\$0	\$0	\$0	\$25,000	
COMPUTERS		\$30,192	\$0	\$0	\$0	\$0	\$30,192	
DATA WIRING		\$10,700	\$0	\$0	\$0	\$0	\$10,700	
DIGITIZE MICROFICHE		\$68,030	\$0	\$0	\$0	\$0	\$68,030	
UPDATE BUILDING WIRING		\$0	\$15,000	\$0	\$0	\$0	\$15,000	
NEW LIBRARY		\$0	\$0	\$0	\$10,000	\$12,000,000	\$12,010,000	
TOTAL		\$199,422	\$83,500	\$216,500	\$78,500	\$12,068,500	\$12,646,422	
GENERAL		\$99,422	\$83,500	\$216,500	\$68,500	\$68,500	\$536,422	
AMOUNT TO BE PROVIDED		\$0	\$0	\$0	\$10,000	\$12,000,000	\$12,010,000	
GRANTS		\$100,000	\$0	\$0	\$0	\$0	\$100,000	
TOTAL		\$199,422	\$83,500	\$216,500	\$78,500	\$12,068,500	\$12,646,422	

CITY OF YANKTON
FIVE YEAR CAPITAL IMPROVEMENT PLAN

DEPARTMENT	DESCRIPTION	2021	2022	2023	2024	2025	TOTAL	
PARKS & RECREATION 201.201.xxx	LANDSCAPING (201.201.301)	\$7,000	\$7,000	\$7,000	\$7,000	\$7,000	\$35,000	
	LAWN MOWERS (201.201.350)	\$70,446	\$80,000	\$90,000	\$19,000	\$19,000	\$278,446	
	PLAYGROUND EQUIPMENT (201.201.350)	\$40,000	\$100,000	\$20,000	\$100,000	\$100,000	\$360,000	
	SHOP EQUIPMENT (201.201.350)	\$1,000	\$1,000	\$1,000	\$1,000	\$1,000	\$5,000	
	LAWN CARE EQUIPMENT (201.201.350)	\$3,000	\$3,000	\$3,000	\$3,000	\$3,000	\$15,000	
	TRUCKS (201.201.350)	\$31,874	\$0	\$55,000	\$60,000	\$0	\$146,874	
	PARK FURNITURE (201.201.350)	\$8,000	\$8,000	\$8,000	\$8,000	\$8,000	\$40,000	
	TRACTOR REPLACEMENT	\$0	\$0	\$32,000	\$0	\$0	\$32,000	
	SOIL PULVERIZER FOR GROUND PREPARATION (201.201.350)	\$1,850	\$0	\$0	\$0	\$0	\$1,850	
	REPLACE UTILITY VEHICLE	\$0	\$0	\$0	\$30,000	\$0	\$30,000	
	GRAPPLE BUCKET FOR SKID LOADER	\$0	\$5,000	\$0	\$0	\$0	\$5,000	
	TRAILER WITH POWER WASHER	\$0	\$0	\$0	\$0	\$10,000	\$10,000	
	SUBTOTAL (200 SERIES)	\$163,170	\$204,000	\$216,000	\$228,000	\$148,000	\$959,170	
	503.54x.xxx	TENNIS COURT RESURFACING (503.xxx.xxx)	\$0	\$0	\$48,000	\$0	\$0	\$48,000
		RIVERSIDE PARK - AMPHITHEATRE RAILINGS (503.544.320)	\$0	\$0	\$0	\$0	\$50,000	\$50,000
RIVERSIDE PARK - TRAIL REPLACEMENT		\$0	\$0	\$25,000	\$50,000	\$50,000	\$125,000	
RIVERSIDE PARK - STADIUM SEATING		\$0	\$0	\$0	\$0	\$85,000	\$85,000	
RIVERSIDE PARK - STADIUM TICKET BOOTH & FAN ENTRANCE		\$0	\$0	\$0	\$0	\$57,500	\$57,500	
RIVERSIDE PARK - BANK ENHANCEMENTS		\$0	\$0	\$0	\$0	\$500,000	\$500,000	
RIVERSIDE PARK - BOAT RAMP LIGHTING		\$0	\$0	\$0	\$0	\$50,000	\$50,000	
BLEACHERS - ALL OUTDOOR 4 SETS PER YEAR TO MEET STANDARDS		\$0	\$0	\$0	\$50,000	\$50,000	\$100,000	
SIDEWALKS IN PARKS		\$11,000	\$11,000	\$11,000	\$11,000	\$11,000	\$55,000	
PARK SIGNS		\$5,000	\$5,000	\$5,000	\$5,000	\$5,000	\$25,000	
PARK STORAGE & RESTROOM BUILDINGS - REPLACE DOORS & FRAMES		\$6,000	\$6,000	\$6,000	\$6,000	\$6,000	\$30,000	
SUMMER WELCOME BANNERS - 32 ON BROADWAY, 10 ON HWY 50		\$0	\$0	\$0	\$10,000	\$0	\$10,000	
CHRISTMAS GARLAND & BOWS - 20 POLES @ \$200 / POLE		\$0	\$0	\$0	\$0	\$50,000	\$50,000	
COMMUNITY GARDEN - OPEN AIR SHELTER		\$0	\$0	\$0	\$0	\$10,000	\$10,000	
MEMORIAL PARK - SHINGLE NORTH SHELTER & SOUTH COMFORT STATION		\$0	\$25,000	\$0	\$0	\$0	\$25,000	
MEMORIAL PARK - REPLACE TRAILS		\$50,000	\$20,000	\$25,000	\$0	\$0	\$95,000	
MEMORIAL PARK - MOVE SOFTBALL FIELDS / NEW DUGOUTS / FENCING		\$0	\$0	\$0	\$0	\$20,000	\$20,000	
MEMORIAL PARK - RENOVATE BASKETBALL COURT		\$0	\$0	\$0	\$0	\$115,000	\$115,000	
CROCKET PARK - 1/2 BASKETBALL COURT, LANDSCAPING, OPEN AIR SHELTER		\$0	\$0	\$0	\$20,000	\$0	\$20,000	
REMOTE CONTROL AIRPLANE STRIP, RC CAR TRACK		\$0	\$0	\$0	\$0	\$20,000	\$20,000	
SERTOMA PARK - SIDEWALKS, COMFORT STATION TO PARKING / SEATING		\$0	\$20,000	\$0	\$0	\$0	\$20,000	
SERTOMA PARK - UPGRADE BLEACHERS, SHADE STRUCTURES, PAVEMENT		\$0	\$0	\$0	\$0	\$925,000	\$925,000	
SERTOMA PARK - NEW PARKING LOT		\$0	\$0	\$0	\$0	\$290,000	\$290,000	
SERTOMA PARK - BASKETBALL COURT		\$0	\$0	\$0	\$20,000	\$0	\$20,000	
SERTOMA PARK CONCESSION RENOVATION		\$0	\$0	\$0	\$0	\$423,000	\$423,000	
SERTOMA PARK - OPEN AIR SHELTERS	\$20,000	\$0	\$0	\$0	\$0	\$20,000		

CITY OF YANKTON
FIVE YEAR CAPITAL IMPROVEMENT PLAN

DEPARTMENT	DESCRIPTION	2021	2022	2023	2024	2025	TOTAL
PARKS & RECREATION 201.201.xxx	SERTOMA PARK - NEW LIGHTS FOR FOOTBALL FIELD	\$30,000	\$0	\$0	\$0	\$0	\$30,000
	WESTSIDE PARK - UPDATE BRIDGE	\$0	\$0	\$0	\$0	\$200,000	\$200,000
	WESTSIDE PARK - RESTROOM REMODELING	\$0	\$0	\$0	\$0	\$100,000	\$100,000
	WESTSIDE PARK - MASTER PLAN	\$0	\$0	\$0	\$0	\$500,000	\$500,000
	SUBTOTAL (500 SERIES)	\$122,000	\$87,000	\$120,000	\$172,000	\$3,517,500	\$4,018,500
	TOTAL	\$285,170	\$291,000	\$336,000	\$400,000	\$3,665,500	\$4,977,670
	GENERAL	\$285,170	\$291,000	\$336,000	\$390,000	\$3,615,500	\$4,917,670
	AMOUNT TO BE PROVIDED - BBB	\$0	\$0	\$0	\$10,000	\$50,000	\$60,000
	PRIVATE DONATIONS	\$0	\$0	\$0	\$0	\$0	\$0
	GRANTS	\$0	\$0	\$0	\$0	\$0	\$0
TOTAL	\$285,170	\$291,000	\$336,000	\$400,000	\$3,665,500	\$4,977,670	
HUETHER FAMILY AQUATICS CENTER 202.202.xxx	FURNITURE REPLACEMENT	\$0	\$2,000	\$2,000	\$2,000	\$2,000	\$8,000
	POOL CONSTRUCTION (505.505.320)	\$0	\$0	\$0	\$0	\$0	\$0
	TOTAL	\$0	\$2,000	\$2,000	\$2,000	\$2,000	\$8,000
	GENERAL	\$0	\$2,000	\$2,000	\$2,000	\$2,000	\$8,000
	BOND	\$0	\$0	\$0	\$0	\$0	\$0
	TRANSFER FROM BBB	\$0	\$0	\$0	\$0	\$0	\$0
	TOTAL	\$0	\$2,000	\$2,000	\$2,000	\$2,000	\$8,000
MARNE CREEK 204.204.xxx	LAWN CARE EQUIPMENT	\$1,000	\$25,000	\$1,000	\$1,000	\$1,000	\$29,000
	MAINTENANCE TRAIL CONSTRUCTION	\$0	\$20,000	\$20,000	\$20,000	\$20,000	\$80,000
	DIRECTIONAL SIGNAGE	\$0	\$7,000	\$7,000	\$7,000	\$7,000	\$28,000
	TRUCK	\$0	\$0	\$0	\$0	\$60,000	\$60,000
	TRAIL AMENITIES - BENCHES, TRASH CAN HOLDERS	\$2,000	\$2,000	\$2,000	\$2,000	\$2,000	\$10,000
	ENGINEERING CONTRACT	\$633,919	\$0	\$0	\$0	\$0	\$633,919
	ENVIRONMENTAL	\$278,269	\$0	\$0	\$0	\$0	\$278,269
	PUBLIC ASSISTANCE PROJECT	\$0	\$1,900,000	\$0	\$0	\$0	\$1,900,000
	PROJECT CONSTRUCTION	\$0	\$3,500,000	\$0	\$0	\$0	\$3,500,000
	MITIGATION	\$0	\$0	\$0	\$0	\$0	\$0
	STORM WATER IMPROVEMENT PLAN - ENGINEERING / CONSTRUCTION	\$0	\$0	\$600,000	\$1,000,000	\$1,000,000	\$2,600,000
	FLOOD RECOVERY PROJECTS	\$0	\$0	\$0	\$0	\$0	\$0
	ROTARY AREA - SHELTER	\$0	\$25,000	\$0	\$0	\$0	\$25,000
	23RD TO HWY 50 MITIGATION PROJECT	\$0	\$0	\$0	\$0	\$2,500,000	\$2,500,000
	PEDESTRIAN BRIDGE EAST OF WALNUT	\$0	\$0	\$0	\$0	\$200,000	\$200,000
	BANK STABILIZATION	\$0	\$10,000	\$10,000	\$10,000	\$10,000	\$40,000
	LAND ACQUISITION	\$0	\$30,000	\$30,000	\$30,000	\$30,000	\$120,000
	TOTAL	\$915,188	\$5,519,000	\$670,000	\$1,070,000	\$3,830,000	\$12,004,188
	GENERAL	\$281,269	\$2,019,000	\$70,000	\$70,000	\$330,000	\$2,770,269
	CAPITAL IMPROVEMENT SALES TAX	\$0	\$0	\$90,000	\$150,000	\$525,000	\$765,000
	WATER	\$0	\$0	\$0	\$0	\$0	\$0
	GRANTS	\$633,919	\$3,500,000	\$510,000	\$850,000	\$2,975,000	\$8,468,919
	PRIVATE DONATIONS	\$0	\$0	\$0	\$0	\$0	\$0
TOTAL	\$915,188	\$5,519,000	\$670,000	\$1,070,000	\$3,830,000	\$12,004,188	

CITY OF YANKTON
FIVE YEAR CAPITAL IMPROVEMENT PLAN

DEPARTMENT	DESCRIPTION	2021	2022	2023	2024	2025	TOTAL
BRIDGE & STREET FUND 207.221.xxx	PAINT BRIDGES & REPAIR	\$20,000	\$20,000	\$20,000	\$20,000	\$20,000	\$100,000
	ROAD MATERIALS	\$50,000	\$50,000	\$50,000	\$50,000	\$50,000	\$250,000
	23RD STREET BRIDGE	\$0	\$0	\$50,000	\$0	\$0	\$50,000
	CEDAR STREET BRIDGE (BIG 50% / 50%)	\$60,000	\$40,000	\$1,950,000	\$0	\$0	\$2,050,000
	MERIDIAN BRIDGE INSPECTION (2022 DOT UNDERWATER)	\$0	\$35,000	\$0	\$0	\$600,000	\$635,000
	TOTAL	\$130,000	\$145,000	\$2,070,000	\$70,000	\$670,000	\$3,085,000
HWY INFRASTRUCTURE PROGRAM \$103,871.63 - 2019							
	ROAD AND BRIDGE FUND	\$21,398	\$21,398	\$21,398	\$21,398	\$21,398	\$106,990
	CAPITAL IMPROVEMENT SALES TAX	\$78,602	\$103,602	\$1,073,602	\$48,602	\$648,602	\$1,953,010
	BIG AID	\$30,000	\$20,000	\$975,000	\$0	\$0	\$1,025,000
	TOTAL	\$130,000	\$145,000	\$2,070,000	\$70,000	\$670,000	\$3,085,000
911 / DISPATCH 208.208.xxx	COMPUTER EQUIPMENT	\$4,000	\$4,000	\$4,000	\$4,000	\$4,000	\$20,000
	911 LAPTOP	\$10,000	\$0	\$0	\$0	\$0	\$10,000
	TREADMILL	\$2,000	\$0	\$0	\$0	\$0	\$2,000
	TOTAL	\$16,000	\$4,000	\$4,000	\$4,000	\$4,000	\$32,000
	GENERAL	\$0	\$0	\$0	\$0	\$0	\$0
	E911 FUNDS	\$4,000	\$4,000	\$4,000	\$4,000	\$4,000	\$20,000
	STATE 911 GRANT	\$12,000	\$0	\$0	\$0	\$0	\$12,000
TOTAL	\$16,000	\$4,000	\$4,000	\$4,000	\$4,000	\$32,000	
WATER UTILITY 601.601.xxx & 602.602.xxx	REPLACE PIPE LOCATOR	\$0	\$9,500	\$0	\$9,500	\$0	\$19,000
	CURB STOP LOCATOR	\$1,000	\$0	\$1,000	\$0	\$1,000	\$3,000
	PICKUP TRUCKS	\$29,000	\$30,000	\$0	\$0	\$0	\$59,000
	REPLACE BACKHOE (25% w/25% ww/50% s)	\$0	\$35,000	\$0	\$0	\$0	\$35,000
	AIR COMPRESSOR (SPLIT W/WW)	\$12,500	\$0	\$0	\$0	\$0	\$12,500
	LAB EQUIPMENT	\$2,800	\$2,800	\$2,800	\$2,800	\$2,800	\$14,000
	PUMP UPGRADE	\$0	\$0	\$20,000	\$0	\$0	\$20,000
	SANDBLASTER	\$0	\$3,000	\$0	\$0	\$0	\$3,000
	PIPE REDUCTION FILTER FEED	\$0	\$0	\$25,000	\$0	\$0	\$25,000
	LADDER WITH CAGE & FALL PROTECTION BOTH BASINS	\$0	\$0	\$0	\$10,000	\$0	\$10,000
	PLANT LIGHTING	\$0	\$0	\$0	\$10,000	\$0	\$10,000
	BOOSTER STATION VFD	\$0	\$0	\$36,000	\$0	\$0	\$36,000
	MIX TRANSMISSION REPLACEMENT	\$0	\$0	\$0	\$0	\$20,000	\$20,000
	PLANT FLOW METERS	\$30,000	\$20,000	\$20,000	\$0	\$0	\$70,000
	PRESSURE REDUCING VALVES (5@ \$30,000)	\$30,000	\$30,000	\$30,000	\$30,000	\$30,000	\$150,000
	SLAKER LIME	\$150,000	\$0	\$0	\$0	\$0	\$150,000

CITY OF YANKTON
FIVE YEAR CAPITAL IMPROVEMENT PLAN

DEPARTMENT	DESCRIPTION	2021	2022	2023	2024	2025	TOTAL
WATER UTILITY	CLARIFIER TROUGH REPLACEMENT #2	\$0	\$0	\$500,000	\$0	\$0	\$500,000
	TREATMENT PLANT IMPROVEMENTS	\$0	\$0	\$0	\$0	\$0	\$0
601.601.xxx & 602.602.xxx	PLANT #2 PIPING	\$30,000	\$30,000	\$0	\$0	\$0	\$60,000
	WEST STREET, 8TH TO 9TH	\$0	\$0	\$64,000	\$0	\$0	\$64,000
	LOCUST STREET, 4TH TO 8TH	\$0	\$0	\$1,777,000	\$0	\$0	\$1,777,000
	LOCUST STREET, 15TH TO N SIDE OF BRIDGE	\$0	\$0	\$188,000	\$0	\$0	\$188,000
	BROADWAY, 31ST TO WILSON TRAILER - WATER MAIN REPLACEMENT	\$0	\$0	\$0	\$60,000	\$0	\$60,000
	WALNUT @ 8TH STREET - WATER MAIN REPLACEMENT -(S)	\$0	\$0	\$0	\$0	\$80,000	\$80,000
	CEDAR ST, 8TH TO 10TH - WATER MAIN REPLACEMENT	\$0	\$150,000	\$0	\$0	\$0	\$150,000
	ELM ST, 20TH TO 21ST - WATER MAIN REPLACEMENT	\$0	\$0	\$100,000	\$0	\$0	\$100,000
	8TH STREET, BURLEIGH TO FERDIG -(S)	\$0	\$0	\$300,000	\$0	\$0	\$300,000
	DOUGLAS AVE, LEVEE TO 2ND- (S)	\$0	\$0	\$125,000	\$0	\$0	\$125,000
	SPRUCE STREET, 4TH TO 6TH - WATER MAIN REPLACEMENT -(S)	\$125,000	\$0	\$0	\$0	\$0	\$125,000
	CEDAR ST, 19TH TO 21ST - WATER MAIN REPLACEMENT -(S)	\$0	\$0	\$0	\$125,000	\$0	\$125,000
	10TH ST, SUMMIT TO JACKSON - WATER MAIN REPLACEMENT	\$0	\$125,000	\$0	\$0	\$0	\$125,000
	BILL BAGGS ROAD EXTENSION -(S)	\$0	\$0	\$0	\$150,000	\$0	\$150,000
	JACQUELINE CULDESAC - WATERMAIN REPLACEMENT	\$75,000	\$0	\$0	\$0	\$0	\$75,000
	CEDAR ST, 2ND TO 4TH -(S)	\$0	\$0	\$125,000	\$0	\$0	\$125,000
	MIXERS FOR NORTH AND WEST TOWERS	\$46,000	\$0	\$0	\$0	\$46,000	\$92,000
	PENINAH STREET, 8TH TO WHITING WATER MAIN REPLACEMENT	\$0	\$0	\$0	\$250,000	\$0	\$250,000
	CEDAR ST, 4TH TO 8TH -(S)	\$0	\$0	\$110,000	\$0	\$0	\$110,000
	SUMMIT ST, 8TH TO 9TH -(S)	\$0	\$0	\$150,000	\$0	\$0	\$150,000
	5TH STREET, SPRUCE TO GREEN	\$0	\$0	\$0	\$0	\$300,000	\$300,000
	SRF PRINCIPAL (604)	\$488,375	\$488,375	\$488,375	\$488,375	\$488,375	\$2,441,875
	SRF PRINCIPAL (607)	\$1,070,679	\$1,070,679	\$1,070,679	\$1,070,679	\$1,070,679	\$5,353,395
	NEW METERS	\$200,000	\$200,000	\$200,000	\$200,000	\$200,000	\$1,000,000
EDA PROJECT	GIS DISTRIBUTION MODELING	\$100,000	\$0	\$0	\$0	\$0	\$100,000
	WATER DISTRIBUTION SYSTEM MODELING & MASTER PLAN	\$0	\$250,000	\$0	\$0	\$0	\$250,000
	RESERVE FOR FUTURE IMPROVEMENTS	\$75,000	\$75,000	\$75,000	\$75,000	\$75,000	\$375,000
	TOTAL	\$2,465,354	\$2,519,354	\$5,407,854	\$2,481,354	\$2,313,854	\$15,187,770
	WATER FUNDS	\$2,385,354	\$2,319,354	\$5,407,854	\$2,481,354	\$2,313,854	\$14,907,770
	FEDERAL AID (SRF LOAN, DOT & CORPS - BRIDGE PROJECT)	\$0	\$0	\$0	\$0	\$0	\$0
	EDA GRANT	\$80,000	\$200,000	\$0	\$0	\$0	\$280,000
	TOTAL	\$2,465,354	\$2,519,354	\$5,407,854	\$2,481,354	\$2,313,854	\$15,187,770

CITY OF YANKTON
FIVE YEAR CAPITAL IMPROVEMENT PLAN

DEPARTMENT	DESCRIPTION	2021	2022	2023	2024	2025	TOTAL
WASTEWATER UTILITY	REPLACE LAB EQUIPMENT	\$7,000	\$7,000	\$7,000	\$7,000	\$7,000	\$35,000
611.611.xxx	ICE MAKER	\$0	\$0	\$4,000	\$0	\$0	\$4,000
	REPLACE VEHICLE	\$30,000	\$0	\$30,000	\$0	\$0	\$60,000
	REPLACE BACKHOE (25%w/25%ww/50% s)	\$0	\$35,000	\$0	\$0	\$0	\$35,000
	AMPEROMETRIC TITRATER	\$0	\$7,000	\$0	\$0	\$0	\$7,000
	AIR COMPRESSOR (SPLIT WITH WATER?)	\$12,500	\$0	\$0	\$0	\$0	\$12,500
	DUMP TRAILER	\$0	\$12,000	\$0	\$0	\$0	\$12,000
	WW PLANT SIDEWALK REPAIR / LEVELING	\$0	\$0	\$0	\$30,000	\$0	\$30,000
	MANHOLE REPAIR	\$25,000	\$25,000	\$25,000	\$25,000	\$25,000	\$125,000
	EAST HWY 50 EXTENSION - (S/W)	\$0	\$10,000	\$1,135,000	\$0	\$0	\$1,145,000
	21ST STREET, DOUGLAS TO MULBERRY - (S)	\$0	\$0	\$100,000	\$0	\$0	\$100,000
	WW IMPROVEMENTS PHASE	\$0	\$0	\$0	\$0	\$0	\$0
EDA PROJECT	GIS COLLECTION / MAPPING	\$150,000	\$0	\$0	\$0	\$0	\$150,000
	WASTEWATER COLLECTION MASTER PLAN & MODELING	\$60,000	\$200,000	\$200,000	\$0	\$0	\$460,000
	EDA CONSTRUCTION	\$1,425,000	\$3,178,800	\$3,178,800	\$0	\$0	\$7,782,600
EDA PROJECT (SRF / LOCAL)	WASTEWATER TREATMENT PLANT CONDITION ASSESSMENT	\$100,000	\$0	\$0	\$0	\$0	\$100,000
	WASTEWATER TREATMENT PLANT MASTER PLAN	\$0	\$60,000	\$60,000	\$0	\$0	\$120,000
	EDA CONSTRUCTION PROJECT DESIGN AND MANAGEMENT	\$320,000	\$600,000	\$600,000	\$0	\$0	\$1,520,000
	UV SYSTEM UPGRADES	\$0	\$0	\$350,000	\$0	\$0	\$350,000
	SEWER PLANT - UNDERGROUND PIPING	\$0	\$0	\$1,300,000	\$0	\$0	\$1,300,000
	WATER LAGOON CONSTRUCTION	\$0	\$0	\$500,000	\$0	\$0	\$500,000
	DIGESTER COVERS - BEADBLAST & PAINT	\$0	\$0	\$3,000,000	\$0	\$0	\$3,000,000
	LIFT STATION GRAVITY SEWER	\$0	\$0	\$0	\$0	\$0	\$0
	PLC CABINET CONTROL UPGRADE	\$0	\$0	\$80,000	\$0	\$0	\$80,000
	BOILER REPLACEMENT	\$0	\$0	\$270,000	\$0	\$0	\$270,000
	CAMERA FOR COLLECTIONS	\$200,000	\$0	\$0	\$0	\$0	\$200,000
	8TH STREET, BURLEIGH TO FERDIG - (S/W)	\$0	\$0	\$205,000	\$0	\$0	\$205,000
	WCLR, 8TH TO 9TH	\$0	\$0	\$0	\$0	\$50,000	\$50,000
	HASTINGS LIFT STATION	\$0	\$0	\$0	\$0	\$1,000,000	\$1,000,000
	SRF PRINCIPAL	\$530,146	\$530,146	\$530,146	\$530,146	\$530,146	\$2,650,730
	RESERVE FOR FUTURE IMPROVEMENTS	\$35,000	\$35,000	\$35,000	\$35,000	\$35,000	\$175,000
	TOTAL	\$2,894,646	\$4,699,946	\$11,609,946	\$627,146	\$1,647,146	\$21,478,830
	WASTEWATER UTILITY	\$839,646	\$661,146	\$7,571,146	\$627,146	\$1,647,146	\$11,346,230
	FEDERAL AID (SRF LOAN)	\$747,000	\$1,335,760	\$1,335,760	\$0	\$0	\$3,418,520
	FEDERAL AID (SRF GRANT)	\$0	\$0	\$0	\$0	\$0	\$0
	FEDERAL AID (EDA GRANT)	\$1,308,000	\$2,703,040	\$2,703,040	\$0	\$0	\$6,714,080
	TOTAL	\$2,894,646	\$4,699,946	\$11,609,946	\$627,146	\$1,647,146	\$21,478,830

CITY OF YANKTON
FIVE YEAR CAPITAL IMPROVEMENT PLAN

DEPARTMENT	DESCRIPTION	2021	2022	2023	2024	2025	TOTAL
CEMETERY 621.621.xxx	LANDSCAPING	\$500	\$500	\$500	\$500	\$500	\$2,500
	REPLACE MOWERS & TRIMMERS	\$12,000	\$12,000	\$12,000	\$12,000	\$0	\$48,000
	ZERO TURN AERATOR	\$0	\$0	\$0	\$10,000	\$0	\$10,000
	REPURCHASE CEMETERY LOTS	\$500	\$500	\$500	\$500	\$500	\$2,500
	REPAIR OLD HEADSTONES	\$500	\$500	\$500	\$500	\$500	\$2,500
	CONCRETE ROAD REPLACEMENT	\$0	\$10,000	\$10,000	\$10,000	\$10,000	\$40,000
	REPLACE TRAILER	\$0	\$0	\$0	\$0	\$20,000	\$20,000
	MAUSOLEUM / CREMATORIUM	\$0	\$0	\$0	\$100,000	\$0	\$100,000
	TOTAL	\$13,500	\$23,500	\$23,500	\$33,500	\$131,500	\$225,500
	GENERAL	\$13,500	\$23,500	\$23,500	\$33,500	\$131,500	\$225,500
SOLID WASTE COLLECTION 631.631.xxx	REPLACE TRACTOR	\$0	\$120,000	\$0	\$0	\$0	\$120,000
	REPLACE COMPACTOR TRUCK	\$0	\$0	\$0	\$220,000	\$0	\$220,000
	DEBT SERVICE (DENR)	\$45,744	\$45,744	\$45,744	\$45,744	\$45,744	\$228,720
	INCREASED COMPACTOR TRUCK COST	\$0	\$0	\$0	\$110,000	\$0	\$110,000
	RECONDITION COMPOST TURNER	\$0	\$6,000	\$6,000	\$6,000	\$6,000	\$24,000
	RECYCLING ROLL CARTS	\$0	\$0	\$0	\$40,000	\$0	\$40,000
	REPLACE RADIOS	\$0	\$10,000	\$0	\$0	\$0	\$10,000
	REPLACE TIPPER	\$20,000	\$0	\$0	\$24,000	\$0	\$44,000
	TOTAL	\$65,744	\$181,744	\$51,744	\$445,744	\$51,744	\$796,720
	SOLID WASTE COLLECTION FUND	\$65,744	\$181,744	\$51,744	\$445,744	\$51,744	\$796,720
TOTAL	\$65,744	\$181,744	\$51,744	\$445,744	\$51,744	\$796,720	
SOLID WASTE DISPOSAL AND RECYCLING (JOINT POWERS) 637.63x.xxx	REPLACE TRANSFER TRAILER(S)	\$80,000	\$80,000	\$170,000	\$170,000	\$170,000	\$670,000
	RUBBLE TRENCH	\$25,000	\$25,000	\$25,000	\$25,000	\$25,000	\$125,000
	RUBBLE TRENCH SURVEY & PERMIT	\$0	\$9,000	\$0	\$0	\$0	\$9,000
	DEBT SERVICE (DENR)	\$72,976	\$72,976	\$72,976	\$72,976	\$72,976	\$364,880
	CLOSURE	\$0	\$40,000	\$0	\$0	\$0	\$40,000
	PAVEMENT ADDITIONS & REPLACEMENT	\$0	\$15,000	\$0	\$0	\$0	\$15,000
	OVERHEAD DOOR REPLACEMENT	\$11,000	\$11,000	\$11,000	\$13,000	\$13,000	\$59,000
	DUMP FLOOR REHABILITATION	\$0	\$100,000	\$0	\$0	\$0	\$100,000
	TRANSFER BUILDING SEWER REHAB	\$75,000	\$0	\$0	\$0	\$0	\$75,000
	REPLACE YARD TRACTOR	\$100,000	\$0	\$0	\$130,000	\$0	\$230,000
	REPLACE LOADER	\$0	\$180,000	\$0	\$0	\$0	\$180,000
	REPLACE SEMI TRACTOR	\$0	\$130,000	\$0	\$0	\$150,000	\$280,000
	WALK THRU DOOR REPLACEMENT	\$0	\$15,000	\$0	\$0	\$0	\$15,000
	23RD STREET CHAIN LINK FENCE	\$0	\$0	\$0	\$45,000	\$0	\$45,000
	TOTAL	\$363,976	\$677,976	\$278,976	\$455,976	\$430,976	\$2,207,880
JOINT POWERS FUND	\$363,976	\$677,976	\$278,976	\$455,976	\$430,976	\$2,207,880	
TOTAL	\$363,976	\$677,976	\$278,976	\$455,976	\$430,976	\$2,207,880	

CITY OF YANKTON
FIVE YEAR CAPITAL IMPROVEMENT PLAN

DEPARTMENT	DESCRIPTION	2021	2022	2023	2024	2025	TOTAL	
FOX RUN GOLF COURSE 641.641.xxx	BUNKER / SAND TRAP RAKE	\$0	\$0	\$0	\$22,000	\$0	\$22,000	
	SIMULATOR SCREEN	\$0	\$30,000	\$0	\$0	\$0	\$30,000	
	CONCRETE CART PATHS	\$15,000	\$20,500	\$10,000	\$3,000	\$0	\$48,500	
	CUP CUTTER & TRACTOR WITH BLADE	\$0	\$0	\$0	\$0	\$30,000	\$30,000	
	TCE - TRIPLEX GREENS MOWERS (2)	\$27,000	\$0	\$56,000	\$0	\$0	\$83,000	
	UTV AND CORE HARVESTOR	\$0	\$0	\$34,000	\$0	\$0	\$34,000	
	TOP DRESSER	\$0	\$13,000	\$0	\$0	\$0	\$13,000	
	VIBRATORY GREENS ROLLING SYSTEM	\$0	\$4,500	\$0	\$0	\$0	\$4,500	
	GROOMER ATTACHMENT FOR GREENS MOWER	\$0	\$19,000	\$0	\$0	\$0	\$19,000	
	TRI-PLEX TRIM MOWER	\$40,000	\$0	\$0	\$0	\$0	\$40,000	
	TURF SPRAYER AND GUN	\$0	\$13,000	\$0	\$0	\$0	\$13,000	
	CONTOUR ROTARY MOWER (ROUGHS)	\$0	\$0	\$0	\$70,000	\$70,000	\$140,000	
	EASY PICKER RANGE PICKER	\$0	\$0	\$0	\$5,000	\$0	\$5,000	
	IRRIGATION UPGRADE	\$0	\$125,000	\$0	\$0	\$0	\$125,000	
	UTILITY MOWER	\$18,000	\$0	\$0	\$0	\$0	\$18,000	
	TOTAL		\$100,000	\$225,000	\$100,000	\$100,000	\$100,000	\$625,000
	GENERAL		\$50,000	\$50,000	\$50,000	\$50,000	\$50,000	\$250,000
	GREAT LIFE		\$50,000	\$175,000	\$50,000	\$50,000	\$50,000	\$375,000
	TOTAL		\$100,000	\$225,000	\$100,000	\$100,000	\$100,000	\$625,000

CITY OF YANKTON
FIVE YEAR CAPITAL IMPROVEMENT PLAN

DEPARTMENT	DESCRIPTION	2021	2022	2023	2024	2025	TOTAL
YANKTON HIGH SCHOOL	MISC REPAIRS (100c - CITY SHARE)	\$20,000	\$20,000	\$20,000	\$20,000	\$20,000	\$100,000
and SUMMIT ACTIVITIES CENTER	ADD LIGHTS TO BASEBALL / SOFTBALL FIELDS (100c - CITY SHARE)	\$0	\$0	\$0	\$0	\$100,000	\$100,000
203.203.xxx	REPLACE POOL MUSHROOM (11s/89c)	\$0	\$0	\$0	\$0	\$15,000	\$15,000
506.571.350	POOL DECK FURNITURE (11s/89c)	\$1,000	\$1,000	\$1,000	\$1,000	\$1,000	\$5,000
	UV POOL SYSTEM (11s/89c)	\$25,000	\$0	\$0	\$0	\$0	\$25,000
	CLEAN & REPAINT SLIDE TOWER (11s/89c)	\$0	\$15,000	\$0	\$0	\$0	\$15,000
	REPLACE WATER BASKETBALL HOOPS (11s/89c)	\$0	\$0	\$3,000	\$0	\$0	\$3,000
	REPLACE STAINLESS STEEL DOORS & FRAMES INTO AQUATICS AREA (11s/89c)	\$150,000	\$0	\$0	\$0	\$0	\$150,000
	FITNESS EQUIPMENT (50s/50c) 203.203.350	\$16,000	\$16,000	\$16,000	\$17,000	\$17,000	\$82,000
	CONFERENCE TABLE (50s/50c)	\$0	\$0	\$0	\$5,000	\$0	\$5,000
	SAC VOLLEYBALL STANDARDS (50s/50c)	\$5,800	\$0	\$5,800	\$0	\$5,800	\$17,400
	ELEVATOR MOTHERBOARD REPLACEMENT (50s/50c)	\$0	\$0	\$0	\$40,000	\$0	\$40,000
	ADA SEATING - YOUTH FOOTBALL FIELD (60s/40c)	\$0	\$0	\$0	\$0	\$5,000	\$5,000
	SAC TENNIS COURT RE-SURFACING (60s/40c)	\$0	\$0	\$90,000	\$0	\$0	\$90,000
	LANDSCAPING (60s/40c)	\$1,000	\$1,000	\$1,000	\$1,000	\$1,000	\$5,000
	TENNIS COURT SCREENS (60s/40c)	\$0	\$15,000	\$0	\$0	\$0	\$15,000
	CONCRETE REPLACEMENT AROUND ENTRY DOORS (60s/40c)	\$149,393	\$0	\$0	\$0	\$0	\$149,393
	RESTRIPE PARKING LOTS (60s/40c)	\$7,800	\$7,800	\$7,800	\$7,800	\$7,800	\$39,000
	ROOF REPLACEMENT (85s/15c)	\$0	\$362,000	\$243,000	\$613,000	\$297,000	\$1,515,000
	CARPET (85s/15c)	\$70,000	\$75,000	\$88,000	\$38,000	\$67,000	\$338,000
	WINDOW BLINDS REPLACEMENT (85s/15c)	\$0	\$30,000	\$30,000	\$0	\$0	\$60,000
	BLEACHER REPLACEMENT - MAIN GYM (85s/15c)	\$0	\$0	\$0	\$0	\$750,000	\$750,000
	BLEACHER INSPECTION (85s/15c)	\$4,000	\$0	\$4,000	\$0	\$4,000	\$12,000
	GYM FLOORS (85s/15c)	\$12,000	\$12,000	\$12,000	\$12,000	\$12,000	\$60,000
	LED SUPPLEMENTAL LIGHTING MAIN GYM (85s/15c)	\$5,500	\$0	\$0	\$0	\$0	\$5,500
	INTERCOM SYSTEM (97s/3c)	\$0	\$0	\$0	\$0	\$60,000	\$60,000
	RIGGING THEATER INSPECTION (97s/3c) EVERY 3RD YEAR	\$0	\$5,000	\$0	\$0	\$5,000	\$10,000
	TOTAL	\$467,493	\$559,800	\$521,600	\$754,800	\$1,367,600	\$3,671,293
	GENERAL	\$8,000	\$8,000	\$8,000	\$8,500	\$8,500	\$41,000
	CAPITAL IMPROVEMENT SALES TAX	\$256,542	\$115,760	\$122,530	\$146,360	\$314,110	\$955,302
	YANKTON SCHOOL DISTRICT	\$202,951	\$436,040	\$391,070	\$599,940	\$1,044,990	\$2,674,991
	TOTAL	\$467,493	\$559,800	\$521,600	\$754,800	\$1,367,600	\$3,671,293

s = Yankton Public School District
c = City of Yankton

CITY OF YANKTON
FIVE YEAR CAPITAL IMPROVEMENT PLAN

DEPARTMENT	DESCRIPTION	2021	2022	2023	2024	2025	TOTAL
SPECIAL CAPITAL IMPROVEMENT TAX	PROFESSIONAL SERVICES / PAYMENT TO YAPG	\$448,576	\$471,005	\$494,555	\$519,283	\$545,247	\$2,478,666
506.xxx.xxx	SUMMIT ACTIVITIES CENTER CAPITAL IMPROVEMENTS (506.571.350)	\$256,542	\$115,760	\$122,530	\$146,360	\$314,110	\$955,302
	TRANSFER TO 501 - GEHL DRIVE NORTH MATCH (506.572.588)	\$0	\$0	\$250,000	\$250,000	\$0	\$500,000
TRANSFERS	TRANSFER TO BRIDGE & ST. FOR CITY SHARE (506.572.626)	\$78,602	\$103,602	\$1,073,602	\$48,602	\$648,602	\$1,953,010
	TRANSFER TO MARNE CREEK (506.573.623)	\$0	\$0	\$90,000	\$150,000	\$525,000	\$765,000
	TRANSFER TO GENERAL FUND GIS (506.572.610)	\$19,346	\$19,346	\$19,346	\$19,346	\$19,346	\$96,730
	LOAN TO PUBLIC IMPROVEMENT / HSC	\$1,533,720	\$0	\$0	\$0	\$0	\$1,533,720
ANNUAL EXPENDITURES	OPEN ASPHALT / CONCRETE (506.572.376)	\$550,000	\$550,000	\$550,000	\$550,000	\$550,000	\$2,750,000
	STREET CONSTRUCTION / ADA (506.572.390)	\$80,000	\$80,000	\$80,000	\$80,000	\$80,000	\$400,000
	STORM SEWER CONSTRUCTION (506.573.390)	\$15,000	\$15,000	\$15,000	\$15,000	\$15,000	\$75,000
	PERMANENT PAVEMENT MARKINGS & REFLECTIVE SIGNAGE (506.574.373)	\$80,000	\$80,000	\$80,000	\$80,000	\$80,000	\$400,000
	DOWNTOWN ALLEYS / CITY PARKING LOTS (506.574.381)	\$150,000	\$150,000	\$150,000	\$150,000	\$150,000	\$750,000
	TRAIL & DRAINAGE IMPROVEMENTS	\$25,000	\$25,000	\$25,000	\$25,000	\$25,000	\$125,000
	SIDEWALK IMPROVEMENTS	\$40,000	\$40,000	\$40,000	\$40,000	\$40,000	\$200,000
	CRUSHED SALVAGE CONCRETE (506.574.390)	\$200,000	\$0	\$200,000	\$0	\$200,000	\$600,000
	31ST STREET PEDESTRIAN ENHANCEMENTS (PHASES 1, 2 & 3)	\$232,599	\$0	\$0	\$0	\$0	\$232,599
DIRECT EXPENDITURE / FINANCE TID#8	23RD STREET WEST OF WCLR - LOAN TO TID #8	\$1,400,000	\$0	\$0	\$0	\$0	\$1,400,000
	SPRUCE STREET, 4TH TO 6TH - (W)	\$425,000	\$0	\$0	\$0	\$0	\$425,000
	30TH STREET, WCLR TO ADKINS (CONCRETE)	\$0	\$0	\$360,000	\$0	\$0	\$360,000
	8TH STREET, BURLEIGH TO FERDIG - (W/WW)	\$0	\$0	\$1,220,000	\$0	\$0	\$1,220,000
	BILL BAGGS ROAD EXTENSION - (W)	\$0	\$0	\$145,000	\$1,000,000	\$0	\$1,145,000
	33RD STREET WEST OF BROADWAY	\$0	\$0	\$0	\$0	\$2,400,000	\$2,400,000
	SUMMIT, 15TH TO 21ST	\$0	\$1,100,000	\$0	\$0	\$0	\$1,100,000
	21ST STREET DOUGLAS TO MULBERRY	\$0	\$1,000,000	\$0	\$0	\$0	\$1,000,000
	WHITING DRIVE, FERDIG TO 13TH	\$0	\$550,000	\$0	\$0	\$0	\$550,000
	CEDAR STREET, 2ND TO 4TH - (W)	\$0	\$0	\$400,000	\$0	\$0	\$400,000
	WALNUT STREET, 8TH TO 15TH - (W)	\$0	\$0	\$0	\$0	\$1,120,000	\$1,120,000
	CEDAR STREET, SOUTH OF 21ST - (W)	\$0	\$0	\$0	\$300,000	\$0	\$300,000
	WCLR - 8TH TO 9TH	\$0	\$200,000	\$0	\$0	\$0	\$200,000
	15TH STREET, BILL BAGGS ROAD TO ALUMAX ROAD	\$0	\$0	\$0	\$1,600,000	\$0	\$1,600,000
	PENINAH STREET, 8TH TO WHITING DRIVE	\$0	\$0	\$0	\$0	\$220,000	\$220,000
	DOUGLAS AVE, LEVEE TO 2ND - (W)	\$0	\$0	\$600,000	\$0	\$0	\$600,000

CITY OF YANKTON
FIVE YEAR CAPITAL IMPROVEMENT PLAN

DEPARTMENT	DESCRIPTION	2021	2022	2023	2024	2025	TOTAL
SPECIAL CAPITAL IMPROVEMENT TAX	SPRUCE STREET, 3RD TO 4TH & 3RD STREET, SPRUCE TO PARK	\$0	\$0	\$0	\$190,000	\$0	\$190,000
506.xxx.xxx	3RD STREET, GREEN TO MAPLE & GREEN STREET, 3RD TO 4TH	\$0	\$0	\$0	\$0	\$220,000	\$220,000
	5TH STREET, GREEN TO SPRUCE	\$0	\$235,000	\$0	\$0	\$0	\$235,000
	CEDAR STREET, 4TH TO 8TH - (W)	\$0	\$0	\$0	\$650,000	\$0	\$650,000
	7TH STREET, BROADWAY TO MAPLE	\$0	\$0	\$0	\$0	\$325,000	\$325,000
	2ND STREET, LIGHTING	\$0	\$0	\$0	\$0	\$150,000	\$150,000
	SUMMIT ST, 8TH TO 9TH - (W)	\$0	\$0	\$300,000	\$0	\$0	\$300,000
	21ST, SUMMIT TO WCLR	\$0	\$0	\$0	\$925,000	\$0	\$925,000
	TOTAL	\$5,534,385	\$4,734,713	\$6,215,033	\$6,738,591	\$7,627,305	\$30,850,027
	CAPITAL IMPROVEMENT SALES TAX	\$4,980,030	\$4,180,358	\$5,660,678	\$6,184,236	\$7,072,950	\$28,078,252
	TID #8	\$0	\$0	\$0	\$0	\$0	\$0
	FEDERAL AID URBAN FUNDS (\$554,355 Annual w/State Match Included)	\$554,355	\$554,355	\$554,355	\$554,355	\$554,355	\$2,771,775
	TOTAL	\$5,534,385	\$4,734,713	\$6,215,033	\$6,738,591	\$7,627,305	\$30,850,027
	BEGINNING BALANCE	\$11,180,283	\$10,526,708	\$10,759,334	\$9,599,900	\$8,006,933	
	YEARLY REVENUE	\$4,326,455	\$4,412,984	\$4,501,244	\$4,591,269	\$4,683,094	\$22,515,046
	EXPENDITURES	\$4,980,030	\$4,180,358	\$5,660,678	\$6,184,236	\$7,072,950	\$28,078,252
	ENDING BALANCE	\$10,526,708	\$10,759,334	\$9,599,900	\$8,006,933	\$5,617,077	
SPECIAL ASSESSMENT PROJECTS	ALLEY	\$0	\$100,000	\$0	\$0	\$0	\$100,000
504.xxx.xxx	15TH STREET (SUMMIT TO DAKOTA)	\$0	\$0	\$1,374,000	\$0	\$0	\$1,374,000
	TOTAL	\$0	\$100,000	\$1,374,000	\$0	\$0	\$1,474,000
	CAPITAL IMPROVEMENT SALES TAX (CITY'S SHARE OF PROJECT)	\$0	\$100,000	\$1,137,535	\$0	\$0	\$1,237,535
	SCHOOL DISTRICT ASSESSMENT	\$0	\$0	\$236,465	\$0	\$0	\$236,465
	TOTAL	\$0	\$100,000	\$1,374,000	\$0	\$0	\$1,474,000
CENTRAL GARAGE	VEHICLE WASH FACILITY	\$0	\$0	\$0	\$0	\$120,000	\$120,000
801.801.xxx	FENCING AND GATE REPLACEMENT	\$0	\$0	\$0	\$0	\$75,000	\$75,000
	REHAB WINDOWS, DOORS AND INTERIOR	\$20,000	\$0	\$20,000	\$0	\$20,000	\$60,000
	FIXTURES, TOOLS, EQUIPMENT STORAGE	\$15,000	\$15,000	\$15,000	\$15,000	\$15,000	\$75,000
	FUEL SYSTEM UPGRADES	\$0	\$0	\$75,000	\$75,000	\$0	\$150,000
	ROOF REPLACEMENT	\$0	\$0	\$0	\$0	\$81,000	\$81,000
	PAVEMENT REPLACEMENT	\$0	\$0	\$20,000	\$0	\$0	\$20,000
	SCISSOR LIFT	\$30,000	\$0	\$0	\$0	\$0	\$30,000
	WELDER / PLASMA CUTTER	\$0	\$9,000	\$0	\$0	\$0	\$9,000
	WELDER	\$0	\$8,500	\$0	\$0	\$0	\$8,500
	MIG WELDER	\$0	\$6,500	\$0	\$0	\$0	\$6,500
	TIRE CHANGER	\$0	\$0	\$29,000	\$0	\$0	\$29,000
	WHEEL BALANCER	\$0	\$0	\$25,000	\$0	\$0	\$25,000
	REPLACE FORKLIFT	\$0	\$0	\$0	\$40,000	\$0	\$40,000
	HVAC REPLACEMENT	\$20,000	\$0	\$0	\$0	\$0	\$20,000
	TOTAL	\$85,000	\$39,000	\$184,000	\$130,000	\$311,000	\$749,000
	CENTRAL GARAGE / INTERNAL SERVICE REVENUE FUND	\$85,000	\$39,000	\$184,000	\$130,000	\$311,000	\$749,000
	TOTAL	\$85,000	\$39,000	\$184,000	\$130,000	\$311,000	\$749,000

