

# CITIZEN'S GUIDE TO THE 2025 BUDGET

City of SOUTH DAKOTA  
**Yankton**  
*Ideas flow here.*





# CITIZEN'S GUIDE TO THE CITY OF YANKTON'S

## PROPOSED 2025 BUDGET

The following pages represent an “overview” of the proposed FY 2025 budget. This document attempts to provide the reader with enough information to understand:

- (1) the organization of the City and the budget process,
- (2) how revenues are generated and dollars are spent within the various funds and,
- (3) a comparison of the value of the general fund services offered by the City.

The actual proposed FY 2025 budget is over 200 pages providing more details by department and program. I encourage you to review the budget in its entirety. Public copies are available at City Hall, the Yankton Community Library and [www.cityofyankton.org](http://www.cityofyankton.org).

The City of Yankton's budget can best be described as a planning document that anticipates the various programs, departments, and projects that are desired by this community. All City budgets are unique by their very nature and the City of Yankton's budget is no exception. The budget reflects the priorities of a community.

The Yankton City Commission will meet August 13, 2024 for a budget workshop. Formal adoption will include introduction and first reading on August 26th and the 2nd reading and public hearing on September 9th.

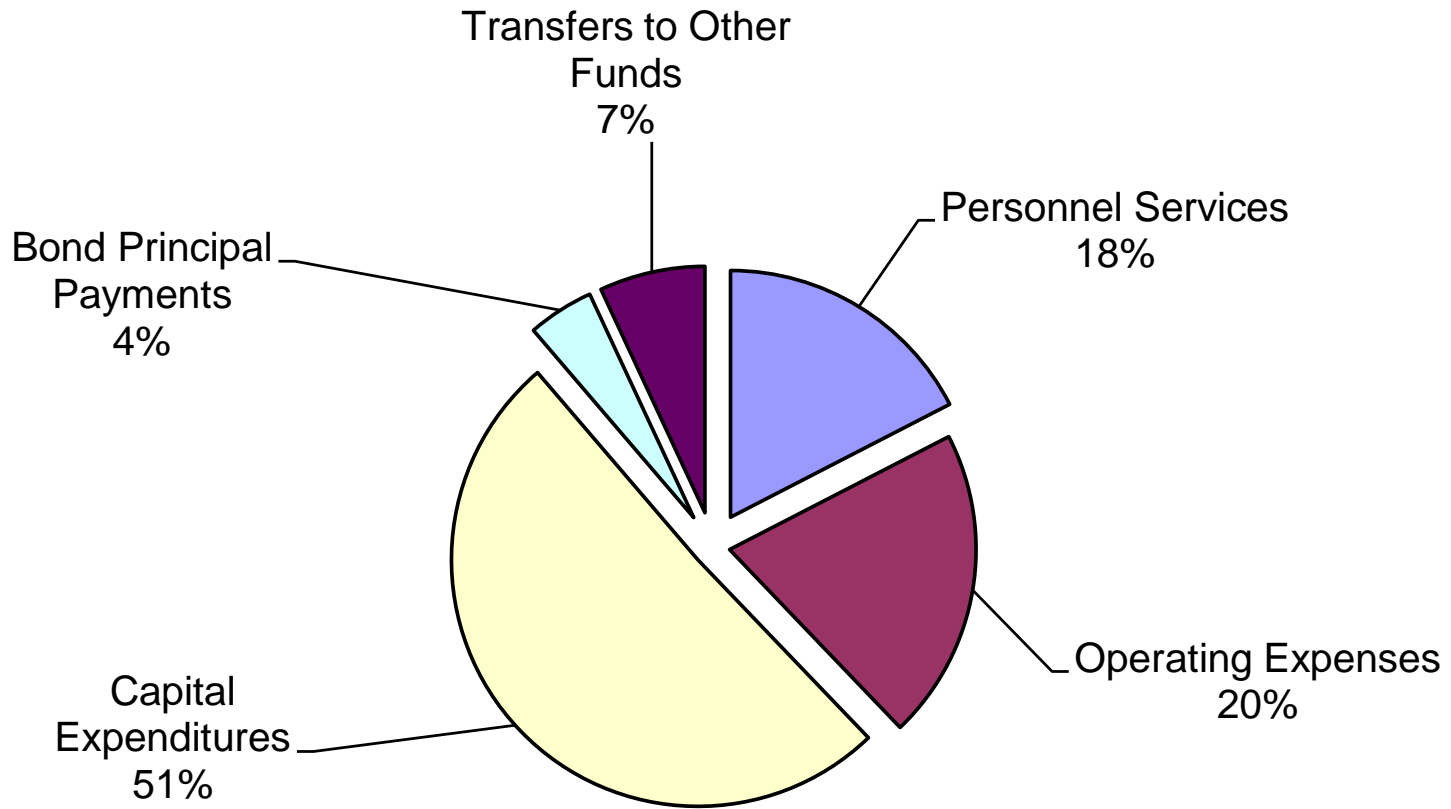
I thank you for taking the time to learn more about your community. If you should have any questions about this budget or a City matter, please contact me.



Amy Leon, City Manager  
City of Yankton, South Dakota

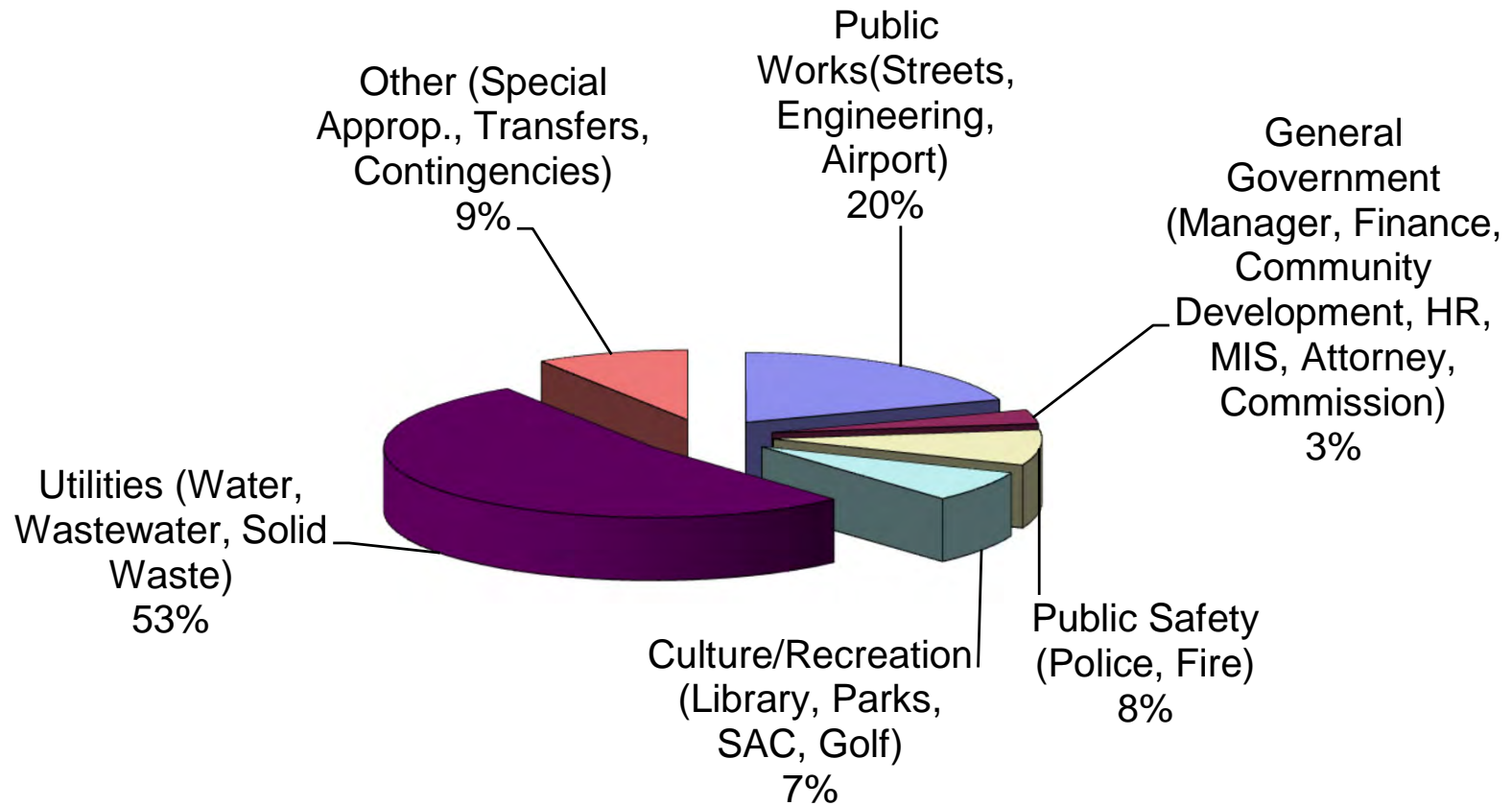
# 2025 PROPOSED BUDGET

## Expenditures by Type



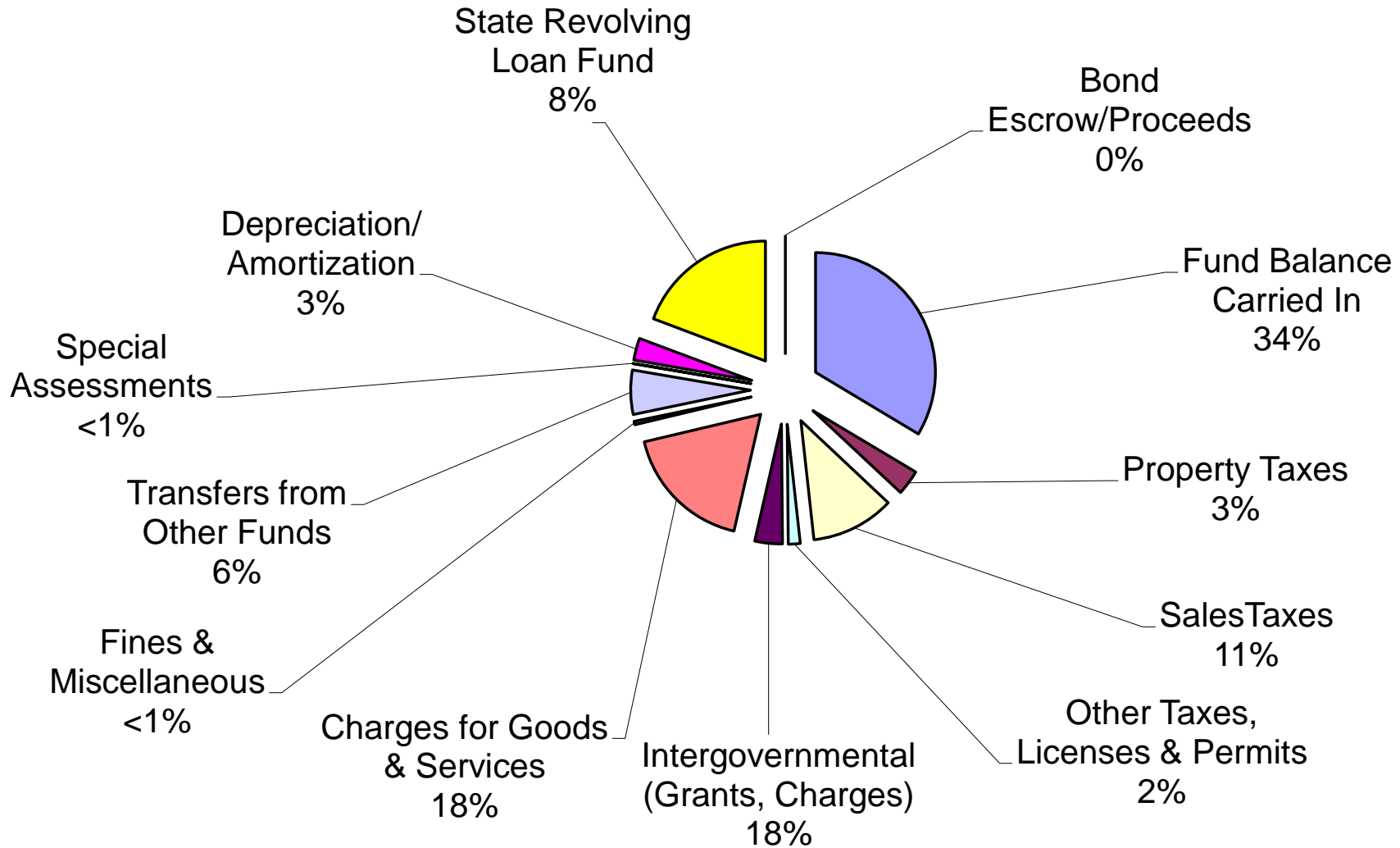
# 2025 PROPOSED BUDGET

## Expenditures by Function



# 2025 PROPOSED BUDGET

## Revenues by Sources



# Utility Rate Changes - 2025

Typical Household Impacts Based on 5,000 Gallons Usage

<b>Water</b>		<b>3%</b>			
	<b>Surcharge</b>	<b>Usage / 1,000</b>	<b>Use Charge</b>	<b>Bill</b>	<b>Increase</b>
<b>Old Rate</b>	\$27.51	\$6.30	5,000 \$31.50	\$59.01	
<b>New Rate</b>	\$27.51	\$6.49	\$32.45	\$59.96	
					<b>\$0.95</b>

<b>Wastewater</b>		<b>3%</b>	<b>Surcharge</b>	<b>36%</b>	
	<b>Minimum</b>	<b>Usage / 1,000</b>	<b>Use Charge</b>	<b>Bill</b>	<b>Increase</b>
<b>Old Rate</b>	\$23.84	\$6.80	5,000 \$34.00	\$57.84	
<b>New Rate</b>	\$30.15	\$7.00	\$35.00	\$65.15	
<b>(surcharge)</b>					<b>\$7.31</b>

<b>Solid Waste</b>		<b>3%</b>			
	<b>Minimum</b>	<b>Usage</b>	<b>Use Charge</b>	<b>Bill</b>	<b>Increase</b>
<b>Old Rate</b>	\$26.00	N/A	N/A	\$26.00	
<b>New Rate</b>	\$26.78	N/A	N/A	\$26.78	
					<b>\$0.78</b>

**Total Increase / Monthly                      \$9.04**

**Total Increase / Annually                      \$108.48**



ACTUAL VALUE OF HOME = \$100,000

To determine City tax liability multiply taxable valuation by adopted mill levy  
 $\$100,000 \times .985^* \times .00330 = \$325.05$

TAXABLE VALUATION: \$98,500 ( $\$100,000 \times .985$ )  
 CITY TAX LIABILITY: \$325.05

**MONTHLY EXPENSE FOR CITY SERVICES**

To determine the monthly expense for City services, divide tax liability by 12 months  
 $\$325.05 \div 12 = \$27.09$  per month

\* 2024 valuation 98.5% of full and true value

**VALUE OF YOUR CITY OF YANKTON DOLLAR**

The following list represents a sampling of the City services provided for the \$27.09 per month:

- |                        |                     |
|------------------------|---------------------|
| Fire Protection        | Public Works        |
| Police Protection      | Municipal Airport   |
| Street Marking         | Building Inspection |
| Street Maintenance     | Municipal Band      |
| Street Lighting        | Public Library      |
| Street Sweeping        | Snow Removal        |
| Senior Citizens Center | Swimming Pool       |
| Animal Control         | Recreation Programs |

For comparison purposes, the following items denote common monthly expenses for a Yankton family:

- \* Two 16 gallon tanks of unleaded self-serve fuel at \$3.30 per gallon would cost \$105.60.
- \* Four gallons of 2% milk at 3.89 per gallon would cost \$15.56.
- \* Digital cable television service would cost the consumer \$61.90 per month.
- \* Basic cell phone/smartphone line access and unlimited data service charges for one phone is \$80.00 per month. This does not include the monthly or retail price of the phone.
- \* An average residential electric bill of 800 kwh per month would cost \$135.58.