


PROPOSED

2020 City of Yankton

BUDGET



CITY OF YANKTON
PROPOSED 2020 BUDGET

Table of Contents

Table of Contents _____	2
Budget Message, Budget Resolution and Appropriation Ord. _____	4
 <u>CHARTS AND GRAPHS</u>	
Property Valuation and Mill Rates _____	14
Property Tax Mill Rate Comparison _____	15
City Property Tax Comparison _____	16
Capital Budget Summary _____	17
Organizational Chart _____	23
Budgeted Positions _____	24
Budget Overview _____	26
Property Tax Levies _____	27
Revenue by Sources _____	28
Expenditures by Type _____	29
Expenditures by Function _____	30
Billing and Administration _____	31
Calculation of Administration Charges to Enterprise _____	32
Value of Tax Dollar _____	33
Computation of Legal Debt Margin _____	34
 <u>GENERAL FUND</u>	
Analysis General Fund _____	35
Revenues _____	36
Expenditures by Activity	
** Program sheets will be inserted according to activity.	
City Commission _____	38
City Manager _____	40
City Attorney _____	42
Finance Office _____	44
Information Services _____	46
Community Development _____	48
Contingency Fund _____	50
Police _____	52
Animal Control _____	54
Fire Department _____	56
Civil Defense _____	58
Public Works:	
Engineering _____	60
Street Division _____	62
Snow and Ice Removal _____	64
City Hall _____	66
Traffic Control _____	68
Chan Gurney Airport _____	70
Special Appropriations _____	72
Culture – Recreation	
Senior Citizen Center _____	74
Community Library _____	76
Operating Transfers _____	78
Fund Summary _____	80

SPECIAL REVENUE FUNDS

Parks and Recreation _____	85
Memorial Park Pool _____	88
Summit Activities _____	90
Marne Creek _____	93
Casualty Reserve _____	95
Bridge and Street _____	97
911 / Dispatch _____	99
BID _____	101
Lodging Sales Tax _____	103
Infrastructure Improvement _____	105

CAPITAL PROJECTS

Public Improvements _____	107
Airport Capital _____	109
Park Capital _____	111
Infrastructure Imp. – Construction _____	113
Huether Aquatic Center – Construction _____	115
Special Capital Improvement _____	117
Tax Increment District #2 – Morgan Square _____	120
Tax Increment District #5 – Menards _____	122
Tax Increment District #6 – Westbrook Estates Phase 1 _____	124
Tax Increment District #7 – West 10 th Street _____	126
Tax Increment District #8 – Westbrook Estates Phase 2 _____	128

PUBLIC ENTERPRISE

Water:

Operations _____	130
Improvements and Extensions _____	134

Wastewater:

Operations _____	137
Improvements and Extensions _____	140

Cemetery:

Operations _____	142
Capital _____	146

Solid Waste Collection:

Operations _____	147
Capital _____	151

Solid Waste Disposal and Recycling (Joint Powers):

Operations _____	153
Capital _____	156

Golf Course:

Operations _____	160
Improvements and Extensions _____	165

INTERNAL SERVICE

Central Garage _____	167
----------------------	-----

CAPITAL IMPROVEMENT PLAN _____ 172

July 31, 2019

The mission of the City of Yankton is to provide exemplary experiences, services, and spaces that create opportunities for everyone to learn, engage, and thrive.

Honorable Mayor Nathan Johnson
Members of the Yankton City Commission
PO Box 176
Yankton, SD 57078

City Commission,

December 11, 2018

March 13, 2019

These two dates play an important role in shaping the City of Yankton's 2020 proposed budget. Both will influence the City's future path as it moves forward in to the next decade.

December 11, 2018.

The day the City of Yankton voters overwhelmingly supported DIY's efforts in crafting a plan to provide Yankton with a new aquatic facility. Sixty-six percent of the voters voted in favor of the opt-out to fund the new facility. Project design is well under way on the \$17 million-dollar aquatics center. This new amenity will be an attraction for not only Yankton's residents and the surrounding region as well as numerous tourists and visitors.

In addition to the water amenities, the project is planned to include a facelift for the surrounding area of Fantele Memorial Park. Components include a new parking lot, sidewalk, trails, irrigation and improved storm water drainage. The past two years have highlighted issues with runoff and the project will take the opportunity to correct some of the problems for both the pool and the surrounding park area.



416 Walnut St

PO Box 176

Yankton, SD 57078-0176

Phone (605) 668-5221

www.cityofyankton.org

EQUAL OPPORTUNITY EMPLOYER

March 13, 2019



The day the rain came, and the snow melted. The run-off from the unprecedented event put the past 30 years of flood control management by the City of Yankton to its test. The creek and associated infrastructure performed its function but was forever changed. What had started as a flood hazard mitigation project in the 1990s and developed into a prized community recreation asset will never be the same. Rough estimates show over 3 acres of land was lost in just the lower reaches of the creek.



The 2020 budget as proposed, includes about one-half of the preliminary damage repair estimates for the creek. It is likely not possible (or practical) to try to put the creek back the way it was. The new project will take vision and cooperation with state and federal officials to restore the creek, protect critical infrastructure and provide maintenance for the waterway.

In addition, the wastewater treatment and collection system was inundated by run-off. Strain on existing equipment, sink holes, by-pass pumping and manhole infiltration were all experienced for several days. In addition to repairing obvious damage, staff will work to identify needed repairs and resiliency projects to ensure adequate wastewater capability going forward into the future. Aging infrastructure for the entire collection and treatment facilities will need to be addressed during the next 10 years.

Fall 2019

While not date specific yet, the Fall of 2019 will also be of great significance for the City. The new water treatment facility will come online. A new water source and membrane treatment process will entirely transform and improve the drinking water quality going forward. Not only will the unseen (THMs, dissolved solids, chloramines) change but also likely the taste and odor of the water.

Long range planning identified the need to move away from a surface water intake to moderate water quality issues and the peaks and valleys that come with changes of flow along the Missouri River. By transitioning to the new collector well, the City's water source will also be protected from possible environmental issues such as zebra mussels and contamination by runoff events like fertilizer or other hazardous spills.

With each of these three major events identified, it is my pleasure to submit for your consideration the 2020 Proposed Budget for all City operations. This letter is intended to serve as the budget message for that proposal and outlines the nature of the \$71,510,684 budget plan for 2020. The enclosed budget is the largest in Yankton's history. The size of the budget is in sharp contrast with

an over 6% reduction in projected General Fund spending from the 2019 adopted budget. The proposed 2020 budget also includes nearly \$9.5 million in grant assistance.

The budget reflects the events of the March 13th flooding and the aftermath of damage left in its wake. The 2020 budget includes nearly \$10 million in flood disaster repair, \$17 million for the Huether Family Aquatics Center and over \$2 million in a 100% federally funded crosswind runway reconstruction at Chan Gurney Airport.

This message is not intended to identify all the specifics of the entire 190+ page budget document, but rather provide an overview of some of the highlights of the recommended budget as they relate to fund levels, unique circumstances impacting the budget and significant budget related activities of the organization.

The budget document is a substantial policy and managerial tool that underscores the engagement of our citizens and the interaction between City staff and the City Commission. Through the budget document, service levels are established, policy directions are initiated, and fiscal positioning is achieved. The budget is truly an effort in cooperation between the entities of the City and the public as a whole.

FACTORS IN THE LOCAL ECONOMY

June's sales tax numbers were up 9.64%. Over the past 6 months, sales tax numbers have been relatively strong. Year to date numbers are up 2.92%.


Despite a spring marked by weather-delayed projects, 2019 building permit values have started out stronger than average with \$22,578,786 in permits being issued through June. The Mount Marty fieldhouse (\$11,150,000) and the 70-unit Marriott hotel at the mall (\$5,300,000) have been our largest permitted projects for the first half of the year. The Community Development Department anticipates issuing permits for the mall façade renovation and a distribution center on Yankton's east side in July. Jim Tramp's Summit Heights 32-unit apartment complex is anticipated to begin framing later this summer. As of this date, permits for (12) single family homes and (1) four-unit townhome have been issued, for a total of 16 housing units. Along with building code compliance reviews in the design phase of these projects, staff is on-site multiple times during construction for foundation and framing inspections and to review storm water management practices. Staff also conducts a final inspection prior to occupancy of the structures.

2019 ACCOMPLISHMENTS

As the 2020 budget is proposed, it is appropriate to review recent accomplishments. While the listed items are only a sample of operational improvements and capital improvements being completed, they do represent a concerted effort across departments for the improvement of services being offered by the City of Yankton.

- City Planning Advance Update and Planning Advance Document
- Ongoing Construction of the Water Purification Plant
- Lift Station Gravity Main

- Huether Family Aquatics Center Design
- Completion of Walnut Street from 2nd to 4th Street
- Dispatch Radio Console Upgrade and Police Radio
- Replaced Fire SCBA
- Completion of 31st Street & WCLR TAP Trail Project
- Airport Apron Expansion Project
- Replaced the Street Department Snow Blower
- Marne Creek Utilities Preservation Project (Burleigh Street & Hwy 50 Water Line)
- 26th Street, Douglas to Mulberry
- 21st Street, Broadway to Douglas
- Partnership with Great Life (Fox Run Golf Course)
- Upgrades to the ballfield comfort stations and a new comfort station at the Water Plant
- Completion of 31st Street and West City Limits Road Trail Project
- Music at the Meridian, Welcome to Walnut Event, Fireworks, Airshow, Public Interactive Art (paint the plows), New Banners and ADA Bleachers at Sertoma Park



PROPOSED 2020 BUDGET AT A GLANCE

While a degree of uncertainty exists in the wake of the 2019 flooding and years of recovery ahead, the major highlights, conditions and expectations of the proposed 2020 budget include the following:

- This budget is based on estimated service levels needed to accomplish organizational goals.
- The General Fund budget is developed with a budget to zero philosophy. Therefore, there is no dedicated reserve amount identified for an end of the year amount. While this budget method is a politically acceptable approach that establishes a resource base in accordance with current needs, it does, however, place an increased emphasis on budget certainty and rigid budget implementation and monitoring. Any change in economic conditions requires an immediate reaction with management response.
- Sales tax revenue, a significant revenue source in the General Fund, is estimated at a 1% increase in 2019 and 0% growth in 2020. Monitoring sales tax growth is a vital component

of the budget implementation activities for the City of Yankton. Changes in retail locally and nationally as well as concerns about region wide flooding have resulted in cautious sales tax forecasts in the upcoming year.

The City is highly dependent upon this revenue source and must keep this fact in the forefront of the decision-making process in formulating the budget for the upcoming year. This emphasis is seen in other budget areas such as economic development expenditures and quality of life activities. The need to continue to enhance the desirability of Yankton will ensure sustainability in the short and long-range future.

- Property tax revenue, the other significant source of revenue in the General Fund, is projected to remain on its previous trend of slight increases that are dictated by the State mandated formula. As the Commission is aware, property taxes were frozen by the State legislature at a time when Yankton had a low property tax levy. This freeze will continue to be a challenge for the City into the future as it is forced to examine and prioritize services that impact the community and its ability to continue to improve the quality of life for its residents.
- Implementation of Phase 2 Active Transportation Plan is being scheduled. Phase 2 will include the construction of sidewalk and trails in Memorial Park to coincide with the construction of the Huether Family Aquatics Center. The goal of the plan is to better connect our community and encourage multimodal transportation by prioritizing sidewalk and trail needs.
- Outside agencies supported by the General Fund and BBB are proposed. This will be the 2nd year of our Collective Impact agreement with United Way. In 2019, outside agencies that fall under the United Way's mission will apply through the United Way. The City of Yankton will continue to make an allocation to United Way who will manage these contributions based on the collective impact in the community. The 2020 Proposed Budget includes no increase.

No change in support for the Convention Visitors Bureau (CVB) and Yankton Area Progressive Growth (YAPG) is proposed. The proposed budget also calls for \$450,000 to be contributed to the Huether Family Aquatics Center construction. I advise the City Commission to continue to discuss its philosophy regarding the use of these funds.

- Rate increases are being recommended in the three main enterprise funds for the City. These increases are being proposed as part of a business plan model to overcome depreciation expenses that are traditionally neglected until a municipality is forced to borrow for major improvements. Current reviews of the enterprise funds reveal large capital expenditures on the horizon. As such, staff is recommending the following increases:
 - Water 5% operating increase and \$2.90 surcharge increase for debt service. The surcharge increase is part of the phased water rate adjustment approved in 2016 that will pay for the completion of the new Water Purification Plant.
 - Wastewater 5% increase to be directed toward operational costs and to pay for improvements associated with flood disaster repairs and the initiation of the evaluation, modeling and master plan of both the collection and treatment systems.
 - Solid Waste 5% increase to cover increased operating cost. Fluctuations in the global market for recycling products makes it difficult to estimate the total budgetary

impact of our solid waste and single stream recycling program. Participation has been high resulting in an increase of 39% in the tonnage of recycling materials hauled from the transfer station. Nationwide, single stream programs will face changing market conditions and barring a drastic change in conditions, will face substantially increased costs.

Effective July 1, 2019, Millennium Recycling excluded plastic bags from the single stream materials. Millennium has also enacted a 16.6% increase in the per ton tip fee citing the poor markets for plastics and fibers (cardboard and mixed paper). As market conditions evolve, additional rate adjustments or operational changes may be required. Millennium also outlined another rate increase to other customers effective January 1st that Yankton was excluded from because of the cleanliness and quality of our single stream materials.

- Various construction projects are being recommended in this year's proposed budget. The recommendation is to fulfill current obligations, maintain levels of new construction related to infrastructure needs, and continue to improve the facilities available to the public. These projects include numerous street projects listed in the Capital Improvement Plan (CIP) funded with the second penny sales tax and continued investment. While the City of Yankton is facing revenue concerns, the continued establishment and funding of the CIP is a vital component to the budget process and produces results that benefit the community now and into the future. Major construction projects forecasted in the 2020 budget include:
 - Riverside Drive, Broadway to Green
 - 5th Street, Broadway to Green
 - 12th Street, Douglas to Mulberry
 - Pine Street, 10th to 15th
 - Aquatics Parking Lot
 - 23rd Street West of West City Limits Road Design
 - Airport Cross Wind Runway
- Various equipment purchases are also being proposed in this year's budget. Equipment purchases are recommended to increase efficiency and service levels by replacing aging equipment and upgrading technology used by the various departments. Whenever possible, equipment such as vehicles and computers are passed down through departments multiple times before they are considered surplus and taken out of the City's fleet. In 2020, significant purchases include
 - Traffic Control Bucket Truck
 - Memorial Park Playground Equipment
 - Replace Solid Waste Collection Compactor Truck
 - Police Vehicles
 - Snow Blower
- In the 2020 budget, Fox Run shows the shared \$100,000 capital expenditure that will be split between the City and Great Life per our agreement.
- It is anticipated that the Huether Family Aquatics Center will complete construction and be open for the 2021 swim season. The design and bidding of the project will be completed in

2019. The pool at Memorial Park will be closed for the season in 2020 to allow for construction of the new facility.

- Final completion of the Water Purification Plant will conclude in 2019.
- An interactive story map of the proposed 2020 capital improvement projects can be viewed online at www.cityofyankton.org/CIP_Map.



GENERAL FUND REVENUE

SALES AND USE TAX

Sales and use tax are projected to grow 0% in 2020. The General Fund is projected to receive over \$5,479,000 from sales and use tax.

PROPERTY TAX

Property Tax revenues are projected to remain constant in terms of growth. The increase is based on actual inflation (up to 3%) plus the growth increase, as defined in state formulas (actual 2.4% CPI + approximately 1.2% growth). As such, the General Fund is projected to receive over \$2,700,000 in property taxes.

UTILITY FUND REVENUES AND BALANCES

WATER FUND

Water fund revenue is projected at \$4,353,450 in metered sales and \$2,846,803 in surcharge revenue. We are proposing revenue increases for the Water Purification Treatment Plant #3 project, and to keep up with regular maintenance. Due to the capital projects that are in the budget for this year, the balance for the water fund is expected to decline as debt is necessary to complete the upgrades.

Below is a breakdown of the proposed increase:

Water		5%			
	Surcharge	Usage / 1,000	Use Charge	Bill	Increase
Old Rate	\$24.61	\$5.83	5,000 \$29.15	\$53.76	
New Rate	\$27.51	\$6.12	\$30.60	\$58.11	\$4.35

WASTEWATER FUND

Wastewater Fund revenue is projected at \$4,196,793.

The chart below indicates a 5% rate increase.

Below is a breakdown of the proposed increase:

Wastewater		5%			
	Minimum	Usage / 1,000	Use Charge	Bill	Increase
Old Rate	\$9.69	\$5.87	^{5,000} \$29.35	\$39.04	
New Rate	\$10.17	\$6.16	\$30.80	\$40.97	<u><u>\$1.93</u></u>

SOLID WASTE FUND

Solid Waste revenue for 2020 is projected at \$1,737,974.

Below is a breakdown of the proposed increase:

Solid Waste		5%			
	Minimum	Usage	Use Charge	Bill	Increase
Old Rate	\$21.83	N/A	N/A	\$21.83	
New Rate	\$22.92	N/A	N/A	\$22.92	<u><u>\$1.09</u></u>

GENERAL FUND EXPENDITURES

GENERAL FUND

Expenditures in the General Fund are \$16,119,587. This amount is down just over 6% from the total expenditures adopted in the 2019 budget. Under the budgeting to zero approach, unused revenues from the previous year are added to the available funds for the next year.

UTILITY FUND EXPENDITURES

WATER FUND

Water fund operating expenditures are recommended at \$3,564,385. Expenditures listed in the Capital Improvement Plan are recommended at \$2,292,151. The major expenditures in the CIP are Riverside Drive and capital repairs and maintenance. Initiation of GIS modeling of the distribution system is also scheduled.

WASTEWATER FUND

Wastewater operating expenditures are recommended at \$3,141,216, an increase from the previous year's budget. Capital expenditures in the wastewater fund for 2020 are recommended at \$1,808,445. A number of disaster recovery projects are in the initial planning stages along with an evaluation of current conditions of the treatment plant and collection facilities.

SOLID WASTE FUND

Solid Waste operating expenditures are recommended at \$1,234,788 and capital expenditures of \$259,372.

PERSONNEL COMPENSATION AND BENEFITS PROPOSALS

The proposed 2020 budget includes provisions for a 1.236% salary adjustment to provide the funding to continue the annual step increase for eligible employees, a practice that has been in place in past years. In addition, a 3% base adjustment has been budgeted. No adjustments have been made for seasonal and part-time wages.

A health care increase of 10% is budgeted. Preliminarily it appears that this estimate should be adequate to maintain the existing health benefits. At the time this budget was prepared, we did not have renewal rates for 2020 from our existing provider or quotes from other providers for similar health care plans.

To continue to provide this important benefit, yet maintain fiscal stability within the organization, the proposed budget recommends implementing a plan that is consistent with the City paying 100% of the costs for a single plan and splitting the costs with the employees for dependent care plans. Any changes in the health insurance benefit will need to be negotiated through the City's Collective Bargaining Unit.

CONCLUSION

The proposed budget was developed and is recommended as an appropriate use of the resources available to the City. Rising costs and increased expectations exceed increases in revenue and stress the resources from which the City must draw. However, the development of this budget demonstrates the desire to fulfill our mission to the best of our ability and to be good stewards of public money.

Forecasting into the future, it is important to be aware of potential fluctuations in agriculture and in our national and local economies to determine how they may impact the resources available to the

City. Sales tax through the first six months of 2019 has been relatively strong. While sales tax has been volatile in recent years, Yankton is positioned to continue a trend of moderate growth in sales tax and population. By wisely managing and investing our limited resources in providing high quality services, maintaining and expanding our infrastructure and working toward our quality of life goals, the City will be better equipped for growth and expansion. Utilizing this strategy, the City can continue to establish itself as a desirable location and attract both visitors and new residents.

I submit this year's budget with excitement for Yankton's future, and optimism regarding our 2020 financial forecast. I would like to thank the City Commission for their leadership in providing input and direction throughout this budget process. I would like to acknowledge the efforts of the entire Management Team. Each Department Head has made concessions in this year's budget to help meet the goals of the City as a whole. I would like to especially thank Duane Johnson and Al Viereck who have worked tirelessly to assist in preparing this budget for Commission review. This document is truly a team effort and both of these gentlemen have been vital in developing this proposal. I would also like to thank the City staff as a whole as they continue to implement our budget with an ideology of stewardship and responsibility. On behalf of the Management Team and City Staff, I submit to you my 2020 Budget for your consideration.

Respectfully,



Amy Leon
City Manager

On January 25-26, 2019, the City of Yankton department directors and the City Commission met to affirm organizational and community values, chart the direction of the community looking out 3 years, and set priorities and actions for 2019-2021. This report identifies the highlights of the session.



Trends Driving Our Decisions:

Values Driving Our Decisions:

- | | |
|---|----------------|
| Addressing Aging Infrastructure & Equipment | Collaboration |
| Social Media & Communications | Transparency |
| Expectations of Citizens | Sustainability |
| Maximizing Resources | Seamlessness |
| Workforce & Housing Shortages | Self-efficacy |
| Desire to Move Yankton Forward | Service |
| S.M.A.R.T. Growth | Livability |
| Changing Consumer Trends | Welcoming |



**CITY OF YANKTON
PLANNING
ADVANCE
2019-2021
A VISION FOR YANKTON'S FUTURE**



MISSION: To provide exemplary experiences, services, and spaces that create opportunities for everyone to learn, engage, and thrive.

- COMMISSION PRIORITIES**
- 1 Quality of Life / Livability
 - 2 Engagement & Transparency
 - 3 Relationships & Partnerships
 - 4 Employee Recruitment & Retention
 - 5 Downtown & Riverfront Development
 - 6 Community Development & Planning
 - 7 Growth & Neighborhood Development
 - 8 Maintain & Improve Infrastructure

Vision 2019-2021

Under the direction of the Commission and the support of the community, The City of Yankton...

Works together to pursue happiness	Has welcoming & safe neighborhoods	Has beautiful parks & is an oasis on the Missouri River	Has a thriving economy & vibrant downtown	Is collaborative & innovative	Is an open & engaging community
<p>Commission Priorities: 1, 2, 3, 4, 5, 6, 7, 8</p> <ul style="list-style-type: none"> Quality of Life <ul style="list-style-type: none"> Aquatics Facility - Completion 2021 Community Library - Develop a plan for upgrading or building a new facility Walkability / Intermodal Transportation - Sidewalk Code - Phase II Areas - Breweries - SPD - Middle School - Millcrest - Two Grant Hwy 50 to WCLR Redefine Retail Strategies Water Treatment Plant - Completion 2020 Water Distribution Modeling Update Waste Water Master Facility Plan Parks & Rec Public Works City Manager DEWERYANKTON Library - Community Development Library Board Community Commission Community Development Parks & Rec Public Works IT Community Development Finance City Manager IAPG Environmental Services Environmental Services 	<p>Commission Priorities: 1, 2, 3, 5, 6, 7, 8</p> <ul style="list-style-type: none"> Consider Property Maintenance Code - Brush of Kindness Program Support Fire Department as a Volunteer Organization - Strategic Plan - Succession Plan 23rd Street West of WCLR Completion 8th Street Burleigh to Ferdig Riverside Drive 21st Street Broadway to Douglas 35th Street Douglas to Mulberry Bill Baggs Road Repair Bridges - Cedar Street - Meridian Community Development Fire Dept. Police Public Works Water Wastewater Community Development Public Works Water Wastewater Public Works Water Wastewater Public Works Water Wastewater Public Works Water Wastewater Public Works 	<p>Commission Priorities: 1, 5, 6, 7</p> <ul style="list-style-type: none"> Public Art Installation - Mural Riverside Riverside Park Decoration Update Restrooms by Riverside Field Westside Park Long Range Plan Collaborate on Improving Sports Fields/ Recreation - Programs / SAC - M/MC Field House - Soccer Complex Riverside Park Amphitheater Redevelopment Parks & Rec Parks & Rec Community Partners Parks & Rec Parks & Rec Community Development Parks & Rec Public Works City Manager Parks & Rec Public Works 	<p>Commission Priorities: 1, 3, 5, 6</p> <ul style="list-style-type: none"> Support Port Yankton Development Expand Façade Grant Program Public Art Installation Airport - Acron Expansion - Aviation Development 1929 Water Plant Community Development Meridian District City Manager Community Development City Manager Parks & Rec Community Development Meridian District Community Development IAPG Environmental Services Parks & Rec 	<p>Commission Priorities: 2, 3, 4</p> <ul style="list-style-type: none"> Develop Outside Agency & BBB 5 Year Plans Continuing Paint the Plows Project Collaborate with County on Initiatives - Build Ongoing Relationships - Identify New Partnerships 150th Air Show Opportunity Zones Finance City Manager City Commission Parks & Rec City Manager Public Works IAPG Community Development Parks & Rec Public Works Community Development Community Development IAPG Community Development Parks & Rec 	<p>Commission Priorities: 1, 2, 3</p> <ul style="list-style-type: none"> Relevant Citizen Engagement & Transparency - Website Refresh - Crime Mapping - Provide More "E" Services - Polling Service - Social Media Platforms Support Workforce Development - Recruitment Comprehensive Plan Update Welcoming to All Citizens - Human Rights Commission - Municipal Equality Index - Non-Discrimination Ordinance Police City Commission Community Development IAPG Community Development City Manager City Commission
<p>Internal Operation Goals</p> <ul style="list-style-type: none"> Implement Automated Payroll System City Hall Wiring & Windows Succession Planning & Staff Mentoring - Operational & Procedural Manuals - Mentoring Program 				<p>Employee Compensation Commitment</p> <ul style="list-style-type: none"> Emphasize Employee Morale Examine Salaries & Benefits <p><small>** All Priorities, Goals, & Projects are listed in NO particular order Adapted: 03-11-2019</small></p>	

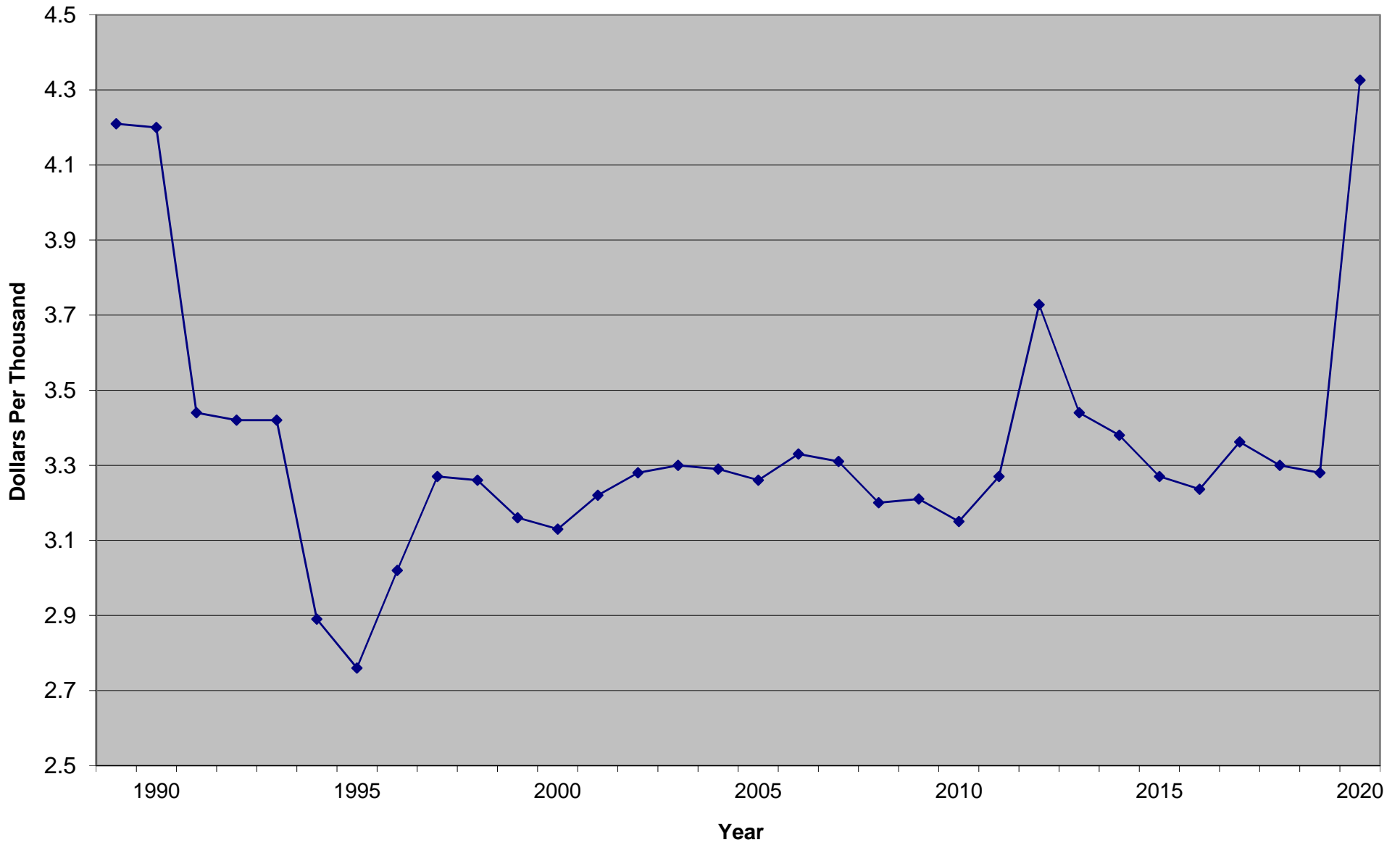
CITY OF YANKTON
PROPOSED 2020 BUDGET
Property Valuations & Mill Rate 1984-2019

Year Appraised	Real	Utilities	Total	Dollar Change	Percent Change	City Mill Rate	
						\$ per M	Year Collected
1984	\$87,288,475	\$5,358,689	\$92,647,164	\$770,392	0.84%	7.66	1985
1985	\$88,207,887	\$5,537,357	\$93,745,244	\$1,098,080	1.19%	8.31	1986
1986	\$91,294,969	\$5,461,565	\$96,756,534	\$3,011,290	3.21%	8.43	1987
1987	\$92,462,000	\$5,429,093	\$97,891,093	\$1,134,559	1.17%	8.42	1988
1988	\$94,644,748	\$5,671,208	\$100,315,956	\$2,424,863	2.48%	8.51	1989
1989	\$192,437,666	\$13,130,433	\$205,568,099	\$105,252,143	104.92%	4.21	1990
1990	\$197,507,417	\$13,419,038	\$210,926,455	\$5,358,356	2.61%	4.20	1991
1991	\$260,014,829	\$10,676,335	\$270,691,164	\$59,764,709	28.33%	3.44	1992
1992	\$279,966,735	\$11,019,659	\$290,986,394	\$20,295,230	7.50%	3.42	1993
1993	\$301,183,271	\$11,718,889	\$312,902,160	\$21,915,766	7.53%	3.42	1994
1994	\$310,852,204	\$12,117,292	\$322,969,496	\$10,067,336	3.22%	2.89	1995
1995	\$306,421,285	\$12,917,642	\$319,338,927	(\$3,630,569)	-1.12%	2.76	1996
1996	\$321,228,758	\$14,469,427	\$335,698,185	\$16,359,258	5.12%	3.02	1997
1997	\$313,556,472	\$14,138,024	\$327,694,496	(\$8,003,689)	-2.38%	3.27	1998
1998	\$327,060,432	\$14,533,733	\$341,594,165	\$13,899,669	4.24%	3.26	1999
1999	\$364,893,860	\$15,694,761	\$380,588,621	\$38,994,456	11.42%	3.16	2000
2000	\$386,593,089	\$15,972,819	\$402,565,908	\$21,977,287	5.77%	3.13	2001
2001	\$374,030,545	\$16,757,990	\$390,788,535	(\$11,777,373)	-2.93%	3.22	2002
2002	\$393,290,557	\$17,104,726	\$410,395,283	\$19,606,748	5.02%	3.28	2003
2003	\$406,530,569	\$17,267,704	\$423,798,273	\$13,402,990	3.27%	3.30	2004
2004	\$426,336,173	\$17,267,704	\$443,603,877	\$20,003,855	4.72%	3.29	2005
2005	\$439,045,063	\$14,999,059	\$454,044,122	\$10,241,994	2.31%	3.26	2006
2006	\$451,460,316	\$15,332,732	\$466,793,048	\$12,748,926	2.81%	3.33	2007
2007	\$507,568,187	\$15,332,733	\$522,900,920	\$56,107,872	12.02%	3.31	2008
2008	\$592,113,910	\$13,669,173	\$605,783,083	\$82,882,163	15.85%	3.20	2009
2009	\$622,528,251	\$13,669,173	\$636,197,424	\$30,414,341	5.02%	3.21	2010
2010	\$651,333,709	\$13,669,173	\$665,002,882	\$28,805,458	4.53%	3.15	2011
2011	\$724,224,400	\$13,669,173	\$737,893,573	\$72,890,691	10.96%	3.27	2012
2012	\$758,759,993	\$12,311,448	\$771,071,441	\$33,177,868	4.50%	3.44	2013
2013	\$770,665,741	\$12,311,448	\$782,977,189	\$11,905,748	1.54%	3.38	2014
2014	\$819,643,492	\$12,311,448	\$831,954,940	\$48,977,751	6.26%	3.27	2015
2015	\$863,570,255	\$13,467,629	\$877,037,884	\$45,082,944	5.42%	3.27	2016
2016	\$899,723,731	\$13,467,629	\$913,191,360	\$36,153,476	4.12%	3.36	2017
2017	\$932,825,542	\$13,467,629	\$946,293,171	\$33,101,811	3.62%	3.30	2018
2018	\$982,650,470	\$13,467,629	\$996,118,099	\$82,926,739	9.08%	3.28	2019
2019	\$1,029,676,487	\$13,467,629	\$1,043,144,116	\$96,850,945	10.23%	4.33	2020

Notes:

- The 1984-1988 valuation reflects 50% of full and true value as set by the Yankton County Board of Equalization.
- The 1989 valuation reflects 100% of full and true values as required by State Law.
- The 1991 valuation represents a mass reappraisal.
- The 1996 valuation reflects 91.7% for owner-occupied and 88.3% for ag.
- The 1997 valuation reflects 85% for both ag and owner-occupied.
- The 1998 valuation reflects 86% for owner-occupied and 88% for ag.
- The 1999 valuation reflects 94.3% for ag and 89.4% for owner-occupied.
- The 2000 valuation reflects 98.2% for ag and 89.6% for owner-occupied.
- The 2001 valuation reflects 91% for ag and 87.9% for owner-occupied.
- The 2002 valuation reflects 92.6% for ag and 89.7% for owner-occupied.
- The 2003 valuation reflects 96.6% for ag and 89.8% for owner-occupied.
- The 2004 valuation reflects 91.8% for ag and 92.7% for owner-occupied.
- The 2005 valuation reflects 88.5% for ag and 92.0% for owner-occupied.
- The 2006 valuation reflects 89.1% for ag and 91.7% for owner-occupied.
- The 2007 valuation reflects 99.1% for ag and 91.7% for owner-occupied.
- The 2008 valuation reflects 93.6% for ag and 90.8% for owner-occupied.
- The 2009 valuation reflects 85% for ag and 88.6% for owner-occupied.
- The 2010 valuation reflects 84.8% for ag and 92.6% for owner-occupied.
- The 2011 valuation reflects 84.8% for ag and 93.7% for owner-occupied.
- The 2012 valuation reflects 85.0% for ag and 98.9% for owner-occupied.
- The 2013 valuation reflects 85.0% for ag and 90.4% for owner-occupied.
- The 2014 valuation reflects 85.0% for ag and 92.5% for owner-occupied.
- The 2015 valuation reflects 85.0% for ag and 92.3% for owner-occupied.
- The 2016 valuation reflects 85.0% for ag and 93.6% for owner-occupied.
- The 2017 valuation reflects 85.0% for ag and 92.5% for owner-occupied.
- The 2018 valuation reflects 87.3% for ag and 91.9% for owner-occupied.
- The 2019 valuation reflects 86.2% for ag and 90.7% for owner-occupied.
- The 2020 valuation reflects XX.X% for ag and XX.X% for owner-occupied.

2020 Proposed Budget Mill Levy Trend



CITY OF YANKTON

PROPOSED 2020 BUDGET

City Property Tax Comparison

Retail Home Value	Amount of City 2019 Tax Levy 3.277 MILLS	Amount of City 2020 Tax Levy 4.326 MILLS	Change in Property Tax
\$45,000	\$135.52	\$176.57	\$41.05
\$50,000	\$150.58	\$196.18	\$45.61
\$55,000	\$165.64	\$215.80	\$50.17
\$60,000	\$180.69	\$235.42	\$54.73
\$70,000	\$210.81	\$274.66	\$63.85
\$75,000	\$225.87	\$294.28	\$68.41
\$80,000	\$240.93	\$313.89	\$72.97
\$85,000	\$255.98	\$333.51	\$77.53
\$90,000	\$271.04	\$353.13	\$82.09
\$95,000	\$286.10	\$372.75	\$86.65
\$100,000	\$301.16	\$392.37	\$91.21

NOTE: 2018 Valuations reflected at: 91.9%
2019 Valuations reflected at: 90.7%

CITY OF YANKTON

Proposed 2020 Budget Capital Budget Summary

Fund	Description	New	Replacement	Capital	Total
GENERAL (101)					
City Manager's Office					
102 350	Office Furniture/Equipment		\$1,000		
102 350	Meeting Room Equipment		\$5,000		
					\$6,000
Finance					
104 350	Office Furniture/Equipment		\$1,000		
					\$1,000
Information Services					
105 350	Server & Computer Equipment		\$30,000		
105 350	Office Furniture & Equipment		\$1,000		
105 350	Plotter / Printer Replacement		\$2,000		
105 350	Technology Equipment		\$2,000		
105 350	Software Upgrade / Maintenance		\$3,000		
					\$38,000
Community Development					
106 350	Vehicle Replacement		\$30,000		
	Office Furniture/Equipment		\$1,000		
					\$31,000
Police					
111 350	Range Upgrade		\$10,000		
111 350	Vehicle Replacements		\$150,000		
111 350	Protective Vests		\$7,000		
111 350	K-9 Dog Unit		\$2,000		
111 350	Special Response Team Equipment		\$22,000		
111 350	Tasers		\$7,500		
111 350	Video Camera and Recorder-Patrol Cars		\$6,000		
111 350	Radios		\$1,000		
111 350	Portable Radios		\$9,000		
111 350	In Car Computers		\$7,500		
111 350	Radar		\$7,500		
111 350	Furniture		\$2,500		
111 350	Detective Equipment		\$4,000		
111 350	Cameras		\$900		
111 350	Police Reserve Unit		\$5,600		
111 350	Scenaio Based Training		\$20,000		
111 350	Interview Room Equipment		\$3,000		
111 350	Body Cameras		\$2,800		
111 350	Weapons (Shotguns)		\$4,000		
					\$272,300
Animal Control					
113 350	Shelter Renovation		\$0		
					\$0
Fire					
114 350	Cyclical Replacement Personal Protective Equipment		\$20,000		
114 350	Cyclical Replacement of Fire Hose/Nozzles		\$2,500		
114 350	Cyclical Replacement of Pagers (50 X \$550)		\$29,700		
114 350	Fire Grant Equipment		\$100,000		
114 350	Replace Mobile & Portable Radios (Dual Band)		\$32,000		
114 350	Generator Cabinet Repair/Shelter (Station 2)		\$6,000		
114 350	Replace Helmets		\$12,000		
114 411	Interest Debt Service		\$33,760		
114 431	Other Debt Service		\$1,425		
114 441	Debt Service Principal		\$135,000		
					\$372,385

CITY OF YANKTON

Proposed 2020 Budget Capital Budget Summary

Fund	Description	New	Replacement	Capital	Total
Engineering and Inspection					
122 350	Furniture & Office Equipment			\$1,000	
					\$1,000
Streets					
123 320	Active Transportation Plan Projects	\$170,000			
123 350	Replace Trucks		\$350,000		
123 350	Chainsaws		3400		
123 350	Trailer Mounted Power Washer		12000		
123 350	Skid Loader Mounted Planer		\$20,000		
					\$555,400
Snow & Ice					
124 350	Replace Snow Plows		\$25,000		
124 350	Snow Box		\$12,000		
124 350	Slip-In Stainless Steel Sander		\$40,000		
124 350	Chemical Handling System		\$15,000		
					\$92,000
City Hall					
125 301	Carpet / Floor Replacement		\$1,500		
125 301	Building Masonry Repair		\$2,000		
125 320	Lights in Gym		\$15,000		
125 350	Electrical Wiring/Data Wiring		\$100,000		
125 350	Lawn Care Equipment and Landscaping		\$1,000		
					\$119,500
Traffic Control					
126 350	New Street Lights / Detector Loops & Circuits		\$5,000		
126 350	School Crossings		\$3,000		
126 350	Street Lighting Replacement		\$12,000		
126 350	Bucket Truck		\$150,000		
126 350	Signal System Upgrades/Replacement		\$25,000		
					\$195,000
Chan Gurney Airport					
127 301	Signage & Runway Appurtenances		\$5,000		
127 301	Pavement Repair		\$80,000		
127 350	Mower Replacement		\$30,000		
127 350	Security System		\$5,000		
					\$120,000
Senior Citizens Center					
141 301	Concrete Replacement		\$1,000		
141 301	Window Replacement		\$1,000		
141 301	Ceiling Tile		\$300		
141 301	Landscaping		\$1,000		
141 301	20 Ton Rooftop Unit, Main Hall Assembly		\$30,000		
141 301	Garage Siding/Gutters/Area Repairs		\$5,000		
141 350	Tables & Chairs		\$1,000		
					\$39,300
Library					
142 340	New Books		\$51,000		
142 342	Audio Visual Materials		\$12,500		
142 301	Library Roof		\$20,000		
142 350	Staff Chairs/Office Furniture		\$1,000		
					\$84,500

CITY OF YANKTON

Proposed 2020 Budget Capital Budget Summary

Fund	Description	New	Replacement	Capital	Total
Parks and Recreation (201)					
201 301	Landscaping		\$7,000		
201 350	Lawn Mowers		\$15,000		
201 350	Playground Equipment		\$75,000		
201 350	Shop Equipment		\$1,000		
201 350	Lawn Care Equipment		\$3,000		
201 350	Trucks		\$32,000		
201 350	Park Furniture		\$8,000		
201 350	New Holland Tractor Replacement		\$29,000		
201 350	Smithco Ball Diamond Drag Machine		\$20,000		
201 350	Two Wheel Trailer		\$2,500		
					\$192,500
Memorial Park Pool (202)					
					\$0
High School/Summit Activities Center (203)					
203 350	Fitness Equipment (50s/50c)		\$16,000		
					\$16,000
Marne Creek (204)					
204 320	Flood Recovery Project		\$9,000,000		
204 321	Trail Amenities - Benches, Trash Can Holders		\$2,000		
204 350	Lawn Care Equipment		\$1,000		
					\$9,003,000
Bridge and Street (207)					
221 223	Paint Bridges & Repair		\$20,000		
221 301	Road Materials		\$50,000		
					\$70,000
911 / Dispatch (208)					
208 350	Computer Equipment		\$4,000		
208 350	911 Recording System Upgrade/Replacement		\$45,000		
					\$49,000
Airport Capital (502)					
511 396	Design & Construct Runway Rehab (100% FAA)		\$2,195,000		
					\$2,195,000
Parks & Recreation Capital (503)					
541 321	Memorial Park - Replace Trails		\$50,000		
541 321	Memorial Park - NW Irrigation		\$60,000		
541 321	Memorial Park - Heat Utility Area South Restroom		\$2,000		
542 320	Sertoma Park Sidewalks, Comfort Station		\$20,000		
544 320	Riverside Park - Amphitheatre Railings		\$20,000		
544 320	Riverside Park - Softball Field Wires & Breakers		\$10,000		
548 322	Sidewalks in Parks		\$11,000		
549 321	Park Signs		\$5,000		
549 362	Building Doors & Frames		\$6,000		
549 363	Bleachers		\$4,000		
					\$188,000
Special Assessment Projects (504)					
581 397	Alley		\$100,000		
					\$100,000
Huether Aquatic Center (505)					
505 320	Pool Construction	\$15,000,000			
					\$15,000,000

CITY OF YANKTON

Proposed 2020 Budget Capital Budget Summary

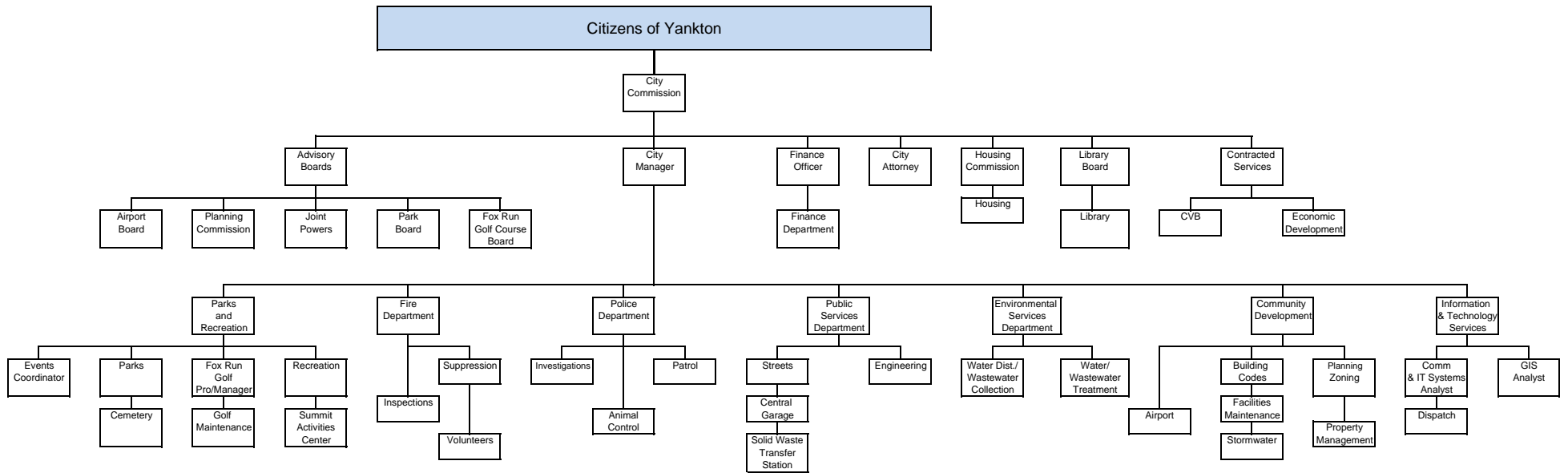
Fund	Description	New	Replacement	Capital	Total
Summit Activities Center Building Construction (SAC) (571)					
571 350	Misc Repairs (100c)		\$20,000		
571 350	Pool Deck Furniture (11s/89c)		\$1,000		
571 350	UV Pool System (11s/89c)		\$25,000		
571 350	Stainless Steel Doors into Aquatics Area (11s/89c)		\$150,000		
571 350	Lights in Weight Fitness Area (50s/50c)		\$50,000		
571 350	Partition Walls (50s/50c)		\$16,000		
571 350	Landscaping (60s/40c)		\$1,000		
571 350	Restripe Parking Lots (60s/40c)		\$7,800		
571 350	Carpet (85s/15c)		\$65,000		
571 350	Painting Inside of Facility (85s/15c)		\$125,000		
571 350	Gym Floors (85s/15c)		\$12,000		
					\$472,800
Street Reconstruction (506)					
572 202	Professional Services / Payment to YAPG		\$350,713		
572 369	Riverside Dr, Broadway to Green		\$455,000		
572 373	23rd Street West of WCLR TID #8		\$200,000		
572 376	Open Asphalt		\$550,000		
572 383	Sidewalk Improvements		\$40,000		
572 390	Street Construction / ADA		\$80,000		
574 365	5th Street, Broadway to Green		\$275,000		
574 366	12th Street, Douglas to Mulberry		\$450,000		
574 367	Pine Street, 10th to 15th		\$500,000		
574 368	Aquatics Parking Lot		\$170,000		
574 373	Permanent Pavement Markings & Reflective Signage		\$80,000		
574 381	Downtown Alleys & City Parking Lots		\$150,000		
572 610	Transfer to General Fund GIS		\$19,346		
572 626	Transfer to Bridge & Street		\$48,602		
572.656	Loan to Special Assessment Projects - Non City		\$0		
					\$3,368,661
Storm Sewer (506)					
573 623	Transfer to Marne Creek		\$2,250,000		
573 390	Storm Sewer Construction		\$15,000		
573.391	Trail & Drainage Improvements		\$25,000		
					\$2,290,000
Water Utilities (602)					
602 301	Pump Upgrade		\$20,000		
602 301	PLC upgrades at Well #1,#2 & Water Towers		\$50,000		
602 301	Pressure Reducing Valves		\$30,000		
602 301	Plant #2 Piping		\$30,000		
602 301	SCADA Upgrade		\$75,000		
602 318	GIS Distribution Modeling		\$100,000		
602 350	Pipe Locator		\$6,000		
602 350	Pickup Trucks		\$29,000		
602 350	Under Cabinet Refridgerator		\$400		
602 350	Sandblaster		\$3,000		
602 350	Icemaker		\$2,000		
602 350	Electric Pallet Jack		\$8,000		
602 350	Lab Equipment		\$2,800		
602 350	Floor Scrubber		\$6,000		
602 350	Booster Station VFD		\$36,000		
602 379	Riverside Drive, Linn to Green		\$200,000		
604 441	SRF Principal		\$472,807		
607 441	SRF Principal		\$1,146,144		
602 390	Reserve for Future Improvements		\$75,000		
					\$2,292,151

CITY OF YANKTON

Proposed 2020 Budget Capital Budget Summary

Fund	Description	New	Replacement	Capital	Total
Wastewater (611)					
611 301	Clarifier - Sandblast & Paint		\$20,000		
611 301	Manhole Repair		\$25,000		
611 322	Modeling - Flow Meter Rental		\$80,000		
611 322	GIS Mapping - Flow Metering		\$120,000		
611 322	GIS Mapping - Model Development		\$200,000		
611 322	Wastewater Treatment Plant Master Plan		\$120,000		
611 350	Replace Lab Equipment		\$7,000		
611 350	Replace Vehicle		\$35,000		
611 350	Replace Mower		\$10,000		
611 350	Amperometric Titrater		\$7,000		
611 350	Dump Trailer		\$12,000		
611 369	Riverside Drive Broadway to Green		\$125,000		
614 441	SRF Principal		\$512,445		
615 441	WW Bond		\$500,000		
611 390	Reserve for Future Improvements		\$35,000		
					\$1,808,445
Cemetery (621)					
621 301	Landscaping		\$1,000		
621 301	Repurchase Cemetery Lots		\$500		
621 301	Repair old Headstones		\$1,000		
621 350	Replace Mowers & Trimmers		\$12,000		
					\$14,500
Solid Waste (631)					
631 350	Recondition Compost Turner		\$6,000		
631 350	Replace Compactor Truck		\$200,000		
631 441	SWMG Principal		\$44,843		
					\$250,843
Solid Waste Disposal and Recycling (Joint Powers) (637)					
637 320	Pavement Additions & Replacement		\$15,000		
637 320	Dump Floor Rehabilitation		\$50,000		
637 320	Overhead Door Replacement		\$11,000		
637 350	Transfer Trailers		\$160,000		
637 350	Skid Loader		\$50,000		
637 350	Excavator Replacement		\$130,000		
637 350	Replace Lawn Mower		\$18,000		
637 390	Rubble Trench		\$25,000		
637 441	Scale Debt Service		\$48,954		
638 441	Building Debt Service (\$352,680@3%-20 Years)		\$20,429		
					\$528,383
Golf Course (641)					
641 350	Bunker/Sand Trap Rake		\$10,000		
641 350	Concrete Cart Paths		\$3,000		
641 350	TCE - Triplex Greens Mowers (2)		\$27,000		
641 350	Turf Sprayer and Gun		\$10,000		
641 350	Contour Rotary Mower (Roughs)		\$50,000		
					\$100,000
Central Garage (801)					
801 301	HVAC Replacement		\$20,000		
801 301	Electrical Upgrade		\$20,000		
801 301	Pavement Replacement		\$20,000		
801 350	Fixtures, Tools, Equipment Storage		\$15,000		
801 350	Tire Machine		\$15,000		
					\$90,000
TOTALS			\$15,170,000	\$24,785,668	\$39,955,668

Organization Structure for the City of Yankton



City of Yankton

Proposed 2020 Budget Budgeted Positions

24

Department Name	2019 Regular Full-time	2019 Regular Part-time	2020 Regular Full-time	2020 Regular & Appointed Part-time
City Commission				
Mayor		1		1
Commissioners		8		8
City Manager				
Administrative Assistant	1		1	
HR Coordinator	1		1	
Information Services				
Info & Tech Services Director	1		1	
Comm & IT System Analyst	1		1	
GIS Analyst	1		1	
Comm. & Econ Developmnt				
Comm & Econ Develop. Dir	1		1	
Building Official	1		1	
Building Inspector/Eng Tech	1		1	
Community Development Mgr.	1		1	
Comm & Econ Dev Assistant	1		1	
Airport Supervisor	1		1	
City Attorney				
Attorney		1		1
Finance Office				
Finance Officer	1		1	
Deputy Finance Officer	1		1	
Computer Operator	1		1	
Accounting Clerks	3		3	
Utilities Cust. Serv. Clerk	1		1	
Municipal Records Clerk	1		1	
Police				
Chief of Police	1		1	
Commander	2		2	
Sergeants	4		5	
Community Srvc Officer	1		1	
Detectives	3		2	
Police Officers	16		16	
Community Services Officer	0		1	
School Resource Officer	1		2	
Office Specialist	1		1	
Police Records Clerk	1		1	

Department Name	2019 Regular Full-time	2019 Regular Part-time	2020 Regular Full-time	2020 Regular & Appointed Part-time
911 Dispatch				
Communications Supervisor	1		1	
Communications Specialist	1		1	
Dispatchers	8		8	
Animal Control				
Animal Control Officer	0		0	
Public Works Administration				
Director of Public Works	1		1	
Office Specialist	0.17		0.17	
Housing Authority	2		2	
Public Works Engineering				
Civil Engineer	1		1	
Sr. Engineering Tech	2		2	
CD Government Buildings				
Bldg Mnt/Custodial Sup	0.75		0.75	
Custodians	1		1	
PW Streets				
PW Manager	1		1	
PW Manager Assistant	1		1	
Sr. Equipment Operator	5		5	
Equipment Operator	5		5	
Lead Sr. Equipment Oper	1		1	
Office Specialist	0.17		0.17	
PW Traffic Control				
Airport Mnt/Signal Tech	0.5		0.5	
CD Gurney Airport				
Airport Mnt/Signal Tech	0.5		0.5	
Community Library				
Library Director	1		1	
Assistant Library Director	1		1	
Librarian	1		1	
Sr. Library Assistant	1		1	
Library Assistant	2	0.85	2	0.85
Bldg Mnt/Custodial Sup	0.25		0.25	
Library Custodian		0.75		0.75

City of Yankton

Proposed 2020 Budget Budgeted Positions

25

Department Name	2019 Regular Full-time	2019 Regular Part-time	2020 Regular Full-time	2020 Regular & Appointed Part-time
Fire Department				
Fire Chief	1		1	
Fire Marshal	1		1	
Parks, Recreation & City Events				
Prk, Rec, & Events Director	1		1	
Parks & Grounds Super	1		1	
Secretary	1		1	
Sr. Grounds Mntc Wrkr	1		1	
Grounds Mntc Wrkr	5		5	
Urban Forestry / Horticulture	1		1	
Horticulture / Golf Mnt. Con.	1		1	
Events Coordinator	1		1	
Marne Creek				
Sr. Grounds Mntc Wrkr	1		1	
Summit Activities Ctr				
Recreation Superintendent	1		1	
Recreation Coordinator	1		1	
Office Specialist	1		1	
Receptionist	1		1	
Golf Course				
Golf Pro/Manager	0		0	
Golf Operations Manager	0		0	
Golf Operations Ass. Mngr	0		0	
Golf Course Superintendent	0		0	
Assistant Grounds Mnt.	0		0	
Water				
Utilities Director	0.5		0.5	
Wtr Distr/WW Collec Super	1		1	
Water Plant Superintendent	1		1	
Water Plant Supervisor	1		1	
Sr. Water Plant Operators	3		3	
Water Meter Technician	1		1	
Utilities Mntc Wrkr	1		1	
Water Plant Operator	1		1	

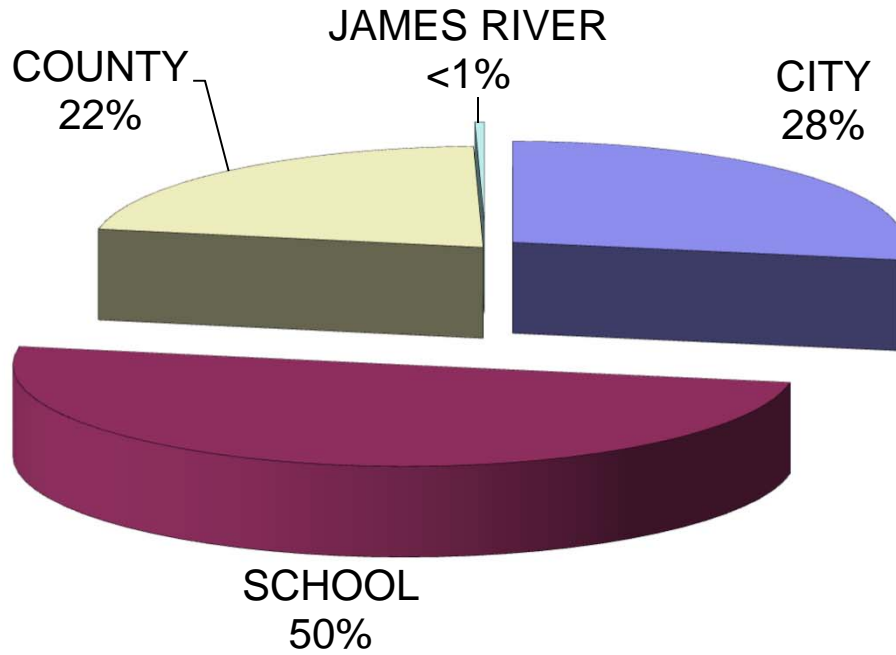
Department Name	2019 Regular Full-time	2019 Regular Part-time	2020 Regular Full-time	2020 Regular & Appointed Part-time
Wastewater				
Utilities Director	0.5		0.5	
WW Plant Superintendent	1		1	
WW Plant Supervisor	1		1	
WW Plant Operator	3		3	
Sr WW Lab Technician	1		1	
Lead Sr Equipment Operator	1		1	
Utilities Mntc Worker	2		2	
WW Lab Tech/Plant Oper	0		0	
Cemetery				
Sr. Grounds Mntc Wrkr	1		1	
Solid Waste				
Sr. Sanitation Truck Oper	2.75		2.75	
Sanitation Truck Operator	3.25		3.25	
Jt Pwrs/Trans Station				
Office Specialist	1.66		1.66	
Transfer Station Superintenden	1		1	
Transfer Station Truck Oper	1		1	
Transfer Station Attendant	2		2	
Sr. Sanitation Truck Oper	0.25		0.25	
Sanitation Truck Operator	0.75		0.75	
Recycling				
Transfer Station Attendant	2		2	
Central Garage				
Fleet Supervisor	1		1	
Fleet Mechanic	1		1	
<hr/> <hr/>				
TOTAL	144	11.6	146	11.6

CITY OF YANKTON

2019 BUDGET OVERVIEW

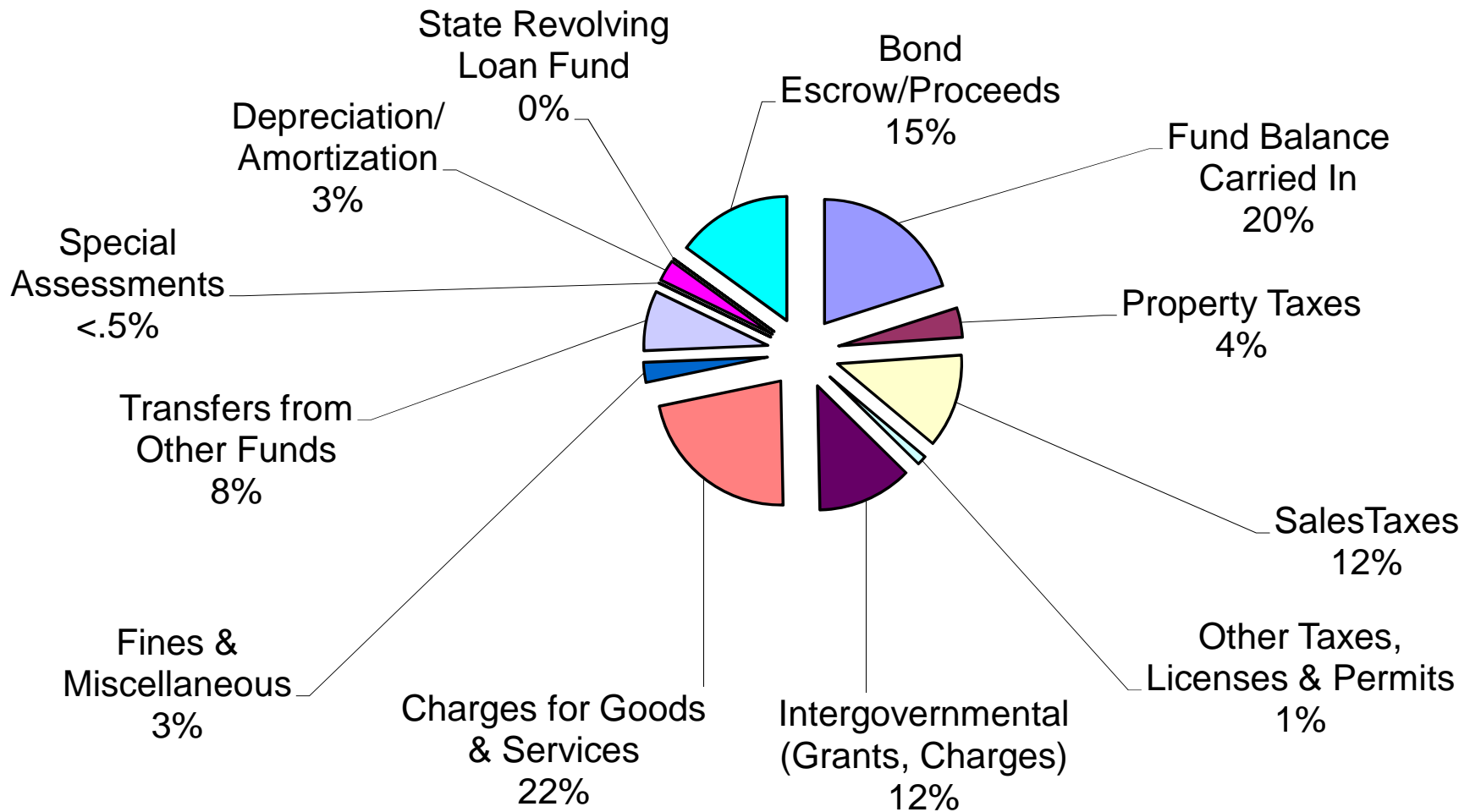
Revenue Sources	FUNDS					Total
	General	Special Revenue	Capital Projects	Enterprise, Water, Wastewater, Solid Waste, Golf	Internal Service	
Fund Balance Carried In	\$3,530,717	\$517,750	(\$975,890)	\$13,392,780	\$231,839	\$16,697,196
Property Taxes	\$2,795,871	\$0	\$414,094	\$0	\$0	\$3,209,965
Sales Taxes	\$5,479,398	\$632,842	\$4,104,670	\$0	\$0	\$10,216,910
Other Taxes, Licenses & Permits	\$919,675	\$140,000	\$0	\$0	\$0	\$1,059,675
Intergovernmental (Grants, Charges)	\$780,502	\$6,915,290	\$2,615,735	\$0	\$0	\$10,311,527
Charges for Goods & Services	\$2,308,850	\$489,480	\$0	\$14,714,670	\$908,418	\$18,421,418
Fines & Miscellaneous	\$63,250	\$11,210	\$2,025,000	\$72,500	\$0	\$2,171,960
Transfers from Other Funds	\$241,324	\$5,267,690	\$938,634	\$90,922	\$0	\$6,538,570
Special Assessments	\$0	\$44,600	\$0	\$0	\$0	\$44,600
Depreciation/Amortization	\$0	\$0	\$0	\$2,343,374	\$0	\$2,343,374
State Revolving Loan Fund	\$0	\$0	\$0	\$0	\$0	\$0
Bond Escrow/Proceeds	\$0	\$0	\$12,550,000	\$0	\$0	\$12,550,000
Total Revenue Sources	\$16,119,587	\$14,018,862	\$21,672,243	\$30,614,246	\$1,140,257	\$83,565,195
Expenditures Uses by Type						
Personnel Services	\$7,653,450	\$2,290,388	\$0	\$2,443,290	\$159,994	\$12,547,122
Operating Expenses	\$3,206,092	\$2,319,150	\$819,484	\$7,425,460	\$658,424	\$14,428,610
Capital Expenditures	\$1,927,385	\$9,310,500	\$22,966,460	\$2,362,926	\$90,000	\$36,657,271
Bond Principal Payments	\$0	\$0	\$0	\$4,103,551	\$0	\$4,103,551
Transfers to Other Funds	\$3,332,660	\$47,520	\$262,558	\$131,392	\$0	\$3,774,130
Total Expenditure Uses--Type	\$16,119,587	\$13,967,558	\$24,048,502	\$16,466,619	\$908,418	\$71,510,684
Expenditures Uses by Function						
Public Works (Streets, Engineering, Airport)	\$4,886,965	\$70,000	\$7,885,713	\$0	\$908,418	\$13,751,096
General Government (Manager, Finance, Community Development, MIS, Attorney, Commission)	\$2,346,930	\$0	\$0	\$0	\$0	\$2,346,930
Public Safety (Police, Fire, 911 / Dispatch)	\$4,311,453	\$887,744	\$0	\$0	\$0	\$5,199,197
Culture/Recreation (Library, Parks, SAC, Golf)	\$809,392	\$11,720,957	\$15,431,460	\$326,579	\$0	\$28,288,388
Utilities (Water, Wastewater, Solid Waste)	\$0	\$0	\$0	\$16,008,648	\$0	\$16,008,648
Other (Special Approp., Transfers, Contingencies)	\$3,764,847	\$1,288,857	\$731,329	\$131,392	\$0	\$5,916,425
Total Expenditure Uses--Function	\$16,119,587	\$13,967,558	\$24,048,502	\$16,466,619	\$908,418	\$71,510,684

2020 Prposed Budget Mill Levy 2019 Payable in 2020



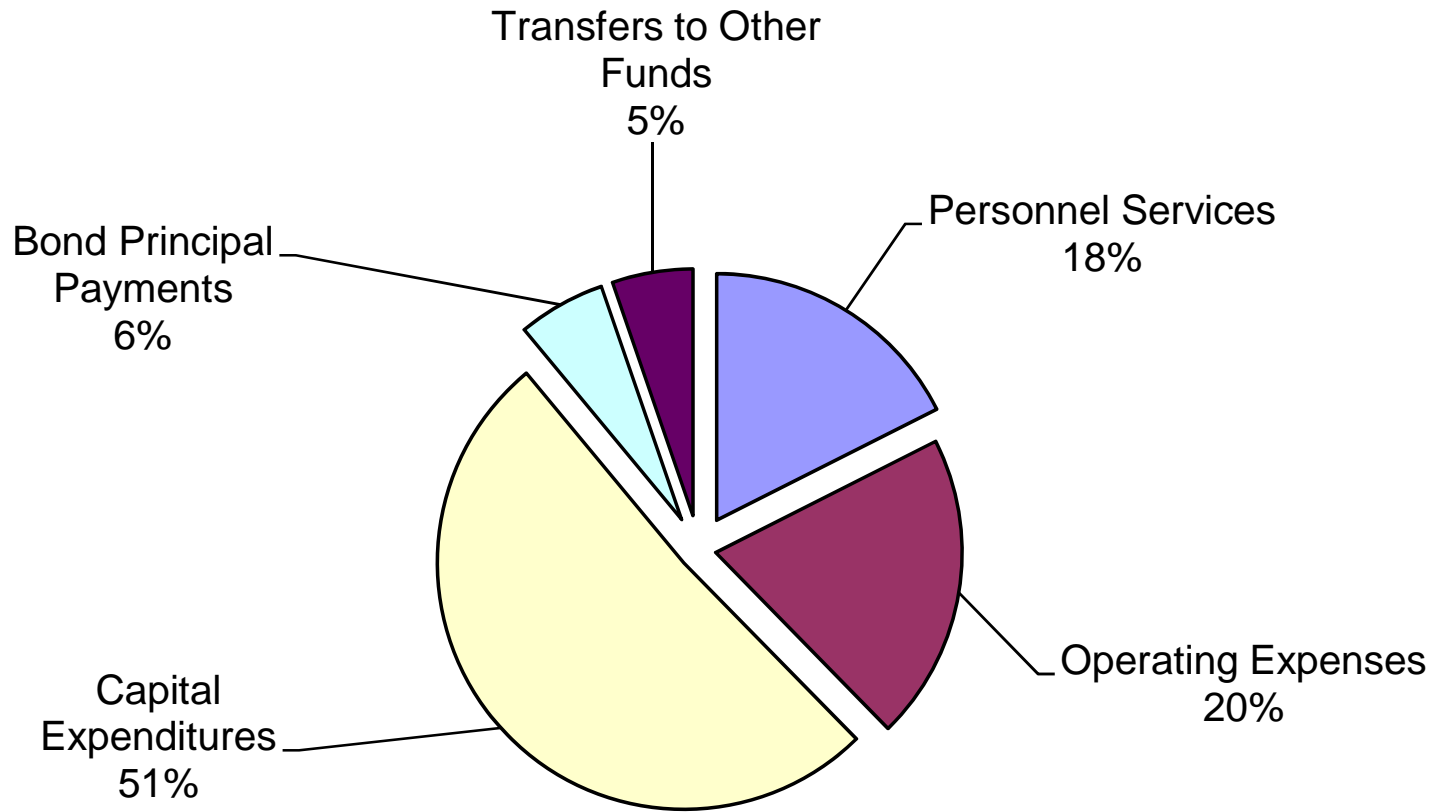
2020 PROPOSED BUDGET

Revenues by Sources



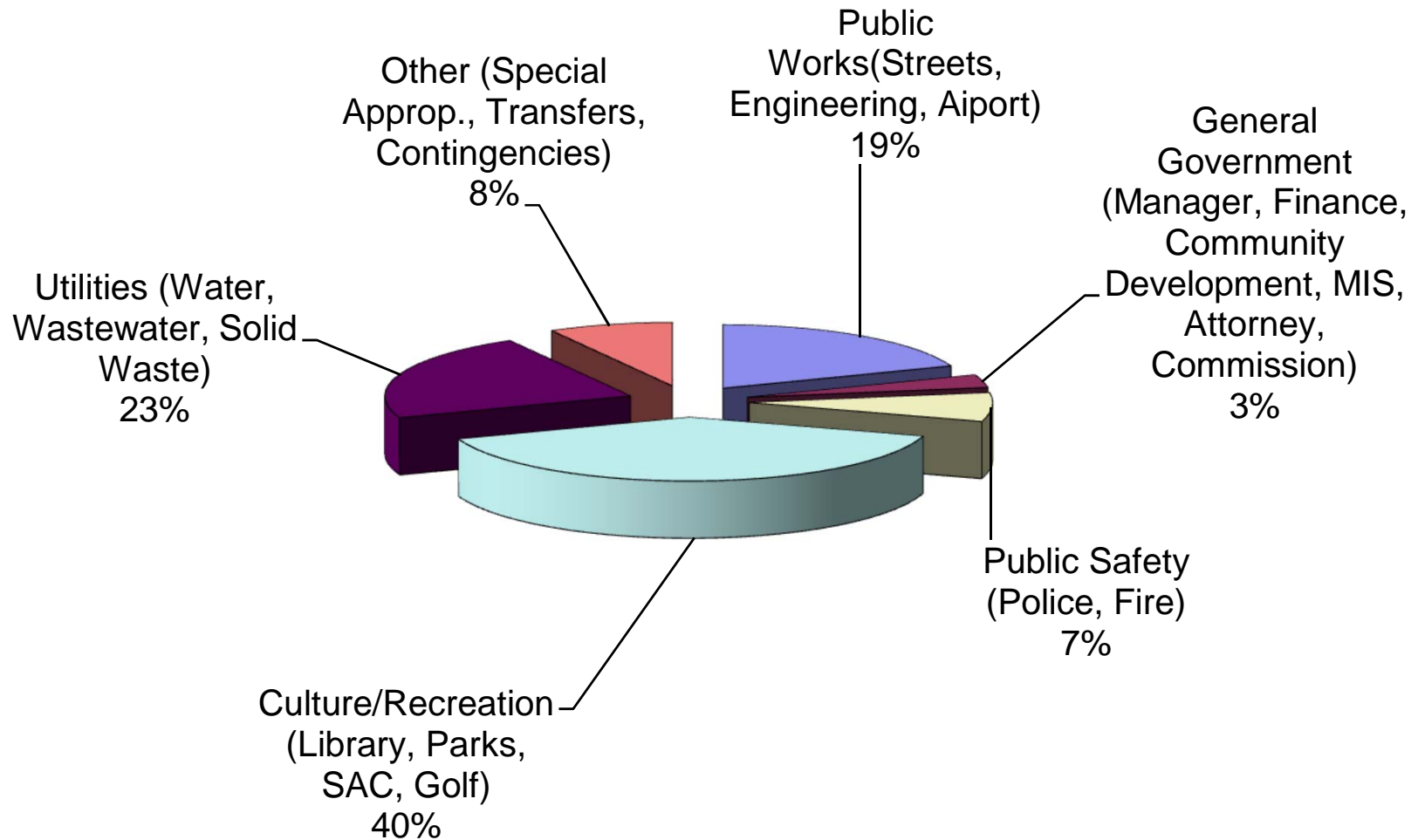
2020 PROPOSED BUDGET

Expenditures by Type



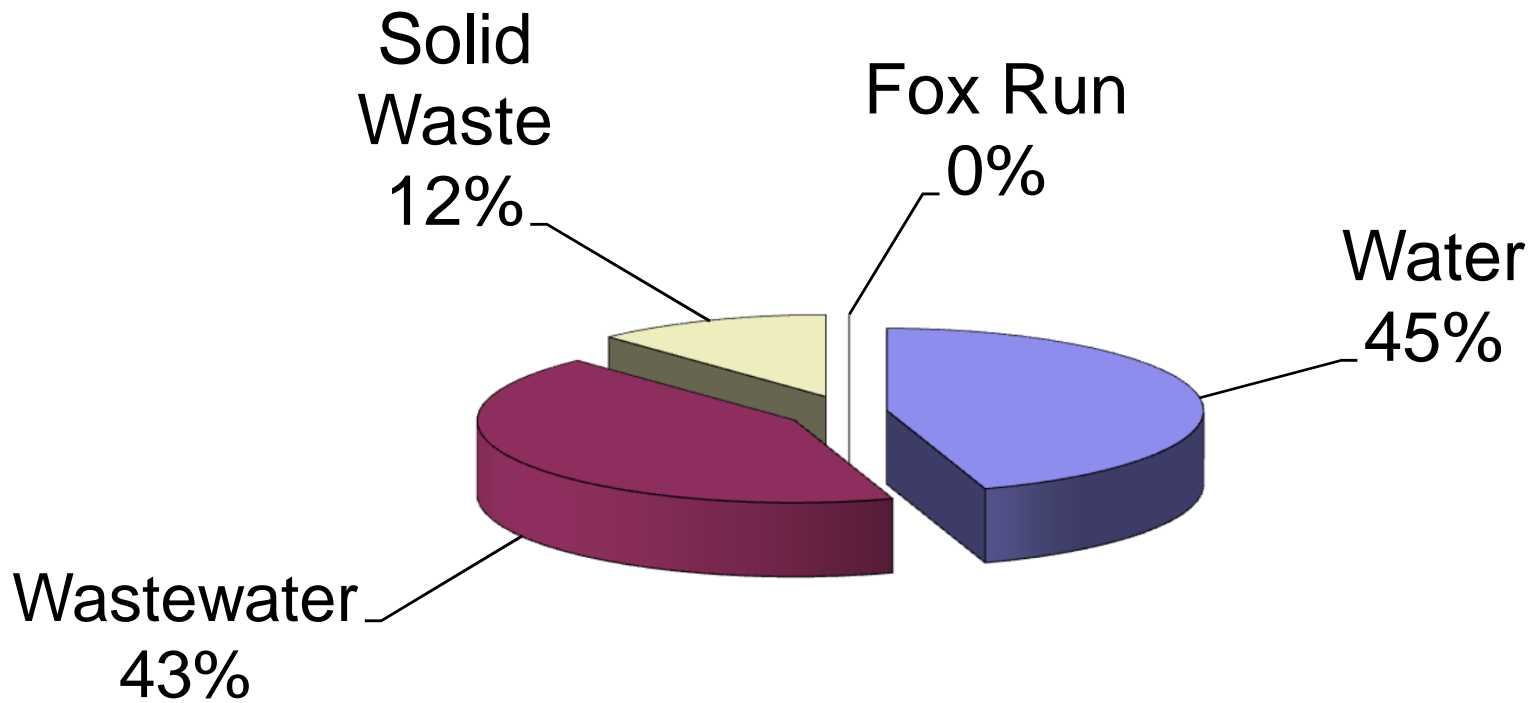
2020 PROPOSED BUDGET

Expenditures by Function



2020 PROPOSED BUDGET

Billing and Administration



City of Yankton
 PROPOSED 2020 BUDGET
 Administration

Calculation of Administration Charges to Enterprise

Department	Budget Amount	Percent to General	Percent to Enterprise	Amount to General	Amount to Enterprise	
City Commission	\$154,283	45%	55%	\$69,427	\$84,856	
City Manager's Office	\$388,639	45%	55%	\$174,888	\$213,751	
City Attorney	\$113,721	45%	55%	\$51,174	\$62,547	
Finance Office	\$683,044	30%	70%	\$204,913	\$478,131	
Information Services	\$466,561	45%	55%	\$209,952	\$256,609	
Community Development	\$540,682	45%	55%	\$243,307	\$297,375	
Engineering Office	\$687,501	35%	65%	\$240,625	\$446,876	
City Hall	\$325,379	45%	55%	\$146,421	\$178,958	
Parks & Recreation	\$1,723,262	75%	25%	\$1,292,447	\$430,816	
Total	\$5,083,072			\$2,633,154	\$2,449,918	\$1,457,566

Calculation of Cost Allocation to Enterprise Funds

Department	Revenue	% of Total Revenue	% based on fixed percentage	Amount of Admin	City Clean up week	Amount Charged
Water	\$7,305,453	54.65%	45.00%	\$655,905	\$0	\$688,700
Wastewater	\$4,196,993	31.40%	43.00%	\$626,754	\$0	\$658,092
Solid Waste	\$1,767,674	13.22%	12.00%	\$174,908	\$80,000	\$267,653
Fox Run	\$96,650	0.72%	0.00%	\$0	\$0	\$0
Total	\$13,366,770	100%	100%	\$1,457,567	\$80,000	\$1,614,445



VALUE OF YOUR CITY OF YANKTON DOLLAR

The following list represents a sampling of the City services provided for the \$32.73 per month:

Fire Protection	Public Works
Police Protection	Municipal Airport
Street Marking	Building Inspection
Street Maintenance	Municipal Band
Street Lighting	Public Library
Street Sweeping	Snow Removal
Senior Citizens Center	Swimming Pool
Animal Control	Recreation Programs

For comparison purposes, the following items denote common monthly expenses for a Yankton family:

- * Two 16 gallon tanks of unleaded self-serve fuel at \$2.89 per gallon would cost \$92.56.
- * Four gallons of 2% milk at 3.89 per gallon would cost \$15.56.
- * Digital cable television service would cost the consumer \$56.95 per month.
- * Basic cell phone/smartphone line access and unlimited data service charges for one phone is \$80.00 per month. This does not include the monthly or retail price of the phone.
- * An average residential electric bill of 800 kwh per month would cost \$106.45.

ACTUAL VALUE OF HOME = \$100,000

To determine City tax liability multiply taxable valuation by adopted mill levy

$$\$100,000 \times .907^* \times .00433 = 392.73$$

TAXABLE VALUATION: \$90,700 (\$100,000 x .907)

CITY TAX LIABILITY: \$392.73

MONTHLY EXPENSE FOR CITY SERVICES

To determine the monthly expense for City services divide tax liability by 12 months

$$\$392.73 \div 12 = \$32.73 \text{ per month}$$

* 2019 valuation 90.7% of full and true value

Legal Debt Worksheet

12-31-17
Assessed Value

Total Munic Assd Value	\$ 982,650,470.00	Addit. 10% Debt
5% Legal Debt Margin	\$ 49,132,523.50	\$ 98,265,047.00

Issuance	Mature	Outstanding Balance 12-31-18	Assessed Value	Addit. 10% Debt
Sales Tax Rev. Bonds Series 2011A (\$2,670,000 @ 3%)	2031	\$ 1,935,000.00	\$ 1,935,000.00	
Less amount available for debt service:				
Waste Water Refunding Series 2011B (\$4,325,000 @ 2.6% avg.)	2020	\$ 985,000.00		
SRF Waste Water Loan #3 (\$6,130,000 @ 3.5%)	2023	\$ 1,946,158.17		
Pending Waste Water Loan #4 (\$3,330,000 @3.3%)	2034	\$ 1,820,448.23		
Sub-total		\$ 4,751,606.40		
Less amount available for debt service:		<u>\$ (513,233.33)</u>		
			\$ 4,238,373.07	
SRF Water Loan #1 (\$3,460,000 @ 3.5%)	2023	\$ 1,121,151.34		
SRF Water Loan #2 (881,430.53 @ 3.25%)	2029	\$ 553,435.26		
SRF Water Loan #3 (\$3,000,000 @ 3.25%)	2031	\$ 1,772,048.71		
SRF Water Loan #4 (\$1,980,000 @ 3%)	2031	\$ 1,371,819.81		
		<u>\$ 4,818,455.12</u>		
Water Loan #5 (\$12,850,000 @3%/\$1m. Princ. Forgiv./ 30 years)	2044		\$ 11,387,082.81	
Water Loan #6 (\$37,000,000 @2.25%/30 years) Pending	2047		\$ 20,650,568.28	
Sub-total				
Less amount available for debt service:		<u>\$ (570,529.99)</u>		<u>\$ (1,334,098.83)</u>
			\$ 4,247,925.13	\$ 30,703,552.26
Transfer Station Loan #1 (\$285,000 @ 3%)	2025	\$ 113,861.20		
Transfer Station Loan #2 (\$75,000 @ 3%)	2026	\$ 30,753.62		
Transfer Station Loan #3 (\$450,000 @ 2.25%/ten years)	2026	\$ 376,825.05		
Sub-total		\$ 521,439.87		
Less amount available for debt service:		<u>\$ (71,907.52)</u>		
			\$ 449,532.35	
Solid Waste Loan #1 (\$574,500 @ 2% / 10 Years)	2028	\$ 481,559.69		
Less amount available for debt service:		<u>\$ (52,568.96)</u>		
			\$ 428,990.73	
2009 Fire Stat.Cert.of Participation (\$2,420,000 @ 4.562 Avg. %)	2028	\$ 1,445,000.00	\$ 1,445,000.00	
Pending: (\$12,000,000 twenty years Pool opt out)				
Total Legal Debt			\$ 12,744,821.28	\$ 30,703,552.26
Additional Debt Available			\$ 36,387,702.22	\$ 67,561,494.74

City of Yankton
Proposed 2020 Budget

ANALYSIS OF CASH BALANCE, REVENUES, TRANSFERS
EXPENDITURES, AND APPROPRIATIONS FOR GENERAL FUND

Fund: General

ACCOUNT DESCRIPTION	2016 ACTUAL	2017 ACTUAL	2018 ACTUAL	2019 ADOPTED	2019 Y.T.D.	2019 ESTIMATED	2020 PROPOSED
Beginning Balance 1-1	\$5,184,215	\$5,353,865	\$5,751,236	\$2,321,860	\$7,027,812	\$7,027,812	\$3,530,717
Revenues:							
Current Property Taxes	\$2,471,412	\$2,519,173	\$2,567,104	\$2,684,845	\$1,457,157	\$2,684,845	\$2,778,871
Other Taxes	\$5,684,135	\$5,762,659	\$6,055,615	\$6,035,197	\$2,379,324	\$6,086,398	\$6,086,398
Licenses & Permits	\$358,588	\$437,955	\$314,758	\$349,675	\$151,907	\$324,800	\$329,675
Intergovernmental Revenues	\$802,899	\$743,343	\$798,349	\$692,087	\$365,810	\$741,724	\$780,502
Charges for Goods & Services	\$2,540,758	\$2,351,861	\$2,918,613	\$2,308,850	\$1,760,144	\$2,314,397	\$2,308,850
Fines & Forfeits	\$8,591	\$7,394	\$4,541	\$6,500	\$2,702	\$4,250	\$4,250
Miscellaneous	\$72,610	\$99,247	\$1,827,654	\$59,000	\$64,304	\$84,244	\$59,000
Total Revenue	\$11,938,993	\$11,921,632	\$14,486,634	\$12,136,154	\$6,181,348	\$12,240,658	\$12,347,546
Transfers In	\$178,577	\$201,515	\$168,810	\$2,241,324	\$136,392	\$2,242,761	\$241,324
Due To / Due From Other Funds	(\$5,730)	(\$1)	\$0	\$0	\$0	\$0	\$0
Total Funds Available	\$17,296,055	\$17,477,011	\$20,406,680	\$16,699,338	\$13,345,552	\$21,511,231	\$16,119,587
		\$12,123,146					
Transfers Out	\$2,939,088	\$2,499,131	\$2,467,351	\$5,822,179	\$2,780,205	\$5,358,924	\$3,332,660
Expenditures/Appropriations	\$9,003,103	\$9,226,644	\$10,911,517	\$12,714,070	\$4,435,696	\$12,621,591	\$12,786,927
Total Funds Committed	\$11,942,190	\$11,725,775	\$13,378,868	\$18,536,249	\$7,215,901	\$17,980,515	\$16,119,587
		11,725,776					
Ending Balance 12-31	\$5,353,865	\$5,751,236	\$7,027,812	(\$1,836,911)	\$6,129,651	\$3,530,717	\$0



City of Yankton
Proposed 2020 Budget

Fund: General

ACCOUNT NO.	DESCRIPTION	2016 ACTUAL	2017 ACTUAL	2018 ACTUAL	2019 ADOPTED	2019 Y.T.D.	2019 ESTIMATED	2020 PROPOSED
101 31xx	Property Tax Current	\$2,471,412	\$2,519,173	\$2,567,104	\$2,684,845	\$1,457,157	\$2,684,845	\$2,778,871
101 31xx	Property Tax All Prior	\$18,111	\$17,036	\$17,135	\$20,000	\$6,073	\$17,000	\$17,000
101 3128	Property Tax Mobile Home	\$48	\$7	\$0	\$50	\$0	\$0	\$0
101 3140	General Sales and Use Tax	\$5,132,933	\$5,204,528	\$5,417,958	\$5,425,147	\$2,035,052	\$5,479,398	\$5,479,398
101 3150	Yankton Road Tax	\$336,905	\$343,752	\$426,047	\$410,000	\$241,760	\$410,000	\$410,000
101 3155	Fire Station Opt-Out	\$190,064	\$190,652	\$188,941	\$175,000	\$95,664	\$175,000	\$175,000
101 3190	Pen. & Int. on Delinquent Tax	\$6,074	\$6,684	\$5,534	\$5,000	\$775	\$5,000	\$5,000
	Subtotal Taxes	\$8,155,547	\$8,281,832	\$8,622,719	\$8,720,042	\$3,836,481	\$8,771,243	\$8,865,269
101 3210	Liquor Licenses	\$54,420	\$54,755	\$54,160	\$46,000	\$10,980	\$46,000	\$46,000
101 3220	Other Licenses	\$26,773	\$26,746	\$26,335	\$25,000	\$4,331	\$25,000	\$25,000
101 3230	Permits	\$43,662	\$62,542	\$48,834	\$50,000	\$38,347	\$45,000	\$50,000
101 3231	Zoning Fees	\$700	\$0	\$225	\$300	\$0	\$300	\$300
101 3232	Storm Water Permit Fee	\$1,200	\$1,240	\$660	\$1,100	\$620	\$1,100	\$1,100
101 3233	Golf Car Permits	\$125	\$600	\$250	\$275	\$400	\$400	\$275
101 3240	Cable TV Franchise	\$208,960	\$275,165	\$166,964	\$210,000	\$89,812	\$190,000	\$190,000
101 3241	Tower Lease	\$22,748	\$16,907	\$17,330	\$17,000	\$7,417	\$17,000	\$17,000
	Subtotal Licenses & Permits	\$358,588	\$437,955	\$314,758	\$349,675	\$151,907	\$324,800	\$329,675
101 3311	FEMA Fire Grant	\$0	\$0	\$0	\$0	\$17,869	\$17,869	\$0
101 3341	Mosquito Abatement Grant	\$0	\$0	\$0	\$20,000	\$0	\$10,560	\$5,000
101 3345	COPS More Grant	\$1,699	\$0	\$2,608	\$0	\$0	\$0	\$0
101 3347	Atty Gen Drug Control Fund	\$25,000	\$0	\$40,000	\$0	\$0	\$0	\$0
101 3349	Homeland Security Grant	\$1,230	\$14,490	\$0	\$0	\$22,526	\$22,526	\$0
101 3352	Bulletproof Partnership Grant	\$0	\$4,516	\$0	\$1,000	\$0	\$0	\$1,000
101 3353	Traffic Enforcement Grant	\$3,500	\$0	\$0	\$0	\$0	\$0	\$0
101 3354	Police Grant	\$6,020	\$5,512	\$0	\$0	\$0	\$0	\$0
101 3359	Fire Grant	\$0	\$0	\$0	\$0	\$0	\$0	\$95,000
101 3361	Liquor Tax Reversions	\$94,263	\$93,911	\$88,360	\$89,000	\$22,553	\$88,000	\$88,000
101 3362	Amusement Machine Fees	\$1,416	\$1,296	\$1,608	\$2,000	\$180	\$2,000	\$2,000
101 3363	State Road Aid	\$291,198	\$270,122	\$286,929	\$302,000	\$99,582	\$285,000	\$285,000
101 3366	Housing Authority Admin.	\$80,907	\$86,457	\$84,435	\$57,130	\$43,889	\$57,130	\$57,130
101 3372	10% Motor Vehicle Licenses	\$158,100	\$126,433	\$129,709	\$110,000	\$57,559	\$120,000	\$120,000
101 3373	Bank Franchise Fee	\$73,736	\$58,435	\$74,424	\$40,633	\$57,742	\$57,742	\$40,633
101 3374	County Share of Senior Citizens	\$18,874	\$35,402	\$38,038	\$31,324	\$7,081	\$32,068	\$47,739
101 3375	County Share of Airport Operations	\$15,000	\$15,000	\$15,000	\$15,000	\$15,000	\$15,000	\$15,000
101 3380	County Share of Library Budget	\$24,000	\$24,000	\$24,000	\$24,000	\$12,000	\$24,000	\$24,000
101 3390	Yankton School District - Police	\$7,956	\$7,769	\$13,238	\$0	\$9,829	\$9,829	\$0
	Subtotal Intergvt. Revenues	\$802,899	\$743,343	\$798,349	\$692,087	\$365,810	\$741,724	\$780,502

City of Yankton
Proposed 2020 Budget

Fund: General

ACCOUNT NO.	DESCRIPTION	2016 ACTUAL	2017 ACTUAL	2018 ACTUAL	2019 ADOPTED	2019 Y.T.D.	2019 ESTIMATED	2020 PROPOSED
101 3410	Billing and Admin to Enterprise	\$1,604,907	\$1,537,567	\$1,537,567	\$1,614,445	\$1,614,445	\$1,614,445	\$1,614,445
101 3418	Safety Town Registration	\$1,807	\$0	\$0	\$0	\$0	\$0	\$0
101 3420	Burglar Alarm	\$0	\$64	\$23	\$0	\$0	\$0	\$0
101 3421	Insurance Reports	\$685	\$837	\$684	\$600	\$389	\$600	\$600
101 3423	Kennel Fees	\$523	\$711	\$506	\$175	\$113	\$270	\$175
101 3428	Rural Fire District	\$36,896	\$102,698	\$0	\$10,000	\$0	\$10,000	\$10,000
101 3430	Eng. & Admin. Special Projects	\$271,386	\$180,974	\$641,921	\$140,000	\$0	\$140,000	\$140,000
101 3432	Assessments - Code Enforcement	\$5,258	\$2,879	\$6,044	\$2,500	\$4,668	\$4,668	\$2,500
101 3434	Assessment Roll-Interest	\$521	\$190	\$361	\$20	\$235	\$235	\$20
101 3436	Equipment & Material Chg-Enterprise	\$78,100	\$64,933	\$88,251	\$20,000	\$22,755	\$22,755	\$20,000
101 3437	Equip & Material Chg - Streets	\$204,775	\$129,736	\$289,692	\$200,000	\$0	\$200,000	\$200,000
101 3443	Airport Building Rental	\$45,725	\$37,617	\$34,106	\$45,000	\$12,651	\$45,000	\$45,000
101 3444	Airport Land Rental	\$37,056	\$37,721	\$33,630	\$28,000	\$19,949	\$28,000	\$28,000
101 3445	City Airport Fuel Sales	\$234,112	\$234,533	\$266,217	\$230,000	\$74,899	\$230,000	\$230,000
101 3446	Airport Self Fuel	\$290	\$569	\$0	\$500	\$489	\$500	\$500
101 3448	Airport - Other Taxable	\$492	\$155	\$389	\$500	\$16	\$500	\$500
101 3451	Non-Resident Library Cards	\$6,459	\$6,400	\$6,220	\$6,800	\$3,240	\$6,800	\$6,800
101 3452	Library A.V. Fees	\$937	\$577	\$376	\$500	\$198	\$500	\$500
101 3453	Library Long or (Short)	\$5	(\$9)	(\$22)	\$10	\$5	\$10	\$10
101 3454	Sale of Withdrawn Items	\$171	\$125	\$105	\$200	\$65	\$200	\$200
101 3455	Other - Library Revenues	\$1,599	\$1,551	\$951	\$1,500	\$612	\$1,500	\$1,500
101.3456	PC Printing	\$6,071	\$6,472	\$6,520	\$6,000	\$3,101	\$6,000	\$6,000
101 3490	Sale of Materials	\$14	\$151	\$0	\$100	\$0	\$100	\$100
101 3491	Other Non-Taxable	\$2,969	\$5,410	\$5,072	\$2,000	\$2,314	\$2,314	\$2,000
	Subtotal for Goods and Services	\$2,540,758	\$2,351,861	\$2,918,613	\$2,308,850	\$1,760,144	\$2,314,397	\$2,308,850
101 3510	Court Fines	\$2,929	\$2,689	\$1,645	\$3,000	\$330	\$1,600	\$1,600
101 3511	Parking Fines	\$2,970	\$2,635	\$1,910	\$3,000	\$1,780	\$2,000	\$2,000
101 3520	Library Fines	\$2,692	\$2,070	\$986	\$500	\$592	\$650	\$650
	Subtotal Fines	\$8,591	\$7,394	\$4,541	\$6,500	\$2,702	\$4,250	\$4,250
101 3610	Interest	\$23,643	\$48,306	\$108,560	\$40,000	\$53,638	\$60,000	\$40,000
101 3612	Sale of Fixed Assets	\$9,444	\$28,566	\$47,927	\$10,000	\$0	\$10,000	\$10,000
101 3614	Bond Proceeds	\$0	\$0	\$1,590,000	\$0	\$0	\$0	\$0
101 3615	Misc Reimbursements	\$31,295	\$14,068	\$16,951	\$4,000	\$1,149	\$4,000	\$4,000
101 3640	Compensation for Loss & Damage	\$6,478	\$6,784	\$20,862	\$3,000	\$8,174	\$8,174	\$3,000
101 3641	Library Comp for Loss & Damage	\$1,670	\$1,523	\$2,169	\$1,500	\$773	\$1,500	\$1,500
101 3660	Private Donations	\$80	\$0	\$41,185	\$500	\$560	\$560	\$500
101 3701	Cash Long - Police	\$0	\$0	\$0	\$0	\$10	\$10	\$0
	Subtotal Miscellaneous	\$72,610	\$99,247	\$1,827,654	\$59,000	\$64,304	\$84,244	\$59,000
101 3923	From BBB (Airport Hanger)	\$24,838	\$27,605	\$15,000	\$0	\$0	\$0	\$0
101 3927	From 911 Fund / Dispatch	\$0	\$0	\$0	\$87,686	\$0	\$84,123	\$87,686
101 3928	From BID Fund (Administration)	\$3,001	\$2,949	\$3,072	\$2,900	\$0	\$2,900	\$2,900
101 3940	From Special Assessment/Capital	\$0	\$20,223	\$0	\$0	\$0	\$0	\$0
101 3950	From Capital Projects (GIS)	\$19,346	\$19,346	\$19,346	\$19,346	\$0	\$19,346	\$19,346
102 3950	From Capital Projects (Streets)	\$0	\$0	\$0	\$2,000,000	\$0	\$2,000,000	\$0
101 3960	From Utilities Promotion	\$131,392	\$131,392	\$131,392	\$131,392	\$131,392	\$131,392	\$131,392
101 3971	From TID #7	\$0	\$0	\$0	\$0	\$5,000	\$5,000	\$0
	Subtotal Other Sources	\$178,577	\$201,515	\$168,810	\$2,241,324	\$136,392	\$2,242,761	\$241,324
	Total General Fund	\$12,117,570	\$12,123,147	\$14,655,444	\$14,377,478	\$6,317,740	\$14,483,419	\$12,588,870

CITY COMMISSION AND MAYOR
ACCOUNT #101-101

PURPOSE OF THIS DEPARTMENT: Why does this department exist?

The City Commission is elected to set the general direction of City policy. The City Commission legislates by the passage of ordinances and resolutions. In addition, the Commission provides for the City's long-term planning.

DEPARTMENT PERSONNEL: 9 part-time Commissioners. Three are elected each year for three-year terms. The Commission elects a Mayor from within its ranks to preside at City Commission meetings.

City of Yankton
Proposed 2020 Budget

Fund: General		Function: General Government				Activity: City Commission		
ACCOUNT NO.	DESCRIPTION	2016 ACTUAL	2017 ACTUAL	2018 ACTUAL	2019 ADOPTED	2019 Y.T.D.	2019 ESTIMATED	2020 PROPOSED
101 101 102	Temp. Salaries & Wages	\$49,253	\$50,042	\$51,293	\$54,411	\$26,416	\$54,411	\$55,907
101 101 111	OASI	\$3,768	\$3,828	\$3,924	\$4,162	\$2,021	\$4,162	\$4,277
101 101 131	Worker's Compensation	\$78	\$93	\$124	\$97	(\$3)	\$124	\$136
101 101 133	Unemployment Insurance	\$222	\$225	\$41	\$263	\$6	\$250	\$263
101 101 141	Employee Committee	\$6,123	\$6,489	\$8,244	\$8,500	\$561	\$8,500	\$8,500
	Subtotal Personnel Services	\$59,444	\$60,677	\$63,626	\$67,433	\$29,001	\$67,447	\$69,083
101 101 201	Insurance	\$10,635	\$10,929	\$11,845	\$14,000	\$13,107	\$14,000	\$14,000
101 101 202	Professional Services	\$18,597	\$50,106	\$22,002	\$25,000	\$31,217	\$31,217	\$20,000
101 101 203	Audit	\$15,686	\$14,276	\$16,076	\$18,000	\$8,926	\$18,000	\$18,000
101 101 211	Publishing	\$8,041	\$9,507	\$7,816	\$10,000	\$3,587	\$9,000	\$9,000
101 101 232	Office Supplies	\$481	\$248	\$884	\$1,000	\$661	\$1,000	\$1,000
101 101 233	Printing & Binding	\$506	\$0	\$0	\$500	\$0	\$500	\$500
101 101 234	Copies	\$2,138	\$1,035	\$3,561	\$3,000	\$1,415	\$3,000	\$3,000
101 101 235	Subscriptions & Publications	\$0	\$0	\$0	\$200	\$0	\$200	\$200
101 101 261	Membership Dues	\$7,630	\$7,249	\$8,947	\$7,500	\$0	\$8,000	\$8,000
101 101 265	Conference & Meetings	\$12,229	\$711	\$5,393	\$12,000	\$807	\$11,000	\$11,000
101 101 267	Expense Allowance	\$0	\$0	\$0	\$500	\$0	\$500	\$500
	Subtotal Other Current Expenditure	\$75,943	\$94,061	\$76,524	\$91,700	\$59,720	\$96,417	\$85,200
	Total Expenditures	\$135,387	\$154,738	\$140,150	\$159,133	\$88,721	\$163,864	\$154,283

**CITY MANAGER
ACCOUNT #101-102**

PURPOSE OF THIS DEPARTMENT: Why does this department exist?

The City Manager's Office serves as the information center for the City, both within the organization and for the citizens of Yankton. The City Manager implements City Commission policy and other directives in accordance with South Dakota Codified Law (SDCL 9-10-15).

DEPARTMENT PERSONNEL: City Manager, 1 Administrative Assistant and 1 Human Resource Coordinator.

City of Yankton
Proposed 2020 Budget

Fund: General		Function: General Government				Activity: City Manager		
ACCOUNT NO.	DESCRIPTION	2016 ACTUAL	2017 ACTUAL	2018 ACTUAL	2019 ADOPTED	2019 Y.T.D.	2019 ESTIMATED	2020 PROPOSED
101 102 101	Regular Salaries & Wages	\$208,886	\$212,864	\$221,301	\$246,655	\$109,940	\$246,655	\$257,103
101 102 102	Temp. Salaries & Wages	\$0	\$0	\$3,949	\$1,500	\$0	\$1,500	\$3,000
101 102 103	Overtime Wages	\$0	\$0	\$261	\$350	\$355	\$355	\$350
101 102 111	OASI	\$15,717	\$16,053	\$17,011	\$19,011	\$8,381	\$19,011	\$19,925
101 102 121	Retirement	\$12,519	\$12,786	\$13,294	\$18,525	\$6,618	\$18,526	\$19,309
101 102 131	Worker's Compensation	\$352	\$408	\$526	\$482	(\$13)	\$555	\$611
101 102 132	Group Insurance	\$21,492	\$21,588	\$19,433	\$26,121	\$9,949	\$26,121	\$28,733
101 102 133	Unemployment Insurance	\$207	\$195	\$159	\$263	\$123	\$263	\$276
	Subtotal Personnel Services	\$259,173	\$263,894	\$275,934	\$312,907	\$135,353	\$312,986	\$329,307
101 102 201	Insurance	\$376	\$390	\$419	\$484	\$464	\$484	\$532
101 102 202	Professional Services	\$28,864	\$19,240	\$44,738	\$20,000	\$702	\$20,000	\$20,000
101 102 211	Publishing	\$0	\$0	\$0	\$4,000	\$0	\$4,000	\$4,000
101 102 221	Rep. & Maintenance-Equipment	\$0	\$0	\$0	\$500	\$32	\$500	\$500
101 102 231	Postage	\$2,235	\$665	\$2,966	\$3,000	\$305	\$1,000	\$3,000
101 102 232	Office Supplies	\$1,598	\$340	\$1,454	\$1,700	\$879	\$1,700	\$1,700
101 102 233	Printing & Binding	\$357	\$0	\$0	\$500	\$0	\$500	\$500
101 102 234	Copies	\$1,649	\$792	\$1,113	\$2,000	\$704	\$1,500	\$1,500
101 102 235	Subscriptions & Publications	\$266	\$299	\$220	\$500	\$179	\$500	\$500
101 102 261	Membership Dues	\$2,196	\$1,366	\$1,053	\$2,000	\$100	\$1,500	\$1,500
101 102 262	Mileage	\$4,800	\$4,800	\$4,800	\$6,000	\$2,400	\$5,000	\$5,000
101 102 264	Learning	\$61	\$65	\$0	\$3,000	\$0	\$3,000	\$3,000
101 102 265	Conference & Meetings	\$13,300	\$4,298	\$4,356	\$8,000	\$1,613	\$8,000	\$8,000
101 102 271	Telephone	\$3,073	\$3,094	\$3,139	\$3,600	\$1,598	\$3,600	\$3,600
	Subtotal Other Current Expenditures	\$58,775	\$35,349	\$64,258	\$55,284	\$8,976	\$51,284	\$53,332
101 102 350	Equipment	\$0	\$0	\$7,389	\$1,000	\$1,805	\$2,805	\$6,000
	Subtotal Capital Expenditures	\$0	\$0	\$7,389	\$1,000	\$1,805	\$2,805	\$6,000
	Total Expenditures	\$317,948	\$299,243	\$347,581	\$369,191	\$146,134	\$367,075	\$388,639

CITY ATTORNEY
ACCOUNT #101-103

PURPOSE OF THIS DEPARTMENT: Why does this department exist?

The purpose of the City Attorney is to serve as the legal consultant, advisor, and representative for the City of Yankton.

DEPARTMENT PERSONNEL: 1 City Attorney and 1 Assistant City Attorney.

City of Yankton
Proposed 2020 Budget

Fund: General		Function: General Government				Activity: City Attorney		
ACCOUNT NO.	DESCRIPTION	2016 ACTUAL	2017 ACTUAL	2018 ACTUAL	2019 ADOPTED	2019 Y.T.D.	2019 ESTIMATED	2020 PROPOSED
101 103 102	Temp. Salaries & Wages	\$41,402	\$42,550	\$44,163	\$45,823	\$23,031	\$45,823	\$47,764
101 103 111	OASI	\$3,167	\$3,255	\$3,378	\$3,505	\$1,762	\$3,505	\$3,654
101 103 131	Worker's Compensation	\$71	\$83	\$94	\$94	(\$2)	\$110	\$121
101 103 133	Unemployment Insurance	\$68	\$67	\$48	\$182	\$48	\$173	\$182
	Subtotal Personnel Services	\$44,708	\$45,955	\$47,683	\$49,604	\$24,839	\$49,611	\$51,721
101 103 202	Professional Services	\$791	\$2,249	\$52,045	\$45,000	\$5,828	\$45,000	\$60,000
101 103 235	Subscriptions & Publications	\$1,120	\$1,286	\$1,480	\$2,000	\$851	\$2,000	\$2,000
	Subtotal Other Current Expenditures	\$1,911	\$3,535	\$53,525	\$47,000	\$6,679	\$47,000	\$62,000
	Total Expenditures	\$46,619	\$49,490	\$101,208	\$96,604	\$31,518	\$96,611	\$113,721

FINANCE OFFICE
ACCOUNT #101-104

PURPOSE OF THIS DEPARTMENT: Why does this department exist?

The primary mission of the Yankton Finance Department is to provide comprehensive and accurate financial services and records management in an efficient manner to ensure the delivery of high quality public services and accountability to its constituents.

DEPARTMENT PERSONNEL: 1 Finance Officer, 1 Deputy Finance Officer, 1 Computer Operator, 1 Municipal Records Clerk, 1 Utility Customer Service Clerk, and 3 Accounting Clerks.

City of Yankton
Proposed 2020 Budget

Fund: General		Function: General Government				Activity: Finance Office		
ACCOUNT NO.	DESCRIPTION	2016 ACTUAL	2017 ACTUAL	2018 ACTUAL	2019 ADOPTED	2019 Y.T.D.	2019 ESTIMATED	2020 PROPOSED
101 104 101	Regular Salaries & Wages	\$409,625	\$418,616	\$423,882	\$461,319	\$210,008	\$461,319	\$480,860
101 104 103	Overtime Wages	\$0	\$0	\$0	\$100	\$0	\$100	\$100
101 104 111	OASI	\$30,001	\$30,325	\$30,231	\$35,299	\$15,095	\$35,299	\$36,793
101 104 121	Retirement	\$24,564	\$25,070	\$25,433	\$27,685	\$12,600	\$27,685	\$28,858
101 104 131	Worker's Compensation	\$690	\$800	\$980	\$924	(\$24)	\$1,029	\$1,132
101 104 132	Group Insurance	\$56,985	\$55,983	\$50,308	\$67,739	\$26,161	\$67,739	\$74,513
101 104 133	Unemployment Insurance	\$548	\$578	\$390	\$728	\$346	\$728	\$764
	Subtotal Personnel Services	\$522,413	\$531,372	\$531,224	\$593,794	\$264,186	\$593,899	\$623,020
101 104 201	Insurance	\$680	\$705	\$757	\$854	\$838	\$854	\$939
101 104 202	Professional Services	\$20,164	\$23,333	\$22,343	\$25,000	\$10,106	\$25,000	\$25,000
101 104 204	Election	\$220	\$8,908	\$16,881	\$9,500	\$9,747	\$10,000	\$10,000
101 104 211	Publishing	\$39	\$0	\$71	\$135	\$48	\$1,000	\$135
101 104 221	Rep. & Maintenance-Equipment	\$74	\$0	\$3	\$400	\$0	\$400	\$400
101 104 231	Postage	\$2,460	\$2,287	\$2,321	\$2,900	\$1,002	\$2,900	\$2,900
101 104 232	Office Supplies	\$2,539	\$3,440	\$2,828	\$5,000	\$1,455	\$5,000	\$5,000
101 104 233	Printing & Binding	\$738	\$324	\$608	\$1,000	\$0	\$1,000	\$1,000
101 104 234	Copies	\$3,941	\$3,185	\$4,962	\$5,000	\$2,287	\$5,000	\$5,000
101 104 235	Subscriptions & Publications	\$208	\$262	\$283	\$2,000	\$271	\$2,000	\$2,000
101 104 261	Membership Dues	\$510	\$520	\$520	\$650	\$280	\$650	\$650
101 104 264	Learning	\$385	\$167	\$250	\$1,500	\$245	\$1,500	\$1,500
101 104 265	Conference & Meetings	\$137	\$140	\$15	\$500	\$75	\$500	\$500
101 104 271	Telephone	\$3,386	\$3,443	\$3,544	\$4,000	\$1,845	\$4,000	\$4,000
	Subtotal Other Current Expenditures	\$35,481	\$46,714	\$55,386	\$58,439	\$28,199	\$59,804	\$59,024
101 104 350	Equipment	\$0	\$0	\$0	\$1,000	\$0	\$56,000	\$1,000
	Subtotal Capital Expenditures	\$0	\$0	\$0	\$1,000	\$0	\$56,000	\$1,000
	Total Expenditures	\$557,894	\$578,086	\$586,610	\$653,233	\$292,385	\$709,703	\$683,044

INFORMATION & TECHNOLOGY SERVICES

ACCOUNT #101-105

PURPOSE OF THIS DEPARTMENT: Why does this department exist?

The vision of the department is to advance the City of Yankton through the effective deployment of information technology. The department is committed to improving the quality and types of services available cost effectively.

DEPARTMENT PERSONNEL: 1 Director of Information and Technology Services, 1 Communications & IT Systems Analyst, and 1 GIS Analyst.

City of Yankton
Proposed 2020 Budget

Fund: General		Function: General Government				Activity: Information & Technology Services		
ACCOUNT NO.	DESCRIPTION	2016 ACTUAL	2017 ACTUAL	2018 ACTUAL	2019 ADOPTED	2019 Y.T.D.	2019 ESTIMATED	2020 PROPOSED
101 105 101	Regular Salaries & Wages	\$146,893	\$181,601	\$189,231	\$252,626	\$92,871	\$252,626	\$263,327
101 105 102	Temp. Salaries & Wages	\$0	\$0	\$0	\$5,600	\$0	\$5,600	\$5,600
101 105 111	OASI	\$10,606	\$13,093	\$13,717	\$19,754	\$6,801	\$19,754	\$20,573
101 105 121	Retirement	\$8,802	\$10,934	\$11,354	\$15,158	\$5,572	\$15,158	\$15,800
101 105 131	Worker's Compensation	\$237	\$386	\$504	\$446	(\$12)	\$530	\$583
101 105 132	Group Insurance	\$16,632	\$21,396	\$18,930	\$30,729	\$9,721	\$30,729	\$33,802
101 105 133	Unemployment Insurance	\$234	\$181	\$131	\$494	\$109	\$234	\$316
	Subtotal Personnel Services	\$183,404	\$227,591	\$233,867	\$324,807	\$115,062	\$324,631	\$340,001
101 105 201	Insurance	\$256	\$265	\$285	\$418	\$316	\$418	\$460
101 105 202	Professional Services	\$2,942	\$993	\$70	\$3,000	\$1,567	\$3,000	\$3,000
101 105 207	Services - PC Network	\$0	\$0	\$0	\$1,500	\$0	\$1,500	\$1,500
101 105 211	Publishing	\$0	\$0	\$0	\$250	\$0	\$250	\$250
101 105 221	Rep. & Maintenance-Equipment	\$654	\$1,154	\$862	\$2,000	\$45	\$2,000	\$2,000
101 106 224	Rep. & Maint. Central Garage	\$0	\$0	\$0	\$0	\$0	\$0	\$0
101 105 230	Supplies - PC Network	\$1,709	\$519	\$708	\$2,500	\$846	\$2,500	\$2,500
101 105 231	Postage	\$1	\$0	\$105	\$100	\$0	\$100	\$100
101 105 232	Office Supplies	\$97	\$125	\$509	\$500	\$0	\$500	\$500
101 105 233	Printing & Binding	\$0	\$0	\$0	\$0	\$0	\$0	\$0
101 105 234	Copies	\$85	\$92	\$124	\$100	\$59	\$150	\$150
101 105 235	Subscriptions & Publications - Software / Aer	\$23,256	\$23,784	\$28,443	\$30,000	\$2,238	\$35,000	\$35,000
101 105 261	Membership Dues	\$0	\$0	\$0	\$100	\$0	\$100	\$100
101 105 264	Learning	\$2,897	\$0	\$0	\$3,500	\$0	\$3,500	\$3,500
101 105 265	Conference & Meetings	\$40	\$97	\$2,916	\$2,000	\$0	\$2,000	\$2,000
101 105 270	Internet Access	\$18,223	\$22,309	\$36,649	\$25,000	\$2,456	\$30,000	\$35,000
101 105 271	Telephone	\$1,323	\$1,690	\$1,682	\$2,500	\$855	\$2,500	\$2,500
	Subtotal Other Current Expenditures	\$51,483	\$51,028	\$72,353	\$73,468	\$8,382	\$83,518	\$88,560
101 105 350	Equipment	\$23,390	\$45,059	\$16,805	\$185,452	\$3,410	\$185,452	\$38,000
	Subtotal Capital Expenditures	\$23,390	\$45,059	\$16,805	\$185,452	\$3,410	\$185,452	\$38,000
	Total Expenditures	\$258,277	\$323,678	\$323,025	\$583,727	\$126,854	\$593,601	\$466,561

COMMUNITY & ECONOMIC DEVELOPMENT
ACCOUNT #101-106

PURPOSE OF THIS DEPARTMENT: Why does this department exist?

To foster the continued development of a well-planned, healthy, and vibrant city with a strong economic base, excellent employment opportunities, and a wide range of diversified housing opportunities for the citizenry.

To protect the health, safety, and welfare of the citizens by providing exemplary customer service in the administration and enforcement of adopted building related codes and ordinances and to seek compliance to the Municipal Code by providing citizens guidance and direction for the resolution of problems and violations in a friendly, fair and impartial manner.

DEPARTMENT PERSONNEL: 1 Community & Economic Development Director; 1 Building Official; 1 Building Inspector; 1 Community Development Manager and 1 Community and Economic Development Assistant.

City of Yankton
Proposed 2020 Budget

Fund: **General** Function: **General Government** Activity: **Community Development**

ACCOUNT NO.	DESCRIPTION	2016 ACTUAL	2017 ACTUAL	2018 ACTUAL	2019 ADOPTED	2019 Y.T.D.	2019 ESTIMATED	2020 PROPOSED
101 106 101	Regular Salaries & Wages	\$284,300	\$273,576	\$304,739	\$329,416	\$175,340	\$329,416	\$343,370
101 106 102	Temp. Salaries & Wages	\$0	\$0	\$0	\$0	\$0	\$0	\$0
101 106 103	Overtime Wages	\$0	\$0	\$0	\$300	\$0	\$300	\$300
101 106 111	OASI	\$21,398	\$20,944	\$23,063	\$25,223	\$12,302	\$25,223	\$26,291
101 106 121	Retirement	\$16,950	\$16,578	\$18,284	\$19,783	\$9,876	\$19,783	\$20,620
101 106 131	Worker's Compensation	\$405	\$487	\$611	\$966	(\$15)	\$966	\$1,063
101 106 132	Group Insurance	\$34,072	\$31,299	\$32,072	\$51,244	\$18,550	\$51,244	\$56,368
101 106 133	Unemployment Insurance	\$409	\$346	\$245	\$450	\$254	\$429	\$450
	Subtotal Personnel Services	\$357,534	\$343,230	\$379,014	\$427,382	\$216,307	\$427,361	\$448,462
101 106 201	Insurance	\$418	\$433	\$466	\$564	\$515	\$564	\$620
101 106 202	Professional Services	\$763	\$546	\$7,729	\$7,500	\$446	\$7,500	\$7,500
101 106 204	Abatement	\$3,709	\$20,255	\$8,659	\$25,000	\$4,955	\$25,000	\$25,000
101 106 211	Publishing	\$1,329	\$1,068	\$1,772	\$1,000	\$118	\$1,000	\$1,000
101 106 221	Rep. & Maintenance-Equipment	\$13	\$0	\$0	\$100	\$120	\$120	\$100
101 106 222	Rep. & Maint.-Vehicles	\$1,368	\$0	\$29	\$500	\$63	\$500	\$500
101 106 224	Rep. & Maint. Central Garage	\$4,922	\$8,871	\$5,816	\$8,500	\$2,578	\$6,500	\$8,500
101 106 231	Postage	\$811	\$659	\$613	\$1,500	\$346	\$1,200	\$1,500
101 106 232	Office Supplies	\$1,305	\$585	\$963	\$1,000	\$990	\$1,000	\$1,000
101 106 234	Copies	\$1,862	\$1,322	\$2,301	\$1,700	\$684	\$1,700	\$2,000
101 106 235	Subscriptions & Publications	\$165	\$631	\$531	\$1,600	\$170	\$1,700	\$3,100
101 106 261	Membership Dues	\$1,899	\$1,884	\$1,221	\$2,000	\$635	\$2,000	\$2,000
101 106 262	Mileage	\$1,200	\$1,319	\$1,200	\$1,200	\$600	\$1,200	\$1,200
101 106 264	Learning	\$0	\$0	\$0	\$0	\$349	\$349	\$0
101 106 265	Conference & Meetings	\$3,041	\$3,127	\$2,303	\$3,500	\$1,023	\$3,500	\$3,500
101 106 271	Telephone	\$3,511	\$3,656	\$3,600	\$3,700	\$1,798	\$3,700	\$3,700
	Subtotal Other Current Expenditures	\$26,316	\$44,356	\$37,203	\$59,364	\$15,390	\$57,533	\$61,220
101 106 350	Equipment	\$5,992	\$7,990	\$2,085	\$0	\$0	\$0	\$31,000
	Subtotal Capital Expenditures	\$5,992	\$7,990	\$2,085	\$0	\$0	\$0	\$31,000
	Total Expenditures	\$389,842	\$395,576	\$418,302	\$486,746	\$231,697	\$484,894	\$540,682

CONTINGENCY FUND
ACCOUNT #101-109

PURPOSE OF THIS DEPARTMENT: Why does this department exist?

The purpose of the Contingency Fund is to reserve money in each year's budget to pay for unbudgeted and unexpected expenditures that may arise.

City of Yankton
Proposed 2020 Budget

Fund: General		Function: General Government			Activity: Contingency			
ACCOUNT NO.	DESCRIPTION	2016 ACTUAL	2017 ACTUAL	2018 ACTUAL	2019 ADOPTED	2019 Y.T.D.	2019 ESTIMATED	2020 PROPOSED
101 109 601	Contingency	\$0	\$0	\$0	\$300,000	\$0	\$300,000	\$300,000
	Total Expenditures	\$0	\$0	\$0	\$300,000	\$0	\$300,000	\$300,000

POLICE DEPARTMENT
ACCOUNT #101-111

PURPOSE OF THIS DEPARTMENT: Why does this department exist?

The Yankton Police Department's primary mission is to provide the highest quality public safety for the people who live, work, play and visit within the corporate limits of Yankton and to protect their property. We will constantly evaluate and improve our efforts to enhance public safety with the goal of improving the quality of life within the City of Yankton, while at the same time maintaining the respect for individual rights and human dignity.

DEPARTMENT PERSONNEL: 28 Sworn Officers including 1 Chief of Police, 2 Lieutenants, 2 Detectives, 5 Sergeants, 1 Community Service Officer, 16 Patrol Officers which includes 2 K-9 Units, 1 full-time School Resource Officer. Eight of the Police Officers serve as DARE Officers. The department is assisted by 2 Civilian Clerks.

City of Yankton
Proposed 2020 Budget

Fund: **General**

Function: **Public Safety**

Activity: **Police**

ACCOUNT NO.	DESCRIPTION	2016 ACTUAL	2017 ACTUAL	2018 ACTUAL	2019 ADOPTED	2019 Y.T.D.	2019 ESTIMATED	2020 PROPOSED
101 111 101	Regular Salaries & Wages	\$1,438,504	\$1,490,320	\$1,537,903	\$1,933,617	\$692,025	\$1,933,617	\$2,015,525
101 111 102	Temp. Salaries & Wages	\$18,059	\$18,381	\$53,668	\$22,400	\$764	\$22,400	\$22,400
101 111 103	Overtime Wages	\$77,406	\$70,943	\$71,920	\$70,000	\$38,628	\$80,000	\$80,000
101 111 111	OASI	\$113,853	\$116,940	\$122,861	\$154,990	\$54,100	\$155,755	\$162,021
101 111 121	Retirement	\$118,599	\$122,129	\$126,824	\$162,081	\$57,701	\$162,881	\$169,434
101 111 131	Worker's Compensation	\$38,147	\$44,072	\$50,295	\$49,104	(\$1,241)	\$53,000	\$58,300
101 111 132	Group Insurance	\$210,451	\$215,042	\$190,680	\$284,350	\$88,549	\$284,350	\$312,785
101 111 133	Unemployment Insurance	\$2,164	\$1,920	\$1,657	\$2,646	\$1,160	\$2,646	\$2,778
	Subtotal Personnel Services	\$2,017,183	\$2,079,747	\$2,155,808	\$2,679,188	\$931,686	\$2,694,649	\$2,823,243
101 111 201	Insurance	\$18,540	\$18,831	\$20,833	\$28,852	\$23,053	\$28,852	\$31,737
101 111 202	Professional Services	\$52,050	\$19,245	\$35,680	\$22,000	\$20,286	\$26,000	\$26,000
101 111 204	Contracted Services (Heartland)	\$0	\$0	\$0	\$20,000	\$20,000	\$20,000	\$20,000
101 111 211	Publishing	\$461	\$169	\$32	\$500	\$0	\$500	\$500
101 111 212	Rent for Safety Center	\$89,152	\$94,876	\$102,747	\$100,000	\$41,569	\$107,000	\$112,000
101 111 221	Rep. & Maintenance-Equipment	\$12,747	\$25,080	\$19,335	\$19,000	\$7,928	\$19,000	\$19,000
101 111 222	Rep.& Maint.-Vehicles	\$15,914	\$19,616	\$7,269	\$19,000	\$817	\$19,000	\$19,000
101 111 224	Rep. & Maint. Central Garage	\$83,568	\$95,992	\$83,298	\$90,000	\$32,152	\$90,000	\$90,000
101 111 231	Postage	\$3,703	\$3,941	\$4,140	\$2,650	\$1,508	\$3,000	\$3,000
101 111 232	Office Supplies	\$2,984	\$2,730	\$1,556	\$3,300	\$1,186	\$3,300	\$3,300
101 111 233	Printing & Binding	\$2,019	\$1,278	\$1,290	\$1,000	\$875	\$1,000	\$1,000
101 111 234	Copies	\$3,113	\$3,071	\$3,553	\$3,000	\$1,855	\$3,500	\$3,500
101 111 235	Subscriptions & Publications	\$1,298	\$189	\$202	\$300	\$133	\$300	\$300
101 111 240	Chemicals & Gases	\$1,937	\$0	\$1,503	\$3,500	\$0	\$3,500	\$3,500
101 111 243	Medical & Safety Supplies	\$1,862	\$1,384	\$957	\$900	\$156	\$1,000	\$1,000
101 111 244	Uniforms	\$9,353	\$8,290	\$11,992	\$8,550	\$4,276	\$9,000	\$9,000
101 111 246	K-9 Care	\$7,146	\$1,855	\$1,253	\$3,800	\$477	\$3,800	\$3,800
101 111 248	Photography Supplies	\$199	\$0	\$0	\$650	\$0	\$650	\$650
101 111 251	Public Education Expenditures	\$1,156	\$2,352	\$2,335	\$3,000	\$1,097	\$3,500	\$5,000
101 111 253	NTOA Learning - Homeland Security	\$0	\$0	\$7,000	\$0	\$0	\$5,000	\$15,000
101 111 261	Membership Dues	\$2,038	\$2,183	\$4,045	\$2,400	\$1,367	\$2,400	\$2,400
101 111 262	Mileage	\$2,531	\$2,471	\$1,725	\$2,900	\$564	\$2,900	\$2,900
101 111 263	Travel Expense	\$12,291	\$5,501	\$4,581	\$9,700	\$5,822	\$10,000	\$10,000
101 111 264	Learning	\$2,164	\$9,132	\$5,597	\$13,000	\$6,820	\$13,000	\$13,000
101 111 265	Conference & Meetings	\$3,158	\$1,255	\$1,965	\$2,800	\$703	\$2,800	\$2,800
101 111 266	Special Account-Detectives	\$1,117	\$60	\$2,591	\$3,000	\$2,985	\$4,000	\$4,000
101 111 267	Ammunition	\$6,395	\$6,129	\$10,995	\$11,400	\$4,044	\$11,400	\$11,400
101 111 271	Telephone	\$14,116	\$12,774	\$12,139	\$14,200	\$5,537	\$14,200	\$14,200
	Subtotal Other Current Expenditures	\$351,012	\$338,404	\$348,613	\$389,402	\$185,210	\$408,602	\$427,987
101 111 350	Equipment	\$78,919	\$315,926	\$130,531	\$616,526	\$72,443	\$606,369	\$272,300
101 111 570	Cash Short	\$0	\$0	\$27	\$0	\$0	\$0	\$0
	Subtotal Capital Expenditures	\$78,919	\$315,926	\$130,558	\$616,526	\$72,443	\$606,369	\$272,300
	Audit Adjustment							
	Total Expenditures	\$2,447,114	\$2,734,077	\$2,634,979	\$3,685,116	\$1,189,339	\$3,709,620	\$3,523,530

**ANIMAL CONTROL
ACCOUNT #101-113**

PURPOSE OF THIS DEPARTMENT: Why does this department exist?

This department provides animal control services for the City of Yankton and some assistance to other law enforcement departments in the area upon request.

City of Yankton
Proposed 2020 Budget

Fund: **General**

Function: **Public Safety**

Activity: **Animal Control**

ACCOUNT NO.	DESCRIPTION	2016 ACTUAL	2017 ACTUAL	2018 ACTUAL	2019 ADOPTED	2019 Y.T.D.	2019 ESTIMATED	2020 PROPOSED
101 113 101	Regular Salaries & Wages	\$36,794	\$19,005	\$0	\$0	\$0	\$0	\$0
101 113 103	Overtime Wages	\$381	\$0	\$0	\$0	\$0	\$0	\$0
101 113 111	OASI	\$2,768	\$1,419	\$0	\$0	\$0	\$0	\$0
101 113 121	Retirement	\$2,231	\$1,122	\$0	\$0	\$0	\$0	\$0
101 113 131	Worker's Compensation	\$453	\$524	\$0	\$0	\$0	\$0	\$0
101 113 132	Group Insurance	\$7,164	\$3,026	\$0	\$0	\$0	\$0	\$0
101 113 133	Unemployment Insurance	\$68	\$64	\$0	\$0	\$0	\$0	\$0
	Subtotal Personnel Services	\$49,859	\$25,160	\$0	\$0	\$0	\$0	\$0
101 113 201	Insurance	\$532	\$551	\$0	\$0	\$0	\$0	\$0
101 113 202	Contracted Services	\$6,570	\$4,242	\$20,000	\$0	\$0	\$0	\$0
101 113 221	Rep. & Maintenance-Equipment	\$15	\$65	\$0	\$0	\$0	\$0	\$0
101 113 223	Rep. & Maintenance-Buildings	\$1,749	\$0	\$0	\$0	\$0	\$0	\$0
101 113 224	Rep. & Maint.-Central Garage	\$2,414	\$3,074	\$2,867	\$0	\$0	\$0	\$0
101 113 233	Printing	\$136	\$0	\$0	\$0	\$0	\$0	\$0
101 113 244	Uniforms	\$8	\$0	\$0	\$0	\$0	\$0	\$0
101 113 246	Animal Shelter Expense	\$1,534	\$1,071	\$175	\$0	\$0	\$0	\$0
101 113 265	Conference & Meetings	\$10	\$0	\$0	\$0	\$0	\$0	\$0
	Subtotal Other Current Expenditures	\$12,968	\$9,003	\$23,042	\$0	\$0	\$0	\$0
101 113 350	Equipment	\$0	\$0	\$1,140	\$0	\$0	\$0	\$0
	Subtotal Capital Expenditures	\$0	\$0	\$1,140	\$0	\$0	\$0	\$0
	Total Expenditures	\$62,827	\$34,163	\$24,182	\$0	\$0	\$0	\$0

**FIRE DEPARTMENT
ACCOUNT #101-114**

PURPOSE OF THIS DEPARTMENT: Why does this department exist?

The Yankton Fire Department will safely provide fire and emergency services that protect the lives of all who live in, visit, work or invest in Yankton and the surrounding area.

Departmental Personnel: 1 Fire Chief, 1 Fire Marshal / Deputy Chief and 50 Volunteer Firefighters.

City of Yankton
Proposed 2020 Budget

Fund: General		Function: Public Safety				Activity: Fire Department		
ACCOUNT NO.	DESCRIPTION	2016 ACTUAL	2017 ACTUAL	2018 ACTUAL	2019 ADOPTED	2019 Y.T.D.	2019 ESTIMATED	2020 PROPOSED
101 114 101	Regular Salaries & Wages	\$147,379	\$153,941	\$162,954	\$164,461	\$77,113	\$169,773	\$176,965
101 114 111	OASI	\$11,129	\$11,749	\$12,330	\$12,581	\$5,859	\$12,988	\$13,538
101 114 121	Retirement	\$11,787	\$12,436	\$13,036	\$13,157	\$6,169	\$13,582	\$14,157
101 114 131	Worker's Compensation	\$6,510	\$7,545	\$8,513	\$7,642	(\$210)	\$8,513	\$9,364
101 114 132	Group Insurance	\$14,328	\$14,392	\$12,999	\$21,776	\$6,633	\$19,796	\$21,776
101 114 133	Unemployment Insurance	\$138	\$137	\$100	\$158	\$77	\$150	\$158
	Subtotal Personnel Services	\$191,271	\$200,200	\$209,932	\$219,775	\$95,641	\$224,802	\$235,958
101 114 201	Insurance	\$21,662	\$18,664	\$22,378	\$24,000	\$19,026	\$23,000	\$24,000
101 114 202	Professional Services	\$24,665	\$22,455	\$16,259	\$31,000	\$4,734	\$22,500	\$28,500
101 114 205	Examinations	\$14,989	\$16,644	\$11,697	\$17,000	\$3,418	\$16,500	\$17,000
101 114 221	Rep. & Maintenance-Equipment	\$7,940	\$14,318	\$8,007	\$16,000	\$3,743	\$12,000	\$16,000
101 114 222	Rep.& Maint.-Vehicles	\$3,253	\$4,987	\$3,000	\$8,000	\$292	\$6,000	\$8,000
101 114 223	Rep & Maint.-Bldgs.	\$9,820	\$4,065	\$6,816	\$8,000	\$5,347	\$6,000	\$8,000
101 114 224	Rep. & Maint. Central Garage	\$4,894	\$4,916	\$4,598	\$11,000	\$3,047	\$8,000	\$11,000
101 114 225	Mobile Command Post	\$349	\$3,570	\$217	\$1,000	\$407	\$750	\$1,000
101 114 226	Rep. & Maint. - Rural App	\$824	\$465	\$442	\$1,000	\$26	\$500	\$1,000
101 114 231	Postage	\$240	\$527	\$474	\$500	\$297	\$400	\$500
101 114 232	Office Supplies	\$541	\$825	\$564	\$1,000	\$269	\$700	\$1,000
101 114 233	Printing & Binding	\$94	\$0	\$66	\$350	\$0	\$250	\$350
101 114 234	Copies	\$25	\$212	\$20	\$200	\$69	\$175	\$200
101 114 235	Subscriptions & Publications	\$2,817	\$2,280	\$2,319	\$3,000	\$1,496	\$3,000	\$3,000
101 114 240	Chemicals & Gases	\$258	\$308	\$657	\$1,000	\$329	\$750	\$1,000
101 114 243	Medical & Safety Supplies	\$283	\$0	\$286	\$1,000	\$35	\$800	\$1,000
101 114 244	Uniforms & Dry Goods	\$244	\$519	\$888	\$1,500	\$1,145	\$1,250	\$1,500
101 114 247	Small Tools & Hardware	\$2,498	\$3,925	\$1,070	\$2,700	\$747	\$2,000	\$2,700
101 114 261	Membership Dues	\$1,913	\$2,858	\$1,884	\$2,400	\$495	\$2,400	\$2,400
101 114 263	Travel Expense	\$51	\$59	\$506	\$1,500	(\$8)	\$1,250	\$1,500
101 114 264	Learning	\$3,196	\$865	\$5,948	\$15,000	\$13,144	\$15,000	\$15,000
101 114 265	Conference & Meetings	\$956	\$686	\$1,002	\$2,000	\$1,048	\$1,750	\$2,750
101 114 268	Prevention	\$4,530	\$361	\$2,084	\$3,200	\$0	\$3,000	\$3,200
101 114 271	Telephone	\$2,852	\$2,960	\$2,955	\$3,000	\$1,519	\$3,000	\$4,000
101 114 272	Electricity	\$6,603	\$7,254	\$8,296	\$7,800	\$4,100	\$7,500	\$7,800
101 114 273	Fuel-Heating	\$3,903	\$3,248	\$5,713	\$7,000	\$3,197	\$6,000	\$7,000
101 114 274	Water Service	\$3,399	\$4,205	\$4,258	\$4,000	\$914	\$4,200	\$4,500
101 114 275	Sewer Service	\$331	\$364	\$347	\$420	\$184	\$400	\$420
101 114 276	Landfill	\$325	\$288	\$288	\$300	\$180	\$300	\$300
	Subtotal Other Current Expenditures	\$123,455	\$121,828	\$113,039	\$174,870	\$69,200	\$149,375	\$174,620
101 114 350	Equipment	\$52,188	\$41,617	\$25,521	\$389,657	\$301,327	\$329,330	\$202,200
101 114 411	Interest Debt Service	\$80,280	\$76,290	\$50,343	\$36,123	\$18,061	\$34,698	\$33,760
101 114 431	Other Debt Service	\$2,495	\$495	\$36,478	\$1,425	\$495	\$1,425	\$1,425
101 114 441	Principal	\$105,000	\$110,000	\$1,675,000	\$135,000	\$0	\$135,000	\$135,000
	Subtotal Capital Expenditures	\$239,963	\$228,402	\$1,787,342	\$562,205	\$319,883	\$500,453	\$372,385
	Total Expenditures	\$554,689	\$550,430	\$2,110,313	\$956,850	\$484,724	\$874,630	\$782,963

**CIVIL DEFENSE
ACCOUNT #101-115**

PURPOSE OF THIS DEPARTMENT: Why does this department exist?

Civil Defense provides outdoor warning siren services for storms, fires, and other emergencies. This program also provides some emergency management, Haz-mat, and rescue functions.

City of Yankton
Proposed 2020 Budget

Fund: **General**

Function: **Public Safety**

Activity: **Civil Defense**

ACCOUNT NO.	DESCRIPTION	2016 ACTUAL	2017 ACTUAL	2018 ACTUAL	2019 ADOPTED	2019 Y.T.D.	2019 ESTIMATED	2020 PROPOSED
101 115 221	Rep. & Maintenance-Equipment	\$625	\$145	\$1,849	\$7,830	\$0	\$7,830	\$3,500
101 115 240	Chemicals & Gases	\$0	\$0	\$0	\$250	\$0	\$250	\$250
101 115 271	Telephone	\$3	\$3	\$3	\$10	\$1	\$10	\$10
101 115 272	Electricity	\$813	\$871	\$906	\$950	\$471	\$950	\$950
101 115 273	Fuel-Generator	\$218	\$199	\$214	\$250	\$92	\$250	\$250
	Subtotal Other Current Expenditures	\$1,659	\$1,218	\$2,972	\$9,290	\$564	\$9,290	\$4,960
101 115 350	Equipment	\$0	\$0	\$0	\$0	\$0	\$0	\$0
	Subtotal Capital Expenditures	\$0	\$0	\$0	\$0	\$0	\$0	\$0
	Total Expenditures	\$1,659	\$1,218	\$2,972	\$9,290	\$564	\$9,290	\$4,960

PUBLIC WORKS - ENGINEERING
ACCOUNT #101-122

PURPOSE OF THIS DEPARTMENT: Why does this department exist?

To support community growth, take actions that sustain and improve the quality of life for this community through good planning, accurate design and quality construction. To assist others in providing and maintaining proper community facilities and infrastructure.

DEPARTMENT PERSONNEL: 1 Public Works Director/City Engineer; 1 Civil Engineer; 2 Senior Engineering Techs; 1 Executive Director of the Yankton Housing and Redevelopment Commission; 1 Administrative Assistant of the Yankton Housing and Redevelopment Commission: (0.17), Office Specialist shared with JPA and Street Department.

City of Yankton
Proposed 2020 Budget

Fund: **General**

Function: **Public Services**

Activity: **Engineering**

ACCOUNT NO.	DESCRIPTION	2016 ACTUAL	2017 ACTUAL	2018 ACTUAL	2019 ADOPTED	2019 Y.T.D.	2019 ESTIMATED	2020 PROPOSED
101 122 101	Regular Salaries & Wages	\$363,809	\$360,624	\$372,235	\$444,065	\$186,649	\$444,065	\$462,876
101 122 102	Temp. Salaries & Wages	\$3,590	\$0	\$12,592	\$15,120	\$4,584	\$15,120	\$15,120
101 122 103	Overtime Wages	\$0	\$0	\$189	\$4,000	\$0	\$4,000	\$4,000
101 122 111	OASI	\$26,804	\$27,295	\$29,078	\$35,434	\$14,278	\$35,434	\$36,873
101 122 121	Retirement	\$21,161	\$21,697	\$22,345	\$26,884	\$11,152	\$26,884	\$28,013
101 122 131	Worker's Compensation	\$6,996	\$8,106	\$9,130	\$9,277	(\$225)	\$9,586	\$10,545
101 122 132	Group Insurance	\$43,579	\$43,955	\$39,637	\$67,544	\$20,222	\$67,544	\$74,298
101 122 133	Unemployment Insurance	\$503	\$410	\$343	\$568	\$307	\$568	\$596
	Subtotal Personnel Services	\$466,442	\$462,087	\$485,549	\$602,892	\$236,967	\$603,201	\$632,321
101 122 201	Insurance	\$1,058	\$770	\$828	\$1,164	\$916	\$1,164	\$1,280
101 122 202	Professional Services	\$1,515	\$2,926	\$3,059	\$20,000	\$399	\$20,000	\$20,000
101 122 211	Publishing	\$783	\$341	\$267	\$3,000	\$1,289	\$3,000	\$3,000
101 122 221	Rep. & Maintenance-Equipment	\$119	\$514	\$0	\$1,000	\$0	\$1,000	\$1,000
101 122 222	Rep. & Maintenance-Vehicles	\$0	\$0	\$19	\$200	\$0	\$200	\$200
101 122 224	Rep. & Maintenance-Central Garage	\$3,622	\$1,739	\$2,338	\$5,000	\$485	\$5,000	\$5,000
101 122 231	Postage	\$2,511	\$2,005	\$1,900	\$4,000	\$956	\$4,000	\$4,000
101 122 232	Office Supplies	\$1,125	\$307	\$1,654	\$2,500	\$1,387	\$2,500	\$2,500
101 122 234	Copies	\$2,697	\$2,278	\$3,681	\$4,000	\$2,004	\$4,000	\$4,000
101 122 235	Subscriptions & Publications	\$136	\$133	\$133	\$500	\$136	\$500	\$500
101 122 244	Uniforms & Dry Goods	\$0	\$0	\$39	\$50	\$36	\$50	\$50
101 122 261	Membership Dues	\$977	\$1,113	\$1,063	\$1,000	\$377	\$1,000	\$1,000
101 122 262	Mileage	\$2,700	\$2,600	\$2,600	\$2,700	\$1,300	\$2,700	\$2,700
101 122 263	Travel Expense	\$956	\$102	\$90	\$750	\$655	\$750	\$750
101 122 265	Conference & Meetings	\$3,770	\$381	\$2,964	\$4,500	\$1,237	\$4,500	\$4,500
101 122 271	Telephone	\$3,536	\$3,618	\$3,764	\$3,700	\$1,920	\$3,700	\$3,700
	Subtotal Other Current Expenditures	\$25,505	\$18,827	\$24,399	\$54,064	\$13,097	\$54,064	\$54,180
101 122 350	Equipment	\$32,025	\$8,267	\$0	\$3,500	\$598	\$3,500	\$1,000
	Subtotal Capital Expenditures	\$32,025	\$8,267	\$0	\$3,500	\$598	\$3,500	\$1,000
	Total Expenditures	\$523,972	\$489,181	\$509,948	\$660,456	\$250,662	\$660,765	\$687,501

STREET DEPARTMENT
ACCOUNT #101-123

PURPOSE OF THIS DEPARTMENT: Why does this department exist?

To optimize the use of available resources to construct and maintain surface transportation systems that support economic viability, promotes safe travel, and add aesthetically to the community.

DEPARTMENT PERSONNEL: 1 Public Works Manager, 1 Public Works Assistant Manager, 1 Lead Senior Equipment Operator, 5 Senior Equipment Operators, 5 Equipment Operators and (0.17) Office Specialist shared with JPA/Transfer Station and Public Works Administration.

City of Yankton
Proposed 2020 Budget

Fund: **General**

Function: **Public Services**

Activity: **Street Division**

ACCOUNT NO.	DESCRIPTION	2016 ACTUAL	2017 ACTUAL	2018 ACTUAL	2019 ADOPTED	2019 Y.T.D.	2019 ESTIMATED	2020 PROPOSED
101 123 101	Regular Salaries & Wages	\$543,663	\$550,208	\$557,908	\$690,018	\$260,106	\$690,018	\$719,247
101 123 102	Temp. Salaries & Wages	\$0	\$4,508	\$14,284	\$12,000	\$3,847	\$12,000	\$12,000
101 123 103	Overtime Wages	\$5,406	\$1,028	\$6,363	\$6,000	\$2,354	\$7,000	\$6,000
101 123 111	OASI	\$41,061	\$41,560	\$43,341	\$54,163	\$19,786	\$54,240	\$56,399
101 123 121	Retirement	\$32,970	\$33,102	\$33,887	\$41,761	\$15,693	\$41,821	\$43,515
101 123 131	Worker's Compensation	\$29,584	\$34,401	\$38,818	\$35,164	(\$957)	\$40,760	\$44,836
101 123 132	Group Insurance	\$102,682	\$101,068	\$87,245	\$203,805	\$40,640	\$185,277	\$203,805
101 123 133	Unemployment Insurance	\$804	\$821	\$618	\$1,071	\$480	\$1,020	\$1,071
	Subtotal Personnel Services	\$756,170	\$766,696	\$782,464	\$1,043,982	\$341,949	\$1,032,136	\$1,086,873
101 123 201	Insurance	\$18,775	\$18,973	\$20,053	\$24,140	\$21,788	\$24,140	\$26,554
101 123 202	Professional Services	\$1,613	\$3,034	\$1,246	\$3,000	\$724	\$3,000	\$3,000
101 123 204	Contracted Services-Weeds & Lots	\$0	\$0	\$0	\$600	\$0	\$600	\$600
101 123 205	Special Rubbish Tipping Fee	\$41	\$89	\$0	\$100	\$0	\$100	\$100
101 123 210	Flood Tipping Fee	\$0	\$0	\$0	\$0	\$14,147	\$15,000	\$0
101 123 221	Rep. & Maintenance-Equipment	\$6,393	\$6,264	\$6,380	\$6,600	\$3,613	\$6,600	\$6,600
101 123 223	Rep. & Maintenance-Buildings	\$599	\$535	\$108	\$1,000	\$9	\$1,000	\$1,000
101 123 224	Rep. & Maint. Central Garage	\$180,127	\$178,487	\$199,347	\$283,000	\$68,730	\$283,000	\$283,000
101 123 232	Office Supplies	\$264	\$357	\$466	\$300	\$93	\$300	\$300
101 123 233	Printing & Binding	\$567	\$529	\$313	\$500	\$513	\$513	\$500
101 123 234	Copies	\$15	\$1	\$5	\$50	\$31	\$50	\$50
101 123 235	Subscriptions & Publications	\$0	\$0	\$35	\$0	\$0	\$35	\$0
101 123 236	Janitorial Supplies	\$329	\$844	\$413	\$600	\$544	\$600	\$600
101 123 239	Road Materials	\$256,568	\$244,190	\$130,460	\$250,000	\$66,658	\$250,000	\$250,000
101 123 240	Chemicals and Gases	\$648	\$552	\$509	\$500	\$73	\$380	\$10,500
101 123 241	Agricultural Supplies	\$0	\$0	\$0	\$0	\$120	\$120	\$0
101 123 243	Medical and Safety Supplies	\$746	\$787	\$408	\$750	\$565	\$750	\$750
101 123 244	Uniforms and Dry Goods	\$1,000	\$500	\$986	\$1,000	\$429	\$1,000	\$1,000
101 123 247	Small Tools and Hardware	\$1,324	\$1,359	\$745	\$1,000	\$633	\$1,000	\$1,000
101 123 264	Learning	\$478	\$417	\$951	\$800	\$1,303	\$1,500	\$1,500
101 123 271	Telephone	\$5,522	\$5,517	\$5,661	\$6,000	\$2,708	\$6,000	\$6,000
101 123 272	Electricity	\$3,740	\$4,496	\$5,031	\$4,500	\$832	\$5,100	\$5,100
101 123 285	Storm Water II Requirements	\$532	\$0	\$649	\$700	\$552	\$700	\$700
	Subtotal Other Current Expenditures	\$479,281	\$466,931	\$373,766	\$585,140	\$184,065	\$601,488	\$598,854
101 123 320	Buildings & Structures	\$0	\$3	\$58,696	\$85,000	\$425	\$425	\$170,000
101 123 350	Equipment	\$423,554	\$266,145	\$239,387	\$370,000	\$31,081	\$370,000	\$385,400
	Subtotal Capital Expenditures	\$423,554	\$266,148	\$298,083	\$455,000	\$31,506	\$370,425	\$555,400
	Total Expenditures	\$1,659,005	\$1,499,775	\$1,454,313	\$2,084,122	\$557,520	\$2,004,049	\$2,241,127

**SNOW REMOVAL
ACCOUNT #101-124**

PURPOSE OF THIS DEPARTMENT: Why does this department exist?

Snow removal and sanding of icy streets.

DEPARTMENT PERSONNEL: City departmental personnel (primarily the Street Department) will provide snow removal. Overtime wages will be paid for all snow removal crews that work beyond their regular work hours.

City of Yankton
Proposed 2020 Budget

Fund: General		Function: Public Services				Activity: Snow & Ice Removal		
ACCOUNT NO.	DESCRIPTION	2016 ACTUAL	2017 ACTUAL	2018 ACTUAL	2019 ADOPTED	2019 Y.T.D.	2019 ESTIMATED	2020 PROPOSED
101 124 101	Regular Salaries & Wages	\$9,023	\$9,580	\$9,804	\$12,890	\$5,375	\$12,890	\$13,436
101 124 103	Overtime Wages	\$15,323	\$11,293	\$36,750	\$12,000	\$16,732	\$30,000	\$30,000
101 124 111	OASI	\$1,838	\$1,556	\$3,468	\$1,904	\$1,643	\$3,281	\$3,323
101 124 121	Retirement	\$1,461	\$1,252	\$2,793	\$1,493	\$1,327	\$1,493	\$2,606
101 124 132	Group Insurance	\$3,955	\$3,045	\$5,677	\$14,672	\$3,306	\$13,338	\$14,672
101 124 133	Unemployment Insurance	\$64	\$74	\$95	\$152	\$67	\$145	\$152
	Subtotal Personnel Services	\$31,664	\$26,800	\$58,587	\$43,111	\$28,450	\$61,147	\$64,189
101 124 201	Insurance	\$3,851	\$3,478	\$3,739	\$4,989	\$4,137	\$4,989	\$5,488
101 124 211	Publishing	\$37	\$38	\$34	\$100	\$0	\$100	\$100
101 124 221	Rep. & Maintenance-Equipment	\$1,203	\$7,874	\$967	\$4,500	\$31	\$4,500	\$4,500
101 124 222	Rep. & Maintenance-Vehicles	\$0	\$0	\$26	\$0	\$0	\$0	\$0
101 124 223	Rep. & Maintenance-Buildings	\$0	\$0	\$0	\$500	\$0	\$500	\$500
101 124 224	Rep. & Maint.-Central Garage	\$47,259	\$19,707	\$19,313	\$35,000	\$6,115	\$35,000	\$35,000
101 124 240	Chemicals	\$64,590	\$54,971	\$60,975	\$65,000	\$32,689	\$65,000	\$65,000
	Subtotal Other Current Expenditures	\$116,940	\$86,068	\$85,054	\$110,089	\$42,972	\$110,089	\$110,588
101 124 301	Capital Repairs and Maintenance	\$0	\$25,926	\$0	\$0	\$0	\$0	\$0
101 124 350	Equipment	\$123,232	\$41,087	\$15,000	\$190,000	\$20,943	\$190,000	\$92,000
	Subtotal Capital Expenditures	\$123,232	\$67,013	\$15,000	\$190,000	\$20,943	\$190,000	\$92,000
	Total Expenditures	\$271,836	\$179,881	\$158,641	\$343,200	\$92,365	\$361,236	\$266,777

CITY HALL
ACCOUNT #101-125

PURPOSE OF THIS DEPARTMENT: Why does this department exist?

To provide citizen and employee focused, high quality, well maintained facilities and services that support the cost effective use of the structures and grounds that fall under our supervision.

DEPARTMENT PERSONNEL: 1 Full-time Custodian and .6 Maintenance Technician whose duties are split among the City Hall, Library and Senior Citizen's Center.

City of Yankton
Proposed 2020 Budget

Fund: General		Function: Community Development				Activity: City Hall		
ACCOUNT NO.	DESCRIPTION	2016 ACTUAL	2017 ACTUAL	2018 ACTUAL	2019 ADOPTED	2019 Y.T.D.	2019 ESTIMATED	2020 PROPOSED
101 125 101	Regular Salaries & Wages	\$60,829	\$61,943	\$64,181	\$71,328	\$31,630	\$71,328	\$74,349
101 125 102	Temp. Salaries & Wages	\$0	\$0	\$0	\$500	\$0	\$500	\$500
101 125 103	Overtime Wages	\$0	\$0	\$0	\$500	\$0	\$500	\$500
101 125 111	OASI	\$4,575	\$4,660	\$4,832	\$5,495	\$2,401	\$5,495	\$5,726
101 125 121	Retirement	\$3,650	\$3,717	\$3,851	\$4,310	\$1,898	\$4,310	\$4,491
101 125 131	Worker's Compensation	\$2,136	\$2,607	\$2,892	\$2,277	(\$71)	\$3,036	\$3,340
101 125 132	Group Insurance	\$11,463	\$11,513	\$10,399	\$19,965	\$5,306	\$18,150	\$19,965
101 125 133	Unemployment Insurance	\$109	\$106	\$78	\$162	\$72	\$154	\$162
	Subtotal Personnel Services	\$82,762	\$84,546	\$86,233	\$104,537	\$41,236	\$103,473	\$109,033
101 125 201	Insurance	\$15,426	\$15,985	\$17,181	\$19,360	\$19,012	\$19,360	\$21,296
101 125 221	Rep. & Maintenance-Equipment	\$239	\$64	\$15	\$500	\$610	\$610	\$500
101 125 223	Rep. & Maintenance-Buildings	\$21,284	\$12,246	\$21,150	\$32,800	\$9,893	\$32,800	\$32,800
101 125 224	Rep. & Maint. Central Garage	\$1,411	\$2,376	\$188	\$2,000	\$1,235	\$2,000	\$2,000
101 125 236	Janitorial Supplies	\$4,567	\$3,955	\$4,446	\$4,500	\$2,281	\$4,500	\$4,500
101 125 247	Small Tools and Hardware	\$148	\$250	\$230	\$250	\$0	\$250	\$250
101 125 271	Telephone	\$252	\$252	\$252	\$300	\$126	\$300	\$300
101 125 272	Electricity	\$20,498	\$21,194	\$21,403	\$22,500	\$8,945	\$22,500	\$22,500
101 125 273	Fuel-Heating	\$5,878	\$6,413	\$8,293	\$9,000	\$5,828	\$9,000	\$9,000
101 125 274	Water Service	\$1,263	\$1,374	\$1,740	\$1,800	\$977	\$1,800	\$1,800
101 125 275	Sewer Service	\$589	\$574	\$827	\$1,000	\$468	\$1,000	\$1,000
101 125 276	Landfill	\$464	\$435	\$448	\$900	\$232	\$900	\$900
	Subtotal Other Current Expenditures	\$72,019	\$65,118	\$76,173	\$94,910	\$49,607	\$95,020	\$96,846
101 125 301	Capital Repairs and Maintenance	\$7,379	\$0	\$2,762	\$6,500	\$0	\$6,500	\$3,500
101 125 320	Buildings & Structures	\$0	\$0	\$0	\$10,000	\$0	\$10,000	\$15,000
101 125 350	Equipment	\$0	\$595	\$0	\$1,000	\$400	\$1,000	\$101,000
	Subtotal Capital Expenditures	\$7,379	\$595	\$2,762	\$17,500	\$400	\$17,500	\$119,500
	Total Expenditures	\$162,160	\$150,259	\$165,168	\$216,947	\$91,243	\$215,993	\$325,379

TRAFFIC CONTROL ACCOUNT #101-126

PURPOSE OF THIS DEPARTMENT: Why does this department exist?

This department provides street lighting and traffic control to streets, highways and school zones in the City of Yankton.

DEPARTMENT PERSONNEL: .5 Airport Signal and Maintenance Technician shared with the Airport.

City of Yankton
Proposed 2020 Budget

Fund: General		Function: Public Services				Activity: Traffic Control		
ACCOUNT NO.	DESCRIPTION	2016 ACTUAL	2017 ACTUAL	2018 ACTUAL	2019 ADOPTED	2019 Y.T.D.	2019 ESTIMATED	2020 PROPOSED
101 126 101	Regular Salaries & Wages	\$23,734	\$45,334	\$46,805	\$48,170	\$22,875	\$50,361	\$52,494
101 126 103	Overtime Wages	\$851	\$52	\$165	\$1,200	\$0	\$1,200	\$1,200
101 126 111	OASI	\$1,750	\$3,161	\$3,260	\$3,777	\$1,597	\$3,944	\$4,108
101 126 121	Retirement	\$1,439	\$2,759	\$2,818	\$2,962	\$1,372	\$2,962	\$3,222
101 126 131	Worker's Compensation	\$933	\$1,514	\$1,544	\$1,255	(\$38)	\$1,255	\$1,381
101 126 132	Group Insurance	\$3,495	\$6,945	\$6,117	\$7,689	\$3,105	\$7,689	\$8,458
101 126 133	Unemployment Insurance	\$30	\$69	\$47	\$111	\$41	\$106	\$111
	Subtotal Personnel Services	\$32,232	\$59,834	\$60,756	\$65,164	\$28,952	\$67,517	\$70,974
101 126 201	Insurance	\$2,584	\$2,677	\$2,877	\$3,486	\$3,184	\$3,486	\$3,835
101 126 221	Rep. & Maintenance-Equipment	\$17,890	\$8,612	\$10,956	\$12,000	\$11,767	\$12,000	\$12,000
101 126 222	Rep. & Maintenance-Vehicles	\$0	\$0	\$6	\$400	\$0	\$400	\$400
101 126 224	Rep. & Maint.-Central Garage	\$3,050	\$2,010	\$5,354	\$5,000	\$822	\$5,000	\$5,000
101 126 247	Small Tools and Hardware	\$511	\$462	\$596	\$500	\$246	\$500	\$500
101 126 264	Learning	\$472	\$725	\$0	\$1,000	\$0	\$1,000	\$1,000
101 126 272	Electricity-Street Lights	\$286,678	\$322,644	\$322,643	\$360,000	\$136,968	\$360,000	\$360,000
101 126 273	Fuel-Fire Feature	\$0	\$0	\$0	\$0	\$0	\$1,500	\$1,500
	Subtotal Other Current Expenditures	\$311,185	\$337,130	\$342,432	\$382,386	\$152,987	\$383,886	\$384,235
101 126 350	Equipment	\$1,190	\$22,119	\$0	\$61,000	\$15,928	\$45,000	\$195,000
	Subtotal Capital Expenditures	\$1,190	\$22,119	\$0	\$61,000	\$15,928	\$45,000	\$195,000
	Total Expenditures	\$344,607	\$419,083	\$403,188	\$508,550	\$197,867	\$496,403	\$650,209

AIRPORT
ACCOUNT #101-127

PURPOSE OF THIS DEPARTMENT: Why does this department exist?

The municipal airport function reflected by this budget is to accomplish:

- (A) The City's maintenance obligations for grounds, buildings, runway lighting, and snow removal;
- (B) Airport operations including fueling, de-icing, housing of transient aircraft, runway inspections, and other Airport Manager customer services.

DEPARTMENT PERSONNEL: .5 Airport Maintenance / Signal Technician shared with Traffic Control, and 1 Airport Supervisor.

City of Yankton
Proposed 2020 Budget

Fund: General		Function: Public Services				Activity: Chan Gurney Airport		
ACCOUNT NO.	DESCRIPTION	2016 ACTUAL	2017 ACTUAL	2018 ACTUAL	2019 ADOPTED	2019 Y.T.D.	2019 ESTIMATED	2020 PROPOSED
101 127 101	Regular Salaries & Wages	\$74,136	\$79,486	\$83,640	\$86,476	\$41,235	\$90,421	\$94,251
101 127 102	Temp. Salaries & Wages	\$15,117	\$16,408	\$17,355	\$24,080	\$8,105	\$24,080	\$24,080
101 127 103	Overtime Wages	\$1,538	\$0	\$269	\$500	\$0	\$500	\$500
101 127 111	OASI	\$6,847	\$7,118	\$7,513	\$8,496	\$3,646	\$8,496	\$9,091
101 127 121	Retirement	\$4,539	\$4,840	\$5,070	\$5,219	\$2,474	\$5,219	\$5,685
101 127 131	Worker's Compensation	\$1,327	\$1,538	\$1,967	\$1,597	(\$48)	\$1,597	\$1,757
101 127 132	Group Insurance	\$11,101	\$10,583	\$9,559	\$21,962	\$4,859	\$21,962	\$24,158
101 127 133	Unemployment Insurance	\$173	\$172	\$129	\$244	\$90	\$244	\$256
	Subtotal Personnel Services	\$114,778	\$120,145	\$125,502	\$148,574	\$60,361	\$152,519	\$159,778
101 127 201	Insurance	\$20,365	\$20,892	\$21,487	\$28,316	\$23,063	\$25,742	\$28,316
101 127 202	Professional Services-Manager/Other	\$3,846	\$15,793	\$112,654	\$15,000	\$36,588	\$6,000	\$15,000
101 127 203	Bank Card Discounts	\$6,141	\$6,016	\$7,193	\$6,500	\$2,124	\$6,500	\$6,500
101 127 211	Publishing/Advertising	\$33	\$81	\$0	\$0	\$0	\$0	\$0
101 127 221	Rep. & Maintenance-Equipment	\$5,285	\$2,197	\$19,819	\$20,000	\$636	\$20,000	\$20,000
101 127 222	Rep. & Maintenance-Vehicles	\$131	\$79	\$801	\$1,500	\$372	\$1,500	\$1,500
101 127 223	Rep. & Maintenance-Buildings	\$2,998	\$1,418	\$2,920	\$4,000	\$694	\$4,000	\$4,000
101 127 224	Rep. & Maint.-Central Garage	\$16,981	\$19,276	\$23,169	\$18,000	\$8,680	\$18,000	\$18,000
101 127 225	Rep. & Maint.-Runways & Aprons	\$1,525	\$1,229	\$2,200	\$2,000	\$1,880	\$2,000	\$2,000
101 127 231	Postage	\$67	\$0	\$0	\$100	\$0	\$100	\$100
101 127 232	Office Supplies	\$102	\$76	\$208	\$200	\$181	\$250	\$200
101 127 236	Janitorial Supplies	\$938	\$563	\$1,275	\$1,000	\$546	\$1,000	\$1,000
101 127 238	Garage Gasoline & Lubricants	\$176,457	\$128,067	\$196,611	\$200,000	\$53,894	\$200,000	\$200,000
101 127 241	Agricultural Supplies	\$816	\$739	\$1,877	\$4,200	\$208	\$3,000	\$4,200
101 127 244	Uniform & Dry Goods	\$66	\$185	\$355	\$1,000	\$279	\$1,000	\$1,000
101 127 247	Small Tools and Hardware	\$520	\$87	\$505	\$500	\$137	\$500	\$500
101 127 264	Learning	\$0	\$0	\$12	\$1,000	\$0	\$1,000	\$1,000
101 127 265	Conference & Meetings	\$878	\$657	\$743	\$2,000	\$567	\$2,000	\$2,000
101 127 271	Telephone	\$2,830	\$2,740	\$2,467	\$3,000	\$1,101	\$3,000	\$3,000
101 127 272	Electricity	\$13,284	\$15,734	\$16,801	\$17,000	\$7,856	\$17,000	\$17,000
101 127 273	Fuel-Heating	\$8,119	\$5,634	\$9,869	\$11,000	\$5,334	\$11,000	\$11,000
101 127 274	Water Service	\$1,971	\$1,941	\$1,887	\$2,300	\$977	\$2,300	\$2,300
101 127 275	Wastewater Service	\$1,257	\$1,007	\$800	\$1,500	\$435	\$1,500	\$1,500
101 127 276	Landfill	\$447	\$487	\$503	\$600	\$262	\$600	\$600
	Subtotal Other Current Expenditures	\$265,057	\$224,898	\$424,156	\$340,716	\$145,814	\$327,992	\$340,716
101 127 301	Capital Repairs and Maintenance	\$0	\$4,738	\$86,991	\$87,000	\$3,413	\$97,500	\$0
101 127 320	Buildings & Structures	\$0	\$0	\$0	\$0	\$0	\$0	\$85,000
101 127 350	Equipment	\$20,473	\$165,960	\$31,242	\$29,200	\$14,532	\$15,163	\$35,000
101 127 411	Interest	\$3,544	\$1,823	\$0	\$0	\$0	\$0	\$0
	Subtotal Capital Expenditures	\$24,017	\$172,521	\$118,233	\$116,200	\$17,945	\$112,663	\$120,000
	Total Expenditures	\$403,852	\$517,564	\$667,891	\$605,490	\$224,120	\$593,174	\$620,494

OUTSIDE AGENCIES
ACCOUNT #101-131

PURPOSE OF THIS DEPARTMENT: Why does this department exist?

The City of Yankton provides annual funding for various non-profit agencies within the City. The City Commission asks agencies to follow the procedures enacted by the City Manager for all outside agencies. An application is to be completed for agencies previously funded, and then the application is reviewed by the City Commission and staff. Any additional new funding requests must be placed on a City Commission Agenda and presented before City Commission for decision.

CONTRACTUAL SERVICES
ACCOUNT #101-132

PURPOSE OF THIS DEPARTMENT: Why does this department exist?

The City of Yankton provides annual funding for various non-profit agencies within the City.

City of Yankton
Proposed 2020 Budget

Fund: General **Function: Special Appropriations** **Activity: Outside Agency Requests**

ACCOUNT NO.	DESCRIPTION	2016 ACTUAL	2017 ACTUAL	2018 ACTUAL	2019 ADOPTED	2019 Y.T.D.	2019 ESTIMATED	2020 PROPOSED
101 131 544	Homeless Shelter	\$5,000	\$5,000	\$5,000	\$0	\$0	\$0	\$0
101 131 545	Women's Shelter	\$2,250	\$2,250	\$2,500	\$0	\$0	\$0	\$0
101 131 546	Yankton Family Visitation Center	\$2,250	\$2,250	\$2,500	\$0	\$0	\$0	\$0
101 131 547	Yankton Baseball Association	\$3,600	\$3,600	\$3,600	\$0	\$0	\$0	\$0
101 131 548	Missouri Sedimentation Action Coalition	\$2,500	\$2,500	\$2,500	\$2,500	\$2,500	\$2,500	\$2,500
101 131 551	Yankton Historical Society	\$8,100	\$8,100	\$8,100	\$0	\$0	\$0	\$0
101 131 552	Lewis & Clark Mental Health Center	\$20,000	\$20,000	\$20,000	\$20,000	\$10,000	\$20,000	\$20,000
101 131 555	Advertising-4th of July	\$1,701	\$0	\$0	\$0	\$0	\$0	\$0
101 131 558	Cramer-Kenyon House	\$2,500	\$2,500	\$2,500	\$0	\$0	\$0	\$0
101 131 559	Summer Band	\$7,236	\$3,740	\$3,813	\$0	\$0	\$0	\$0
101 131 560	Yankton Area Arts Assoc.	\$5,000	\$5,000	\$5,000	\$0	\$0	\$0	\$0
101 131 563	Lewis & Clark Theatre Co.	\$2,500	\$2,500	\$2,500	\$0	\$0	\$0	\$0
101 131 564	Big Friend/Little Friend	\$4,500	\$4,500	\$4,500	\$0	\$0	\$0	\$0
101 131 565	Contact Center	\$10,000	\$10,000	\$10,000	\$0	\$0	\$0	\$0
101 131 566	Boys & Girls Club	\$4,500	\$4,500	\$4,500	\$0	\$0	\$0	\$0
101 131 567	Small Business Development Center	\$4,500	\$4,500	\$4,500	\$4,500	\$4,500	\$4,500	\$4,500
101 131 568	Yankton Transit	\$30,000	\$30,000	\$40,000	\$45,000	\$22,500	\$45,000	\$45,000
101 131 569	Collective Impact Funding - United Way	\$0	\$0	\$0	\$39,325	\$19,663	\$39,325	\$39,325
101 131 599	Special Projects	\$4,725	\$5,760	\$0	\$0	\$7,934	\$8,000	\$8,000
	Subtotal Outside Agency Requests	\$120,862	\$116,700	\$121,513	\$111,325	\$67,097	\$119,325	\$119,325

Fund: General **Function: Special Appropriations** **Activity: Contractual Services**

ACCOUNT NO.	DESCRIPTION	2016 ACTUAL	2017 ACTUAL	2018 ACTUAL	2019 ADOPTED	2019 Y.T.D.	2019 ESTIMATED	2020 PROPOSED
101 132 554	Planning & Development District III	\$12,171	\$12,171	\$12,342	\$12,587	\$12,587	\$12,587	\$12,862
	Subtotal Contractual Services	\$12,171	\$12,171	\$12,342	\$12,587	\$12,587	\$12,587	\$12,862
	Total Expenditures	\$133,033	\$128,871	\$133,855	\$123,912	\$79,684	\$131,912	\$132,187

SENIOR CITIZEN'S CENTER
ACCOUNT #101-141

PURPOSE OF THIS DEPARTMENT: Why does this department exist?

The Senior Citizen's Center includes a membership of 658 and is an active organization that provides programs and services to the local senior population. The Senior Citizen's Center is a community focal point on aging where older persons, as individuals or in groups, come together for services and activities that enhance their dignity, support their independence, and encourage their involvement in and with the community. As part of a comprehensive community strategy to meet the needs of older persons, the Senior Citizens' Center programs take place within this facility. These programs consist of a variety of services and activities in such areas as education, creative arts, recreation, advocacy, leadership development, employment, health, social work and other supportive services. The Center also serves as a community resource for information on aging and for developing new approaches to aging programs.

The Senior Citizens Center was constructed in a joint effort between the City of Yankton and Yankton County in 1978, and agreed upon costs are shared 50/50. City staff provides assistance to the Senior Citizens Center staff for repair and preventive maintenance of the building and equipment.

DEPARTMENT PERSONNEL: .1 Maintenance Technician

City of Yankton
Proposed 2020 Budget

Fund: **General** Function: **Culture - Recreation** Activity: **Senior Citizens Center**

ACCOUNT NO.	DESCRIPTION	2016 ACTUAL	2017 ACTUAL	2018 ACTUAL	2019 ADOPTED	2019 Y.T.D.	2019 ESTIMATED	2020 PROPOSED
101 141 101	Regular Salaries & Wages	\$4,449	\$4,501	\$4,631	\$5,156	\$2,266	\$5,146	\$5,364
101 141 103	Overtime Wages	\$0	\$0	\$0	\$500	\$0	\$500	\$500
101 141 111	OASI	\$334	\$338	\$348	\$433	\$173	\$432	\$449
101 141 121	Retirement	\$267	\$270	\$278	\$339	\$136	\$339	\$352
101 141 131	Worker's Compensation	\$0	\$0	\$0	\$7	\$0	\$7	\$7
101 141 132	Group Insurance	\$717	\$720	\$650	\$1,370	\$332	\$1,370	\$1,507
101 141 133	Unemployment Insurance	\$7	\$7	\$5	\$18	\$4	\$17	\$18
	Subtotal Personnel Services	\$5,774	\$5,836	\$5,912	\$7,823	\$2,911	\$7,811	\$8,197
101 141 201	Insurance	\$3,402	\$3,525	\$3,789	\$4,574	\$4,193	\$4,574	\$5,031
101 141 223	Repair & Maintenance-Buildings	\$6,566	\$5,410	\$28,050	\$5,000	\$1,228	\$5,000	\$5,000
101 141 236	Janitorial Supplies	\$2,264	\$2,236	\$2,201	\$2,200	\$1,165	\$2,200	\$2,200
101 141 271	Telephone	\$42	\$42	\$42	\$50	\$21	\$50	\$50
101 141 272	Electricity	\$22,066	\$23,766	\$23,364	\$25,200	\$9,442	\$25,200	\$25,200
101 141 273	Fuel-Heating	\$3,150	\$3,520	\$4,395	\$5,000	\$2,896	\$5,000	\$5,000
101 141 274	Water Service	\$2,656	\$2,615	\$2,187	\$3,200	\$1,082	\$3,200	\$3,200
101 141 275	Sewer Service	\$1,260	\$1,313	\$1,300	\$1,400	\$579	\$1,400	\$1,400
101 141 276	Landfill	\$848	\$816	\$895	\$900	\$393	\$900	\$900
	Subtotal Expenditures	\$42,254	\$43,243	\$66,223	\$47,524	\$20,999	\$47,524	\$47,981
101 141 301	Capital Repairs and Maintenance	\$10,590	\$2,954	\$3,060	\$6,300	\$0	\$7,800	\$38,300
101 141 350	Equipment	\$0	\$651	\$0	\$1,000	\$0	\$1,000	\$1,000
101 141 431	Other Debt Service	\$0	\$0	\$0	\$0	\$0	\$0	\$0
	Subtotal Capital Expenditures	\$10,590	\$3,605	\$3,060	\$7,300	\$0	\$8,800	\$39,300
	Total Expenditures	\$58,618	\$52,684	\$75,195	\$62,647	\$23,910	\$64,135	\$95,478

COMMUNITY LIBRARY
ACCOUNT #101-142

PURPOSE OF THIS DEPARTMENT: Why does this department exist?

The mission of the Yankton Community Library is to uphold the public's freedom of access to information by providing a dynamic collection in a variety of formats and technologies, and to respond to the needs of the community through timely services and programs.

DEPARTMENT PERSONNEL: 1 Library Director, 5 full-time and 8 part-time staff members.

City of Yankton
Proposed 2020 Budget

Fund: **General** Function: **Culture - Recreation** Activity: **Community Library**

ACCOUNT NO.	DESCRIPTION	2016 ACTUAL	2017 ACTUAL	2018 ACTUAL	2019 ADOPTED	2019 Y.T.D.	2019 ESTIMATED	2020 PROPOSED
101 142 101	Regular Salaries & Wages	\$332,309	\$322,931	\$318,277	\$366,304	\$156,240	\$351,418	\$366,304
101 142 102	Temp. Salaries & Wages	\$48,727	\$44,615	\$46,261	\$84,000	\$27,276	\$59,000	\$84,000
101 142 103	Overtime Wages	\$72	\$66	\$374	\$350	\$182	\$350	\$350
101 142 111	OASI	\$27,767	\$27,388	\$27,126	\$34,475	\$13,844	\$31,424	\$34,475
101 142 121	Retirement	\$19,682	\$19,326	\$19,077	\$21,999	\$9,358	\$21,106	\$21,999
101 142 131	Worker's Compensation	\$1,900	\$1,246	\$1,566	\$2,542	(\$39)	\$2,311	\$2,542
101 142 132	Group Insurance	\$56,390	\$59,277	\$50,106	\$90,616	\$24,523	\$82,378	\$90,616
101 142 133	Unemployment Insurance	\$815	\$762	\$597	\$1,004	\$428	\$956	\$1,004
	Subtotal Personnel Services	\$487,662	\$475,611	\$463,384	\$601,290	\$231,812	\$548,943	\$601,290
101 142 201	Insurance	\$8,189	\$8,486	\$9,121	\$10,066	\$10,093	\$10,093	\$11,102
101 142 202	Professional Services	\$28,740	\$36,778	\$44,059	\$30,000	\$25,962	\$39,000	\$30,000
101 142 211	Publishing	\$2,314	\$2,923	\$3,452	\$3,000	\$1,616	\$3,000	\$3,000
101 142 212	Rentals & Xerox Supplies	\$4,646	\$5,071	\$4,463	\$6,000	\$2,257	\$6,000	\$6,000
101 142 221	Rep. & Maintenance-Equipment	\$1,405	\$3,841	\$1,153	\$3,000	\$314	\$3,000	\$3,000
101 142 223	Rep. & Maintenance-Buildings	\$18,807	\$3,171	\$2,590	\$4,000	\$1,117	\$4,000	\$4,000
101 142 224	Rep. & Maintenance-Central Garage	\$0	\$0	\$0	\$0	\$0	\$0	\$0
101 142 231	Postage	\$2,206	\$2,006	\$2,805	\$2,500	\$1,322	\$2,500	\$2,500
101 142 232	Office Supplies	\$10,667	\$9,728	\$6,238	\$9,500	\$2,915	\$9,500	\$9,500
101 142 235	Subscriptions & Publications	\$8,216	\$8,498	\$8,400	\$9,500	\$6,140	\$10,500	\$9,500
101 142 236	Janitorial Supplies	\$1,672	\$2,760	\$3,457	\$3,000	\$1,567	\$2,500	\$3,000
101 142 242	Program Supplies	\$1,499	\$2,293	\$2,009	\$3,000	\$1,325	\$4,000	\$3,000
101 142 261	Membership Dues	\$661	\$483	\$515	\$1,000	\$258	\$1,000	\$1,000
101 142 263	Travel Expense	\$1,502	\$2,718	\$3,254	\$3,500	\$299	\$3,500	\$3,500
101 142 265	Conference & Meetings	\$1,721	\$1,050	\$1,124	\$1,500	\$355	\$1,500	\$1,500
101 142 271	Telephone	\$1,546	\$1,630	\$1,619	\$1,800	\$846	\$1,700	\$1,800
101 142 272	Electricity	\$18,598	\$20,554	\$18,680	\$23,000	\$8,488	\$22,000	\$23,000
101 142 273	Fuel-Heating	\$1,566	\$1,750	\$2,635	\$3,000	\$1,907	\$3,000	\$3,000
101 142 274	Water Service	\$3,023	\$2,828	\$1,272	\$3,500	\$701	\$3,200	\$3,500
101 142 275	Sewer Service	\$916	\$1,021	\$961	\$1,200	\$524	\$1,200	\$1,200
101 142 276	Landfill	\$432	\$400	\$428	\$500	\$231	\$500	\$500
	Subtotal Other Current Expenditures	\$118,326	\$117,989	\$118,235	\$122,566	\$68,237	\$131,693	\$123,602
101 142 301	Capital Repairs and Maintenance	\$0	\$11,431	\$6,073	\$12,000	\$0	\$42,000	\$20,000
101 142 320	Buildings	\$0	\$0	\$0	\$10,000	\$0	\$0	\$0
101 142 340	Books	\$52,824	\$51,511	\$53,322	\$50,000	\$20,788	\$50,000	\$51,000
101 142 342	A V Capital	\$12,409	\$11,319	\$12,113	\$12,000	\$5,552	\$12,000	\$12,500
101 142 350	Equipment	\$2,543	\$786	\$869	\$1,000	\$0	\$0	\$1,000
	Subtotal Capital Expenditures	\$67,776	\$75,047	\$72,377	\$85,000	\$26,340	\$104,000	\$84,500
	Total Expenditures	\$673,764	\$668,647	\$653,996	\$808,856	\$326,389	\$784,636	\$809,392

OPERATING TRANSFERS
ACCOUNT #101-182

PURPOSE OF THIS DEPARTMENT: Why does this department exist?

The purpose of the operating transfer fund is to account for contributions/subsidies made by the General Fund to other departments.

City of Yankton
Proposed 2020 Budget

Fund: General		Function: Operating Transfers				Activity: Finance Office		
ACCOUNT NO.	DESCRIPTION	2016 ACTUAL	2017 ACTUAL	2018 ACTUAL	2019 ADOPTED	2019 Y.T.D.	2019 ESTIMATED	2020 PROPOSED
101 182 620	Parks & Recreation Fund	\$1,227,956	\$1,222,211	\$1,053,246	\$1,397,712	\$1,397,712	\$1,488,377	\$1,705,432
101 182 622	Memorial Park Pool	\$127,216	\$138,188	\$113,480	\$2,157,860	\$157,860	\$121,745	\$26,633
101 182 623	Marne Creek Fund	\$86,448	\$129,266	\$119,097	\$138,871	\$138,871	\$141,134	\$110,851
101 182 625	Recreation/SAC	\$277,315	\$248,262	\$295,626	\$342,075	\$342,075	\$343,086	\$380,441
101 182 627	911 Fund / Dispatch	\$440,061	\$418,683	\$481,209	\$1,308,554	\$669,099	\$902,089	\$743,731
101 182 628	Huether Aquatic Center	\$0	\$0	\$0	\$0	\$0	\$2,000,000	\$0
101 182 651	Public Improvement Fund	\$100,000	\$0	\$0	\$0	\$0	\$0	\$0
101 182 652	Airport Capital	\$0	\$0	\$0	\$79,669	\$0	\$79,669	\$0
101 182 653	Park Capital	\$41,500	\$110,000	\$71,064	\$122,850	\$0	\$72,412	\$178,000
101 182 661	Cemetery Fund	\$112,788	\$65,181	\$108,686	\$74,588	\$74,588	\$73,762	\$90,922
101 182 663	Transfer to Fox Run Golf	\$525,804	\$167,340	\$224,943	\$200,000	\$0	\$136,650	\$96,650
101 182 663	Loan to Fox Run Golf	\$0	\$0	\$0	\$0	\$0	\$0	\$0
	Total Transfers	\$2,939,088	\$2,499,131	\$2,467,351	\$5,822,179	\$2,780,205	\$5,358,924	\$3,332,660

GENERAL FUND SUMMARY

PURPOSE: The following four pages are a summary of the Adopted General Fund Expenditures by department and by function. The functions are divided into our three spending groups:

100 Series - Personnel Services

200 Series - Other Current Expenditures

300 Series - Capital Expenditures

These pages are a management tool for comparative and analysis purposes.

City of Yankton
Proposed 2020 Budget

Fund: **General**

Function: **Summary-Personnel Services**

ACCOUNT NO.	DESCRIPTION	2016 ACTUAL	2017 ACTUAL	2018 ACTUAL	2019 ADOPTED	2019 Y.T.D.	2019 ESTIMATED	2020 PROPOSED
	City Commission	\$59,444	\$60,677	\$63,626	\$67,433	\$29,001	\$67,447	\$69,083
	City Manager	\$259,173	\$263,894	\$275,934	\$312,907	\$135,353	\$312,986	\$329,307
	City Attorney	\$44,708	\$45,955	\$47,683	\$49,604	\$24,839	\$49,611	\$51,721
	Finance Office	\$522,413	\$531,372	\$531,224	\$593,794	\$264,186	\$593,899	\$623,020
	Information Services	\$183,404	\$227,591	\$233,867	\$324,807	\$115,062	\$324,631	\$340,001
	Community Development	\$357,534	\$343,230	\$379,014	\$427,382	\$216,307	\$427,361	\$448,462
	Police	\$2,017,183	\$2,079,747	\$2,155,808	\$2,679,188	\$931,686	\$2,694,649	\$2,823,243
	Animal Control	\$49,859	\$25,160	\$0	\$0	\$0	\$0	\$0
	Fire Department.	\$191,271	\$200,200	\$209,932	\$219,775	\$95,641	\$224,802	\$235,958
	Engineering	\$466,442	\$462,087	\$485,549	\$602,892	\$236,967	\$603,201	\$632,321
	Street Division	\$756,170	\$766,696	\$782,464	\$1,043,982	\$341,949	\$1,032,136	\$1,086,873
	Snow & Ice Removal	\$31,664	\$26,800	\$58,587	\$43,111	\$28,450	\$61,147	\$64,189
	City Hall	\$82,762	\$84,546	\$86,233	\$104,537	\$41,236	\$103,473	\$109,033
	Traffic Control	\$32,232	\$59,834	\$60,756	\$65,164	\$28,952	\$67,517	\$70,974
	Chan Gurney Airport	\$114,778	\$120,145	\$125,502	\$148,574	\$60,361	\$152,519	\$159,778
	Senior Citizens Center	\$5,774	\$5,836	\$5,912	\$7,823	\$2,911	\$7,811	\$8,197
	Community Library	\$487,662	\$475,611	\$463,384	\$601,290	\$231,812	\$548,943	\$601,290
	Total Personnel Services	\$5,662,473	\$5,779,381	\$5,965,475	\$7,292,263	\$2,784,713	\$7,272,133	\$7,653,450

City of Yankton
Proposed 2020 Budget

Fund: **General**

Function: **Summary-Other Current Expenditures**

ACCOUNT NO.	DESCRIPTION	2016 ACTUAL	2017 ACTUAL	2018 ACTUAL	2019 ADOPTED	2019 Y.T.D.	2019 ESTIMATED	2020 PROPOSED
	City Commission	\$75,943	\$94,061	\$76,524	\$91,700	\$59,720	\$96,417	\$85,200
	City Manager	\$58,775	\$35,349	\$64,258	\$55,284	\$8,976	\$51,284	\$53,332
	City Attorney	\$1,911	\$3,535	\$53,525	\$47,000	\$6,679	\$47,000	\$62,000
	Finance Office	\$35,481	\$46,714	\$55,386	\$58,439	\$28,199	\$59,804	\$59,024
	Information Services	\$51,483	\$51,028	\$72,353	\$73,468	\$8,382	\$83,518	\$88,560
	Community Development	\$26,316	\$44,356	\$37,203	\$59,364	\$15,390	\$57,533	\$61,220
	Contingency	\$0	\$0	\$0	\$300,000	\$0	\$300,000	\$300,000
	Police	\$351,012	\$338,404	\$348,613	\$389,402	\$185,210	\$408,602	\$427,987
	Animal Control	\$12,968	\$9,003	\$23,042	\$0	\$0	\$0	\$0
	Fire Department.	\$123,455	\$121,828	\$113,039	\$174,870	\$69,200	\$149,375	\$174,620
	Civil Defense	\$1,659	\$1,218	\$2,972	\$9,290	\$564	\$9,290	\$4,960
	Engineering	\$25,505	\$18,827	\$24,399	\$54,064	\$13,097	\$54,064	\$54,180
	Street Division	\$479,281	\$466,931	\$373,766	\$585,140	\$184,065	\$601,488	\$598,854
	Snow & Ice Removal	\$116,940	\$86,068	\$85,054	\$110,089	\$42,972	\$110,089	\$110,588
	City Hall	\$72,019	\$65,118	\$76,173	\$94,910	\$49,607	\$95,020	\$96,846
	Traffic Control	\$311,185	\$337,130	\$342,432	\$382,386	\$152,987	\$383,886	\$384,235
	Chan Gurney Airport	\$265,057	\$224,898	\$424,156	\$340,716	\$145,814	\$327,992	\$340,716
	Special Appropriations	\$133,033	\$128,871	\$133,855	\$123,912	\$79,684	\$131,912	\$132,187
	Senior Citizens Center	\$42,254	\$43,243	\$66,223	\$47,524	\$20,999	\$47,524	\$47,981
	Community Library	\$118,326	\$117,989	\$118,235	\$122,566	\$68,237	\$131,693	\$123,602
	Operating Transfers	\$2,939,088	\$2,499,131	\$2,467,351	\$5,822,179	\$0	\$5,358,924	\$3,332,660
	Total Other Current Expenditure	\$5,241,691	\$4,733,702	\$4,958,559	\$8,942,303	\$1,139,782	\$8,505,415	\$6,538,752

City of Yankton
Proposed 2020 Budget

Fund: **General**

Function: **Summary-Capital Expenditures**

ACCOUNT NO.	DESCRIPTION	2016 ACTUAL	2017 ACTUAL	2018 ACTUAL	2019 ADOPTED	2019 Y.T.D.	2019 ESTIMATED	2020 PROPOSED
	City Manager's Office	\$0	\$0	\$7,389	\$1,000	\$1,805	\$2,805	\$6,000
	Finance Office	\$0	\$0	\$0	\$1,000	\$0	\$56,000	\$1,000
	Information Services	\$23,390	\$45,059	\$16,805	\$185,452	\$3,410	\$185,452	\$38,000
	Community Development	\$5,992	\$7,990	\$2,085	\$0	\$0	\$0	\$31,000
	Police	\$78,919	\$315,926	\$130,558	\$616,526	\$72,443	\$606,369	\$272,300
	Animal Control	\$0	\$0	\$1,140	\$0	\$0	\$0	\$0
	Fire Department.	\$239,963	\$228,402	\$1,787,342	\$562,205	\$319,883	\$500,453	\$372,385
	Civil Defense	\$0	\$0	\$0	\$0	\$0	\$0	\$0
	Engineering	\$32,025	\$8,267	\$0	\$3,500	\$598	\$3,500	\$1,000
	Street Division	\$423,554	\$266,148	\$298,083	\$455,000	\$31,506	\$370,425	\$555,400
	Snow & Ice Removal	\$123,232	\$67,013	\$15,000	\$190,000	\$20,943	\$190,000	\$92,000
	City Hall	\$7,379	\$595	\$2,762	\$17,500	\$400	\$17,500	\$119,500
	Traffic Control	\$1,190	\$22,119	\$0	\$61,000	\$15,928	\$45,000	\$195,000
	Chan Gurney Airport	\$24,017	\$172,521	\$118,233	\$116,200	\$17,945	\$112,663	\$120,000
	Senior Citizens Center	\$10,590	\$3,605	\$3,060	\$7,300	\$0	\$8,800	\$39,300
	Community Library	\$67,776	\$75,047	\$72,377	\$85,000	\$26,340	\$104,000	\$84,500
	Total Capital Expenditures	\$1,038,027	\$1,212,692	\$2,454,834	\$2,301,683	\$511,201	\$2,202,967	\$1,927,385

City of Yankton
Proposed 2020 Budget

Fund: **General**

Function: **Summary-Total Expenditures**

ACCOUNT NO.	DESCRIPTION	2016 ACTUAL	2017 ACTUAL	2018 ACTUAL	2019 ADOPTED	2019 Y.T.D.	2019 ESTIMATED	2020 PROPOSED
	City Commission	\$135,387	\$154,738	\$140,150	\$159,133	\$88,721	\$163,864	\$154,283
	City Manager	\$317,948	\$299,243	\$347,581	\$369,191	\$146,134	\$367,075	\$388,639
	City Attorney	\$46,619	\$49,490	\$101,208	\$96,604	\$31,518	\$96,611	\$113,721
	Finance Office	\$557,894	\$578,086	\$586,610	\$653,233	\$292,385	\$709,703	\$683,044
	Information Services	\$258,277	\$323,678	\$323,025	\$583,727	\$126,854	\$593,601	\$466,561
	Community Development	\$389,842	\$395,576	\$418,302	\$486,746	\$231,697	\$484,894	\$540,682
	Contingency	\$0	\$0	\$0	\$300,000	\$0	\$300,000	\$300,000
	Police	\$2,447,114	\$2,734,077	\$2,634,979	\$3,685,116	\$1,189,339	\$3,709,620	\$3,523,530
	Animal Control	\$62,827	\$34,163	\$24,182	\$0	\$0	\$0	\$0
	Fire Department.	\$554,689	\$550,430	\$2,110,313	\$956,850	\$484,724	\$874,630	\$782,963
	Civil Defense	\$1,659	\$1,218	\$2,972	\$9,290	\$564	\$9,290	\$4,960
	Engineering	\$523,972	\$489,181	\$509,948	\$660,456	\$250,662	\$660,765	\$687,501
	Street Division	\$1,659,005	\$1,499,775	\$1,454,313	\$2,084,122	\$557,520	\$2,004,049	\$2,241,127
	Snow & Ice Removal	\$271,836	\$179,881	\$158,641	\$343,200	\$92,365	\$361,236	\$266,777
	City Hall	\$162,160	\$150,259	\$165,168	\$216,947	\$91,243	\$215,993	\$325,379
	Traffic Control	\$344,607	\$419,083	\$403,188	\$508,550	\$197,867	\$496,403	\$650,209
	Chan Gurney Airport	\$403,852	\$517,564	\$667,891	\$605,490	\$224,120	\$593,174	\$620,494
	Special Appropriations	\$133,033	\$128,871	\$133,855	\$123,912	\$79,684	\$131,912	\$132,187
	Senior Citizens Center	\$58,618	\$52,684	\$75,195	\$62,647	\$23,910	\$64,135	\$95,478
	Community Library	\$673,764	\$668,647	\$653,996	\$808,856	\$326,389	\$784,636	\$809,392
	Operating Transfers	\$2,939,088	\$2,499,131	\$2,467,351	\$5,822,179	\$2,780,205	\$5,358,924	\$3,332,660
	Total Expenditures	\$11,942,191	\$11,725,775	\$13,378,868	\$18,536,249	\$7,215,901	\$17,980,515	\$16,119,587

PARKS, RECREATION, & SPECIAL EVENTS

ACCOUNT #201

PURPOSE OF THIS DEPARTMENT: Why does this department exist?

The mission of the Yankton Parks Department is to enhance the quality of life for the citizens of Yankton and the surrounding area by providing diverse parks, facilities, and urban forestry to serve a population with varied characteristics, interests, and needs. Dedication toward preservation of natural resources will ensure the opportunity for high-quality leisure experiences for present and future generations.

DEPARTMENT PERSONNEL: 1 Director of Parks and Recreation, 1 Parks & Grounds Superintendent, 1 Special Events Coordinator, 1 Senior Grounds Maintenance Worker, 5 Grounds Maintenance Workers, 1 Horticulture / Golf Maintenance, 1 Urban Forestry Specialist, and 1 Secretary.

City of Yankton
Proposed 2020 Budget

Fund: Parks & Recreation		Function: Culture-Recreation				Activity: Parks & Recreation		
ACCOUNT NO.	DESCRIPTION	2016 ACTUAL	2017 ACTUAL	2018 ACTUAL	2019 ADOPTED	2019 Y.T.D.	2019 ESTIMATED	2020 PROPOSED
201 201 101	Regular Salaries & Wages	\$449,301	\$470,453	\$491,680	\$528,467	\$298,923	\$672,795	\$701,295
201 201 102	Temp. Salaries & Wages	\$51,670	\$54,489	\$53,302	\$55,000	\$19,858	\$55,000	\$55,000
201 201 103	Overtime Wages	\$16,883	\$15,134	\$27,579	\$22,000	\$11,922	\$22,000	\$22,000
201 201 111	OASI	\$38,086	\$39,641	\$42,418	\$46,318	\$24,758	\$57,359	\$59,540
201 201 121	Retirement	\$28,000	\$29,260	\$31,155	\$33,028	\$18,578	\$41,688	\$43,398
201 201 131	Worker's Compensation	\$12,483	\$14,233	\$15,530	\$16,036	(\$495)	\$16,036	\$17,640
201 201 132	Group Insurance	\$67,774	\$69,637	\$59,804	\$127,388	\$37,286	\$127,388	\$140,127
201 201 133	Unemployment Insurance	\$874	\$870	\$630	\$1,483	\$545	\$1,346	\$1,483
	Subtotal Personnel Services	\$665,071	\$693,717	\$722,098	\$829,720	\$411,375	\$993,612	\$1,040,483
201 201 201	Insurance	\$14,446	\$14,115	\$15,171	\$20,572	\$16,788	\$20,572	\$24,629
201 201 202	Professional Services	\$16,193	\$2,453	\$1,037	\$15,000	\$839	\$15,000	\$15,000
201 201 204	Contracted Serv.-Operations	\$17,786	\$13,316	\$13,364	\$5,400	\$2,704	\$5,400	\$5,400
201 201 205	Midwest Region Conference	\$0	\$0	\$22,082	\$0	\$0	\$0	\$0
201 201 210	Promotional	\$9,082	\$1,359	\$1,169	\$10,000	\$165	\$10,000	\$10,000
201 201 211	Publishing	\$5,932	\$1,278	\$2,062	\$4,500	\$1,125	\$4,500	\$4,500
201 201 221	Rep. & Maintenance-Equipment	\$10,200	\$20,874	\$14,658	\$19,000	\$12,658	\$19,000	\$19,000
201 201 222	Rep. & Maint.-Vehicles	\$7,825	\$3,388	\$1,998	\$5,000	\$1,759	\$5,000	\$5,000
201 201 223	Rep. & Maintenance-Buildings	\$55,140	\$58,426	\$64,570	\$58,000	\$51,650	\$58,000	\$58,000
201 201 224	Rep. & Maint. Central Garage	\$48,454	\$43,341	\$47,271	\$50,000	\$29,379	\$50,000	\$50,000
201 201 231	Postage	\$561	\$228	\$139	\$1,000	\$15	\$1,000	\$1,000
201 201 232	Office Supplies	\$6,432	\$1,904	\$1,642	\$2,000	\$1,035	\$2,000	\$2,000
201 201 233	Printing & Binding	\$0	\$0	\$0	\$0	\$0	\$0	\$0
201 201 234	Copies	\$103	\$117	\$119	\$300	\$17	\$300	\$300
201 201 235	Subscriptions & Publications	\$99	\$0	\$140	\$100	\$0	\$140	\$100
201 201 236	Janitorial Supplies	\$6,265	\$7,024	\$7,042	\$7,100	\$3,153	\$7,100	\$7,100
201 201 240	Chemicals and Gases	\$9,258	\$10,609	\$148	\$13,000	\$2,626	\$13,000	\$13,000
201 201 241	Agricultural Supplies	\$30,956	\$19,313	\$23,042	\$30,000	\$19,237	\$30,000	\$30,000
201 201 242	Recreation Supplies-Operations	\$2,562	\$7,242	\$15,918	\$15,000	\$4	\$15,000	\$15,000
201 201 243	Medical and Safety Supplies	\$428	\$325	\$1,119	\$700	\$359	\$700	\$700
201 201 244	Uniforms and Dry Goods	\$1,477	\$1,725	\$1,903	\$1,900	\$856	\$1,900	\$1,900
201 201 247	Small Tools and Hardware	\$21	\$353	\$656	\$800	\$355	\$800	\$800
201 201 250	EAB Stumps	\$0	\$0	\$0	\$17,500	\$14,160	\$17,500	\$17,500
201 201 251	EAB Trees	\$0	\$0	\$0	\$10,000	\$41	\$10,000	\$10,000
201 201 261	Membership Dues	\$871	\$1,290	\$1,137	\$1,300	\$310	\$1,300	\$1,300
201 201 262	Mileage	\$0	\$0	\$2,600	\$2,600	\$1,300	\$2,600	\$2,600
201 201 263	Travel Expense	\$1,050	\$4,404	\$3,626	\$3,000	\$1,714	\$3,000	\$3,000
201 201 264	Learning	\$111	\$513	\$770	\$1,000	\$461	\$1,000	\$1,000
201 201 265	Conferences & Meetings	\$3,256	\$3,783	\$1,677	\$3,600	\$504	\$3,600	\$3,600
201 201 271	Telephone	\$6,533	\$7,104	\$7,871	\$7,200	\$4,519	\$7,200	\$7,200
201 201 272	Electricity	\$39,729	\$53,609	\$48,831	\$55,000	\$18,751	\$54,000	\$54,000
201 201 273	Fuel-Heating	\$5,159	\$3,891	\$7,439	\$7,600	\$3,528	\$7,600	\$7,600
201 201 274	Water Service	\$119,806	\$104,180	\$77,729	\$110,000	\$6,770	\$110,000	\$110,000
201 201 275	Sewer Service	\$4,608	\$5,287	\$4,865	\$6,250	\$1,512	\$6,250	\$6,250
201 201 276	Landfill	\$2,589	\$2,704	\$2,320	\$2,800	\$951	\$2,800	\$2,800
201 201 278	Yard Waste	\$131	\$0	\$0	\$0	\$0	\$0	\$0
	Subtotal Other Current Expenditures	\$427,063	\$394,155	\$394,115	\$487,222	\$199,245	\$486,262	\$490,279
201 201 301	Capital Repair & Maintenance	\$0	\$1,983	\$0	\$7,000	\$0	\$7,000	\$7,000
201 201 350	Equipment	\$188,814	\$210,886	\$18,859	\$89,000	\$35,640	\$41,000	\$185,500
	Subtotal Capital Expenditures	\$188,814	\$212,869	\$18,859	\$96,000	\$35,640	\$48,000	\$192,500
	Total Expenditures	\$1,280,948	\$1,300,741	\$1,135,072	\$1,412,942	\$646,260	\$1,527,874	\$1,723,262

City of Yankton
Proposed 2020 Budget

Fund: Parks & Recreation		Function: Culture-Recreation				Activity: Parks & Recreation		
ACCOUNT NO.	DESCRIPTION	2016 ACTUAL	2017 ACTUAL	2018 ACTUAL	2019 ADOPTED	2019 Y.T.D.	2019 ESTIMATED	2020 PROPOSED
	Prior Year Balance	\$52,978	\$24,738	\$27,008	\$0	\$17,417	\$17,417	\$0
201 3349	LWCF Grant	\$0	\$40,000	\$0	\$0	\$0	\$0	\$0
201 3488	Concessions	\$4,376	\$3,973	\$4,272	\$4,100	\$990	\$4,200	\$4,200
201 3489	Other-Park Revenue	\$0	\$0	\$0	\$25	\$0	\$25	\$25
201 3491	Other-Non Taxable	\$96	\$0	\$0	\$5	\$0	\$5	\$5
	Subtotal Park Revenue	\$4,472	\$43,973	\$4,272	\$4,130	\$990	\$4,230	\$4,230
201 3610	Interest	\$2,898	\$6,415	\$11,083	\$500	\$4,982	\$6,000	\$2,500
201 3612	Sale of Fixed Assests	\$366	\$637	\$437	\$0	\$0	\$0	\$0
201 3615	Misc Reimbursement	\$5,049	\$7,490	\$5,205	\$1,100	\$0	\$1,100	\$1,100
201 3620	Rentals-Park (Picnic Shelters & Court Spaces	\$9,317	\$11,785	\$10,285	\$9,500	\$5,150	\$10,000	\$10,000
201 3640	Compen. for Loss & Damage	\$156	\$320	\$197	\$0	\$0	\$0	\$0
201 3660	Donations	\$350	\$8,500	\$40,756	\$0	\$750	\$750	\$0
201 3718	Beer	\$2,144	\$1,680	\$0	\$0	\$0	\$0	\$0
	Subtotal Misc. Revenue	\$20,280	\$36,827	\$67,963	\$11,100	\$10,882	\$17,850	\$13,600
201 3910	Transfer from General Fund	\$1,227,956	\$1,222,211	\$1,053,246	\$1,397,712	\$1,397,712	\$1,488,377	\$1,705,432
	Subtotal Transfer Revenue	\$1,227,956	\$1,222,211	\$1,053,246	\$1,397,712	\$1,397,712	\$1,488,377	\$1,705,432
	Total Funds Available	\$1,305,686	\$1,327,749	\$1,152,489	\$1,412,942	\$1,427,001	\$1,527,874	\$1,723,262
	Total Expenditures	\$1,280,948	\$1,300,741	\$1,135,072	\$1,412,942	\$646,260	\$1,527,874	\$1,723,262
	Ending Balance	\$24,738	\$27,008	\$17,417	\$0	\$780,741	\$0	\$0

MEMORIAL PARK POOL
ACCOUNT #202

PURPOSE OF THIS DEPARTMENT: Why does this department exist?

The mission of the Memorial Pool is to enhance the quality of life for the citizens of Yankton and the surrounding area by providing a diverse aquatic facility to serve a population with varied characteristics, interests, and needs.

City of Yankton
Proposed 2020 Budget

Fund: Memorial Park Pool		Function: Culture-Recreation				Activity: Memorial Pool		
ACCOUNT NO.	DESCRIPTION	2016 ACTUAL	2017 ACTUAL	2018 ACTUAL	2019 ADOPTED	2019 Y.T.D.	2019 ESTIMATED	2020 PROPOSED
202 202 102	Temporary Wages	\$66,384	\$65,662	\$69,874	\$76,000	\$14,414	\$76,000	\$0
202 202 111	OASI	\$5,078	\$5,023	\$5,345	\$5,814	\$1,103	\$5,814	\$0
202 202 133	Unemployment Insurance	\$299	\$295	\$224	\$431	\$46	\$410	\$0
	Subtotal Personnel Services	\$71,761	\$70,980	\$75,443	\$82,245	\$15,563	\$82,224	\$0
202 202 201	Insurance	\$179	\$186	\$200	\$210	\$221	\$221	\$233
202 202 202	Professional Services	\$165	\$30,131	\$1,525	\$500	\$0	\$500	\$0
202 202 204	Centennial Project	\$0	\$0	\$0	\$0	\$0	\$0	\$0
202 202 211	Advertising	\$915	\$489	\$483	\$1,000	\$1,077	\$1,077	\$0
202 202 221	Rep. & Maint. - Equipment	\$8,992	\$300	\$0	\$5,000	\$938	\$938	\$0
202 202 223	Rep. & Maint. - Buildings	\$0	\$9,349	\$14,037	\$25,000	\$6,444	\$10,000	\$0
202 202 231	Postage	\$0	\$0	\$0	\$5	\$0	\$0	\$0
202 202 232	Office Supplies	\$0	\$81	\$29	\$150	\$84	\$150	\$0
202 202 236	Janitorial Supplies	\$0	\$181	\$25	\$200	\$56	\$200	\$0
202 202 240	Chemicals	\$31,484	\$32,205	\$28,967	\$33,000	\$11,735	\$33,000	\$0
202 202 242	Recreation Supplies	\$1,229	\$536	\$1,437	\$1,500	\$309	\$1,500	\$0
202 202 244	Uniforms & Dry Goods	\$3,111	\$786	\$2,772	\$3,400	\$3,274	\$3,400	\$0
202 202 247	Small Tools & Hardware	\$0	\$0	\$0	\$0	\$0	\$0	\$0
202 202 271	Telephone	\$637	\$647	\$667	\$750	\$353	\$700	\$0
202 202 272	Electricity	\$7,522	\$8,569	\$8,651	\$9,000	\$1,089	\$9,000	\$9,000
202 202 273	Fuel-Heating	\$1,050	\$2,066	\$1,499	\$6,000	\$414	\$6,000	\$0
202 202 274	Water Service	\$17,193	\$16,877	\$16,212	\$21,000	\$2,937	\$21,000	\$10,000
202 202 275	Sewer Service	\$15,687	\$14,782	\$13,937	\$16,000	\$2,380	\$16,000	\$8,000
202 202 701	Cash Short	\$1	\$0	\$0	\$0	\$0	\$0	\$0
202 202 728	Concessions Stand Operations	\$8,280	\$9,482	\$6,722	\$8,500	\$3,361	\$8,500	\$0
	Total Operating Expenses	\$96,445	\$126,667	\$97,163	\$131,215	\$34,672	\$112,186	\$27,233
202 202 320	Buildings & Structures	\$0	\$0	\$0	\$2,000,000	\$0	\$0	\$0
202 202 350	Equipment	\$12,566	\$637	\$1,939	\$2,000	\$0	\$2,000	\$0
	Total Capital Outlay	\$12,566	\$637	\$1,939	\$2,002,000	\$0	\$2,000	\$0
	Total Expenditures	\$180,772	\$198,284	\$174,545	\$2,215,460	\$50,235	\$196,410	\$27,233

Fund: Memorial Park Pool		Function: Culture-Recreation				Activity: Memorial Pool		
ACCOUNT NO.	DESCRIPTION	2016 ACTUAL	2017 ACTUAL	2018 ACTUAL	2019 ADOPTED	2019 Y.T.D.	2019 ESTIMATED	2020 PROPOSED
	Prior Year Balance	\$9,416	\$10,000	\$10,000	\$0	\$10,000	\$10,000	\$0
202 3471	Red Cross Lessons	\$9,721	\$11,024	\$10,652	\$10,000	\$0	\$10,000	\$0
202 3472	Pool Receipts	\$11,961	\$10,870	\$10,574	\$12,000	\$3,528	\$12,000	\$0
202 3491	Other Non-Taxable	(\$6)	(\$7)	\$25	\$0	\$0	\$0	\$0
202 3610	Interest	\$519	\$1,159	\$1,690	\$300	\$7,366	\$7,366	\$300
202 3615	Miscellaneous Reimbursements	\$0	\$0	\$0	\$300	\$0	\$300	\$300
202 3701	Cash Long	\$0	\$0	\$1	\$0	\$0	\$0	\$0
202 3728	Miscellaneous Concessions	\$14,130	\$14,980	\$12,568	\$15,000	\$4,310	\$15,000	\$0
202 3755	Joint Pool Pass	\$17,815	\$22,070	\$25,555	\$20,000	\$4,837	\$20,000	\$0
202 3910	Transfer From General Fund	\$127,216	\$138,188	\$113,480	\$2,157,860	\$157,860	\$121,745	\$26,633
	Total Funds Available	\$190,772	\$208,284	\$184,545	\$2,215,460	\$187,901	\$196,410	\$27,233
	Total Expenditures	\$180,772	\$198,284	\$174,545	\$2,215,460	\$50,235	\$196,410	\$27,233
	Ending Balance	\$10,000	\$10,000	\$10,000	\$0	\$137,666	\$0	\$0

**SUMMIT ACTIVITIES CENTER
ACCOUNT #203**

PURPOSE OF THIS DEPARTMENT: Why does this department exist?

The Summit Activities Center mission is to enhance the quality of life for the citizens of Yankton and the surrounding area by providing a facility for recreational, cultural, educational, social, and health enhancement programs to serve a population with varied characteristics, interests, and needs. The SAC/Yankton High School also provides a community center offering rental facilities such as theatres, meeting rooms, gyms, commons, and aquatic areas.

DEPARTMENT PERSONNEL: 1 Recreation Manager, 1 Recreation Coordinator, 1 Office Specialist, and 1 receptionist.

City of Yankton
Proposed 2020 Budget

Fund: Parks & Recreation		Function: Culture-Recreation				Activity: Summit Activities Center		
ACCOUNT NO.	DESCRIPTION	2016 ACTUAL	2017 ACTUAL	2018 ACTUAL	2019 ADOPTED	2019 Y.T.D.	2019 ESTIMATED	2020 PROPOSED
203 203 101	Regular Salaries & Wages	\$165,854	\$171,155	\$181,339	\$188,745	\$88,414	\$188,745	\$196,740
203 203 102	Temp. Salaries & Wages	\$157,598	\$175,757	\$170,606	\$180,000	\$98,782	\$180,000	\$200,000
203 203 103	Overtime Wages	\$3,158	\$2,580	\$2,330	\$2,000	\$408	\$2,000	\$2,000
203 203 111	OASI	\$24,449	\$26,165	\$25,845	\$28,362	\$13,717	\$28,362	\$30,504
203 203 121	Retirement	\$10,141	\$10,253	\$11,006	\$11,445	\$5,329	\$11,445	\$11,924
203 203 131	Worker's Compensation	\$9,706	\$11,005	\$13,831	\$11,828	(\$340)	\$10,753	\$11,828
203 203 132	Group Insurance	\$31,797	\$30,426	\$31,207	\$33,469	\$16,218	\$30,426	\$33,469
203 203 133	Unemployment Insurance	\$1,018	\$1,088	\$765	\$1,367	\$510	\$1,302	\$1,367
	Subtotal Personnel Services	\$403,721	\$428,429	\$436,929	\$457,216	\$223,038	\$453,033	\$487,832
203 203 201	Insurance	\$748	\$775	\$833	\$1,029	\$922	\$935	\$1,029
203 203 202	Professional Services	\$77,116	\$39,579	\$29,347	\$30,000	\$13,543	\$30,000	\$30,000
203 203 203	Bank Card Discounts	\$3,578	\$4,387	\$6,904	\$5,000	\$5,034	\$6,500	\$9,000
203 203 204	Contracted Serv.-Operations	\$34,449	\$46,184	\$62,834	\$63,000	\$36,794	\$63,000	\$63,000
203 203 206	Cost of Service Provided - (school)	\$111,566	\$120,862	\$119,563	\$129,000	\$39,440	\$129,000	\$129,000
203 203 211	Publishing & Advertising	\$13,446	\$8,153	\$8,297	\$9,000	\$4,008	\$9,000	\$9,000
203 203 213	Contracted Services(Ice Arena)	\$7,085	\$7,191	\$5,696	\$8,000	\$1,552	\$8,000	\$8,000
203 203 221	Rep. & Maintenance-Equipment	\$88	\$114	\$0	\$5,000	\$1,293	\$5,000	\$5,000
203 203 223	Rep. & Maintenance-Buildings	\$1,047	\$319	\$2,501	\$3,500	\$5,789	\$6,000	\$5,000
203 203 224	Rep. & Maint. Central Garage	\$2,141	\$0	\$0	\$500	\$0	\$500	\$500
203 203 231	Postage	\$620	\$706	\$399	\$1,300	\$839	\$1,300	\$1,300
203 203 232	Office Supplies	\$1,832	\$1,662	\$1,027	\$2,000	\$1,243	\$2,000	\$2,000
203 203 233	Printing & Binding	\$5,300	\$5,810	\$5,300	\$6,000	\$5,300	\$6,000	\$6,000
203 203 234	Copies	\$592	\$528	\$724	\$1,000	\$998	\$1,000	\$1,000
203 203 235	Subscriptions & Publications	\$525	\$434	\$390	\$700	\$190	\$700	\$700
203 203 236	Janitorial Supplies	\$5,871	\$7,311	\$6,401	\$8,000	\$3,460	\$8,000	\$10,000
203 203 240	Chemicals and Gases	\$17,881	\$18,478	\$17,047	\$18,000	\$10,837	\$18,000	\$20,000
203 203 241	Agricultural Supplies	\$0	\$0	\$0	\$0	\$55	\$55	\$0
203 203 242	Recreation Supplies-Operations	\$17,141	\$15,437	\$18,800	\$15,500	\$14,172	\$15,500	\$15,500
203 203 243	Medical and Safety Supplies	\$1,048	\$909	\$1,289	\$1,000	\$831	\$1,000	\$1,000
203 203 244	Uniforms and Dry Goods	\$2,401	\$2,271	\$2,400	\$2,500	\$603	\$2,500	\$6,000
203 203 247	Small Tools and Hardware	\$6	\$22	\$5	\$100	\$7	\$100	\$100
203 203 250	Rec. Supplies-Arts Program	\$0	\$0	\$0	\$0	\$0	\$0	\$0
203 203 261	Membership Dues	\$615	\$255	\$620	\$800	\$0	\$800	\$800
203 203 263	Travel Expense	\$0	\$699	\$346	\$1,350	\$452	\$1,350	\$1,350
203 203 264	Learning	\$566	\$685	\$851	\$1,100	\$79	\$1,100	\$1,100
203 203 265	Conferences & Meetings	\$0	\$898	\$634	\$2,500	\$260	\$2,500	\$2,500
203 203 271	Telephone	\$5,018	\$4,749	\$4,774	\$5,200	\$2,513	\$5,200	\$5,200
203 203 274	Water Service	\$3,685	\$4,474	\$5,358	\$5,500	\$3,482	\$5,500	\$6,500
203 203 275	Sewer Service	\$646	\$902	\$1,267	\$1,500	\$1,240	\$1,500	\$2,000
	Subtotal Other Current Expenditures	\$315,011	\$293,794	\$303,607	\$328,079	\$154,936	\$332,040	\$342,579
203 203 701	Cash Short	\$2	\$211	\$6	\$100	\$18	\$100	\$100
203 203 728	Misc. Concessions	\$1,829	\$1,396	\$1,062	\$1,800	\$603	\$1,800	\$1,800
203 203 766	Merchandise	\$2,174	\$3,081	\$2,635	\$3,000	\$118	\$3,000	\$3,000
203 203 784	Awards	\$3,881	\$6,417	\$4,442	\$6,000	\$2,832	\$6,000	\$6,000
	Subtotal Resale Expenditures	\$7,886	\$11,105	\$8,145	\$10,900	\$3,571	\$10,900	\$10,900
203 203 350	Equipment	\$0	\$0	\$0	\$15,000	\$0	\$18,500	\$16,000
	Subtotal Capital Expenditures	\$0	\$0	\$0	\$15,000	\$0	\$18,500	\$16,000
	Total Expenditures	\$726,618	\$733,328	\$748,681	\$811,195	\$381,545	\$814,473	\$857,311

City of Yankton
Proposed 2020 Budget

Fund: **Parks & Recreation**

Function: **Culture-Recreation**

Activity: **Summit Activities Center**

ACCOUNT NO.	DESCRIPTION	2016 ACTUAL	2017 ACTUAL	2018 ACTUAL	2019 ADOPTED	2019 Y.T.D.	2019 ESTIMATED	2020 PROPOSED
	Prior Year Balance	\$5,745	\$14,046	(\$10,538)	\$0	(\$6,998)	(\$6,998)	\$0
203 3390	Yankton School District	\$37,072	\$41,021	\$33,461	\$40,000	\$9,711	\$40,000	\$40,000
203 3451	Skate Rentals	\$0	\$288	\$0	\$300	\$0	\$0	\$0
203 3459	Alcoa Ice Skating Rink	\$13,715	\$13,418	\$13,595	\$13,500	\$3,660	\$13,500	\$13,500
203 3481	Personal Training	\$91	\$188	\$0	\$0	\$0	\$0	\$0
203 3484	Red Cross Lessons-SAC	\$556	\$817	\$2,662	\$1,200	\$5,391	\$5,500	\$7,000
203 3488	Rentals-SAC	\$14,089	\$12,427	\$16,324	\$14,500	\$11,636	\$18,000	\$18,000
203 3489	Rentals-City Hall Gym	\$4,367	\$4,961	\$4,422	\$5,000	\$1,620	\$5,000	\$5,000
203 3619	Great Life Reimbursement	\$0	\$0	\$0	\$0	\$5,879	\$5,879	\$0
203 3701	Cash Long	\$390	\$200	\$18	\$100	\$14	\$100	\$100
203 3726	Contracted Concessions	\$1,209	\$1,255	\$1,190	\$1,300	\$783	\$1,300	\$1,300
203 3728	Misc. Concessions	\$2,689	\$2,138	\$2,058	\$2,500	\$958	\$2,500	\$2,500
203 3740	Annual Memberships	\$94,196	\$99,170	\$103,223	\$102,000	\$49,249	\$102,000	\$102,000
203 3741	Corporate Memberships	\$75,397	\$69,474	\$59,962	\$70,000	\$23,149	\$60,000	\$60,000
203 3742	Quarterly Memberships	\$71,039	\$72,623	\$74,219	\$75,000	\$42,019	\$70,000	\$70,000
203 3743	Daily Pass	\$31,018	\$31,068	\$28,581	\$32,000	\$19,206	\$35,000	\$40,000
203 3744	Adult Recreation Leagues	\$27,005	\$27,292	\$25,376	\$28,000	\$12,244	\$28,000	\$28,000
203 3745	Youth Recreation Leagues	\$3,623	\$1,500	\$559	\$2,500	\$868	\$2,500	\$2,500
203 3746	SAC Programs	\$4,580	\$8,090	\$73,379	\$64,500	\$71,336	\$71,336	\$70,000
203 3747	TOT Time Child	\$4	\$0	\$0	\$0	\$0	\$0	\$0
203 3748	ActiveNET Programs	\$63,413	\$57,458	(\$3,685)	\$0	\$0	\$0	\$0
203 3749	Showers	\$19	\$50	\$10	\$100	\$17	\$50	\$50
203 3755	Yankton Summer Pool Pass	\$8,737	\$11,796	\$11,609	\$12,000	\$28,434	\$12,000	\$12,000
203 3766	Merchandise	\$307	\$152	\$332	\$500	\$151	\$300	\$300
203 3768	SAC Programs - Non Taxable	\$2,575	\$2,373	\$2,622	\$3,000	\$2,058	\$3,000	\$3,000
203 3771	Advertisement Fee	\$0	\$0	\$0	\$0	\$0	\$0	\$0
	Subtotal SAC Revenue	\$456,091	\$457,759	\$449,917	\$468,000	\$288,383	\$475,965	\$475,250
203 3610	Interest	\$927	\$2,093	\$3,477	\$300	\$1,594	\$1,600	\$800
203 3615	Misc Reimbursements/School	\$324	\$230	\$403	\$300	\$0	\$300	\$300
203 3620	Rentals Non-Taxable	\$1	\$120	\$0	\$0	\$0	\$0	\$0
203 3640	Compensation Loss & Damages	\$0	\$0	\$18	\$0	\$0	\$0	\$0
203 3660	Donations from Private	\$450	\$271	\$2,780	\$500	\$0	\$500	\$500
203 3690	Miscellaneous Non-Taxable	(\$189)	\$9	\$0	\$20	\$1	\$20	\$20
	Subtotal Misc. SAC Revenue	\$1,513	\$2,723	\$6,678	\$1,120	\$1,595	\$2,420	\$1,620
203 3910	Transfer from General Fund	\$277,315	\$248,262	\$295,626	\$342,075	\$342,075	\$343,086	\$380,441
	Total Funds Available	\$740,664	\$722,790	\$741,683	\$811,195	\$625,055	\$814,473	\$857,311
	Total Expenditures	\$726,618	\$733,328	\$748,681	\$811,195	\$381,545	\$814,473	\$857,311
	Ending Balance	\$14,046	(\$10,538)	(\$6,998)	\$0	\$243,510	\$0	\$0

**MARNE CREEK
ACCOUNT #204**

PURPOSE OF THIS DEPARTMENT: Why does this department exist?

The mission of the division is to enhance the quality of life for the citizens of Yankton and the surrounding area by providing a recreational trail system to serve a population with varied characteristics, interests, and needs. Dedication toward preservation of natural resources will ensure the opportunity for high quality leisure experiences for present and future generations.

DEPARTMENT PERSONNEL: 1 Senior Grounds Maintenance Worker

City of Yankton
Proposed 2020 Budget

Fund: Parks & Recreation		Function: Culture-Recreation				Activity: Marne Creek		
ACCOUNT NO.	DESCRIPTION	2016 ACTUAL	2017 ACTUAL	2018 ACTUAL	2019 ADOPTED	2019 Y.T.D.	2019 ESTIMATED	2020 PROPOSED
204 204 101	Regular Wages	\$46,470	\$47,502	\$62,504	\$53,716	\$22,172	\$53,716	\$55,991
204 204 102	Temporary Wages	\$6,988	\$7,633	\$5,037	\$8,000	\$1,995	\$8,000	\$8,000
204 204 103	Overtime Wages	\$881	\$2,189	\$1,704	\$2,000	\$200	\$2,000	\$2,000
204 204 111	OASI	\$4,154	\$4,381	\$4,593	\$4,874	\$1,509	\$4,874	\$5,048
204 204 121	Retirement	\$2,841	\$2,981	\$3,354	\$3,343	\$1,342	\$3,343	\$3,479
204 204 131	Worker's Compensation	\$1,532	\$2,570	\$2,076	\$2,968	(\$52)	\$2,968	\$3,265
204 204 132	Group Insurance	\$6,958	\$7,007	\$7,165	\$10,688	\$4,447	\$10,688	\$11,757
204 204 133	Unemployment Insurance	\$97	\$97	\$59	\$145	\$48	\$138	\$145
	Subtotal Personnel Services	\$69,921	\$74,360	\$86,492	\$85,734	\$31,661	\$85,727	\$89,685
204 204 201	Insurance	\$398	\$413	\$443	\$587	\$490	\$587	\$646
204 204 202	Professional Services	\$0	\$0	\$3,270	\$500	\$206	\$500	\$500
204 204 221	Rep. & Maint. - Equipment	\$5,173	\$5,110	\$6,876	\$5,000	\$1,968	\$5,000	\$5,000
204 204 222	Rep. & Maint. - Vehicles	\$3,078	\$796	\$6	\$1,200	\$0	\$1,100	\$1,100
204 204 223	Rep. & Maint. - Trail	\$4,672	\$7,210	\$9,023	\$6,700	\$1,374	\$6,700	\$6,700
204 204 224	Rep. & Maint. - Central Garage	\$2,493	\$2,427	\$2,066	\$3,000	\$2,360	\$3,000	\$3,000
204 204 240	Chemicals	\$72	\$0	\$640	\$0	\$0	\$0	\$0
204 204 241	Agricultural Supplies	\$229	\$3,096	\$684	\$2,600	\$22	\$2,600	\$2,600
204 204 247	Small Tools & Hardware	\$32	\$22	\$79	\$500	\$10	\$500	\$500
204 204 271	Telephone	\$317	\$299	\$371	\$350	\$210	\$420	\$420
	Total Operating Expenses	\$16,464	\$19,373	\$23,458	\$20,437	\$6,640	\$20,407	\$20,466
204 204 301	Capital Repair and Maintenance	\$0	\$0	\$0	\$0	\$0	\$35,553	\$0
204 204 310	Land Purchase	\$0	\$0	\$0	\$30,000	\$0	\$0	\$0
204 204 320	Maintenance Trail Construction	\$13,700	\$15,629	\$16,810	\$30,000	\$35,553	\$829,607	\$9,000,000
204 204 321	Recreation Components	\$0	\$11,974	\$0	\$7,000	\$0	\$2,000	\$2,000
204 204 350	Equipment	\$0	\$35,533	\$0	\$33,000	\$0	\$35,500	\$1,000
	Total Capital Outlay	\$13,700	\$63,136	\$16,810	\$100,000	\$35,553	\$902,660	\$9,003,000
	Total Expenditures	\$100,085	\$156,869	\$126,760	\$206,171	\$73,854	\$1,008,794	\$9,113,151

Fund: Parks & Recreation		Function: Culture-Recreation				Activity: Marne Creek		
ACCOUNT NO.	DESCRIPTION	2016 ACTUAL	2017 ACTUAL	2018 ACTUAL	2019 ADOPTED	2019 Y.T.D.	2019 ESTIMATED	2020 PROPOSED
	Prior Year Balance	\$56,068	\$43,152	\$16,635	\$75,000	\$10,143	\$10,143	(\$26,910)
204 3340	FEMA Grant	\$0	\$0	\$0	\$0	\$0	\$0	\$6,750,000
204 3610	Interest	\$721	\$1,086	\$1,171	\$300	\$345	\$500	\$300
204 3342	James River Water Development District Gra	\$0	\$0	\$0	\$0	\$0	\$86,000	\$0
204 3343	CDBG	\$0	\$0	\$0	\$0	\$0	\$366,500	\$0
204 3660	Private Donations	\$0	\$0	\$0	\$0	\$500	\$500	\$0
204 3910	Transfer from General Fund	\$86,448	\$129,266	\$119,097	\$138,871	\$138,871	\$141,134	\$110,851
204 3950	Transfer from Second Penny	\$0	\$0	\$0	\$110,000	\$0	\$238,482	\$2,252,000
204 3960	Transfer from Water	\$0	\$0	\$0	\$0	\$0	\$138,625	\$0
	Subtotal Revenue	\$87,169	\$130,352	\$120,268	\$249,171	\$139,716	\$971,741	\$9,113,151
	Total Funds Available	\$143,237	\$173,504	\$136,903	\$324,171	\$149,859	\$981,884	\$9,086,241
	Total Expenditures	\$100,085	\$156,869	\$126,760	\$206,171	\$73,854	\$1,008,794	\$9,113,151
	Ending Balance	\$43,152	\$16,635	\$10,143	\$118,000	\$76,005	(\$26,910)	(\$26,910)

**CASUALTY RESERVE
ACCOUNT #205**

PURPOSE OF THIS DEPARTMENT: Why does this department exist?

The purpose of the appropriation is to provide a Casualty Reserve Fund, pursuant to South Dakota Codified Law (SDCL) 9-21.16.1, for replacement and repair of City property as a result of a casualty loss.

City of Yankton
Proposed 2020 Budget

Fund: Casualty Reserve		Activity: Casualty Reserve						
ACCOUNT NO.	DESCRIPTION	2016 ACTUAL	2017 ACTUAL	2018 ACTUAL	2019 ADOPTED	2019 Y.T.D.	2019 ESTIMATED	2020 PROPOSED
205 205 202	Professional Services	\$0	\$3,232	\$0	\$5,000	\$17,500	\$17,500	\$5,000
	Subtotal Other Current Expenditures	\$0	\$3,232	\$0	\$5,000	\$17,500	\$17,500	\$5,000
205 205 390	Other Fixed Assets	\$0	\$0	\$0	\$0	\$0	\$0	\$0
	Subtotal Capital Expenditures	\$0	\$0	\$0	\$0	\$0	\$0	\$0
205 205 610	Transfer to General Fund	\$0	\$0	\$0	\$0	\$0	\$0	\$0
	Subtotal Operating Transfer Out	\$0	\$0	\$0	\$0	\$0	\$0	\$0
	Total Expenditures	\$0	\$3,232	\$0	\$5,000	\$17,500	\$17,500	\$5,000

Fund: Casualty Reserve		Activity: Casualty Reserve						
ACCOUNT NO.	DESCRIPTION	2016 ACTUAL	2017 ACTUAL	2018 ACTUAL	2019 ADOPTED	2019 Y.T.D.	2019 ESTIMATED	2020 PROPOSED
	Prior Year Balance	\$63,620	\$64,047	\$61,629	\$63,374	\$62,975	\$62,975	\$46,375
205 3610	Interest	\$427	\$814	\$1,346	\$250	\$692	\$900	\$250
	Total Funds Available	\$64,047	\$64,861	\$62,975	\$63,624	\$63,667	\$63,875	\$46,625
	Total Expenditures	\$0	\$3,232	\$0	\$5,000	\$17,500	\$17,500	\$5,000
	Ending Balance	\$64,047	\$61,629	\$62,975	\$58,624	\$46,167	\$46,375	\$41,625

BRIDGE AND STREET FUND
ACCOUNT #207-221

PURPOSE OF THIS DEPARTMENT: Why does this department exist?

The purpose of these appropriations are to account for expenditures on bridge projects approved by the South Dakota Department of Transportation; maintain bridge inspections for all bridges on an every other year rotation, routine painting and maintenance of bridges on an as needed basis.

City of Yankton
Proposed 2020 Budget

Fund: Bridge & Street Fund

Activity: Capital Projects

ACCOUNT NO.	DESCRIPTION	2016 ACTUAL	2017 ACTUAL	2018 ACTUAL	2019 ADOPTED	2019 Y.T.D.	2019 ESTIMATED	2020 PROPOSED
207 221 202	Professional Services	\$0	\$0	\$928	\$0	\$0	\$0	\$0
207 221 223	Bridge Painting	\$0	\$0	\$0	\$20,000	\$0	\$20,000	\$20,000
207 221 301	Road Materials	\$0	\$0	\$0	\$50,000	\$0	\$50,000	\$50,000
207 221 391	Pine Street Bridge Repair	\$108,100	\$61,281	\$934,763	\$0	\$0	\$0	\$0
207 221 397	Cedar Street Bridge	\$10,255	\$0	\$0	\$0	\$0	\$0	\$0
	Total Expenditures	\$118,355	\$61,281	\$935,691	\$70,000	\$0	\$70,000	\$70,000

Fund: Bridge & Street Fund

Activity: Capital Projects

ACCOUNT NO.	DESCRIPTION	2016 ACTUAL	2017 ACTUAL	2018 ACTUAL	2019 ADOPTED	2019 Y.T.D.	2019 ESTIMATED	2020 PROPOSED
	Prior Year Balance	\$131,448	\$34,974	\$398	\$150,868	\$0	\$0	\$15,199
207 3380	Special Road & Bridge-Current	\$21,397	\$21,397	\$21,397	\$21,397	\$0	\$21,397	\$21,397
207 3384	Federal Aid Urban	\$0	\$0	\$0	\$0	\$0	\$0	\$0
207 3610	Interest	\$484	\$308	\$4	\$100	\$134	\$200	\$100
207 3950	Transfer from Second Penny	\$0	\$5,000	\$913,892	\$63,602	\$0	\$63,602	\$48,602
	Subtotal Revenue	\$21,881	\$26,705	\$935,293	\$85,099	\$134	\$85,199	\$70,099
	Total Funds Available	\$153,329	\$61,679	\$935,691	\$235,967	\$134	\$85,199	\$85,298
	Total Expenditures	\$118,355	\$61,281	\$935,691	\$70,000	\$0	\$70,000	\$70,000
	Ending Balance	\$34,974	\$398	\$0	\$165,967	\$134	\$15,199	\$15,298

**911 / DISPATCH
ACCOUNT #208**

PURPOSE OF THIS DEPARTMENT: Why does this department exist?

The Yankton Dispatch Center's primary mission is to provide the highest quality public safety for the people who live, work, play and visit within Yankton County.

DEPARTMENT PERSONNEL: 1 Communications Supervisor, 1 Communications Specialist and 8 dispatchers.

City of Yankton
Proposed 2020 Budget

Fund: 911 / Dispatch		Function: Public Safety				Activity: 911 / Dispatch		
ACCOUNT NO.	DESCRIPTION	2016 ACTUAL	2017 ACTUAL	2018 ACTUAL	2019 ADOPTED	2019 Y.T.D.	2019 ESTIMATED	2020 PROPOSED
208 208 101	Regular Wages	\$331,097	\$349,633	\$409,464	\$441,589	\$201,682	\$441,589	\$460,295
208 208 102	Temporary Wages	\$2,550	\$4,811	\$6,708	\$5,000	\$1,637	\$5,000	\$5,000
208 208 103	Overtime Wages	\$51,201	\$51,925	\$27,040	\$52,000	\$7,156	\$52,000	\$52,000
208 208 111	OASI	\$28,971	\$30,576	\$32,555	\$38,142	\$15,836	\$38,142	\$39,573
208 208 121	Retirement	\$22,926	\$23,921	\$25,852	\$29,615	\$12,530	\$29,615	\$30,738
208 208 131	Worker's Compensation	\$1,183	\$1,334	\$977	\$1,464	(\$24)	\$1,464	\$1,610
208 208 132	Group Insurance	\$57,468	\$57,210	\$59,998	\$74,797	\$32,927	\$74,797	\$82,277
208 208 133	Unemployment Insurance	\$612	\$707	\$521	\$852	\$433	\$852	\$895
	Subtotal Personnel Services	\$496,008	\$520,117	\$563,115	\$643,459	\$272,177	\$643,459	\$672,388
208 208 201	Insurance	\$5,345	\$5,538	\$26,112	\$7,027	\$6,588	\$7,027	\$7,730
208 208 202	Professional Services	\$35,697	\$34,563	\$13,175	\$48,000	\$518	\$48,000	\$48,000
208 208 212	Rent	\$8,740	\$8,740	\$0	\$8,740	\$0	\$8,740	\$8,740
208 208 231	Postage	\$0	\$0	\$0	\$1,000	\$0	\$1,000	\$1,000
208 208 232	Office Supplies	\$874	\$584	\$364	\$1,000	\$817	\$1,000	\$1,000
208 208 234	Copies	\$0	\$0	\$0	\$500	\$0	\$500	\$500
208 208 244	Uniforms	\$543	\$888	\$1,043	\$1,500	\$550	\$1,500	\$1,500
208 208 265	Conferences & Meetings	\$2,624	\$608	\$2,040	\$1,500	\$194	\$1,500	\$1,500
208 208 271	Telephone	\$420	\$420	\$420	\$8,700	\$210	\$8,700	\$8,700
208 208 281	Administration Billing	\$0	\$0	\$0	\$87,686	\$0	\$84,123	\$87,686
	Total Operating Expenses	\$54,243	\$51,341	\$43,154	\$165,653	\$8,877	\$162,090	\$166,356
208 208 350	Equipment	\$13,109	\$6,790	\$27,754	\$643,455	\$210	\$643,455	\$49,000
	Total Capital Outlay	\$13,109	\$6,790	\$27,754	\$643,455	\$210	\$643,455	\$49,000
	Total Expenditures	\$563,360	\$578,248	\$634,023	\$1,452,567	\$281,264	\$1,449,004	\$887,744

Fund: 911 / Dispatch		Function: Public Safety				Activity: 911 / Dispatch		
ACCOUNT NO.	DESCRIPTION	2016 ACTUAL	2017 ACTUAL	2018 ACTUAL	2019 ADOPTED	2019 Y.T.D.	2019 ESTIMATED	2020 PROPOSED
	Prior Year Balance	\$19,356	\$17,636	\$18,248	\$0	\$15,000	\$15,000	\$15,000
208 3377	E911 Funds	\$65,842	\$95,159	\$80,685	\$117,393	\$15,540	\$117,393	\$117,393
208 3384	County Reimbursement	\$53,994	\$55,656	\$60,022	\$25,000	\$5,016	\$25,000	\$25,000
208 3384	County Reimbursement	\$0	\$0	\$0	\$0	\$0	\$400,000	\$0
208 3414	County Reimbursement	\$0	\$0	\$0	\$1,500	\$0	\$1,500	\$1,500
208 3610	Interest	\$1,743	\$9,362	\$8,859	\$120	\$3,022	\$3,022	\$120
208 3910	Transfer from General Fund	\$440,061	\$418,683	\$481,209	\$1,308,554	\$669,099	\$902,089	\$743,731
	Subtotal Revenue	\$561,640	\$578,860	\$630,775	\$1,452,567	\$692,677	\$1,449,004	\$887,744
	Total Funds Available	\$580,996	\$596,496	\$649,023	\$1,452,567	\$707,677	\$1,464,004	\$902,744
	Total Expenditures	\$563,360	\$578,248	\$634,023	\$1,452,567	\$281,264	\$1,449,004	\$887,744
	Ending Balance	\$17,636	\$18,248	\$15,000	\$0	\$426,413	\$15,000	\$15,000

BID DISTRICT #1
ACCOUNT #209

PURPOSE OF THIS DEPARTMENT: Why does this department exist?

The purpose of the Bid District – Pursuant to SDCL 9-55, et seq., the City hereby has established Business Improvement District #1 to help fund a portion of the costs of creation, promotion, marketing, and capital of visitor facilities, events, attractions and activities which benefit the City and the hotels, motels and lodging establishments located in “the District.” Eligible expenses may include payment for the costs of acquisition, construction, maintenance, operation and funding of public improvements, facilities for the enhancement, expansion, marketing and promotion of visitor facilities, events, attractions and activities.

City of Yankton
Proposed 2020 Budget

Fund: **BID**

Activity: **Tourism Promotion**

ACCOUNT NO.	DESCRIPTION	2016 ACTUAL	2017 ACTUAL	2018 ACTUAL	2019 ADOPTED	2019 Y.T.D.	2019 ESTIMATED	2020 PROPOSED
209 209 202	Professional Services	\$14,298	\$229,890	\$224,746	\$14,000	\$15,362	\$15,362	\$14,000
209 209 204	YAPG - (Mt. Marty)	\$0	\$0	\$0	\$112,000	\$122,895	\$122,895	\$112,000
209 209 610	Transfer to General Fund - Administration	\$3,001	\$2,950	\$3,073	\$2,800	\$0	\$2,800	\$2,800
	Total Expenditures	\$17,299	\$232,840	\$227,819	\$128,800	\$138,257	\$141,057	\$128,800

Fund: **BID**

Activity: **Tourism Promotion**

ACCOUNT NO.	DESCRIPTION	2016 ACTUAL	2017 ACTUAL	2018 ACTUAL	2019 ADOPTED	2019 Y.T.D.	2019 ESTIMATED	2020 PROPOSED
	Prior Years Balance	\$327,306	\$460,619	\$374,362	\$0	\$300,161	\$300,161	\$303,104
209 3121	Lodging Tax	\$148,086	\$140,884	\$146,972	\$140,000	\$52,908	\$140,000	\$140,000
209 3610	Interest	\$2,526	\$5,699	\$6,646	\$2,500	\$3,359	\$4,000	\$2,500
	Subtotal Revenues	\$150,612	\$146,583	\$153,618	\$142,500	\$56,267	\$144,000	\$142,500
	Total Funds Available	\$477,918	\$607,202	\$527,980	\$142,500	\$356,428	\$444,161	\$445,604
	Total Expenditures	\$17,299	\$232,840	\$227,819	\$128,800	\$138,257	\$141,057	\$128,800
	Ending Balance	\$460,619	\$374,362	\$300,161	\$13,700	\$218,171	\$303,104	\$316,804

BBB
ACCOUNT #211

PURPOSE OF THIS DEPARTMENT: Why does this department exist?

The purpose of this appropriation is to account for expenditures of the 1 percent municipal BBB sales tax. All revenue received from this additional tax shall be utilized for the promotion and advertising of the City, its facilities, attractions, and activities. The City Commissioners shall have the authority to appropriate such funds as are generated by this additional tax for that purpose.

City of Yankton
Proposed 2020 Budget

Fund: **BBB**

Activity: **Tourism Promotion**

ACCOUNT NO.	DESCRIPTION	2016 ACTUAL	2017 ACTUAL	2018 ACTUAL	2019 ADOPTED	2019 Y.T.D.	2019 ESTIMATED	2020 PROPOSED
211 231 202	Professional Services	\$195	\$22,867	\$1,049	\$15,000	\$0	\$15,000	\$10,000
211 231 549	Historic Downtown Yankton (Façade Progar	\$8,709	\$15,092	\$14,200	\$30,000	\$0	\$30,000	\$20,000
211 231 550	Convention Visitors Bureau (CVB)	\$172,862	\$177,862	\$177,862	\$209,723	\$104,862	\$209,723	\$209,723
211 231 551	Yankton Area Progressive Growth	\$212,468	\$212,468	\$212,468	\$230,000	\$115,000	\$230,000	\$230,000
211 231 552	Missouri River Corridor	\$0	\$0	\$0	\$0	\$0	\$2,500	\$27,500
211 231 553	PEG Channel Upgrades	\$0	\$0	\$0	\$0	\$0	\$20,000	\$0
211 231 556	Fireworks	\$20,000	\$20,000	\$20,000	\$27,000	\$20,000	\$27,000	\$27,000
211 231 557	Midwest Parks & Recreation Conference	\$0	\$0	\$5,000	\$0	\$0	\$0	\$0
211 231 558	Cramer-Kenyon House	\$0	\$0	\$5,000	\$2,500	\$1,250	\$2,500	\$2,500
211 231 559	National Field Archery Association	\$0	\$0	\$20,000	\$0	\$0	\$0	\$0
211 231 563	Lewis and Clark Theatre	\$0	\$0	\$0	\$2,500	\$1,250	\$2,500	\$2,500
211 231 566	Special Events Overtime	\$15,000	\$15,000	\$15,000	\$15,000	\$0	\$15,000	\$15,000
211 231 567	Website	\$25	\$14,207	\$0	\$8,000	\$7,640	\$8,000	\$8,000
211 231 569	Meade Building	\$25,000	\$25,000	\$25,000	\$0	\$0	\$0	\$0
211 231 571	Boys & Girls Club	\$25,000	\$25,000	\$25,000	\$25,000	\$25,000	\$25,000	\$0
211 231 572	HSC Land Purchase #1 Repayment	\$100,000	\$25,000	\$25,000	\$25,000	\$0	\$25,000	\$0
211 231 573	Onward Yankton	\$0	\$25,000	\$20,000	\$15,000	\$15,000	\$15,000	\$0
211 231 575	Special Events - Event Coordinator Activities	\$0	\$15,907	\$18,675	\$20,000	\$14,136	\$32,000	\$20,000
211 231 576	Yankton Baseball	\$0	\$0	\$0	\$3,600	\$0	\$3,600	\$3,600
211 231 577	Summer Band	\$0	\$0	\$0	\$3,600	\$3,733	\$3,733	\$3,600
211 231 578	Yankton Area Arts	\$0	\$0	\$0	\$5,000	\$2,500	\$5,000	\$5,000
211 231 599	Special Projects	\$30,246	\$0	\$0	\$0	\$22,500	\$32,500	\$0
211 231 610	Transfer to General Fund - Airport Hanger	\$22,145	\$22,145	\$0	\$0	\$0	\$0	\$0
211 231 628	Transfer to Huether Aquatic	\$0	\$0	\$0	\$0	\$0	\$0	\$450,000
211 231 653	Transfer to Park Capital	\$0	\$0	\$0	\$20,000	\$0	\$20,000	\$20,000
211 231 657	Transfer to TID #5 - Debt Service	\$0	\$50,269	\$55,421	\$55,914	\$0	\$55,914	\$55,914
	Total Expenditures	\$631,650	\$665,817	\$639,675	\$712,837	\$332,871	\$779,970	\$1,110,337

Fund: **BBB**

Activity: **Tourism Promotion**

ACCOUNT NO.	DESCRIPTION	2016 ACTUAL	2017 ACTUAL	2018 ACTUAL	2019 ADOPTED	2019 Y.T.D.	2019 ESTIMATED	2020 PROPOSED
	Prior Years Balance	\$585,922	\$584,419	\$585,910	\$464,974	\$678,068	\$678,068	\$560,545
211 3140	BBB Tax	\$625,642	\$640,287	\$645,757	\$659,640	\$235,585	\$632,842	\$632,842
211 3491	Miscellaneous Non-Taxable	\$0	\$19,104	\$70,000	\$0	\$605	\$605	\$0
211 3240	Cable TV Reimbursement	\$0	\$0	\$0	\$0	\$0	\$20,000	\$0
211 3610	Interest	\$4,505	\$7,167	\$13,744	\$2,000	\$7,946	\$9,000	\$2,000
211 3660	Donations from Private	\$0	\$750	\$2,332	\$0	\$0	\$0	\$0
	Subtotal Revenues	\$630,147	\$667,308	\$731,833	\$661,640	\$244,136	\$662,447	\$634,842
	Total Funds Available	\$1,216,069	\$1,251,727	\$1,317,743	\$1,126,614	\$922,204	\$1,340,515	\$1,195,387
	Total Expenditures	\$631,650	\$665,817	\$639,675	\$712,837	\$332,871	\$779,970	\$1,110,337
	Ending Balance	\$584,419	\$585,910	\$678,068	\$413,777	\$589,333	\$560,545	\$85,050

**INFRASTRUCTURE IMPROVEMENT REVOLVING FUND
ACCOUNT #241**

PURPOSE OF THIS DEPARTMENT: Why does this department exist?

The purpose of the Infrastructure Improvement Revolving Fund is to help fund special assessment construction projects in the City of Yankton that improve the City's infrastructure. The revenue is generated from citizen's payments on special assessments assigned to their property.

City of Yankton
Proposed 2020 Budget

Fund: Infrastructure Improvement Revolving Fund

Activity: Capital Projects

ACCOUNT NO.	DESCRIPTION	2016 ACTUAL	2017 ACTUAL	2018 ACTUAL	2019 ADOPTED	2019 Y.T.D.	2019 ESTIMATED	2020 PROPOSED
241 241 656	Transfer to Infra. Imp. Const.	\$44,720	\$44,720	\$593,689	\$44,720	\$0	\$472,000	\$44,720
	Total Expenditures	\$44,720	\$44,720	\$593,689	\$44,720	\$0	\$472,000	\$44,720

Fund: Infrastructure Improvement Revolving Fund

Activity: Capital Projects

ACCOUNT NO.	DESCRIPTION	2016 ACTUAL	2017 ACTUAL	2018 ACTUAL	2019 ADOPTED	2019 Y.T.D.	2019 ESTIMATED	2020 PROPOSED
	Prior Year Balance	\$38,278	\$345,685	\$550,408	\$18,981	\$23,674	\$23,674	(\$395,563)
241 3610	Interest	\$189	\$4,782	\$12,543	\$120	\$5,086	\$7,000	\$120
241 3630	Special Assess.-Interest	\$9,480	\$19,158	\$7,206	\$10,000	\$4,040	\$10,000	\$10,000
241 3631	Special Assess.-Delinquent	\$9,284	\$6,377	\$4,724	\$4,600	\$5,763	\$5,763	\$4,600
241 3632	Special Assess.-Current	\$66,178	\$9,057	\$17,876	\$15,000	\$6,206	\$15,000	\$15,000
241 3633	Special Assess.-Deferred	\$266,996	\$210,069	\$24,606	\$15,000	\$0	\$15,000	\$15,000
	Subtotal Revenue	\$352,127	\$249,443	\$66,955	\$44,720	\$21,095	\$52,763	\$44,720
	Total Funds Available	\$390,405	\$595,128	\$617,363	\$63,701	\$44,769	\$76,437	(\$350,843)
	Total Expenditures	\$44,720	\$44,720	\$593,689	\$44,720	\$0	\$472,000	\$44,720
	Ending Balance	\$345,685	\$550,408	\$23,674	\$18,981	\$44,769	(\$395,563)	(\$395,563)

**PUBLIC IMPROVEMENT
ACCOUNT #501**

PURPOSE OF THIS DEPARTMENT: Why does this department exist?

The Public Improvement Fund is held as a reserve for future improvements.

City of Yankton
Proposed 2020 Budget

Fund: Public Improvement

Activity: Capital Projects

ACCOUNT NO.	DESCRIPTION	2016 ACTUAL	2017 ACTUAL	2018 ACTUAL	2019 ADOPTED	2019 Y.T.D.	2019 ESTIMATED	2020 PROPOSED
501 501 202	Professional Services	\$19,886	\$0	\$0	\$0	\$0	\$0	\$0
501 501 383	Boys & Girls Club CDBG	\$372,030	\$0	\$0	\$0	\$0	\$0	\$0
501 501 388	RTEC Training	\$150,000	\$7,541	\$0	\$0	\$0	\$0	\$0
501 501 389	North Broadway HSC Land Purchase	\$0	\$0	\$0	\$0	\$0	\$0	\$0
	Total Expenditures	\$541,916	\$7,541	\$0	\$0	\$0	\$0	\$0

Fund: Public Improvement

Activity: Capital Projects

ACCOUNT NO.	DESCRIPTION	2016 ACTUAL	2017 ACTUAL	2018 ACTUAL	2019 ADOPTED	2019 Y.T.D.	2019 ESTIMATED	2020 PROPOSED
	Prior Year Balance	(\$1,929,283)	(\$1,641,063)	(\$1,611,669)	\$0	(\$1,482,209)	(\$1,482,209)	(\$1,482,209)
501 3313	Boys & Girls Club CDBG	\$372,030	\$0	\$0	\$0	\$0	\$0	\$0
501 3341	RTEC Training - CDBG	\$150,000	\$11,928	\$0	\$0	\$0	\$0	\$0
501 3345	YAPG Reimbursement	\$15,000	\$0	\$0	\$0	\$0	\$0	\$0
501 3491	Other Non-Taxable (BNSF Railroad Crossing	\$10,000	\$0	\$0	\$0	\$0	\$0	\$0
501 3495	Sale of Property	\$83,077	\$0	\$104,460	\$0	\$0	\$0	\$0
501 3610	Interest	\$29	\$7	\$0	\$0	\$0	\$0	\$0
501 3910	Transfer From General Fund	\$100,000	\$0	\$0	\$0	\$0	\$0	\$0
501 3923	Transfer From BBB	\$100,000	\$25,000	\$25,000	\$0	\$0	\$0	\$0
	Subtotal Revenue	\$830,136	\$36,935	\$129,460	\$0	\$0	\$0	\$0
	Total Funds Available	(\$1,099,147)	(\$1,604,128)	(\$1,482,209)	\$0	(\$1,482,209)	(\$1,482,209)	(\$1,482,209)
	Total Expenditures	\$541,916	\$7,541	\$0	\$0	\$0	\$0	\$0
	Ending Balance	(\$1,641,063)	(\$1,611,669)	(\$1,482,209)	\$0	(\$1,482,209)	(\$1,482,209)	(\$1,482,209)

**AIRPORT – FAA CAPITAL
ACCOUNT #502**

PURPOSE OF THIS DEPARTMENT: Why does this department exist?

This airport fund is established to implement Airport Improvement Projects (AIP) approved by the FAA. AIP are funded with the use of City, State, and FAA resources.

City of Yankton
Proposed 2020 Budget

Fund: Airport Capital-FAA Funded Projects

Activity: Capital Projects

ACCOUNT NO.	DESCRIPTION	2016 ACTUAL	2017 ACTUAL	2018 ACTUAL	2019 ADOPTED	2019 Y.T.D.	2019 ESTIMATED	2020 PROPOSED
502 511 393	T-Hanger	\$0	\$0	\$0	\$500,000	\$0	\$0	\$0
502 511 394	Apron Work	\$39,615	\$12,747	\$0	\$1,350,000	\$11,332	\$1,350,000	\$0
502 511 395	Taxiway Construction	\$0	\$0	\$0	\$0	\$0	\$0	\$0
502 511 396	Crosswind Runway Reconstruction	\$0	\$0	\$0	\$0	\$0	\$130,000	\$2,195,000
502 511 397	Terminal Apron Joint Seal	\$0	\$3,773	\$0	\$0	\$0	\$0	\$0
	Total Expenditures	\$39,615	\$16,520	\$0	\$1,850,000	\$11,332	\$1,480,000	\$2,195,000

Fund: Airport Capital

Activity: Capital Projects

ACCOUNT NO.	DESCRIPTION	2016 ACTUAL	2017 ACTUAL	2018 ACTUAL	2019 ADOPTED	2019 Y.T.D.	2019 ESTIMATED	2020 PROPOSED
	Prior Year Balance	\$84,466	\$82,485	\$76,631	\$0	\$202,205	\$202,205	\$146,874
502 3345	Reconstruct Apron	\$37,634	\$10,666	\$125,574	\$1,215,000	\$31,007	\$1,215,000	\$0
502 3348	Runway Reconstruction	\$0	\$0	\$0	\$0	\$0	\$130,000	\$2,195,000
502 3614	Amount to be Provided	\$0	\$0	\$0	\$500,000	\$0	\$0	\$0
502 3910	Transfer from General Fund	\$0	\$0	\$0	\$79,669	\$0	\$79,669	\$0
	Total Funds Available	\$122,100	\$93,151	\$202,205	\$1,794,669	\$233,212	\$1,626,874	\$2,341,874
	Total Expenditures	\$39,615	\$16,520	\$0	\$1,850,000	\$11,332	\$1,480,000	\$2,195,000
	Ending Balance	\$82,485	\$76,631	\$202,205	(\$55,331)	\$221,880	\$146,874	\$146,874

**PARK CAPITAL
ACCOUNT #503**

PURPOSE OF THIS DEPARTMENT: Why does this department exist?

A function of the Department of Parks, Recreation, & Special Events this division supports the plans for improvements to and expansion of the City's park system.

City of Yankton
Proposed 2020 Budget

Fund: Parks & Recreation

Activity: Capital Projects

ACCOUNT NO.	DESCRIPTION	2016 ACTUAL	2017 ACTUAL	2018 ACTUAL	2019 ADOPTED	2019 Y.T.D.	2019 ESTIMATED	2020 PROPOSED
503 541 321	Memorial Park Improvements	\$0	\$11,789	\$0	\$0	\$0	\$0	\$112,000
503 541 325	Tennis Court Resurfacing	\$0	\$0	\$63,185	\$0	\$0	\$0	\$0
503 542 320	Sertoma Park Improvements	\$0	\$2,100	\$0	\$20,000	\$7,412	\$7,412	\$20,000
503 544 320	Riverside Park Development	\$0	\$41,153	\$0	\$25,000	\$0	\$25,000	\$10,000
503 544 320	Riverside Park Shelter Shingling	\$0	\$0	\$0	\$0	\$5,429	\$5,429	\$0
503 544 320	Riverside Park Amphitheatre Railings	\$0	\$0	\$0	\$0	\$0	\$0	\$20,000
503 544 390	Riverside Park Ballfields	\$38,868	\$3,531	\$0	\$0	\$0	\$0	\$0
503 548 322	Sidewalks in Parks	\$0	\$0	\$0	\$11,000	\$0	\$0	\$11,000
503 549 321	Park Signs	\$0	\$0	\$0	\$5,000	\$0	\$5,000	\$5,000
503 549 361	Banners & Decorations	\$0	\$0	\$0	\$30,000	\$63	\$30,000	\$0
503 549 362	Building Doors & Frames	\$7,350	\$0	\$18,126	\$6,000	\$0	\$9,000	\$6,000
503 549 363	Bleachers	\$10,308	\$10,066	\$0	\$25,000	\$20,571	\$20,571	\$4,000
503 549 364	Commission Ideas from NLC	\$0	\$3,000	\$4,150	\$10,850	\$0	\$0	\$0
	Total Expenditures	\$56,526	\$71,639	\$85,461	\$132,850	\$33,475	\$102,412	\$188,000

Fund: Parks & Recreation

Activity: Capital Projects

ACCOUNT NO.	DESCRIPTION	2016 ACTUAL	2017 ACTUAL	2018 ACTUAL	2019 ADOPTED	2019 Y.T.D.	2019 ESTIMATED	2020 PROPOSED
	Prior Year Balance	\$1,062	(\$13,964)	\$24,397	\$0	\$10,000	\$10,000	\$0
503 3660	Private Donations	\$0	\$0	\$0	\$0	\$0	\$0	\$0
503 3910	Transfer from General Fund	\$41,500	\$110,000	\$71,064	\$122,850	\$0	\$72,412	\$178,000
503 3923	Transfer from BBB	\$0	\$0	\$0	\$10,000	\$0	\$20,000	\$10,000
	Total Funds Available	\$42,562	\$96,036	\$95,461	\$132,850	\$10,000	\$102,412	\$188,000
	Total Expenditures	\$56,526	\$71,639	\$85,461	\$132,850	\$33,475	\$102,412	\$188,000
	Ending Balance	(\$13,964)	\$24,397	\$10,000	\$0	(\$23,475)	\$0	\$0

**INFRASTRUCTURE IMPROVEMENT CONSTRUCTION
ACCOUNT #504**

PURPOSE OF THIS DEPARTMENT: Why does this department exist?

The purpose of the Infrastructure Improvement Construction Fund is to help fund special assessment construction projects in the City of Yankton that improve the City's infrastructure.

City of Yankton
Proposed 2020 Budget

Fund: Infrastructure Imp.-Construction

Activity: Capital Projects

ACCOUNT NO.	DESCRIPTION	2016 ACTUAL	2017 ACTUAL	2018 ACTUAL	2019 ADOPTED	2019 Y.T.D.	2019 ESTIMATED	2020 PROPOSED
504 581 391	Douglas (Anna to 31st)	\$1,283,791	\$0	\$0	\$0	\$0	\$0	\$0
504 581 392	Alley - Riverside to 2nd / Broadway to Cedar	\$72	\$0	\$0	\$0	\$0	\$0	\$0
504 581 393	Alley 9th-10th Walnut Douglas	\$72	\$0	\$0	\$0	\$0	\$0	\$0
504 581 395	15th St.-Dakota to WCLR	\$792,675	\$0	\$0	\$0	\$0	\$0	\$0
504 581 396	Alley S 8th /Douglas-Walnut	\$73	\$0	\$0	\$0	\$0	\$0	\$0
504 581 397	Alley	\$0	\$21,942	\$0	\$100,000	\$0	\$0	\$100,000
	Total Expenditures	\$2,076,683	\$21,942	\$0	\$100,000	\$0	\$0	\$100,000

Fund: Infrastructure Imp.-Construction

Activity: Capital Projects

ACCOUNT NO.	DESCRIPTION	2016 ACTUAL	2017 ACTUAL	2018 ACTUAL	2019 ADOPTED	2019 Y.T.D.	2019 ESTIMATED	2020 PROPOSED
	Prior Year Balance	\$129,915	(\$437,681)	(\$414,903)	\$0	\$178,787	\$178,787	\$223,507
504 3924	Transfer-Infra. Imp. Revolving	\$44,720	\$44,720	\$593,690	\$44,720	\$0	\$44,720	\$44,720
504 3950	Transfer from Second Penny	\$1,464,367	\$0	\$0	\$0	\$0	\$0	\$0
	Total Funds Available	\$1,639,002	(\$392,961)	\$178,787	\$44,720	\$178,787	\$223,507	\$268,227
	Total Expenditures	\$2,076,683	\$21,942	\$0	\$100,000	\$0	\$0	\$100,000
	Ending Balance	(\$437,681)	(\$414,903)	\$178,787	(\$55,280)	\$178,787	\$223,507	\$168,227

**HUETHER AQUATIC CENTER CONSTRUCTION
ACCOUNT #505**

PURPOSE OF THIS DEPARTMENT: Why does this department exist?

The purpose of the fund is to construct the Huether Aquatic Center.

City of Yankton
Proposed 2020 Budget

Fund: Huether Aquatic Center		Function: Culture-Recreation				Activity: Construction		
ACCOUNT NO.	DESCRIPTION	2016 ACTUAL	2017 ACTUAL	2018 ACTUAL	2019 ADOPTED	2019 Y.T.D.	2019 ESTIMATED	2020 PROPOSED
505 505 201	Insurance	\$0	\$0	\$0	\$0	\$0	\$0	\$0
505 505 202	Professional Services	\$0	\$0	\$0	\$0	\$0	\$0	\$0
	Total Operating Expenses	\$0	\$0	\$0	\$0	\$0	\$0	\$0
505 505 320	Buildings & Structures	\$0	\$0	\$0	\$0	\$219,300	\$2,000,000	\$15,000,000
505 505 350	Equipment	\$0	\$0	\$0	\$0	\$0	\$0	\$0
	Total Capital Outlay	\$0	\$0	\$0	\$0	\$219,300	\$2,000,000	\$15,000,000
	Total Expenditures	\$0	\$0	\$0	\$0	\$219,300	\$2,000,000	\$15,000,000

Fund: Huether Aquatic Center		Function: Culture-Recreation				Activity: Construction		
ACCOUNT NO.	DESCRIPTION	2016 ACTUAL	2017 ACTUAL	2018 ACTUAL	2019 ADOPTED	2019 Y.T.D.	2019 ESTIMATED	2020 PROPOSED
	Prior Year Balance	\$0	\$0	\$0	\$0	\$0	\$0	\$0
505 3610	Interest	\$0	\$0	\$0	\$0	\$0	\$0	\$0
505 3614	Bond Proceeds	\$0	\$0	\$0	\$0	\$0	\$0	\$12,550,000
505 3615	Miscellaneous Reimbursements	\$0	\$0	\$0	\$0	\$0	\$0	\$0
505 3660	Donations	\$0	\$0	\$0	\$0	\$0	\$0	\$2,000,000
505 3910	Transfer From General Fund	\$0	\$0	\$0	\$0	\$0	\$2,000,000	\$0
505 3923	Transfer From BBB	\$0	\$0	\$0	\$0	\$0	\$0	\$450,000
	Total Funds Available	\$0	\$0	\$0	\$0	\$0	\$2,000,000	\$15,000,000
	Total Expenditures	\$0	\$0	\$0	\$0	\$219,300	\$2,000,000	\$15,000,000
	Ending Balance	\$0	\$0	\$0	\$0	(\$219,300)	\$0	\$0

GENERAL SALES AND USE TAX ACCOUNT #506

PURPOSE OF THIS DEPARTMENT: Why does this department exist?

The purpose of the sales and use tax capital improvements fund is to provide an appropriation for the additional .86 percent sales tax, and as provided for in Section 22.5 of the Code of Ordinances. The usage of the revenue from the additional 0.86 percent sales tax is restricted for capital improvements. These revenues may be used for capital improvements, land acquisitions, and debt retirement for a joint building project with the Yankton School District (Summit Activity Center) including parking, street and utility improvements. These revenues can also be used for street reconstruction and storm water drainage system improvements throughout our City.

City of Yankton
Proposed 2020 Budget

Fund: Special Capital Improvement Fund

Activity: Capital Projects

ACCOUNT NO.	DESCRIPTION	2016 ACTUAL	2017 ACTUAL	2018 ACTUAL	2019 ADOPTED	2019 Y.T.D.	2019 ESTIMATED	2020 PROPOSED
506 571 202	Professional Services	\$0	\$0	\$0	\$0	\$0	\$0	\$0
506 571 350	Summit Activities Center	\$127,021	\$68,490	\$752,980	\$207,880	\$9,630	\$396,265	\$243,460
506 572 202	Professional Services / Payment to YAPG	\$304,113	\$306,367	\$308,933	\$334,012	\$65,305	\$334,012	\$350,713
506 572 369	Riverside Dr, Broadway to Green	\$0	\$0	\$0	\$300,000	\$0	\$0	\$455,000
506 572 370	21st Street, Broadway to Douglas	\$0	\$0	\$0	\$650,000	\$66,121	\$829,000	\$0
506 572 371	21st Street RR Crossing (City Share Only)	\$0	\$11,208	\$0	\$0	\$0	\$0	\$0
506 572 372	21st Street, Summit To RR	\$0	\$204,556	\$0	\$0	\$0	\$0	\$0
506 572 373	23rd St - West of WCLR - Loan TID	\$0	\$0	\$0	\$200,000	\$0	\$0	\$200,000
506 572 374	8th Street- Linn to Summit	\$0	\$174,094	\$2,971,228	\$0	\$250	\$150,000	\$0
506 572 375	25th Street, Douglas to Mulberry	\$0	\$263,740	\$0	\$0	\$0	\$0	\$0
506 572 376	Open asphalt	\$469,596	\$240,209	\$245,232	\$550,000	\$46,873	\$550,000	\$550,000
506 572 377	Maple Street, 4th to 6th	\$0	\$235,218	\$0	\$0	\$0	\$0	\$0
506 572 379	31st Street - Pedestrian Enhancements	\$0	\$22,203	\$6,689	\$1,452,648	\$0	\$1,452,648	\$0
506 572 381	Walnut - 2nd to 4th	\$0	\$15,928	\$2,091,415	\$0	\$83,746	\$280,000	\$0
506 572 383	Sidewalk Improvements	\$0	\$0	\$0	\$40,000	\$0	\$40,000	\$40,000
506 572 384	2nd Street Calmers	\$0	\$557,475	\$0	\$0	\$0	\$0	\$0
506 572 385	West City Limits Road - RR To Golf View Lr	\$0	\$409,265	\$2,561,934	\$0	\$0	\$0	\$0
506 572 387	West City Limits Road - RR Crossing City Sh	\$0	\$0	\$4,071	\$0	\$0	\$65,000	\$0
506 572 388	15th Street, Railroad Crossing	\$0	\$0	\$0	\$65,000	\$0	\$65,000	\$0
506 572 389	Downtown Improvements	\$17,733	\$264	\$329	\$0	\$0	\$0	\$0
506 572 390	Street Reconstruction	\$18,579	\$7,631	\$0	\$80,000	\$0	\$80,000	\$80,000
506 572 393	26th Street - Douglas to Mulberry	\$0	\$0	\$0	\$385,000	\$144,991	\$385,000	\$0
506 572 395	4th Street Reconstruction - City's Share	\$34,333	\$2,028	\$19,102	\$511,000	\$0	\$135,000	\$0
506 572 398	East Hwy 50 Corridor	\$383,160	\$0	\$273,742	\$0	\$0	\$0	\$0
506 572 610	Transfer to General Fund - GIS	\$19,346	\$19,346	\$19,346	\$19,346	\$0	\$19,346	\$19,346
507 572 610	Transfer to General Fund - Streets	\$0	\$0	\$0	\$2,000,000	\$0	\$2,000,000	\$0
506 572 626	Transfer to Bridge & Street Fund	\$0	\$5,000	\$913,892	\$63,602	\$0	\$48,602	\$48,602
506 572 656	Transfer to Infrastructure Improvement	\$1,464,367	\$0	\$0	\$0	\$0	\$0	\$0
506 572 658	Loan to Infrastructure	\$0	\$0	\$0	\$100,000	\$0	\$0	\$0
506 573 390	Storm Sewer Construction	\$0	\$0	\$0	\$15,000	\$0	\$15,000	\$15,000
506 573 391	Trail & Drainage Improvements	\$0	\$0	\$0	\$25,000	\$0	\$25,000	\$25,000
506 573 623	Transfer to Marne Creek Fund	\$0	\$0	\$0	\$110,000	\$0	\$238,482	\$2,250,000
506 573 xxx	Loan to Public Improvement / HSC	\$0	\$0	\$0	\$0	\$0	\$1,482,228	\$0
506 574 362	Peyton Lane	\$0	\$0	\$49,681	\$0	\$0	\$0	\$0
506 574 364	Maple Street, 6th to 8th	\$280,903	(\$64)	\$0	\$0	\$0	\$0	\$0
506 574 365	5th Street, Broadway to Green	\$0	\$0	\$0	\$0	\$0	\$0	\$275,000
506 574 366	12th Street, Douglas to Mulberry	\$0	\$0	\$0	\$0	\$0	\$0	\$450,000
506 574 367	Pine Street, 10th to 15th	\$0	\$0	\$0	\$0	\$0	\$0	\$500,000
506 574 368	Aquatics Parking Lot	\$0	\$0	\$0	\$0	\$0	\$0	\$170,000
506 574 373	Permanent Pavement Markings	\$30,461	\$47,832	\$47,692	\$80,000	\$0	\$80,000	\$80,000
506 574 381	Downtown Alleys	\$0	\$0	\$0	\$150,000	\$0	\$150,000	\$150,000
506 574 385	Mulberry Street - 8th to 15th	\$0	\$0	\$97,501	\$0	\$0	\$0	\$0
506 574 390	Crushed Salvaged Concrete	\$0	\$177,491	\$60,772	\$200,000	\$164,484	\$200,000	\$0
	Total Expenditures	\$3,149,612	\$2,768,281	\$10,424,539	\$7,538,488	\$581,400	\$9,020,583	\$5,902,121

City of Yankton
Proposed 2020 Budget

Fund: Special Capital Improvement Fund

Activity: Capital Projects

ACCOUNT NO.	DESCRIPTION	2016 ACTUAL	2017 ACTUAL	2018 ACTUAL	2019 ADOPTED	2019 Y.T.D.	2019 ESTIMATED	2020 PROPOSED
	Prior Year Balance	\$9,583,322	\$10,969,027	\$12,473,448	\$4,334,404	\$7,988,779	\$7,988,779	\$3,821,646
506 3140	General Sales and Use Tax	\$3,872,372	\$3,926,223	\$4,087,233	\$4,104,670	\$1,535,215	\$4,104,670	\$4,104,670
506 3311	TAP Trail Grant	\$0	\$0	\$10,773	\$0	\$0	\$0	\$0
506 3342	State Grant	\$111,707	\$0	\$0	\$0	\$48,586	\$48,586	\$0
506 3343	Federal Aid Urban	\$467,168	\$180,859	\$459,014	\$467,168	\$441,173	\$441,173	\$420,735
506 3384	Yankton County Share	\$0	\$0	\$1,000,000	\$0	\$0	\$0	\$0
506 3390	Yankton School District	\$0	\$0	\$95,483	\$0	\$74,021	\$74,021	\$0
506 3430	Engineering & Admin - Sp Projects	\$2,054	\$0	\$0	\$0	\$0	\$0	\$0
506 3610	Interest	\$81,216	\$141,220	\$277,162	\$25,000	\$103,796	\$185,000	\$25,000
506 3615	Misc. Reimbursements	\$300	\$24,400	\$10,205	\$0	\$0	\$0	\$0
506 3660	Donation from private	\$500	\$0	\$0	\$0	\$0	\$0	\$0
	Revenues Subtotal	\$4,535,317	\$4,272,702	\$5,939,870	\$4,596,838	\$2,202,791	\$4,853,450	\$4,550,405
	Total Funds Available	\$14,118,639	\$15,241,729	\$18,413,318	\$8,931,242	\$10,191,570	\$12,842,229	\$8,372,051
506 574 390	Debt Service Reserve - Current	\$0	\$0	\$0	\$0	\$0	\$0	\$0
	Subtotal	\$14,118,639	\$15,241,729	\$18,413,318	\$8,931,242	\$2,202,791	\$12,842,229	\$8,372,051
	Total Expenditures	\$3,149,612	\$2,768,281	\$10,424,539	\$7,538,488	\$581,400	\$9,020,583	\$5,902,121
	Ending Balance	\$10,969,027	\$12,473,448	\$7,988,779	\$1,392,754	\$1,621,391	\$3,821,646	\$2,469,930

**TAX INCREMENT DISTRICT #2 - Morgan Square
ACCOUNT #509**

PURPOSE OF THIS DEPARTMENT: Why does this department exist?

The purpose of the Tax Increment District #2 – Morgan Square included the cost of improvements in tax increment financing District No. 2. State Law limits the time period for the installation of improvements with TID Funds to five years from the creation of the TID. The purpose of the fund is to collect TID #2 taxes, pay for current authorized expenditures, and to refund annual balances to the developer until public infrastructure expenses previously paid by the developer are retired.

City of Yankton
Proposed 2020 Budget

Fund: **TID #2 Morgan Square**

Activity: **Capital Projects**

ACCOUNT NO.	DESCRIPTION	2016 ACTUAL	2017 ACTUAL	2018 ACTUAL	2019 ADOPTED	2019 Y.T.D.	2019 ESTIMATED	2020 PROPOSED
509 509 204	Southeast Properties, LLC	\$54,694	\$50,393	\$48,265	\$50,393	\$0	\$55,423	\$55,423
	Total Expenditures	\$54,694	\$50,393	\$48,265	\$50,393	\$0	\$55,423	\$55,423

Fund: **TID #2 Morgan Square**

Activity: **Capital Projects**

ACCOUNT NO.	DESCRIPTION	2016 ACTUAL	2017 ACTUAL	2018 ACTUAL	2019 ADOPTED	2019 Y.T.D.	2019 ESTIMATED	2020 PROPOSED
	Prior Year Balance	\$0	\$0	\$0	\$0	\$3	\$3	\$313
509 31xx	TID #2 Taxes - current	\$54,694	\$50,393	\$48,265	\$50,393	\$55,423	\$55,733	\$57,071
509 31xx	TID #2 Taxes - delinquent	\$0	\$0	\$0	\$0	\$0	\$0	\$0
509 3190	Penalty & Interest on Del Taxes	\$0	\$0	\$3	\$0	\$0	\$0	\$0
509 3610	Interest	\$0	\$0	\$0	\$0	\$0	\$0	\$0
	Subtotal Revenues	\$54,694	\$50,393	\$48,268	\$50,393	\$55,423	\$55,733	\$57,071
	Total Funds Available	\$54,694	\$50,393	\$48,268	\$50,393	\$55,426	\$55,736	\$57,384
	Less Expenditures	\$54,694	\$50,393	\$48,265	\$50,393	\$0	\$55,423	\$55,423
	Ending Balance (excl land inventory)	\$0	\$0	\$3	\$0	\$55,426	\$313	\$1,961

TAX INCREMENT DISTRICT #5 - Menards
ACCOUNT #510

PURPOSE OF THIS DEPARTMENT: Why does this department exist?

The purpose of the Tax Increment District #5 – Greenbow Development LLC and Menards, Inc. included the cost of public improvements and site development in tax increment financing District No. 5. State Law limits the time period for the installation of improvements with TID Funds to five years from the creation of the TID. The purpose of the fund is to collect TID #5 taxes, pay for current authorized expenditures, and to reimburse the general fund for purchases made with revenues generated from the bond issuance.

City of Yankton
Proposed 2020 Budget

Fund: **TID #5 Menards**

Activity: **Capital Projects**

ACCOUNT NO.	DESCRIPTION	2016 ACTUAL	2017 ACTUAL	2018 ACTUAL	2019 ADOPTED	2019 Y.T.D.	2019 ESTIMATED	2020 PROPOSED
510 588 634	Transfer to Debt Service (Property Tax + BBI)	\$194,265	\$146,281	\$138,029	\$192,850	\$0	\$192,850	\$194,610
	Total Expenditures	\$194,265	\$146,281	\$138,029	\$192,850	\$0	\$192,850	\$194,610

Fund: **TID #5 Menards**

Activity: **Capital Projects**

ACCOUNT NO.	DESCRIPTION	2016 ACTUAL	2017 ACTUAL	2018 ACTUAL	2019 ADOPTED	2019 Y.T.D.	2019 ESTIMATED	2020 PROPOSED
	Prior Year Balance	(\$3,706,709)	(\$3,689,393)	(\$3,689,393)	\$0	(\$3,689,393)	(\$3,689,393)	(\$3,686,021)
510 31xx	TID #5 Taxes - current	\$189,555	\$140,281	\$138,029	\$136,936	\$72,113	\$140,308	\$143,675
510 31xx	TID #5 Taxes - delinquent	\$0	\$0	\$0	\$0	\$0	\$0	\$0
510 3190	Penalty & Interest on Del Taxes	\$8,667	\$0	\$0	\$0	\$0	\$0	\$0
510 3340	Local Infrastructure Improvement Program (C	\$7,359	\$0	\$0	\$0	\$0	\$0	\$0
510 3610	Interest	\$0	\$0	\$0	\$0	\$0	\$0	\$0
510 3615	Misc Reimbursements	\$6,000	\$6,000	\$0	\$0	\$0	\$0	\$0
510 3923	Transfer from BBB (Debt Service)	\$0	\$0	\$0	\$55,914	\$0	\$55,914	\$55,914
	Subtotal Revenues	\$211,581	\$146,281	\$138,029	\$192,850	\$72,113	\$196,222	\$199,589
	Total Funds Available	(\$3,495,128)	(\$3,543,112)	(\$3,551,364)	\$192,850	(\$3,617,280)	(\$3,493,171)	(\$3,486,432)
	Less Expenditures	\$194,265	\$146,281	\$138,029	\$192,850	\$0	\$192,850	\$194,610
	Ending Balance	(\$3,689,393)	(\$3,689,393)	(\$3,689,393)	\$0	(\$3,617,280)	(\$3,686,021)	(\$3,681,042)
	Owed to General Fund	\$3,706,709	\$3,706,709					

TAX INCREMENT DISTRICT #6 - Westbrook Estates Phase

1

ACCOUNT #511

PURPOSE OF THIS DEPARTMENT: Why does this department exist?

The purpose of Tax Increment District #6 is to assist in the creation of workforce housing. TID #6 was created as a part of a partnership between the City of Yankton and Yankton Area Progressive Growth (YAPG). Revenues will be transferred to YAPG and used to assist with land acquisition, infrastructure improvements and other identified costs. These transfers will cease when the TID sunsets or the payment cap is reached.

City of Yankton
Proposed 2020 Budget

Fund: **TID #6 Westbrook Estates**

Activity: **Capital Projects**

ACCOUNT NO.	DESCRIPTION	2016 ACTUAL	2017 ACTUAL	2018 ACTUAL	2019 ADOPTED	2019 Y.T.D.	2019 ESTIMATED	2020 PROPOSED
511 588 202	Professional Services	\$0	\$0	\$0	\$0	\$0	\$0	\$0
511 588 566	Payment to YAPG	\$0	\$28,088	\$118,654	\$94,746	\$86,227	\$127,488	\$130,547
	Total Expenditures	\$0	\$28,088	\$118,654	\$94,746	\$86,227	\$127,488	\$130,547

Fund: **TID #6 Westbrook Estates**

Activity: **Capital Projects**

ACCOUNT NO.	DESCRIPTION	2016 ACTUAL	2017 ACTUAL	2018 ACTUAL	2019 ADOPTED	2019 Y.T.D.	2019 ESTIMATED	2020 PROPOSED
	Prior Year Balance	\$0	\$0	\$0	\$0	\$0	\$0	\$63,446
511 31xx	TID #6 Taxes - current	\$0	\$28,068	\$118,584	\$94,746	\$93,690	\$190,934	\$195,516
511 31xx	TID #6 Taxes - delinquent	\$0	\$0	\$0	\$0	\$0	\$0	\$0
511 3190	Penalty & Interest on Del Taxes	\$0	\$20	\$70	\$0	\$0	\$0	\$0
511 3610	Interest	\$0	\$0	\$0	\$0	\$0	\$0	\$0
	Subtotal Revenues	\$0	\$28,088	\$118,654	\$94,746	\$93,690	\$190,934	\$195,516
	Total Funds Available	\$0	\$28,088	\$118,654	\$94,746	\$93,690	\$190,934	\$258,962
	Less Expenditures	\$0	\$28,088	\$118,654	\$94,746	\$86,227	\$127,488	\$130,547
	Ending Balance	\$0	\$0	\$0	\$0	\$7,463	\$63,446	\$128,415

**TAX INCREMENT DISTRICT #7 - West 10th Street
ACCOUNT #512**

PURPOSE OF THIS DEPARTMENT: Why does this department exist?

The purpose of Tax Increment District #7 is to assist in the creation of affordable housing through the repurposing of a blighted area in the community. The location was formerly a mobile home park that contained many substandard units with substandard utilities. The TID #7 project takes advantage of existing adjacent public infrastructure and creates value in a location that was previously underdeveloped. Revenues will be transferred to the developer to help offset the cost of land acquisition, cleanup, grading and other improvements at or below grade. These transfers will cease when the TID sunsets or the payment cap is reached.

City of Yankton
Proposed 2020 Budget

Fund: **TID #7 West 10th Street**

Activity: **Capital Projects**

ACCOUNT NO.	DESCRIPTION	2016 ACTUAL	2017 ACTUAL	2018 ACTUAL	2019 ADOPTED	2019 Y.T.D.	2019 ESTIMATED	2020 PROPOSED
512 588 202	Professional Services	\$0	\$0	\$0	\$0	\$5,000	\$5,000	\$0
512 588 204	Payment to Schrecht, LLC	\$0	\$0	\$0	\$10,000	\$1,942	\$2,626	\$7,295
	Total Expenditures	\$0	\$0	\$0	\$10,000	\$6,942	\$7,626	\$7,295

Fund: **TID #7 West 10th Street**

Activity: **Capital Projects**

ACCOUNT NO.	DESCRIPTION	2016 ACTUAL	2017 ACTUAL	2018 ACTUAL	2019 ADOPTED	2019 Y.T.D.	2019 ESTIMATED	2020 PROPOSED
	Prior Year Balance	\$0	\$0	\$0	\$0	\$331	\$331	\$5,236
512 31xx	TID #7 Taxes - current	\$0	\$0	\$331	\$10,000	\$6,612	\$12,531	\$12,832
512 31xx	TID #7 Taxes - delinquent	\$0	\$0	\$0	\$0	\$0	\$0	\$0
512 3190	Penalty & Interest on Del Taxes	\$0	\$0	\$0	\$0	\$0	\$0	\$0
512 3610	Interest	\$0	\$0	\$0	\$0	\$0	\$0	\$0
	Subtotal Revenues	\$0	\$0	\$331	\$10,000	\$6,612	\$12,531	\$12,832
	Total Funds Available	\$0	\$0	\$331	\$10,000	\$6,943	\$12,862	\$18,068
	Less Expenditures	\$0	\$0	\$0	\$10,000	\$6,942	\$7,626	\$7,295
	Ending Balance	\$0	\$0	\$331	\$0	\$1	\$5,236	\$10,773

**TAX INCREMENT DISTRICT #8 - Westbrook Estates 2
ACCOUNT #513**

PURPOSE OF THIS DEPARTMENT: Why does this department exist?

The purpose of Tax Increment District #8 is to assist in the creation of workforce housing. Revenues from TID #8 will be used for two purposes. The revenue from the north 20 lots in subdivision identified as “Area #1” in the TID Plan will be retained by the City for the purpose of funding 23rd Street improvements between the east ROW line of West City Limits Road to the west boundary of TID #8. The revenues generated from “Area #2” and “Area #3” will be forwarded to the Developer in fulfillment of the provisions of the TID #8 Developer’s Agreement.

City of Yankton
Proposed 2020 Budget

Fund: TID #8 Westbrook Estates Phase 2

Activity: Capital Projects

ACCOUNT NO.	DESCRIPTION	2016 ACTUAL	2017 ACTUAL	2018 ACTUAL	2019 ADOPTED	2019 Y.T.D.	2019 ESTIMATED	2020 PROPOSED
513 588 202	Professional Services	\$0	\$18	\$0	\$0	\$0	\$0	\$0
513 588 204	Payment to Yankton Development Ent, LLC	\$0	\$0	\$0	\$5,000	\$0	\$4,982	\$5,000
513 588 320	23rd Street West of WCLR	\$0	\$0	\$0	\$0	\$0	\$0	\$200,000
	Total Expenditures	\$0	\$18	\$0	\$5,000	\$0	\$4,982	\$205,000

Fund: TID #8 Westbrook Estates Phase 2

Activity: Capital Projects

ACCOUNT NO.	DESCRIPTION	2016 ACTUAL	2017 ACTUAL	2018 ACTUAL	2019 ADOPTED	2019 Y.T.D.	2019 ESTIMATED	2020 PROPOSED
	Prior Year Balance	\$0	\$0	(\$18)	\$0	(\$18)	(\$18)	\$0
513 31xx	TID #8 Taxes - current	\$0	\$0	\$0	\$5,000	\$0	\$5,000	\$5,000
513 31xx	TID #8 Taxes - delinquent	\$0	\$0	\$0	\$0	\$0	\$0	\$0
513 3190	Penalty & Interest on Del Taxes	\$0	\$0	\$0	\$0	\$0	\$0	\$0
513 3610	Interest	\$0	\$0	\$0	\$0	\$0	\$0	\$0
513 3615	Misc Reimbursements	\$0	\$0	\$0	\$0	\$0	\$0	\$0
513 3950	Loan from 2nd Penny	\$0	\$0	\$0	\$0	\$0	\$0	\$200,000
	Subtotal Revenues	\$0	\$0	\$0	\$5,000	\$0	\$5,000	\$205,000
	Total Funds Available	\$0	\$0	(\$18)	\$5,000	(\$18)	\$4,982	\$205,000
	Less Expenditures	\$0	\$18	\$0	\$5,000	\$0	\$4,982	\$205,000
	Ending Balance	\$0	(\$18)	(\$18)	\$0	(\$18)	\$0	\$0

WATER ACCOUNT #601

PURPOSE OF THIS DEPARTMENT: Why does this department exist?

To maintain and operate the distribution and treatment facility to meet federal and state regulations, have a minimum impact on the environment, and enhancing the quality of life for the community.

DEPARTMENT PERSONNEL: .5 Environmental Services Director, .5 Distribution Superintendent, 1 Water Plant Superintendent, 1 Water Plant Supervisor, 3 Senior Water Plant Operators, 1 Water Meter Technician, 1 Utility Maintenance Worker, and 1 Plant Operators

City of Yankton
Proposed 2020 Budget

Fund: Water		Function: Operations				Activity: Utilities Department		
ACCOUNT NO.	DESCRIPTION	2016 ACTUAL	2017 ACTUAL	2018 ACTUAL	2019 ADOPTED	2019 Y.T.D.	2019 ESTIMATED	2020 PROPOSED
	Operating Revenues	\$5,715,020	\$6,113,854	\$6,074,580	\$6,740,313	\$2,752,956	\$6,751,040	\$7,305,453
	Operating Expenses:							
	Personnel Services	\$650,034	\$586,598	\$665,548	\$787,891	\$270,497	\$751,481	\$787,891
	Insurance	\$52,047	\$65,461	\$57,294	\$79,287	\$64,143	\$79,287	\$87,216
	Professional Services	\$45,519	\$34,840	\$127,555	\$55,500	\$16,808	\$56,500	\$55,500
	State Fees	\$10,850	\$5,000	\$5,000	\$11,000	\$5,000	\$11,000	\$11,000
	Repairs & Maintenance	\$297,993	\$267,257	\$238,376	\$290,000	\$105,466	\$290,000	\$290,000
	Supplies & Materials	\$292,350	\$254,405	\$348,926	\$273,100	\$136,373	\$323,750	\$273,450
	Travel & Conference	\$3,435	\$1,007	\$2,309	\$6,500	\$506	\$6,500	\$6,500
	Utilities	\$223,615	\$240,245	\$232,780	\$267,500	\$105,406	\$277,500	\$267,500
	Billing & Administration	\$655,905	\$655,905	\$655,905	\$688,700	\$688,700	\$688,700	\$688,700
	Depreciation	\$618,439	\$867,219	\$1,096,628	\$565,318	\$476,655	\$1,096,628	\$1,096,628
	Total Operating Expenses	\$2,850,187	\$2,977,937	\$3,430,321	\$3,024,796	\$1,869,554	\$3,581,346	\$3,564,385
	Total Operating Income(Loss)	\$2,864,833	\$3,135,917	\$2,644,259	\$3,715,517	\$883,402	\$3,169,694	\$3,741,068
	Non-Operating Revenue(Expense)							
	Interest	\$42,007	\$108,504	\$221,635	\$10,000	\$155,640	\$170,000	\$10,000
	Reimbursements	\$1,911	\$1,224	\$1,108	\$0	\$0	\$0	\$0
	Miscellaneous	\$2,783	\$3,177	\$1,600	\$2,000	\$389	\$1,991	\$2,000
	Interest/Capital Lease	\$0	\$0	\$0	\$0	\$0	\$0	\$0
	Interest/SRF Loan	(\$396,844)	(\$501,045)	(\$731,278)	(\$1,156,071)	(\$527,248)	(\$1,454,661)	(\$1,286,743)
	Net Income Before Transfers	\$2,514,690	\$2,747,777	\$2,137,324	\$2,571,446	\$512,183	\$1,887,024	\$2,466,325
	Operating Transfer Out	\$71,346	\$71,346	\$71,346	\$71,346	\$71,346	\$71,346	\$71,346
	Net Income	\$2,443,344	\$2,676,431	\$2,065,978	\$2,500,100	\$440,837	\$1,815,678	\$2,394,979

City of Yankton
Proposed 2020 Budget

Fund: Water		Function: Water Revenue				Activity: Utilities Department		
ACCOUNT NO.	DESCRIPTION	2016 ACTUAL	2017 ACTUAL	2018 ACTUAL	2019 ADOPTED	2019 Y.T.D.	2019 ESTIMATED	2020 PROPOSED
601 3810	Metered Sales	\$4,093,143	\$4,186,778	\$3,861,322	\$4,226,650	\$1,581,580	\$4,226,650	\$4,353,450
60x 3812	Surcharge	\$1,512,703	\$1,795,708	\$2,064,756	\$2,408,463	\$1,104,773	\$2,408,463	\$2,846,803
601 3811	Bulk Sales	\$3,019	\$8,200	\$7,179	\$3,200	\$2,646	\$3,631	\$3,200
601 3812	Sale Service & Material	\$40,468	\$44,177	\$45,853	\$40,000	\$21,071	\$40,000	\$40,000
601 3813	Other Operational - Water	\$4,267	\$19,316	\$31,510	\$0	\$10,296	\$10,296	\$0
601 3814	Late Charge	\$61,420	\$59,180	\$63,960	\$62,000	\$32,590	\$62,000	\$62,000
601 3821	Other Non-operational	\$0	\$495	\$0	\$0	\$0	\$0	\$0
	Total Operating Revenues	\$5,715,020	\$6,113,854	\$6,074,580	\$6,740,313	\$2,752,956	\$6,751,040	\$7,305,453
604 3310	10% ARRA Grant	\$0	\$99,542	\$932	\$0	\$0	\$0	\$0
60x 3614	State Revolving Fund Loan	\$8,505,455	\$1,268,047	\$20,922,492	\$17,500,000	\$7,422,865	\$16,000,000	\$0
	Total Operating & Other Revenues	\$14,220,475	\$7,381,901	\$26,997,072	\$24,240,313	\$10,175,821	\$22,751,040	\$7,305,453
601 3615	Misc Reimbursements	\$1,411	\$1,224	\$1,108	\$0	\$0	\$0	\$0
601 3640	Compensation Loss & Damage	\$500	\$0	\$0	\$0	\$0	\$0	\$0
601 3666	Contri Capital Rev - Other	\$0	\$0	\$1,050	\$0	\$0	\$0	\$0
601 3692	SDPAA Insurance Rserve	\$0	\$0	\$15,736	\$0	\$0	\$0	\$0
601 3821	Other Non Operational - Water	\$0	\$1,050	\$458	\$0	\$0	\$0	\$0
602 3610	Interest	\$42,007	\$108,504	\$221,635	\$10,000	\$155,640	\$170,000	\$10,000
602 3821	Other Non-operational	\$1,325	\$937	\$0	\$2,000	\$398	\$2,000	\$2,000
602 3822	Cash(Long)	\$69	\$18	\$138	\$0	\$112	\$112	\$0
	Total Nonoperating Revenues	\$45,312	\$111,733	\$240,125	\$12,000	\$156,150	\$172,112	\$12,000
	Total Revenues	\$14,265,787	\$7,493,634	\$27,237,197	\$24,252,313	\$10,331,971	\$22,923,152	\$7,317,453

City of Yankton
Proposed 2020 Budget

Fund: **Water**

Function: **Operation Expenses**

Activity: **Utilities Department**

ACCOUNT NO.	DESCRIPTION	2016 ACTUAL	2017 ACTUAL	2018 ACTUAL	2019 ADOPTED	2019 Y.T.D.	2019 ESTIMATED	2020 PROPOSED
601 601 101	Regular Salaries & Wages	\$471,870	\$478,746	\$471,580	\$526,841	\$211,709	\$505,431	\$526,841
601 601 102	Temp. Salaries & Wages	\$3,686	\$3,506	\$0	\$20,160	\$0	\$20,160	\$20,160
601 601 103	Overtime Wages	\$30,501	\$28,987	\$14,784	\$30,000	\$4,826	\$30,000	\$30,000
601 601 111	OASI	\$37,564	\$38,589	\$36,300	\$44,141	\$16,014	\$42,505	\$44,141
601 601 121	Retirement	\$29,549	\$30,517	\$28,910	\$33,410	\$12,992	\$32,128	\$33,410
601 601 131	Worker's Compensation	\$11,783	\$12,783	\$14,405	\$15,950	(\$416)	\$14,500	\$15,950
601 601 132	Group Insurance	\$68,867	\$69,442	\$55,051	\$116,463	\$25,013	\$105,875	\$116,463
601 601 133	Unemployment Insurance	\$718	\$642	\$431	\$926	\$359	\$882	\$926
		(\$4,504)	(\$76,614)	\$44,087				
	Subtotal Personnel Services	\$650,034	\$586,598	\$665,548	\$787,891	\$270,497	\$751,481	\$787,891
601 601 201	Insurance	\$52,047	\$65,461	\$57,294	\$79,287	\$64,143	\$79,287	\$87,216
601 601 202	Professional Services	\$34,048	\$23,355	\$112,376	\$40,000	\$8,221	\$40,000	\$40,000
601 601 203	Audit	\$8,556	\$10,310	\$11,610	\$12,000	\$6,447	\$12,000	\$12,000
601 601 205	State Permit Fee	\$10,850	\$5,000	\$5,000	\$11,000	\$5,000	\$11,000	\$11,000
601 601 208	Locates	\$1,095	\$793	\$1,490	\$1,500	\$204	\$1,500	\$1,500
601 601 211	Publishing	\$1,814	\$263	\$1,914	\$1,000	\$1,936	\$2,000	\$1,000
601 601 212	Rentals	\$6	\$119	\$165	\$1,000	\$0	\$1,000	\$1,000
601 601 221	Rep. & Maint. - Plant	\$90,358	\$93,669	\$68,823	\$90,000	\$77,457	\$90,000	\$90,000
601 601 222	Rep. & Maint. - Vehicles	\$213	\$810	\$824	\$2,500	\$598	\$2,500	\$2,500
601 601 223	Rep. & Maint. - Buildings	\$1,862	\$2,487	\$59,450	\$4,500	\$21	\$4,500	\$4,500
601 601 224	Rep. & Maint. - Central Garage	\$12,876	\$13,254	\$11,607	\$23,000	\$4,579	\$23,000	\$23,000
601 601 226	Rep. & Maint. - Distribution	\$114,217	\$66,640	\$97,301	\$75,000	\$20,877	\$75,000	\$75,000
601 601 227	Rep. & Maint. - Meters	\$9,007	\$18,867	\$371	\$25,000	\$1,934	\$25,000	\$25,000
601 601 228	Sludge Removal	\$69,460	\$71,530	\$0	\$70,000	\$0	\$70,000	\$70,000
601 601 231	Postage	\$11,390	\$11,252	\$12,378	\$12,000	\$4,909	\$12,000	\$12,000
601 601 232	Office Supplies	\$2,918	\$1,426	\$1,737	\$1,750	\$1,127	\$1,750	\$1,750
601 601 234	Copies	\$347	\$125	\$56	\$350	\$34	\$350	\$350
601 601 235	Subscriptions & Publications	\$134	\$249	\$67	\$250	\$0	\$250	\$250
601 601 236	Janitorial Supplies	\$1,414	\$955	\$1,283	\$850	\$851	\$1,200	\$1,200
601 601 240	Chemical & Gases	\$265,852	\$233,462	\$324,606	\$250,000	\$126,575	\$300,000	\$250,000
601 601 241	Agricultural Supplies	\$762	\$356	\$1,043	\$800	\$112	\$800	\$800
601 601 243	Med., Safety, & Lab. Supplies	\$6,563	\$4,568	\$5,765	\$5,000	\$1,388	\$5,000	\$5,000
601 601 244	Uniforms & Dry Goods	\$543	\$439	\$154	\$600	\$40	\$600	\$600
601 601 247	Small Tools & Hardware	\$2,427	\$1,573	\$1,837	\$1,500	\$1,337	\$1,800	\$1,500
601 601 261	Membership Dues	\$425	\$247	\$244	\$2,000	\$6	\$2,000	\$2,000
601 601 263	Travel	\$2,208	\$237	\$1,984	\$2,500	\$283	\$2,500	\$2,500
601 601 264	Learning	\$802	\$523	\$81	\$2,000	\$217	\$2,000	\$2,000
601 601 271	Telephone	\$6,259	\$6,374	\$7,504	\$6,500	\$3,050	\$6,500	\$6,500
601 601 272	Electricity	\$192,428	\$209,902	\$199,079	\$210,000	\$86,306	\$210,000	\$210,000
601 601 273	Fuel-Heating	\$24,488	\$19,462	\$22,075	\$45,000	\$13,672	\$55,000	\$45,000
601 601 274	Water Service	\$0	\$4,071	\$3,667	\$5,500	\$2,170	\$5,500	\$5,500
601 601 276	Landfill	\$440	\$436	\$455	\$500	\$208	\$500	\$500
601 601 281	Billing & Administration	\$655,905	\$655,905	\$655,905	\$688,700	\$688,700	\$688,700	\$688,700
601 601 291	Depreciation	\$618,439	\$867,219	\$1,096,628	\$565,318	\$476,655	\$1,096,628	\$1,096,628
	Subtotal Other Current Expenditures	\$2,200,153	\$2,391,339	\$2,764,773	\$2,236,905	\$1,599,057	\$2,829,865	\$2,776,494
	Total Operating Expenses	\$2,850,187	\$2,977,937	\$3,430,321	\$3,024,796	\$1,869,554	\$3,581,346	\$3,564,385

City of Yankton
Proposed 2020 Budget

Fund: Water		Function: Improvements & Extension				Activity: Utilities Department		
ACCOUNT NO.	DESCRIPTION	2016 ACTUAL	2017 ACTUAL	2018 ACTUAL	2019 ADOPTED	2019 Y.T.D.	2019 ESTIMATED	2020 PROPOSED
	Revenues:							
	Net Income	\$2,443,344	\$2,676,431	\$2,065,978	\$2,500,100	\$440,837	\$1,815,678	\$2,394,979
	Depreciation	\$618,439	\$867,219	\$1,096,628	\$565,318	\$476,655	\$1,096,628	\$1,096,628
	Grants & Loans	\$8,505,455	\$1,367,589	\$20,923,424	\$17,500,000	\$7,422,865	\$16,000,000	\$0
	Beginning Balance	\$2,083,372	\$8,092,196	\$2,471,361	\$314,619	\$10,521,319	\$10,521,319	\$11,020,291
	Total Funds Available	\$13,650,610	\$13,003,435	\$26,557,391	\$20,880,037	\$18,861,676	\$29,433,625	\$14,511,898
	Principal	\$415,364	\$637,167	\$846,841	\$1,408,839	\$522,261	\$1,521,637	\$1,618,951
	Equipment	\$1,800	\$17,100	\$18,465	\$65,800	\$23,797	\$65,800	\$77,200
	Main Replacement / Extension	\$4,913,531	\$9,653,331	\$14,594,909	\$10,520,000	\$9,277,776	\$16,720,897	\$300,000
	Capital Repair and Maintenance	\$0	\$0	\$0	\$106,000	\$0	\$30,000	\$221,000
	WTP Repairs	\$0	\$0	\$0	\$0	\$0	\$0	\$0
	Reserve for Future Improvements	\$0	\$0	\$0	\$75,000	\$0	\$75,000	\$75,000
	Total Applied	\$5,330,695	\$10,307,598	\$15,460,215	\$12,175,639	\$9,823,834	\$18,413,334	\$2,292,151
	Due To / Due From	\$227,719	\$224,476	\$575,857	\$0	\$0	\$0	\$0
	Ending Balance	\$8,092,196	\$2,471,361	\$10,521,319	\$8,704,398	\$9,037,842	\$11,020,291	\$12,219,747

City of Yankton
Proposed 2020 Budget

Fund: Water		Function: Improvements & Extensions				Activity: Utilities Department		
ACCOUNT NO.	DESCRIPTION	2016 ACTUAL	2017 ACTUAL	2018 ACTUAL	2019 ADOPTED	2019 Y.T.D.	2019 ESTIMATED	2020 PROPOSED
604 604 411	State Revolving Fund Interest	\$185,285	\$159,647	\$157,289	\$145,999	\$145,999	\$145,999	\$130,929
607 607 411	State Revolving Fund Interest	\$211,559	\$341,398	\$573,989	\$1,010,072	\$381,249	\$1,308,662	\$1,155,814
	Total Int. & Fiscal Fees	\$396,844	\$501,045	\$731,278	\$1,156,071	\$527,248	\$1,454,661	\$1,286,743
601 601 580	Loss on Assets	\$0	\$0	\$101,902	\$0	\$0	\$0	\$0
602 602 570	Cash Short	\$22	\$52	\$104	\$0	\$121	\$121	\$0
	Total Nonoperating Expense	\$396,866	\$501,097	\$833,284	\$1,156,071	\$527,369	\$1,454,782	\$1,286,743
601 601 610	Transfer to General	\$71,346	\$71,346	\$71,346	\$71,346	\$71,346	\$71,346	\$71,346
602 602 301	Capital Repairs and Maintenance	\$0	\$0	\$0	\$106,000	\$0	\$30,000	\$221,000
602 602 318	GIS Modeling	\$0	\$0	\$0	\$0	\$0	\$0	\$100,000
602 602 326	Treatment Plant Improvements	\$932,198	\$9,291,196	\$14,512,544	\$10,000,000	\$9,132,546	\$16,000,000	\$0
602 602 328	Maple Street, 4th to 6th	\$0	\$81,822	\$0	\$0	\$0	\$0	\$0
602 602 331	8th Street, Westside Drive Loop	\$0	\$0	\$0	\$0	\$0	\$60,000	\$0
602 602 332	Radio Controls to West Water Tower	\$0	\$0	\$82,365	\$0	\$0	\$230,000	\$0
602 602 334	East Hwy 50 Replacement	\$222,628	\$237,352	\$0	\$0	\$0	\$0	\$0
602 602 350	Equipment	\$1,800	\$17,100	\$18,465	\$65,800	\$23,797	\$65,800	\$77,200
602 602 360	Collector Well	\$3,213,207	\$30,521	\$0	\$0	\$0	\$0	\$0
602 602 361	Fill Station Design	\$294,102	\$12,440	\$0	\$0	\$0	\$0	\$0
602 602 369	Raw Water Line and Wastewater Loop	\$251,396	\$0	\$0	\$0	\$0	\$0	\$0
602 602 370	21st Street, Broadway to Douglas	\$0	\$0	\$0	\$245,000	\$145,230	\$276,000	\$0
602 602 378	Marne Creek Crossing	\$0	\$0	\$0	\$75,000	\$0	\$154,897	\$0
602 602 379	Riverside Drive, Linn to Green	\$0	\$0	\$0	\$200,000	\$0	\$0	\$200,000
602 602 390	Reserve for Future Imp.	\$0	\$0	\$0	\$75,000	\$0	\$75,000	\$75,000
604 604 441	State Revolving Fund Principal	\$415,364	\$429,031	\$443,151	\$457,738	\$227,016	\$457,738	\$472,807
607 607 441	State Revolving Fund Principal	\$0	\$208,136	\$403,690	\$951,101	\$295,245	\$1,063,899	\$1,146,144
	Total Improvements & Extensions	\$5,330,695	\$10,307,598	\$15,460,215	\$12,175,639	\$9,823,834	\$18,413,334	\$2,292,151

WASTEWATER ACCOUNT #611

PURPOSE OF THIS DEPARTMENT: Why does this department exist?

To maintain and operate the collection and treatment facility to meet federal and state regulations, have a minimum impact on the environment, and enhancing the quality of life for the community.

DEPARTMENT PERSONNEL: .5 Environmental Services Director, .5 Collection Superintendent, 1 Plant Superintendent, 2 Maintenance Personnel, 1 Plant Supervisor, 1 Senior Wastewater Plant Operator, 1 Senior Lab Tech, 1 Lead Senior Equipment Operator, and 2 Plant Operators.

City of Yankton
Proposed 2020 Budget

Fund: Wastewater		Function: Operations				Activity: Utilities Department		
ACCOUNT NO.	DESCRIPTION	2016 ACTUAL	2017 ACTUAL	2018 ACTUAL	2019 ADOPTED	2019 Y.T.D.	2019 ESTIMATED	2020 PROPOSED
	Operating Revenues	\$3,452,940	\$3,640,266	\$3,724,975	\$3,997,146	\$1,827,006	\$3,998,269	\$4,196,993
	Operating Expenses:							
	Personnel Services	\$594,462	\$593,087	\$639,536	\$681,915	\$306,083	\$720,078	\$755,854
	Insurance	\$84,370	\$89,053	\$92,877	\$119,392	\$103,979	\$108,538	\$119,392
	Professional Services	\$42,875	\$62,624	\$46,808	\$50,600	\$17,078	\$50,600	\$50,600
	State Fees	\$12,500	\$12,500	\$12,500	\$12,500	\$14,500	\$14,500	\$14,500
	Publishing	\$517	\$37	\$173	\$225	\$0	\$225	\$225
	Repairs & Maintenance	\$239,790	\$207,253	\$478,208	\$308,000	\$69,164	\$347,000	\$348,500
	Supplies & Materials	\$50,809	\$40,005	\$40,262	\$57,050	\$15,702	\$51,650	\$52,050
	Travel & Conference	\$1,860	\$798	\$6,588	\$5,200	\$2,225	\$6,200	\$6,700
	Utilities	\$192,632	\$172,798	\$205,531	\$235,950	\$97,286	\$265,950	\$235,950
	Billing & Administration	\$626,754	\$626,754	\$626,754	\$658,092	\$658,092	\$658,092	\$658,092
	Depreciation	\$923,235	\$1,030,693	\$1,134,446	\$899,353	\$565,716	\$899,353	\$899,353
	Total Operating Expenses	\$2,769,804	\$2,835,602	\$3,283,683	\$3,028,277	\$1,849,825	\$3,122,186	\$3,141,216
	Net Operating Income(Loss)	\$683,136	\$804,664	\$441,292	\$968,869	(\$22,819)	\$876,083	\$1,055,777
	Non-Operating Revenue(Expense)							
	Interest	\$11,364	\$8,560	\$45,084	\$12,000	\$21,795	\$25,000	\$12,000
	Intergovernmental (grant)	\$0	\$0	\$0	\$0	\$0	\$0	\$0
	Miscellaneous	\$18,668	\$911	\$726	\$2,900	\$378	\$3,278	\$2,900
	Interest & Fiscal Charges	(\$164,737)	(\$147,153)	(\$150,537)	(\$193,191)	(\$73,648)	(\$154,791)	(\$176,883)
	Loss on Assets	\$0	\$0	\$402	\$0	\$0	\$0	\$0
	Net Income Before Transfers	\$548,431	\$666,982	\$336,967	\$790,578	(\$74,294)	\$749,570	\$893,794
	Operating Transfer Out	\$60,046	\$60,046	\$60,046	\$60,046	\$60,046	\$60,046	\$60,046
	Net Income	\$488,385	\$606,936	\$276,921	\$730,532	(\$134,340)	\$689,524	\$833,748

City of Yankton
Proposed 2020 Budget

Fund: Wastewater		Estimated Revenue				Activity: Utilities Department		
ACCOUNT NO.	DESCRIPTION	2016 ACTUAL	2017 ACTUAL	2018 ACTUAL	2019 ADOPTED	2019 Y.T.D.	2019 ESTIMATED	2020 PROPOSED
611 3312	EDA Liftstation	\$1,074,854	\$994,746	\$0	\$0	\$0	\$0	\$0
611 3610	Interest	\$11,364	\$8,560	\$45,084	\$12,000	\$21,795	\$25,000	\$12,000
611 3612	Gain on Sale of Assets	\$0	\$0	\$402	\$0	\$0	\$0	\$0
611 3615	Miscellaneous Reimbursements	\$18,668	\$911	\$605	\$0	\$378	\$378	\$0
611 3840	Other Non-Operational-Wastwtr	\$0	\$0	\$0	\$2,500	\$0	\$2,500	\$2,500
611 3841	Special Hookup Fees	\$0	\$0	\$121	\$400	\$0	\$400	\$400
614 3614	State Revolving Loan Fund	\$593,805	\$0	\$1,280,969	\$0	\$0	\$0	\$0
	Total Nonoperating Revenues	\$1,698,691	\$1,004,217	\$1,327,181	\$14,900	\$22,173	\$28,278	\$14,900
611 3812	Sale Service & Material	\$227	\$313	\$1,417	\$200	\$1,125	\$1,323	\$200
611 3830	Sewer User Fee	\$3,452,713	\$3,639,953	\$3,723,558	\$3,996,946	\$1,825,881	\$3,996,946	\$4,196,793
	Total Operating Revenues	\$3,452,940	\$3,640,266	\$3,724,975	\$3,997,146	\$1,827,006	\$3,998,269	\$4,196,993
	Total Revenues	\$5,151,631	\$4,644,483	\$5,052,156	\$4,012,046	\$1,849,179	\$4,026,547	\$4,211,893

City of Yankton

Proposed 2020 Budget

Fund: Wastewater
Function: Operating Expenses
Activity: Utilities Department

ACCOUNT NO.	DESCRIPTION	2016 ACTUAL	2017 ACTUAL	2018 ACTUAL	2019 ADOPTED	2019 Y.T.D.	2019 ESTIMATED	2020 PROPOSED
611 611 101	Regular Wages	\$439,315	\$434,002	\$478,594	\$468,908	\$233,056	\$502,523	\$523,810
611 611 102	Temporary Wages	\$13,448	\$15,750	\$12,405	\$23,000	\$5,867	\$23,000	\$23,000
611 611 103	Overtime Wages	\$3,499	\$3,228	\$4,476	\$7,000	\$2,160	\$7,000	\$7,000
611 611 111	OASI	\$31,297	\$31,693	\$35,713	\$38,166	\$17,391	\$40,738	\$42,366
611 611 121	Retirement	\$26,035	\$25,849	\$28,984	\$28,554	\$14,113	\$30,571	\$31,849
611 611 131	Worker's Compensation	\$9,459	\$10,261	\$11,563	\$12,719	(\$334)	\$12,719	\$13,991
611 611 132	Group Insurance	\$70,717	\$71,660	\$67,320	\$102,700	\$33,426	\$102,700	\$112,970
611 611 133	Unemployment Insurance	\$692	\$644	\$481	\$868	\$404	\$827	\$868
		(\$7,080)	(\$84,590)	\$39,545				
	Subtotal Personnel Services	\$587,382	\$508,497	\$679,081	\$681,915	\$306,083	\$720,078	\$755,854
611 611 201	Insurance	\$84,370	\$89,053	\$92,877	\$119,392	\$103,979	\$108,538	\$119,392
611 611 202	Professional Services	\$33,224	\$51,521	\$33,708	\$40,000	\$10,427	\$40,000	\$40,000
611 611 203	Audit	\$8,556	\$10,310	\$11,610	\$9,500	\$6,447	\$9,500	\$9,500
611 611 205	State Permit Fee	\$12,500	\$12,500	\$12,500	\$12,500	\$14,500	\$14,500	\$14,500
611 611 208	Locates	\$1,095	\$793	\$1,490	\$1,100	\$204	\$1,100	\$1,100
611 611 211	Publishing	\$517	\$37	\$173	\$225	\$0	\$225	\$225
611 611 212	Rentals	\$0	\$0	\$0	\$500	\$0	\$0	\$500
611 611 221	Rep. & Maint. - Plant	\$137,709	\$114,393	\$175,919	\$100,000	\$46,055	\$140,000	\$140,000
611 611 222	Rep. & Maint. - Vehicles	\$360	\$233	\$1,461	\$2,000	\$616	\$1,000	\$2,000
611 611 223	Rep. & Maint. - Buildings	\$5,300	\$6,223	\$3,613	\$3,000	\$175	\$3,000	\$3,000
611 611 224	Rep. & Maint. - Central Garage	\$12,633	\$12,632	\$13,790	\$23,000	\$10,138	\$23,000	\$23,000
611 611 226	Rep. & Maint. - Collection Sys.	\$38,935	\$41,586	\$233,133	\$55,000	\$12,180	\$55,000	\$55,000
611 611 227	Rep. & Maint. - Water Meter	\$9,007	\$3,504	\$0	\$60,000	\$0	\$60,000	\$60,000
611 611 228	Sludge Removal	\$35,846	\$28,682	\$50,292	\$65,000	\$0	\$65,000	\$65,000
611 611 231	Postage	\$10,742	\$10,878	\$9,790	\$12,000	\$4,749	\$12,000	\$12,000
611 611 232	Office Supplies	\$1,290	\$1,161	\$824	\$1,000	\$378	\$1,000	\$1,000
611 611 233	Printing	\$863	\$339	\$766	\$1,500	\$270	\$1,000	\$1,500
611 611 234	Copies	\$3	\$14	\$1	\$200	\$0	\$200	\$200
611 611 235	Subscriptions & Publications	\$137	\$0	\$18	\$150	\$0	\$150	\$150
611 611 236	Janitorial Supplies	\$1,314	\$1,734	\$1,853	\$2,000	\$833	\$2,000	\$2,000
611 611 240	Chemicals & Gases	\$16,634	\$10,723	\$11,932	\$25,000	\$2,069	\$20,000	\$20,000
611 611 241	Agricultural Supplies	\$1,409	\$1,065	\$1,585	\$1,500	\$551	\$1,600	\$1,500
611 611 243	Med., Safety, & Lab. Supplies	\$17,005	\$12,903	\$12,000	\$12,000	\$5,748	\$12,000	\$12,000
611 611 244	Uniforms & Dry Goods	\$395	\$96	\$338	\$500	\$118	\$500	\$500
611 611 247	Small Tools & Hardware	\$1,017	\$1,092	\$1,155	\$1,200	\$986	\$1,200	\$1,200
611 611 261	Membership Dues	\$177	\$268	\$345	\$1,200	\$90	\$1,200	\$1,200
611 611 263	Travel Expense	\$989	\$269	\$5,660	\$2,000	\$1,665	\$3,500	\$3,500
611 611 264	Learning	\$694	\$261	\$583	\$2,000	\$470	\$1,500	\$2,000
611 611 271	Telephone	\$6,343	\$5,950	\$5,250	\$6,500	\$2,672	\$6,500	\$6,500
611 611 272	Electricity	\$133,880	\$122,757	\$107,670	\$167,000	\$49,110	\$167,000	\$167,000
611 611 273	Fuel-Heating	\$41,264	\$33,183	\$82,763	\$50,000	\$39,474	\$80,000	\$50,000
611 611 274	Water Service	\$10,862	\$10,704	\$9,660	\$12,000	\$5,934	\$12,000	\$12,000
611 611 276	Landfill	\$283	\$204	\$188	\$350	\$96	\$350	\$350
611 611 277	Rubble	\$0	\$0	\$0	\$100	\$0	\$100	\$100
611 611 281	Billing & Administration	\$626,754	\$626,754	\$626,754	\$658,092	\$658,092	\$658,092	\$658,092
611 611 291	Depreciation	\$923,235	\$1,030,693	\$1,134,446	\$899,353	\$565,716	\$899,353	\$899,353
	Subtotal Other Current Expenditures	\$2,175,342	\$2,242,515	\$2,644,147	\$2,346,862	\$1,543,742	\$2,402,108	\$2,385,362
	Total Operating Expenditures	\$2,762,724	\$2,751,012	\$3,323,228	\$3,028,777	\$1,849,825	\$3,122,186	\$3,141,216

City of Yankton
Proposed 2020 Budget

Fund: **Wastewater** Function: **Improvement & Extension** Activity: **Utilities Department**

ACCOUNT NO.	DESCRIPTION	2016 ACTUAL	2017 ACTUAL	2018 ACTUAL	2019 ADOPTED	2019 Y.T.D.	2019 ESTIMATED	2020 PROPOSED
Revenues:								
	Net Gain(Loss)	\$488,385	\$606,936	\$276,921	\$730,532	(\$134,340)	\$689,524	\$833,748
	Depreciation	\$923,235	\$1,030,693	\$1,134,446	\$899,353	\$565,716	\$899,353	\$899,353
	Revolving Loan Fund / EDA Grant	\$1,668,659	\$994,746	\$1,280,969	\$0	\$0	\$0	\$0
	Beginning Balance	\$1,071,433	\$1,090,222	\$1,002,621	\$1,879,954	\$1,368,616	\$1,368,616	\$907,937
	Total Funds Available	\$4,151,712	\$3,722,597	\$3,694,555	\$3,509,839	\$1,799,992	\$2,957,493	\$2,641,038
Application of Funds Available								
	Principal on Debt	\$776,595	\$814,632	\$863,040	\$972,587	\$0	\$922,587	\$1,012,445
	Equipment	\$21,050	\$17,571	\$54,869	\$86,000	\$23,797	\$73,000	\$71,000
	Capital Repairs and Maintenance	\$0	\$0	\$0	\$25,000	\$0	\$25,000	\$170,000
	Special Projects	\$2,225,808	\$1,838,474	\$1,352,283	\$0	\$63,319	\$993,969	\$520,000
	Reserve for Future Improvements	\$0	\$0	\$0	\$35,000	\$0	\$35,000	\$35,000
	Total Applied	\$3,023,453	\$2,670,677	\$2,270,192	\$1,118,587	\$87,116	\$2,049,556	\$1,808,445
	Due From / Due To Account Adjustment	\$38,037	\$49,299	\$55,747	\$0	\$0	\$0	\$0
	Ending Balance	\$1,090,222	\$1,002,621	\$1,368,616	\$2,391,252	\$1,712,876	\$907,937	\$832,593

City of Yankton
Proposed 2020 Budget

Fund: Wastewater		Function: Improvement & Extension				Activity: Utilities Department		
ACCOUNT NO.	DESCRIPTION	2016 ACTUAL	2017 ACTUAL	2018 ACTUAL	2019 ADOPTED	2019 Y.T.D.	2019 ESTIMATED	2020 PROPOSED
614 614 411	SRF Loan Bond Interest	\$99,593	\$90,495	\$108,817	\$161,791	\$57,648	\$123,391	\$160,033
615 615 411	WW Bond Refund Interest	\$64,644	\$54,404	\$42,774	\$30,800	\$15,400	\$30,800	\$16,250
615 615 420	WW Bond Refund Premium Amt Exp	\$0	\$1,654	(\$1,654)	\$0	\$0	\$0	\$0
615 615 421	WW Bond Refund Fiscal Fees	\$500	\$600	\$600	\$600	\$600	\$600	\$600
	Total Interest&Fiscal Fees	\$164,737	\$147,153	\$150,537	\$193,191	\$73,648	\$154,791	\$176,883
611 611 580	Loss on Assets	\$0	\$0	\$0	\$0	\$0	\$0	\$0
	Total Nonoperating Expenses	\$164,737	\$147,153	\$150,537	\$193,191	\$73,648	\$154,791	\$176,883
611 611 610	Transfer to General	\$60,046	\$60,046	\$60,046	\$60,046	\$60,046	\$60,046	\$60,046
615 615 660	Transfer to WW State Revolving Loan	\$0	\$0	\$0	\$0	\$0	\$0	\$0
611 611 301	Capital Repair and Maintenance	\$0	\$0	\$0	\$25,000	\$0	\$25,000	\$45,000
611 611 321	Wastewater Plant Condition Assessment	\$0	\$0	\$0	\$0	\$0	\$133,969	\$0
611 611 322	Collection Modeling / Master Plan	\$0	\$0	\$0	\$0	\$0	\$150,000	\$520,000
611 611 323	Sewer Plant - Underground Piping	\$0	\$0	\$0	\$0	\$0	\$260,000	\$0
611 611 324	Lift Station Rehab	\$1,407,217	\$1,421,429	\$25,097	\$0	\$0	\$0	\$0
611 611 327	Lift Station Force Main	\$595,963	\$170,451	\$7,670	\$0	\$0	\$0	\$0
611 611 328	Lift Station Gravity Main	\$0	\$0	\$1,319,516	\$0	\$63,319	\$450,000	\$0
611 611 334	East Hwy 50 Utilities	\$222,628	\$246,594	\$0	\$0	\$0	\$0	\$0
611 611 350	Equipment	\$21,050	\$17,571	\$54,869	\$86,000	\$23,797	\$73,000	\$71,000
611 611 369	Riverside Drive, Broadway to Green	\$0	\$0	\$0	\$125,000	\$0	\$0	\$125,000
611 611 370	21st Street, Broadway to Douglas	\$0	\$0	\$0	\$100,000	\$636	\$23,000	\$0
611 611 390	Reserve for Future Improvements	\$0	\$0	\$0	\$35,000	\$0	\$35,000	\$35,000
614 614 441	State Revolving Loan Fund Principal	\$326,595	\$354,632	\$388,040	\$487,587	\$0	\$437,587	\$512,445
615 615 441	WW Bond Refund Principal	\$450,000	\$460,000	\$475,000	\$485,000	\$0	\$485,000	\$500,000
	Total Imp. & Extensions	\$3,023,453	\$2,670,677	\$2,270,192	\$1,343,587	\$87,752	\$2,072,556	\$1,808,445

**CEMETERY
ACCOUNT #621**

PURPOSE OF THIS DEPARTMENT: Why does this department exist?

The mission of the division is to enhance the quality of life for the citizens of Yankton and the surrounding area by providing a well-maintained and well-documented cemetery.

DEPARTMENT PERSONNEL: 1 Senior Grounds Maintenance Worker

City of Yankton
Proposed 2020 Budget

Fund: Cemetery		Function: Operations				Activity: Parks & Recreation		
ACCOUNT NO.	DESCRIPTION	2016 ACTUAL	2017 ACTUAL	2018 ACTUAL	2019 ADOPTED	2019 Y.T.D.	2019 ESTIMATED	2020 PROPOSED
	Operating Revenues	\$26,718	\$29,699	\$23,000	\$27,000	\$8,894	\$24,500	\$25,500
	Operating Expenses:							
	Personnel Services	\$68,586	\$68,473	\$72,416	\$79,317	\$37,295	\$78,905	\$82,501
	Insurance	\$497	\$515	\$554	\$701	\$0	\$637	\$701
	Repairs & Maintenance	\$14,876	\$10,124	\$15,068	\$13,500	\$4,210	\$14,000	\$14,000
	Supplies & Materials	\$2,890	\$2,211	\$2,014	\$3,500	\$1,835	\$3,000	\$3,000
	Utilities	\$1,996	\$2,625	\$2,005	\$2,320	\$1,227	\$2,320	\$2,320
	Total Operating Expenses	\$88,845	\$85,448	\$95,057	\$100,838	\$44,567	\$98,862	\$104,022
	Net Operating Income(Loss)	(\$62,127)	(\$55,749)	(\$72,057)	(\$73,838)	(\$35,673)	(\$74,362)	(\$78,522)
	Non-Operating Revenue(Expense)							
	Interest	\$1,219	\$2,775	\$4,131	\$450	\$1,620	\$2,000	\$1,000
	Miscellaneous	\$1,350	\$1,190	\$910	\$1,300	\$230	\$1,100	\$1,100
	Operating Transfers In	\$112,788	\$65,181	\$108,686	\$74,588	\$74,588	\$73,762	\$90,922
	Total Non-Operating Revenue	\$115,357	\$69,146	\$113,727	\$76,338	\$76,438	\$76,862	\$93,022
	Due From / Due To Account Adjustment	\$0	\$0	\$0	\$0	\$0	\$0	\$0
	Net Income (Loss)	\$53,230	\$13,397	\$41,670	\$2,500	\$40,765	\$2,500	\$14,500

City of Yankton
Proposed 2020 Budget

Fund: Cemetery		Estimated Revenue				Activity: Parks & Recreation		
ACCOUNT NO.	DESCRIPTION	2016 ACTUAL	2017 ACTUAL	2018 ACTUAL	2019 ADOPTED	2019 Y.T.D.	2019 ESTIMATED	2020 PROPOSED
621 3610	Interest	\$1,219	\$2,775	\$4,131	\$450	\$1,620	\$2,000	\$1,000
621 3864	Other Nonoperational Income	\$1,350	\$1,190	\$910	\$1,300	\$230	\$1,100	\$1,100
621 3910	Transfer from General Fund	\$112,788	\$65,181	\$108,686	\$74,588	\$74,588	\$73,762	\$90,922
	Total Nonoperating Revenue	\$115,357	\$69,146	\$113,727	\$76,338	\$76,438	\$76,862	\$93,022
621 3860	Sale of Lots - Operational	\$10,500	\$17,100	\$9,500	\$12,000	\$1,800	\$10,500	\$10,500
621 3861	Grave Openings	\$14,718	\$10,499	\$13,500	\$14,000	\$7,094	\$14,000	\$14,000
621 3865	Grave Openings Non-Taxable	\$1,500	\$2,100	\$0	\$1,000	\$0	\$0	\$1,000
	Total Operating Revenue	\$26,718	\$29,699	\$23,000	\$27,000	\$8,894	\$24,500	\$25,500
	Total Revenues	\$142,075	\$98,845	\$136,727	\$103,338	\$85,332	\$101,362	\$118,522

City of Yankton
Proposed 2020 Budget

Fund: Cemetery		Function: Operating Expenses				Activity: Parks & Recreation		
ACCOUNT NO.	DESCRIPTION	2016 ACTUAL	2017 ACTUAL	2018 ACTUAL	2019 ADOPTED	2019 Y.T.D.	2019 ESTIMATED	2020 PROPOSED
621 621 101	Regular Wages	\$46,140	\$47,076	\$49,027	\$51,061	\$24,119	\$51,441	\$53,620
621 621 102	Temporary Wages	\$4,346	\$3,097	\$4,953	\$5,376	\$4,671	\$5,376	\$5,376
621 621 103	Overtime Wages	\$2,775	\$2,697	\$3,020	\$3,000	\$1,551	\$3,000	\$3,000
621 621 111	OASI	\$4,007	\$3,974	\$4,243	\$4,547	\$2,221	\$4,576	\$4,743
621 621 121	Retirement	\$2,935	\$2,986	\$3,123	\$3,244	\$1,503	\$3,266	\$3,397
621 621 131	Worker's Compensation	\$1,259	\$1,459	\$1,646	\$1,625	(\$41)	\$1,728	\$1,901
621 621 132	Group Insurance	\$7,038	\$7,106	\$6,342	\$10,342	\$3,216	\$9,402	\$10,342
621 621 133	Unemployment Insurance	\$86	\$78	\$62	\$122	\$55	\$116	\$122
	Subtotal Personnel Services	\$68,586	\$68,473	\$72,416	\$79,317	\$37,295	\$78,905	\$82,501
621 621 201	Insurance	\$497	\$515	\$554	\$701	\$0	\$637	\$701
621 621 202	Professional Services	\$0	\$1,500	\$3,000	\$1,500	\$0	\$0	\$1,500
621 621 221	Rep. & Maint. - Equipment	\$2,421	\$1,993	\$3,618	\$2,500	\$1,471	\$2,500	\$2,500
621 621 222	Rep. & Maint. - Vehicles	\$219	\$25	\$114	\$500	\$0	\$500	\$500
621 621 223	Rep. & Maint. - Buildings	\$7,071	\$5,359	\$6,055	\$5,500	\$1,493	\$6,000	\$6,000
621 621 224	Rep. & Maint. - Central Garage	\$5,165	\$2,747	\$5,281	\$5,000	\$1,246	\$5,000	\$5,000
621 621 234	Copies	\$60	\$0	\$0	\$0	\$0	\$0	\$0
621 621 241	Agricultural Supplies	\$2,741	\$2,119	\$1,979	\$3,000	\$1,477	\$2,500	\$2,500
621 621 247	Small Tools & Hardware	\$89	\$92	\$35	\$500	\$358	\$500	\$500
621 621 271	Telephone	\$420	\$420	\$420	\$420	\$210	\$420	\$420
621 621 272	Electricity	\$1,156	\$1,755	\$1,585	\$1,900	\$1,017	\$1,900	\$1,900
621 621 273	Fuel-LP	\$420	\$450	\$0	\$0	\$0	\$0	\$0
	Subtotal Other Current Expenditures	\$20,259	\$16,975	\$22,641	\$21,521	\$7,272	\$19,957	\$21,521
	Total Operating Expenses	\$88,845	\$85,448	\$95,057	\$100,838	\$44,567	\$98,862	\$104,022
621 621 301	Capital Repair and Maintenance	\$0	\$0	\$0	\$2,500	\$0	\$1,000	\$2,500
621 621 350	Equipment	\$57,668	\$10,587	\$38,579	\$0	\$1,495	\$1,500	\$12,000
	Total Capital Outlay	\$57,668	\$10,587	\$38,579	\$2,500	\$1,495	\$2,500	\$14,500

City of Yankton
Proposed 2020 Budget

Fund: Cemetery		Function: Capital				Activity: Parks & Recreation		
ACCOUNT NO.	DESCRIPTION	2016 ACTUAL	2017 ACTUAL	2018 ACTUAL	2019 ADOPTED	2019 Y.T.D.	2019 ESTIMATED	2020 PROPOSED
	Revenue:							
	Net Income(Loss)	\$53,230	\$13,397	\$41,670	\$2,500	\$40,765	\$2,500	\$14,500
	Beginning Balance	\$5,929	\$1,491	\$4,301	\$0	\$7,392	\$7,392	\$7,392
	Total Funds Available	\$59,159	\$14,888	\$45,971	\$2,500	\$48,157	\$9,892	\$21,892
	Application of Funds Available:							
	Equipment & Buildings	\$57,668	\$10,587	\$38,579	\$2,500	\$1,495	\$2,500	\$14,500
	Ending Balance	\$1,491	\$4,301	\$7,392	\$0	\$46,662	\$7,392	\$7,392

SOLID WASTE AND RECYCLING COLLECTION ACCOUNT #631

PURPOSE OF THIS DEPARTMENT: Why does this department exist?

To operate this enterprise fund in a business-like and productive manner to insure customers have an effective means to dispose of solid waste materials. To add to the community quality of life by providing clean and healthy conditions that comply with regulatory requirements.

DEPARTMENT PERSONNEL: 3 Senior Sanitation Truck Operators and 4 Sanitation Truck Operators.

City of Yankton
Proposed 2020 Budget

Fund: **Solid Waste Collection** Function: **Operations** Activity: **Public Works Department**

ACCOUNT NO.	DESCRIPTION	2016 ACTUAL	2017 ACTUAL	2018 ACTUAL	2019 ADOPTED	2019 Y.T.D.	2019 ESTIMATED	2020 PROPOSED
	Operating Revenues	\$985,344	\$1,103,555	\$1,145,871	\$1,505,060	\$595,620	\$1,505,060	\$1,767,674
	Operating Expenses:							
	Personnel Services	\$379,859	\$399,146	\$403,067	\$444,573	\$173,731	\$444,050	\$467,483
	Insurance	\$6,839	\$6,801	\$7,392	\$9,738	\$7,588	\$9,738	\$10,712
	Professional Services	\$5,102	\$19,497	\$43,988	\$39,500	\$11,297	\$39,500	\$42,000
	Publishing	\$787	\$841	\$691	\$1,600	\$177	\$1,600	\$1,600
	Tipping & Hauling Fees	\$155,098	\$163,769	\$167,795	\$189,000	\$98,528	\$203,179	\$205,000
	Repairs & Maintenance	\$52,435	\$615,430	\$89,580	\$117,500	\$47,644	\$117,500	\$117,500
	Supplies & Materials	\$6,911	\$16,711	\$5,752	\$14,850	\$4,181	\$14,850	\$14,850
	Utilities	\$532	\$692	\$1,053	\$620	\$589	\$1,200	\$1,200
	Billing & Administration	\$254,908	\$254,908	\$254,908	\$267,653	\$133,827	\$267,653	\$267,653
	Depreciation	\$58,956	\$83,187	\$106,790	\$56,577	\$31,205	\$106,790	\$106,790
	Total Operating Expenses	\$921,427	\$1,560,982	\$1,081,016	\$1,141,611	\$508,767	\$1,206,060	\$1,234,788
	Net Operating Income(Loss)	\$63,917	(\$457,427)	\$64,855	\$363,449	\$86,853	\$299,000	\$532,886
	Non-Operating Revenue(Expense)							
	Interest	\$5,493	\$5,902	\$18,591	\$1,000	\$11,219	\$13,000	\$1,000
	Miscellaneous	\$11,390	\$2,238	\$6,414	\$0	\$0	\$0	\$0
	Interest/SWMP Loan / Grant	\$0	\$0	\$710,265	\$0	\$0	\$0	\$0
	Net Income before Transfers	\$80,800	(\$446,287)	\$802,125	\$364,449	\$98,072	\$312,000	\$533,886
	Operating Transfers out	\$0	\$0	\$0	\$0	\$0	\$0	\$0
	Net Income (Loss)	\$80,800	(\$446,287)	\$802,125	\$364,449	\$98,072	\$312,000	\$533,886

City of Yankton
Proposed 2020 Budget

Fund: **Solid Waste Collection** Estimated Revenue Activity: **Public Works Department**

ACCOUNT NO.	DESCRIPTION	2016 ACTUAL	2017 ACTUAL	2018 ACTUAL	2019 ADOPTED	2019 Y.T.D.	2019 ESTIMATED	2020 PROPOSED
631 3340	State Grant	\$0	\$0	\$0	\$0	\$0	\$0	\$0
631 3350	SWMP State Grant	\$0	\$0	\$228,705	\$0	\$0	\$0	\$0
631 3437	Equip. & Material Charge Streets	\$11,390	\$2,238	\$6,414	\$0	\$0	\$0	\$0
631 3605	Interest on Loan to Second Penny	\$0	\$0	\$0	\$0	\$0	\$0	\$0
631 3610	Interest	\$5,493	\$5,902	\$18,591	\$1,000	\$11,219	\$13,000	\$1,000
631 3612	Sale of Fixed Assets	\$0	\$3,000	\$2,000	\$0	\$0	\$0	\$0
631 3614	DENR Loan	\$0	\$0	\$481,560	\$0	\$0	\$0	\$0
631 3666	Contributed Capital Revenue - Other Funds	\$0	\$0	\$0	\$0	\$0	\$0	\$0
631 3692	SDPAA Insurance Reserve	\$0	\$0	\$1,861	\$0	\$0	\$0	\$0
	Total Nonoperating Revenue	\$16,883	\$11,140	\$739,131	\$1,000	\$11,219	\$13,000	\$1,000
631 3810	Collection Fees - Taxable	\$937,988	\$1,082,039	\$1,128,712	\$1,475,360	\$587,322	\$1,475,360	\$1,737,974
631 3811	Extra Household Tags Taxable	\$1,184	\$411	\$117	\$100	\$51	\$100	\$100
631 3812	Extra Household Tags Nontaxable	\$3,300	\$676	\$0	\$0	\$0	\$0	\$0
631 3813	Collection Fees - Nontaxable	\$10,385	\$8,294	\$7,598	\$9,600	\$3,966	\$9,600	\$9,600
631 3893	Sale of Salvage - Landfill	\$542	\$0	\$0	\$0	\$301	\$0	\$0
631 3894	Other Operational - Solid Waste	\$31,945	\$12,135	\$9,444	\$20,000	\$3,980	\$20,000	\$20,000
	Total Operating Revenue	\$985,344	\$1,103,555	\$1,145,871	\$1,505,060	\$595,620	\$1,505,060	\$1,767,674
	Total Revenues	\$1,002,227	\$1,114,695	\$1,885,002	\$1,506,060	\$606,839	\$1,518,060	\$1,768,674

City of Yankton
Proposed 2020 Budget

Fund: Solid Waste **Function: Operating Expenses** **Activity: Public Works Department**
Solid Waste Collection

ACCOUNT NO.	DESCRIPTION	2016 ACTUAL	2017 ACTUAL	2018 ACTUAL	2019 ADOPTED	2019 Y.T.D.	2019 ESTIMATED	2020 PROPOSED
631 631 101	Regular Wages	\$265,105	\$280,709	\$293,591	\$303,082	\$130,208	\$308,271	\$321,329
631 631 102	Temporary Wages	\$8,640	\$10,111	\$1,056	\$7,280	\$1,694	\$7,280	\$7,280
631 631 103	Overtime Wages	\$3,931	\$1,447	\$5,412	\$3,500	\$1,000	\$3,500	\$3,500
631 631 111	OASI	\$19,526	\$20,727	\$20,905	\$24,010	\$10,006	\$24,010	\$25,406
631 631 121	Retirement	\$15,062	\$15,944	\$16,623	\$18,395	\$7,874	\$18,706	\$19,490
631 631 131	Worker's Compensation	\$16,154	\$17,523	\$19,747	\$21,722	(\$570)	\$21,722	\$23,894
631 631 132	Group Insurance	\$50,858	\$52,188	\$45,404	\$65,885	\$23,228	\$59,895	\$65,885
631 631 133	Unemployment Insurance	\$583	\$497	\$329	\$699	\$291	\$666	\$699
		(\$4,157)						
	Subtotal Personnel Services	\$375,702	\$399,146	\$403,067	\$444,573	\$173,731	\$444,050	\$467,483
631 631 201	Insurance	\$6,839	\$6,801	\$7,392	\$9,738	\$7,588	\$9,738	\$10,712
631 631 202	Professional Services	\$3,676	\$2,782	\$16,404	\$4,000	\$1,331	\$4,000	\$4,000
631 631 203	Audit	\$1,426	\$2,379	\$2,679	\$3,000	\$1,488	\$3,000	\$3,000
631 631 204	Contracted Services - Millenium	\$0	\$14,336	\$24,905	\$32,500	\$8,478	\$32,500	\$35,000
631 631 211	Publishing	\$787	\$841	\$691	\$1,600	\$177	\$1,600	\$1,600
631 631 218	Clean-Up Week Tipping Fee	\$22,827	\$31,611	\$20,931	\$24,000	\$38,179	\$38,179	\$40,000
631 631 219	Landfill Tipping Fee	\$132,271	\$132,158	\$146,864	\$165,000	\$60,349	\$165,000	\$165,000
631 631 220	Labor, Equipment & Material Charge	\$6,055	\$26,680	\$17,582	\$12,000	\$4,369	\$12,000	\$12,000
631 631 221	Rep. & Maint. - Equipment	\$1,018	\$3,891	\$410	\$5,500	\$731	\$5,500	\$5,500
631 631 222	Rep. & Maint. - Roll Carts	\$0	\$522,850	\$0	\$10,000	\$0	\$10,000	\$10,000
631 631 224	Rep. & Maint. - Central Garage	\$45,362	\$62,009	\$71,588	\$90,000	\$42,544	\$90,000	\$90,000
631 631 231	Postage	\$3,258	\$4,970	\$3,296	\$3,500	\$1,583	\$3,500	\$3,500
631 631 232	Office Supplies	\$571	\$466	\$1,249	\$800	\$239	\$800	\$800
631 631 233	Printing	\$301	\$6,494	\$270	\$5,000	\$1,063	\$5,000	\$5,000
631 631 234	Copies	\$1,914	\$4,229	\$503	\$5,000	\$896	\$5,000	\$5,000
631 631 243	Medical & Safety Supplies	\$249	\$246	\$198	\$250	\$196	\$250	\$250
631 631 244	Uniforms	\$248	\$300	\$236	\$250	\$204	\$250	\$250
631 631 247	Small Tools & Hardware	\$370	\$6	\$0	\$50	\$0	\$50	\$50
631 631 274	Water Service	\$388	\$495	\$699	\$420	\$392	\$800	\$800
631 631 275	Sewer Service	\$144	\$197	\$354	\$200	\$197	\$400	\$400
631 631 281	Billing & Administration	\$254,908	\$254,908	\$254,908	\$267,653	\$133,827	\$267,653	\$267,653
631 631 291	Depreciation	\$58,956	\$83,187	\$106,790	\$56,577	\$31,205	\$106,790	\$106,790
	Subtotal Other Current Expenditures	\$541,568	\$1,161,836	\$677,949	\$697,038	\$335,036	\$762,010	\$767,305
	Total Operating Expenses	\$917,270	\$1,560,982	\$1,081,016	\$1,141,611	\$508,767	\$1,206,060	\$1,234,788

City of Yankton
Proposed 2020 Budget

Fund: **Solid Waste Collection** Function: **Capital** Activity: **Public Works Department**

ACCOUNT NO.	DESCRIPTION	2016 ACTUAL	2017 ACTUAL	2018 ACTUAL	2019 ADOPTED	2019 Y.T.D.	2019 ESTIMATED	2020 PROPOSED
	Revenues:							
	Net Income(Loss)	\$80,800	(\$446,287)	\$802,125	\$364,449	\$98,072	\$312,000	\$533,886
	Depreciation	\$58,956	\$83,187	\$106,790	\$56,577	\$0	\$106,790	\$106,790
	Beginning Balance	\$945,222	\$939,985	\$397,826	\$1,473,260	\$1,109,429	\$1,109,429	\$1,473,260
	Total Funds Available	\$1,084,978	\$576,885	\$1,306,741	\$1,894,286	\$1,207,501	\$1,528,219	\$2,113,936
	Application of Funds Available:							
	Equipment	\$144,993	\$179,059	\$153,351	\$58,926	\$25,465	\$54,959	\$250,843
	Total Applied	\$144,993	\$179,059	\$153,351	\$58,926	\$25,465	\$54,959	\$250,843
	Due From / Due To Account Adjustment	\$0	\$0	\$43,961	\$0	\$0	\$0	\$0
	Ending Balance	\$939,985	\$397,826	\$1,109,429	\$1,835,360	\$1,182,036	\$1,473,260	\$1,863,093

City of Yankton
Proposed 2020 Budget

Fund: **Solid Waste Collection** Function: **Capital** Activity: **Public Works Department**

ACCOUNT NO.	DESCRIPTION	2016 ACTUAL	2017 ACTUAL	2018 ACTUAL	2019 ADOPTED	2019 Y.T.D.	2019 ESTIMATED	2020 PROPOSED
631 631 411	SWMP Interest	\$0	\$0	\$7,999	\$9,730	\$0	\$9,413	\$8,529
		\$0	\$0	\$7,999	\$9,730	\$0	\$9,413	\$8,529
631 631 350	Equipment	\$144,993	\$179,059	\$145,352	\$11,000	\$3,595	\$11,000	\$206,000
631 631 610	Transfer to General	\$0	\$0	\$0	\$0	\$0	\$0	\$0
631 631 441	SWMG Principal	\$0	\$0	\$0	\$47,926	\$21,870	\$43,959	\$44,843
	Total Capital Outlay	\$144,993	\$179,059	\$145,352	\$58,926	\$25,465	\$54,959	\$250,843
	Total	\$144,993	\$179,059	\$153,351	\$68,656	\$25,465	\$64,372	\$259,372

**JOINT POWERS
SOLID WASTE DISPOSAL AND RECYCLING
ACCOUNT #637**

PURPOSE OF THIS DEPARTMENT: Why does this department exist?

The Transfer Station exists to provide environmentally safe solid waste and rubble disposal for the city of Yankton and Yankton County. The Transfer Station also provides for the processing of recyclable materials.

DEPARTMENT PERSONNEL: 1 Transfer Station Superintendent, 2 Transfer Station Attendants, 1 Office Specialist, 1 Truck Driver and 0.66 Office Specialist.

City of Yankton
Proposed 2020 Budget

JOINT POWERS

Fund: Solid Waste Disposal and Recycling Function: Operations Activity: Joint Powers

ACCOUNT NO.	DESCRIPTION	2016 ACTUAL	2017 ACTUAL	2018 ACTUAL	2019 ADOPTED	2019 Y.T.D.	2019 ESTIMATED	2020 PROPOSED
	Operating Revenues	\$1,195,403	\$1,210,946	\$1,279,555	\$1,375,000	\$705,659	\$1,299,111	\$1,297,000
	Operating Expenses:							
	Personnel Services	\$303,509	\$308,637	\$300,965	\$349,315	\$151,055	\$333,734	\$349,561
	Insurance	\$13,743	\$14,423	\$15,405	\$19,449	\$16,673	\$17,681	\$19,449
	Cost of Service Provided	\$541,331	\$571,913	\$785,752	\$752,896	\$350,449	\$800,000	\$850,000
	Professional Services	\$10,103	\$13,131	\$11,200	\$18,000	\$12,221	\$19,500	\$19,500
	Publishing	\$59	\$808	\$1,108	\$300	\$35	\$600	\$300
	Rental	\$0	\$0	\$0	\$500	\$0	\$500	\$500
	Tipping & Hauling Fees	\$4,770	\$1,440	\$0	\$0	\$0	\$0	\$0
	Repairs & Maintenance	\$195,117	\$174,301	\$219,629	\$245,000	\$92,487	\$244,862	\$245,000
	Supplies & Materials	\$4,539	\$5,129	\$5,074	\$5,975	\$2,229	\$6,075	\$6,075
	Travel and Conference	\$291	\$0	\$0	\$500	\$0	\$500	\$500
	Utilities	\$24,732	\$19,873	\$30,221	\$29,790	\$12,940	\$31,000	\$31,200
	Depreciation	\$183,996	\$194,196	\$191,360	\$194,196	\$100,189	\$194,196	\$194,196
	Total Operating Expenses	\$1,282,190	\$1,303,851	\$1,560,714	\$1,615,921	\$738,278	\$1,648,648	\$1,716,281
	Net Operating Income(Loss)	(\$86,787)	(\$92,905)	(\$281,159)	(\$240,921)	(\$32,619)	(\$349,537)	(\$419,281)
	Non-Operating Revenue(Expense)							
	Grant / Loan	\$273,570	\$438,128	\$0	\$0	\$0	\$0	\$0
	Interest	\$1,840	\$6,016	\$10,283	\$2,800	\$3,343	\$5,000	\$2,800
	Miscellaneous	\$25,358	\$3,878	\$4,365	\$100	\$4,167	\$4,252	\$100
	Total Non-Operating Revenues	\$300,768	\$448,022	\$14,648	\$2,900	\$7,510	\$9,252	\$2,900
	Net Income (Loss)	\$213,981	\$355,117	(\$266,511)	(\$238,021)	(\$25,109)	(\$340,285)	(\$416,381)

City of Yankton
Proposed 2020 Budget

Fund: Solid Waste Disposal and Recycling		Estimated Revenue				Activity: Joint Powers		
ACCOUNT NO.	DESCRIPTION	2016 ACTUAL	2017 ACTUAL	2018 ACTUAL	2019 ADOPTED	2019 Y.T.D.	2019 ESTIMATED	2020 PROPOSED
637 3341	State Grant / Gatehouse & Scale	\$273,570	\$1,929	\$0	\$0	\$0	\$0	\$0
637 3614	State Loan / Gatehouse & Scale	\$0	\$436,199	\$0	\$0	\$0	\$0	\$0
637 3610	Interest	\$1,840	\$6,016	\$10,283	\$2,800	\$3,343	\$5,000	\$2,800
637 3612	Sale of Fixed Assets	\$0	\$0	\$1,512	\$0	\$0	\$0	\$0
637 3615	Miscellaneous Reimbursements	\$566	\$0	\$447	\$0	\$115	\$200	\$0
637 3640	Compensation for Loss & Damage	\$19,500	\$125	\$0	\$0	\$0	\$0	\$0
637 3692	Compensation for Loss & Damage	\$0	\$0	\$0	\$0	\$0	\$0	\$0
637 3822	Cash Long	(\$40)	\$172	(\$15)	\$0	\$85	\$85	\$0
637 3840	Misc. - Non taxable	\$5,332	\$3,581	\$2,421	\$100	\$3,967	\$3,967	\$100
	Total Nonoperating Revenue	\$300,768	\$448,022	\$14,648	\$2,900	\$7,510	\$9,252	\$2,900
637 3830	Yard Waste	\$0	\$0	\$0	\$0	\$0	\$0	\$0
637 3850	Rubble	\$46,923	\$40,535	\$39,929	\$52,000	\$21,593	\$52,000	\$52,000
637 3860	Landfill-Transfer Fees	\$1,032,129	\$1,070,258	\$1,236,171	\$1,240,000	\$676,955	\$1,240,000	\$1,240,000
637 3870	Scrap Metals	\$6,067	\$6,439	\$2,346	\$5,000	\$6,910	\$6,910	\$5,000
637 3872	Aluminum	\$6,740	\$3,288	\$0	\$2,000	\$0	\$0	\$0
637 3873	Newspaper	\$14,294	\$6,199	\$0	\$3,000	\$0	\$0	\$0
637 3874	Cardboard	\$22,679	\$12,190	\$0	\$5,000	\$0	\$0	\$0
637 3879	Tipping Fee-Recycling	\$66,571	\$68,199	\$0	\$68,000	\$0	\$0	\$0
637 3894	Other Operational - Solid Waste	\$0	\$3,838	\$1,109	\$0	\$201	\$201	\$0
	Total Operating Revenue	\$1,195,403	\$1,210,946	\$1,279,555	\$1,375,000	\$705,659	\$1,299,111	\$1,297,000
	Total Revenues	\$1,496,171	\$1,658,968	\$1,294,203	\$1,377,900	\$713,169	\$1,308,363	\$1,299,900

City of Yankton
Proposed 2020 Budget

Fund: Solid Waste Disposal and Recycling Function: Operating Expenses Activity: Joint Powers
Transfer Station

ACCOUNT NO.	DESCRIPTION	2016 ACTUAL	2017 ACTUAL	2018 ACTUAL	2019 ADOPTED	2019 Y.T.D.	2019 ESTIMATED	2020 PROPOSED
637 637 101	Regular Wages	\$198,763	\$215,639	\$218,205	\$246,345	\$109,970	\$236,334	\$246,345
637 637 102	Temporary Wages	\$870	\$0	\$0	\$0	\$0	\$0	\$0
637 637 103	Overtime Wages	\$12,561	\$13,081	\$12,966	\$18,000	\$6,785	\$18,000	\$18,000
637 637 111	OASI	\$15,660	\$16,943	\$17,069	\$20,222	\$8,669	\$19,457	\$20,222
637 637 121	Retirement	\$12,679	\$13,603	\$13,766	\$15,861	\$7,005	\$15,260	\$15,861
637 637 131	Worker's Compensation	\$3,637	\$3,991	\$4,498	\$4,948	(\$131)	\$4,722	\$5,194
637 637 132	Group Insurance	\$36,326	\$37,700	\$34,128	\$43,544	\$18,509	\$39,585	\$43,544
637 637 133	Unemployment Insurance	\$350	\$407	\$333	\$395	\$248	\$376	\$395
	Subtotal Personnel Services	\$280,846	\$301,364	\$300,965	\$349,315	\$151,055	\$333,734	\$349,561
637 637 201	Insurance	\$13,528	\$14,201	\$15,405	\$19,449	\$16,673	\$17,681	\$19,449
637 637 202	Professional Services & Fees	\$8,677	\$10,752	\$8,521	\$17,000	\$10,733	\$17,000	\$17,000
637.637.203	Audit	\$1,426	\$2,379	\$2,679	\$1,000	\$1,488	\$2,500	\$2,500
637 637 206	Cost of Service Provided	\$497,618	\$550,236	\$785,752	\$752,896	\$350,449	\$800,000	\$850,000
637 637 211	Publishing & Advertising	\$59	\$808	\$1,108	\$300	\$35	\$600	\$300
637 637 212	Rental	\$0	\$0	\$0	\$500	\$0	\$500	\$500
637 637 220	Labor Equipment and Material Charges	\$20,190	\$25,060	\$48,950	\$45,000	\$22,682	\$44,862	\$45,000
637 637 221	Rep. & Maint. - Equip./Facil.	\$3,962	\$5,007	\$2,290	\$6,000	\$1,350	\$6,000	\$6,000
637 637 222	Rep. & Maint. - Vehicles	\$571	\$11	\$13,757	\$20,000	\$0	\$20,000	\$20,000
637 637 223	Rep. & Maint. - Buildings	\$11,572	\$990	\$1,990	\$14,000	\$2,925	\$14,000	\$14,000
637 637 224	Rep. & Maint. - Central Garage	\$134,083	\$138,748	\$152,642	\$160,000	\$65,530	\$160,000	\$160,000
637 637 231	Postage	\$524	\$541	\$524	\$500	\$282	\$600	\$600
637 637 232	Office Supplies	\$1,610	\$1,711	\$1,791	\$2,000	\$866	\$2,000	\$2,000
637 637 234	Copies	\$87	\$122	\$100	\$125	\$52	\$125	\$125
637 637 240	Operating Supplies & Materials	\$1,436	\$2,466	\$1,920	\$2,500	\$871	\$2,500	\$2,500
637 637 241	Agricultural Supplies	\$96	\$0	\$0	\$100	\$0	\$100	\$100
637 637 244	Uniforms	\$500	\$271	\$442	\$500	\$58	\$500	\$500
637 637 247	Small Tools & Hardware	\$208	\$18	\$297	\$250	\$100	\$250	\$250
637 637 265	Travel and Learning	\$291	\$0	\$0	\$500	\$0	\$500	\$500
637 637 271	Telephone	\$1,076	\$1,077	\$1,092	\$1,090	\$563	\$1,100	\$1,100
637 637 272	Electricity	\$7,697	\$8,213	\$8,637	\$8,200	\$4,073	\$8,800	\$9,000
637 637 273	Fuel - Heating	\$13,393	\$7,661	\$16,795	\$17,000	\$6,579	\$17,000	\$17,000
637 637 274	Water Service	\$1,558	\$1,795	\$2,247	\$2,000	\$1,096	\$2,500	\$2,500
637 637 275	Sewer Service	\$796	\$884	\$1,199	\$1,300	\$498	\$1,300	\$1,300
637 637 276	Landfill	\$212	\$243	\$251	\$200	\$131	\$300	\$300
637 637 291	Depreciation	\$143,646	\$153,846	\$191,360	\$194,196	\$100,189	\$194,196	\$194,196
	Subtotal Other Current Expenditures	\$864,816	\$927,040	\$1,259,749	\$1,266,606	\$587,223	\$1,314,914	\$1,366,720
	Total Operating Expenses	\$1,145,662	\$1,228,404	\$1,560,714	\$1,615,921	\$738,278	\$1,648,648	\$1,716,281

City of Yankton
Proposed 2020 Budget

Fund: **Solid Waste Disposal and Recycling** Function: **Operating Expenses** Activity: **Joint Powers**
Recycling Center-Yankton

ACCOUNT NO.	DESCRIPTION	2016 ACTUAL	2017 ACTUAL	2018 ACTUAL	2019 ADOPTED	2019 Y.T.D.	2019 ESTIMATED	2020 PROPOSED
637 638 101	Regular Wages	\$16,216	\$4,787	\$0	\$0	\$0	\$0	\$0
637 638 102	Temporary Wages	\$0	\$0	\$0	\$0	\$0	\$0	\$0
637 638 103	Overtime Wages	\$566	\$527	\$0	\$0	\$0	\$0	\$0
637 638 111	OASI	\$1,282	\$406	\$0	\$0	\$0	\$0	\$0
637 638 121	Retirement	\$1,007	\$319	\$0	\$0	\$0	\$0	\$0
637 638 132	Group Insurance	\$3,557	\$1,210	\$0	\$0	\$0	\$0	\$0
637 638 133	Unemployment Insurance	\$35	\$24	\$0	\$0	\$0	\$0	\$0
	Subtotal Personnel Services	\$22,663	\$7,273	\$0	\$0	\$0	\$0	\$0
637 638 201	Insurance	\$215	\$222	\$0	\$0	\$0	\$0	\$0
637 638 202	Professional Services & Fees	\$0	\$0	\$0	\$0	\$0	\$0	\$0
637 638 206	Cost of Service Provided	\$43,713	\$21,677	\$0	\$0	\$0	\$0	\$0
637 638 211	Publishing & Advertising	\$0	\$0	\$0	\$0	\$0	\$0	\$0
637 638 214	Transportation to Vermillion	\$4,770	\$1,440	\$0	\$0	\$0	\$0	\$0
637 638 215	Processing Recyclables	\$21,875	\$4,305	\$0	\$0	\$0	\$0	\$0
637 638 221	Rep. & Maint. - Equip./Facil.	\$0	\$0	\$0	\$0	\$0	\$0	\$0
637 638 222	Rep. & Maint. - Vehicles	\$0	\$0	\$0	\$0	\$0	\$0	\$0
637 638 223	Rep. & Maint. - Buildings	\$493	\$0	\$0	\$0	\$0	\$0	\$0
637 638 224	Rep. & Maint. - Central Garage	\$2,371	\$180	\$0	\$0	\$0	\$0	\$0
637 638 231	Postage	\$0	\$0	\$0	\$0	\$0	\$0	\$0
637 638 232	Office Supplies	\$76	\$0	\$0	\$0	\$0	\$0	\$0
637 638 234	Copies	\$2	\$0	\$0	\$0	\$0	\$0	\$0
637 638 291	Depreciation	\$40,350	\$40,350	\$0	\$0	\$0	\$0	\$0
	Subtotal Other Current Expenditures	\$113,865	\$68,174	\$0	\$0	\$0	\$0	\$0
	Total Operating Expenses	\$136,528	\$75,447	\$0	\$0	\$0	\$0	\$0

City of Yankton
Proposed 2020 Budget

Fund: **Solid Waste Disposal and Recycling** Function: **Capital** Activity: **Joint Powers**

ACCOUNT NO.	DESCRIPTION	2016 ACTUAL	2017 ACTUAL	2018 ACTUAL	2019 ADOPTED	2019 Y.T.D.	2019 ESTIMATED	2020 PROPOSED
	Revenues:							
	Net Income(Loss)	\$213,981	\$355,117	(\$266,511)	(\$238,021)	(\$25,109)	(\$340,285)	(\$416,381)
	Depreciation	\$183,996	\$194,196	\$191,360	\$194,196	\$100,189	\$194,196	\$194,196
	Beginning Balance	\$449,613	\$139,141	\$525,277	\$310,788	\$310,788	\$310,788	(\$84,277)
	Total Funds Available	\$847,590	\$688,454	\$450,126	\$266,963	\$385,868	\$164,699	(\$306,462)
	Application of Funds Available:							
	Equity Transfer to Vermillion	\$0	\$0	\$0	\$0	\$0	\$0	\$0
	Equipment	\$707,901	\$122,807	\$137,855	\$248,976	\$43,610	\$248,976	\$528,383
	Total Applied	\$707,901	\$122,807	\$137,855	\$248,976	\$43,610	\$248,976	\$528,383
	Due From / Due To Account Adjustment	(\$548)	(\$40,370)	(\$1,483)	\$0	\$0	\$0	\$0
	Ending Balance	\$139,141	\$525,277	\$310,788	\$17,987	\$342,258	(\$84,277)	(\$834,845)

City of Yankton
Proposed 2020 Budget

Fund: Solid Waste Disposal and Recycling Function: Capital Activity: Joint Powers

ACCOUNT NO.	DESCRIPTION	2016 ACTUAL	2017 ACTUAL	2018 ACTUAL	2019 ADOPTED	2019 Y.T.D.	2019 ESTIMATED	2020 PROPOSED
637 637 350	Transfer Station Equipment	\$0	\$66,337	\$65,002	\$160,000	\$7,123	\$160,000	\$358,000
637 637 390	Trench Excavation / Closure	\$0	\$0	\$0	\$5,000	\$0	\$5,000	\$25,000
637 637 411	Scale Interest	\$0	\$7,324	\$13,801	\$8,251	\$0	\$8,251	\$7,329
637 637 441	Scale Principal	\$0	\$19,570	\$59,052	\$40,704	\$24,477	\$40,704	\$41,625
637 638 411	Building Addition Interest	\$5,840	\$6,072	\$0	\$4,191	\$2,458	\$4,191	\$3,827
637 638 441	Building Addition Principal	\$18,135	\$18,683	\$0	\$19,830	\$9,552	\$19,830	\$16,602
637 638 320	Building & Structures	\$683,926	\$4,821	\$0	\$11,000	\$0	\$11,000	\$76,000
	Total Capital Outlay	\$707,901	\$122,807	\$137,855	\$248,976	\$43,610	\$248,976	\$528,383

**FOX RUN GOLF COURSE
ACCOUNT #641**

PURPOSE OF THIS DEPARTMENT: Why does this department exist?

The mission of the division is to enhance the quality of life for the citizens of Yankton and the surrounding area by providing a well-maintained and well-operated 18-hole golf course, clubhouse, pro shop, and practice range; as well as promoting events and tournaments, to serve a population with varied characteristics, interests, and needs.

City of Yankton
Proposed 2020 Budget

Fund: Golf Course		Function: Operations				Activity: Park & Recreation		
ACCOUNT NO.	DESCRIPTION	2016 ACTUAL	2017 ACTUAL	2018 ACTUAL	2019 ADOPTED	2019 Y.T.D.	2019 ESTIMATED	2020 PROPOSED
	Operating Revenues	\$1,226,706	\$880,512	\$895,666	\$934,650	(\$553)	\$136,097	\$96,650
	Operating Expenses:							
	Personnel Services	\$413,659	\$372,343	\$346,363	\$409,318	\$5,549	\$5,549	\$0
	Insurance	\$5,293	\$5,461	\$1,036	\$7,515	\$6,414	\$6,500	\$7,150
	Professional Services	\$32,596	\$35,724	\$112,694	\$35,500	\$1,090	\$2,728	\$0
	Publishing	\$0	\$0	\$0	\$0	\$0	\$0	\$0
	Repairs & Maintenance	\$48,801	\$52,779	\$73,254	\$57,500	\$1,424	\$0	\$0
	Supplies & Materials	\$246,612	\$311,865	\$275,921	\$279,400	\$37,401	\$54,500	\$54,500
	Travel & Conference	\$2,850	\$1,561	\$3,861	\$3,450	\$0	\$0	\$0
	Utilities	\$32,782	\$35,764	\$35,806	\$40,100	\$4,359	\$2,300	\$0
	Billing & Administration	\$67,340	\$0	\$0	\$0	\$0	\$0	\$0
	Depreciation	\$51,866	\$46,407	\$73,178	\$46,407	\$35,362	\$46,407	\$46,407
	Total Operating Expenses	\$901,799	\$861,904	\$922,113	\$879,190	\$91,599	\$117,984	\$108,057
	Net Operating Income(Loss)	\$324,907	\$18,608	(\$26,447)	\$55,460	(\$92,152)	\$18,113	(\$11,407)
	Non-Operating Revenue(Expense)							
	Interest	\$16	\$0	\$639	\$0	\$0	\$0	\$0
	Miscellaneous	\$1,138	\$58,463	\$10,507	\$1,200	\$24,676	\$40,001	\$65,000
	Gain on disposition of Assets	\$0	\$0	\$0	\$0	\$0	\$0	\$0
	Nonoperating Income	\$1,154	\$58,463	\$11,146	\$1,200	\$24,676	\$40,001	\$65,000
	Net Income (loss)	\$326,061	\$77,071	(\$15,301)	\$56,660	(\$67,476)	\$58,114	\$53,593

City of Yankton
Proposed 2020 Budget

Fund: Golf Course		Estimated Revenue				Activity: Parks & Recreation		
ACCOUNT NO.	DESCRIPTION	2016 ACTUAL	2017 ACTUAL	2018 ACTUAL	2019 ADOPTED	2019 Y.T.D.	2019 ESTIMATED	2020 PROPOSED
641 3610	Interest	\$16	\$0	\$639	\$0	\$0	\$0	\$0
641 3612	Sale of Fixed Assets	\$0	\$0	\$0	\$0	\$0	\$0	\$0
641 3615	Miscellaneous Reimbursements	\$1,188	\$58,465	\$10,506	\$1,200	\$24,675	\$40,000	\$40,000
641 3616	Great Life Capital Reimbursements	\$0	\$0	\$0	\$0	\$0	\$0	\$25,000
641 3690	Miscellaneous	(\$50)	(\$2)	\$1	\$0	\$1	\$1	\$0
	Total Nonoperating Revenue	\$1,154	\$58,463	\$11,146	\$1,200	\$24,676	\$40,001	\$65,000
641 3701	Cash Long	\$1,727	\$1,212	\$1,849	\$1,000	\$0	\$0	\$0
641 3710	Prepared Food	\$31,060	\$40,724	\$43,264	\$41,000	\$0	\$0	\$0
641 3711	Prepared Food - NON-Taxable	\$1,828	\$1,149	\$1,195	\$1,500	\$0	\$0	\$0
641 3714	Pre-Packaged Food	\$8,269	\$6,731	\$5,026	\$7,000	\$0	\$0	\$0
641 3718	Beer	\$76,862	\$88,305	\$90,729	\$89,000	\$0	\$0	\$0
641 3720	Pop	\$22,291	\$18,119	\$18,377	\$19,000	\$0	\$0	\$0
641 3735	Simulator	\$8,154	\$6,078	\$5,799	\$7,000	\$0	\$0	\$0
641 3736	Simulator Non-Taxable	\$500	\$278	\$0	\$300	\$0	\$0	\$0
641 3740	Season Pass	\$168,866	\$174,878	\$141,758	\$172,000	(\$553)	(\$553)	\$0
641 3741	Season Pass-Non-Taxable	\$3,447	\$3,616	\$0	\$3,700	\$0	\$0	\$0
641 3742	Greens Fees-Weekends/Holidays	\$51,644	\$57,869	\$55,183	\$59,000	\$0	\$0	\$0
641 3743	Greens Fees-Non-Taxable	\$6,140	\$4,782	\$2,793	\$6,000	\$0	\$0	\$0
641 3744	Greens Fees-Weekdays	\$63,155	\$57,218	\$53,508	\$59,000	\$0	\$0	\$0
641 3745	Greens Fees-Debt Service	\$0	\$0	\$270	\$0	\$0	\$0	\$0
641 3746	Golf Car Rental	\$71,791	\$83,718	\$88,806	\$86,000	\$0	\$0	\$0
641 3747	Golf Car Rental - NON-Taxable	\$524	\$0	\$0	\$0	\$0	\$0	\$0
641 3749	Golf Car Storage	\$24,102	\$21,230	\$16,368	\$18,500	\$0	\$0	\$0
641 3750	Trail Fees	\$27,941	\$24,273	\$21,754	\$24,000	\$0	\$0	\$0
641 3752	Pull Cart Rental	\$460	\$527	\$247	\$500	\$0	\$0	\$0
641 3753	Golf Club Rental	\$881	\$0	\$145	\$0	\$0	\$0	\$0
641 3754	Driving Range	\$16,731	\$16,532	\$15,812	\$16,700	\$0	\$0	\$0
641 3755	Driving Range Non-Taxable	\$1,240	\$1,140	\$524	\$1,100	\$0	\$0	\$0
641 3756	Handicapping	\$7,973	\$8,450	\$7,309	\$8,500	\$0	\$0	\$0
641 3760	Golf Balls	\$18,166	\$15,028	\$21,407	\$15,000	\$0	\$0	\$0
641 3762	Gloves	\$5,962	\$5,254	\$6,444	\$5,500	\$0	\$0	\$0
641 3764	Golf Caps/Visors	\$6,592	\$4,592	\$4,192	\$5,000	\$0	\$0	\$0
641 3766	Merchandise	\$15,515	\$24,742	\$22,443	\$32,500	\$0	\$0	\$0
641 3767	Merchandise Non-Taxable	\$157	\$0	\$0	\$0	\$0	\$0	\$0
641 3768	Golf Equipment	\$34,968	\$27,598	\$34,871	\$31,250	\$0	\$0	\$0
641 3770	Miscellaneous Merchandise	\$94	\$0	\$43	\$0	\$0	\$0	\$0
641 3783	Tournament Fee (Non taxable)	\$3,949	\$3,764	\$1,675	\$3,500	\$0	\$0	\$0
641 3784	Leagues	\$3,085	\$180	\$260	\$0	\$0	\$0	\$0
641 3788	Junior Golf Program	\$3,794	\$4,453	\$3,685	\$6,000	\$0	\$0	\$0
641 3790	Club Repairs	\$9,019	\$7,072	\$3,776	\$11,200	\$0	\$0	\$0
641 3792	Lessons	\$320	\$1,756	\$836	\$2,000	\$0	\$0	\$0
641 3793	Golf Cart Ads	\$3,695	\$1,900	\$375	\$1,900	\$0	\$0	\$0
641 3794	League Software Ads	\$0	\$4	\$0	\$0	\$0	\$0	\$0
641 3910	Transfer from General Fund	\$525,804	\$167,340	\$224,943	\$200,000	\$0	\$136,650	\$96,650
	Total Operating Revenue	\$1,226,706	\$880,512	\$895,666	\$934,650	(\$553)	\$136,097	\$96,650
	Total Revenues	\$1,227,860	\$938,975	\$906,812	\$935,850	\$24,123	\$176,098	\$161,650

City of Yankton

Proposed 2020 Budget

Fund: Golf Course		Operating Expenses				Activity: Parks & Recreation		
ACCOUNT NO.	DESCRIPTION	2016 ACTUAL	2017 ACTUAL	2018 ACTUAL	2019 ADOPTED	2019 Y.T.D.	2019 ESTIMATED	2020 PROPOSED
641 641 101	Regular Wages	\$245,669	\$207,603	\$181,135	\$216,000	\$4,789	\$4,789	\$0
641 641 102	Temporary Wages	\$92,070	\$91,220	\$99,842	\$98,000	\$0	\$0	\$0
641 641 103	Overtime Wages	\$0	\$6,221	\$5,898	\$10,000	\$0	\$0	\$0
641 641 111	OASI	\$25,279	\$22,496	\$21,358	\$24,786	\$365	\$365	\$0
641 641 121	Retirement	\$14,739	\$12,414	\$10,990	\$13,560	\$218	\$218	\$0
641 641 131	Worker's Comp	\$3,187	\$3,458	\$3,897	\$4,290	(\$112)	(\$112)	\$0
641 641 132	Group Insurance	\$31,989	\$28,178	\$22,742	\$41,261	\$273	\$273	\$0
641 641 133	Unemployment Insurance	\$726	\$753	\$501	\$1,421	\$16	\$16	\$0
	Subtotal Personnel Services	\$413,659	\$372,343	\$346,363	\$409,318	\$5,549	\$5,549	\$0
641 641 201	Insurance	\$5,293	\$5,461	\$1,036	\$7,515	\$6,414	\$6,500	\$7,150
641 641 202	Professional Services	\$2,028	\$993	\$70,900	\$1,000	\$0	\$0	\$0
641 641 203	Bank Card Discounts	\$11,090	\$13,842	\$13,819	\$14,000	\$767	\$2,400	\$0
641 641 204	Contracted Services-Operations	\$5,322	\$11,104	\$19,024	\$11,000	\$328	\$328	\$0
641 641 209	Licenses	\$2,550	\$2,590	\$680	\$2,500	\$0	\$0	\$0
641 641 210	Promotional	\$0	\$599	\$103	\$0	\$0	\$0	\$0
641 641 211	Advertising	\$11,606	\$6,596	\$8,168	\$7,000	(\$5)	\$0	\$0
641 641 221	Repairs & Maint.-Equipment	\$11,829	\$25,309	\$31,995	\$20,000	\$0	\$0	\$0
641 641 222	Repairs & Maint.-Vehicles	\$0	\$0	\$61	\$500	\$0	\$0	\$0
641 641 223	Repairs & Maint.-Buildings	\$28,278	\$13,371	\$29,731	\$25,000	\$0	\$0	\$0
641 641 224	Repairs & Maint.-Central Garage	\$8,694	\$14,099	\$11,467	\$12,000	\$1,424	\$0	\$0
641 641 231	Postage	\$272	\$643	\$340	\$600	\$16	\$0	\$0
641 641 232	Office Supplies	\$2,255	\$850	\$1,425	\$1,500	\$0	\$0	\$0
641 641 233	Printing & Binding	\$0	\$311	\$0	\$0	\$0	\$0	\$0
641 641 234	Copies	\$63	\$62	\$98	\$100	\$0	\$0	\$0
641 641 235	Subscriptions & Publications	\$2,800	\$0	\$0	\$0	\$0	\$0	\$0
641 641 236	Janitorial Supplies	\$2,408	\$2,643	\$4,150	\$4,000	\$0	\$0	\$0
641 641 240	Chemicals & Gases	\$39,660	\$42,902	\$37,760	\$41,000	\$0	\$0	\$0
641 641 241	Agricultural Supplies	\$7,141	\$10,228	\$4,206	\$10,000	\$120	\$0	\$0
641 641 242	Recreation Supplies	\$5,128	\$6,074	\$4,299	\$6,000	\$0	\$0	\$0
641 641 243	Medical & Safety Supplies	\$170	\$293	\$23	\$200	\$0	\$0	\$0
641 641 244	Uniforms & Dry Goods	\$773	\$1,244	\$954	\$1,500	\$0	\$0	\$0
641 641 247	Small Tools & Hardware	\$260	\$808	\$3,956	\$1,000	\$0	\$0	\$0
641 641 261	Membership Dues	\$1,463	\$1,044	\$2,907	\$1,200	\$0	\$0	\$0
641 641 263	Travel Expense	\$966	\$245	\$288	\$1,000	\$0	\$0	\$0
641 641 264	Learning	\$230	\$50	\$110	\$250	\$0	\$0	\$0
641 641 265	Conferences & Meetings	\$191	\$222	\$556	\$1,000	\$0	\$0	\$0
641 641 271	Telephone	\$2,598	\$2,578	\$2,365	\$2,800	\$662	\$0	\$0
641 641 272	Electricity	\$21,863	\$23,745	\$20,879	\$24,000	\$2,676	\$0	\$0
641 641 273	Fuel-Heating	\$3,409	\$4,035	\$6,403	\$7,500	\$781	\$0	\$0
641 641 274	Water Service	\$3,035	\$3,234	\$3,818	\$3,500	\$170	\$0	\$0

City of Yankton
Proposed 2020 Budget

Fund: Golf Course		Operating Expenses				Activity: Parks & Recreation		
ACCOUNT NO.	DESCRIPTION	2016 ACTUAL	2017 ACTUAL	2018 ACTUAL	2019 ADOPTED	2019 Y.T.D.	2019 ESTIMATED	2020 PROPOSED
641 641 275	Sewer Service	\$1,877	\$1,987	\$2,261	\$2,000	\$70	\$2,000	\$0
641 641 276	Landfill	\$0	\$185	\$80	\$300	\$0	\$300	\$0
641 641 277	Rubble	\$0	\$0	\$0	\$0	\$0	\$0	\$0
641 641 278	Yard Waste	\$0	\$0	\$0	\$0	\$0	\$0	\$0
641 641 281	Billing and Administration	\$67,340	\$0	\$0	\$0	\$0	\$0	\$0
641 641 291	Depreciation	\$51,866	\$46,407	\$73,178	\$46,407	\$35,362	\$46,407	\$46,407
	Subtotal Other Current Expenditures	\$302,458	\$243,754	\$357,040	\$256,372	\$48,785	\$57,935	\$53,557
641 641 701	Cash Short	\$2,560	\$798	\$2,184	\$1,200	\$0	\$0	\$0
641 641 710	Entree	\$18,845	\$30,079	\$32,860	\$30,000	\$0	\$0	\$0
641 641 712	Side Orders	\$0	\$0	\$0	\$0	\$0	\$0	\$0
641 641 714	Candy	\$2,977	\$2,188	\$2,612	\$2,500	\$0	\$0	\$0
641 641 716	Cigarettes	\$0	\$0	\$0	\$0	\$0	\$0	\$0
641 641 718	Beer	\$26,977	\$30,669	\$29,151	\$27,000	\$0	\$0	\$0
641 641 720	Beverages	\$8,236	\$7,164	\$9,096	\$8,000	\$0	\$0	\$0
641 641 722	Drinks	\$20	\$0	\$0	\$0	\$0	\$0	\$0
641 641 724	Coffee	\$204	\$0	\$0	\$0	\$0	\$0	\$0
641 641 726	Catering	\$0	\$0	\$0	\$0	\$0	\$0	\$0
641 641 728	Miscellaneous Concessions	\$1,194	\$0	\$45	\$0	\$0	\$0	\$0
641 641 746	Golf Car Rental	\$25,306	\$84,761	\$48,646	\$54,500	\$37,006	\$54,500	\$54,500
641 641 749	Reimbursement-Golf Shed Rental	\$430	\$0	\$0	\$0	\$0	\$0	\$0
641 641 752	Pull Carts - Rental	\$0	\$0	\$0	\$0	\$0	\$0	\$0
641 641 754	Driving Range	\$3,276	\$5,092	\$4,854	\$5,000	\$0	\$0	\$0
641 641 756	Handicapping	\$7,080	\$7,832	\$7,177	\$7,800	\$0	\$0	\$0
641 641 760	Golf Balls	\$29,609	\$8,508	\$12,587	\$8,500	\$0	\$0	\$0
641 641 762	Gloves	\$3,630	\$3,809	\$3,752	\$4,000	\$0	\$0	\$0
641 641 764	Golf Caps/Visors	\$2,492	\$3,100	\$3,145	\$3,000	\$0	\$0	\$0
641 641 766	Merchandise	\$17,612	\$25,818	\$21,119	\$26,000	\$0	\$0	\$0
641 641 768	Golf Equipment	\$29,800	\$24,994	\$40,409	\$25,000	(\$52)	\$0	\$0
641 641 770	Miscellaneous Merchandise	\$0	\$0	\$0	\$0	\$0	\$0	\$0
641 641 771	Newsletter	\$0	\$0	\$0	\$0	\$0	\$0	\$0
641 641 782	Tournament Fees	\$0	\$387	\$0	\$0	\$0	\$0	\$0
641 641 784	Leagues	\$0	\$0	\$52	\$0	\$0	\$0	\$0
641 641 788	Junior Golf Program	\$500	\$2,732	\$656	\$3,000	\$0	\$0	\$0
641 641 790	Club Repairs	\$4,884	\$7,876	\$365	\$8,000	\$0	\$0	\$0
641 641 791	Miscellaneous	\$50	\$0	\$0	\$0	\$311	\$0	\$0
641 641 792	Lessons	\$0	\$0	\$0	\$0	\$0	\$0	\$0
	Subtotal Resale Expenditures	\$185,682	\$245,807	\$218,710	\$213,500	\$37,265	\$54,500	\$54,500
	Total Operating Expenditures	\$901,799	\$861,904	\$922,113	\$879,190	\$91,599	\$117,984	\$108,057

City of Yankton
Proposed 2020 Budget

Fund: Golf Course		Function: Improvement & Extensions				Activity: Parks & Recreation		
ACCOUNT NO.	DESCRIPTION	2016 ACTUAL	2017 ACTUAL	2018 ACTUAL	2019 ADOPTED	2019 Y.T.D.	2019 ESTIMATED	2020 PROPOSED
	Revenues:							
	Net Gain(Loss)	\$326,061	\$77,071	(\$15,301)	\$56,660	(\$67,476)	\$58,114	\$53,593
	Depreciation	\$51,866	\$46,407	\$73,178	\$46,407	\$35,362	\$46,407	\$46,407
	Beginning Balance	(\$299,700)	\$31,332	\$63,501	\$179,579	\$70,656	\$70,656	\$68,177
	Total Funds Available	\$78,227	\$154,810	\$121,378	\$282,646	\$38,542	\$175,177	\$168,177
	Application of Funds Available							
	Equipment	\$46,895	\$91,309	\$50,722	\$107,000	\$57,600	\$107,000	\$100,000
	Total Applied	\$46,895	\$91,309	\$50,722	\$107,000	\$57,600	\$107,000	\$100,000
	Due to / Due From	\$0	\$0	\$0	\$0	\$0	\$0	\$0
	Ending Balance	\$31,332	\$63,501	\$70,656	\$175,646	(\$19,058)	\$68,177	\$68,177

CENTRAL GARAGE
ACCOUNT #801

PURPOSE OF THIS DEPARTMENT: Why does this department exist?

Provide quick and effective customer service response for the proper maintenance of the City's fleet of vehicles and mobile equipment.

DEPARTMENT PERSONNEL: 1 Fleet Supervisor and 1 Fleet Mechanic.

City of Yankton
Proposed 2020 Budget

Fund: Central Garage **Estimated Revenue** **Activity: Public Works Department**

<u>ACCOUNT NO.</u>	<u>DESCRIPTION</u>	<u>2016 ACTUAL</u>	<u>2017 ACTUAL</u>	<u>2018 ACTUAL</u>	<u>2019 ADOPTED</u>	<u>2019 Y.T.D.</u>	<u>2019 ESTIMATED</u>	<u>2020 PROPOSED</u>
801 3310	Generator Grant	\$44,325	\$0	\$0	\$0	\$0	\$0	\$0
801 3650	Central Garage Billings - City	\$622,613	\$623,547	\$662,058	\$820,055	\$281,446	\$820,055	\$808,418
801 3651	Central Garage Billings - Other	\$35,178	\$41,635	\$47,520	\$35,000	\$18,943	\$45,000	\$45,000
801 3652	Central Garage Billings - Yanton Trans	\$51,178	\$52,893	\$63,261	\$50,000	\$18,020	\$55,000	\$55,000
	Total Revenue	\$753,294	\$718,075	\$772,839	\$905,055	\$318,409	\$920,055	\$908,418

City of Yankton
Proposed 2020 Budget

Fund: **Central Garage** Function: **Improvement & Extensions** Activity: **Public Works**

ACCOUNT NO.	DESCRIPTION	2016 ACTUAL	2017 ACTUAL	2018 ACTUAL	2019 ADOPTED	2019 Y.T.D.	2019 ESTIMATED	2020 PROPOSED
Revenues:								
	Net Gain(Loss)	\$86,971	\$9,320	(\$13,195)	\$104,000	(\$42,022)	\$109,794	\$90,000
	Depreciation	\$20,063	\$23,338	\$22,044	\$14,288	\$12,583	\$22,044	\$22,044
	Beginning Balance	\$158,797	\$186,429	\$208,173	\$49,360	\$204,001	\$204,001	\$231,839
Total Funds Available		\$265,831	\$219,087	\$217,022	\$167,648	\$174,562	\$335,839	\$343,883
Application of Funds Available								
	Loss on Disposition of Assets	\$0	\$0	\$0	\$0	\$0	\$0	\$0
	Equipment	\$79,402	\$10,914	\$13,021	\$104,000	\$5,986	\$104,000	\$90,000
	Building & Improvements	\$0	\$0	\$0	\$0	\$0	\$0	\$0
Total Applied		\$79,402	\$10,914	\$13,021	\$104,000	\$5,986	\$104,000	\$90,000
Ending Balance		\$186,429	\$208,173	\$204,001	\$63,648	\$168,576	\$231,839	\$253,883

City of Yankton
Proposed 2020 Budget

Fund: Central Garage		Function: Improvement & Extension				Activity: Public Works		
ACCOUNT NO.	DESCRIPTION	2016 ACTUAL	2017 ACTUAL	2018 ACTUAL	2019 ADOPTED	2019 Y.T.D.	2019 ESTIMATED	2020 PROPOSED
801 801 580	Loss on Disposition of Assets	\$0	\$0	\$0	\$0	\$0	\$0	\$0
	Total Nonoperating Expenses	\$0	\$0	\$0	\$0	\$0	\$0	\$0
801 801 350	Equipment	\$79,402	\$10,914	\$13,021	\$104,000	\$5,986	\$104,000	\$90,000
	Total Capital Expenditures	\$79,402	\$10,914	\$13,021	\$104,000	\$5,986	\$104,000	\$90,000

Capital Improvement Plan

City of SOUTH DAKOTA
Yankton

Ideas flow here

2019-2024

GIS
Click For Map





CITY OF YANKTON



FIVE YEAR CAPITAL IMPROVEMENT PLAN

FISCAL YEARS 2019 – 2023

INTRODUCTION

The Fiscal Year 2019-2023 Capital Improvement Plan (CIP) is an update of the City’s annual capital improvement planning process. The five-year plan provides a schedule for capital projects and identifies funding sources.

The CIP is vital to the City of Yankton. It is a plan for physical improvements to public facilities / infrastructure and the purchase of capital equipment. The plan additionally has a positive economic impact on the local economy. The City Commission has recognized the importance of this planning process and annually engages in the preparation, review and adoption of the Capital Improvement Plan. Public meetings are held annually to review the five-year plan.

The five-year CIP is revised annually to include new projects, reflect changes in priorities and to extend the plan an additional year. The first year of the plan is the current year and is adjusted throughout the year as needs dictate or when changes are made to existing approved projects.

Legend

-  **100 Series – General Fund**
-  **200 Series – Special Revenues**
-  **500 Series – Capital Projects**
-  **600 Series – Enterprise Fund**
-  **800 series – Internal Services**

-  **Recent Changes to the Plan – Increases or Funding Changes**
-  **Recent Changes to the Plan – Decreases**

CITY OF YANKTON
FIVE YEAR CAPITAL IMPROVEMENT PLAN

DEPARTMENT	DESCRIPTION	2019	2020	2021	2022	2023	TOTAL
CITY MANAGER'S OFFICE	OFFICE FURNITURE / EQUIPMENT	\$1,000	\$1,000	\$1,000	\$1,000	\$1,000	\$5,000
101.102.xxx	MEETING ROOM EQUIPMENT	\$1,805	\$5,000	\$0	\$0	\$0	\$6,805
	TOTAL	\$2,805	\$6,000	\$1,000	\$1,000	\$1,000	\$11,805
	GENERAL	\$2,805	\$6,000	\$1,000	\$1,000	\$1,000	\$11,805
FINANCE	OFFICE FURNITURE / EQUIPMENT	\$1,000	\$1,000	\$1,000	\$1,000	\$1,000	\$5,000
101.104.xxx	AS400 REPLACEMENT	\$55,000	\$0	\$0	\$0	\$0	\$55,000
	TOTAL	\$56,000	\$1,000	\$1,000	\$1,000	\$1,000	\$60,000
	GENERAL	\$56,000	\$1,000	\$1,000	\$1,000	\$1,000	\$60,000
INFORMATION SERVICES	SERVER & COMPUTER EQUIPMENT	\$109,000	\$30,000	\$30,000	\$30,000	\$30,000	\$229,000
101.105.xxx	AS400 REPLACEMENT OR PC SYSTEM CONVERSION	\$0	\$0	\$0	\$0	\$200,000	\$200,000
	OFFICE FURNITURE / EQUIPMENT	\$4,000	\$1,000	\$1,000	\$1,000	\$1,000	\$8,000
	PLOTTER / PRINTER REPLACEMENT	\$6,452	\$2,000	\$2,000	\$2,000	\$2,000	\$14,452
	TECHNOLOGY EQUIPMENT	\$7,500	\$2,000	\$2,000	\$1,000	\$1,000	\$13,500
	DIGITAL CAMERA	\$0	\$0	\$1,000	\$0	\$0	\$1,000
	GIS SOFTWARE AND EQUIPMENT	\$18,000	\$0	\$0	\$0	\$0	\$18,000
	UNMANED AERIAL SYSTEM (UAS)	\$2,000	\$0	\$0	\$0	\$0	\$2,000
	GENERAL USE FLEET VEHICLE	\$33,000	\$0	\$0	\$0	\$0	\$33,000
	SOFTWARE UPGRADE / MAINTENANCE	\$6,000	\$3,000	\$3,000	\$3,000	\$3,000	\$18,000
	TOTAL	\$185,952	\$38,000	\$39,000	\$37,000	\$237,000	\$536,952
	GENERAL	\$185,952	\$38,000	\$39,000	\$37,000	\$237,000	\$536,952
COMMUNITY DEVELOPMENT	VEHICLE REPLACEMENT	\$0	\$30,000	\$0	\$0	\$0	\$30,000
101.106.xxx	OFFICE FURNITURE / EQUIPMENT	\$0	\$1,000	\$0	\$1,000	\$1,000	\$3,000
	COMPREHENSIVE PLAN	\$0	\$0	\$70,000	\$70,000	\$0	\$140,000
	TOTAL	\$0	\$31,000	\$70,000	\$71,000	\$1,000	\$173,000
	GENERAL	\$0	\$31,000	\$70,000	\$71,000	\$1,000	\$173,000

174

CITY OF YANKTON
FIVE YEAR CAPITAL IMPROVEMENT PLAN

DEPARTMENT	DESCRIPTION	2019	2020	2021	2022	2023	TOTAL
POLICE	RANGE UPGRADE	\$3,000	\$10,000	\$3,000	\$3,000	\$3,000	\$22,000
101.111.xxx	VEHICLE REPLACEMENTS	\$85,000	\$150,000	\$150,000	\$100,000	\$100,000	\$585,000
	PROTECTIVE VESTS	\$7,000	\$7,000	\$7,000	\$7,000	\$7,000	\$35,000
	K-9 DOG UNIT	\$2,000	\$2,000	\$2,000	\$2,000	\$12,000	\$20,000
	SPECIAL RESPONSE TEAM EQUIPMENT	\$6,000	\$22,000	\$7,000	\$7,000	\$7,000	\$49,000
	TASERS	\$4,500	\$7,500	\$7,500	\$7,500	\$7,500	\$34,500
	VIDEO CAMERA AND RECORDER-PATROL CARS	\$10,000	\$6,000	\$6,000	\$6,000	\$6,000	\$34,000
	RADIOS	\$464,469	\$1,000	\$0	\$0	\$0	\$465,469
	PORTABLE RADIOS	\$0	\$9,000	\$6,000	\$6,000	\$6,000	\$27,000
	IN CAR COMPUTERS	\$5,000	\$7,500	\$7,500	\$7,500	\$7,500	\$35,000
	ICAC COMPUTER	\$0	\$0	\$2,000	\$0	\$0	\$2,000
	REPLACE RADAR	\$7,500	\$7,500	\$7,500	\$7,500	\$7,500	\$37,500
	FURNITURE	\$2,500	\$2,500	\$5,000	\$3,000	\$3,000	\$16,000
	DETECTIVE EQUIPMENT	\$4,000	\$4,000	\$0	\$0	\$0	\$8,000
	CAMERAS	\$900	\$900	\$900	\$900	\$900	\$4,500
	POLICE RESERVE UNIT	\$0	\$5,600	\$0	\$0	\$0	\$5,600
	SCENARIO BASED TRAINING	\$0	\$20,000	\$18,000	\$18,000	\$18,000	\$74,000
	INTERVIEW ROOM EQUIPMENT	\$3,000	\$3,000	\$0	\$0	\$0	\$6,000
	BODY CAMERAS	\$0	\$2,800	\$0	\$0	\$4,500	\$7,300
	WEAPONS	\$1,500	\$4,000	\$4,000	\$4,000	\$4,000	\$17,500
	TOTAL	\$606,369	\$272,300	\$233,400	\$179,400	\$193,900	\$1,485,369
	GENERAL	\$606,369	\$272,300	\$233,400	\$179,400	\$193,900	\$1,485,369
	TOTAL	\$606,369	\$272,300	\$233,400	\$179,400	\$193,900	\$1,485,369
ANIMAL CONTROL	SHELTER RENOVATION	\$0	\$0	\$0	\$0	\$0	\$0
101.113.xxx	TOTAL	\$0	\$0	\$0	\$0	\$0	\$0
	GENERAL	\$0	\$0	\$0	\$0	\$0	\$0
	TOTAL	\$0	\$0	\$0	\$0	\$0	\$0

175

CITY OF YANKTON
FIVE YEAR CAPITAL IMPROVEMENT PLAN

DEPARTMENT	DESCRIPTION	2019	2020	2021	2022	2023	TOTAL
FIRE	2ND STATION DEBT SERVICE	\$171,123	\$168,760	\$168,760	\$168,760	\$168,760	\$846,163
101.114.xxx	2ND STATION - OTHER DEBT SERVICE	\$1,425	\$1,425	\$1,425	\$1,425	\$1,425	\$7,125
	CYCLICAL REPLACEMENT OF PERSONAL PROTECTIVE EQUIPMENT	\$2,500	\$20,000	\$20,000	\$20,000	\$20,000	\$82,500
	CYCLICAL REPLACEMENT OF FIRE HOSE/NOZZLES/WATER EQUIPMENT	\$2,500	\$2,500	\$2,500	\$2,500	\$2,500	\$12,500
	CYCLICAL REPLACEMENT OF PAGERS (50 x \$550 No parts after 2019)	\$0	\$29,700	\$0	\$0	\$0	\$29,700
	FIRE GRANT EQUIPMENT (95/5 or 90/10)	\$0	\$100,000	\$100,000	\$100,000	\$100,000	\$400,000
	REPLACE SCBA (2019 - 36 x \$6,700)	\$260,000	\$0	\$0	\$0	\$0	\$260,000
	REPLACE SCBA RADIOS (2019 - 36 x \$1,000)	\$5,000	\$0	\$0	\$0	\$120,000	\$125,000
	REPLACE DOOR LOCK SYSTEM	\$0	\$0	\$0	\$7,000	\$0	\$7,000
	REPLACE THERMAL IMAGING CAMERA - 1998	\$16,500	\$0	\$0	\$0	\$0	\$16,500
	REPLACE GARAGE DOORS STATION #1	\$9,000	\$0	\$0	\$0	\$0	\$9,000
	PAINT INTERIOR FIRE STATION #1	\$0	\$0	\$8,000	\$0	\$0	\$8,000
	REPLACE GEAR WASHER	\$12,000	\$0	\$0	\$0	\$0	\$12,000
	REPLACE HOSE / GEAR DRYER	\$8,500	\$0	\$0	\$0	\$0	\$8,500
	A/V & TECHNOLOGY IMPROVEMENT - TRAINING ROOM	\$10,000	\$0	\$0	\$0	\$0	\$10,000
	REPLACE PICNIC TABLES - STATION #2	\$1,905	\$0	\$0	\$0	\$0	\$1,905
	REPLACE MOBILE AND PORTABLE RADIOS (DUAL BAND)	\$0	\$32,000	\$0	\$0	\$0	\$32,000
	GENERATOR CABINET REPAIR / SHELTER (STATION 2)	\$0	\$6,000	\$0	\$0	\$0	\$6,000
	REPLACE PICKUP (2015)	\$0	\$0	\$0	\$45,000	\$45,000	\$90,000
	REPLACE HELMETS	\$0	\$12,000	\$0	\$0	\$0	\$12,000
	REPLACE STATE RADIOS	\$0	\$0	\$0	\$0	\$75,000	\$75,000
	REPLACE GAS DETECTORS	\$0	\$0	\$0	\$0	\$5,000	\$5,000
	INSTALL OUTDOOR SHELTER - STATION #2	\$0	\$0	\$10,000	\$0	\$0	\$10,000
	TOTAL	\$500,453	\$372,385	\$310,685	\$344,685	\$537,685	\$2,065,893
	GENERAL	\$273,646	\$63,153	\$25,453	\$59,453	\$252,453	\$674,158
	FIRE STATION OPT-OUT	\$190,232	\$190,232	\$190,232	\$190,232	\$190,232	\$951,160
	GRANT FUNDS	\$36,575	\$119,000	\$95,000	\$95,000	\$95,000	\$440,575
	TOTAL	\$500,453	\$372,385	\$310,685	\$344,685	\$537,685	\$2,065,893
CIVIL DEFENSE	23rd STREET - TRANSFER STATION	\$0	\$0	\$0	\$0	\$0	\$0
101.115.xxx	TOTAL	\$0	\$0	\$0	\$0	\$0	\$0
	GENERAL	\$0	\$0	\$0	\$0	\$0	\$0

176

CITY OF YANKTON
FIVE YEAR CAPITAL IMPROVEMENT PLAN

DEPARTMENT	DESCRIPTION	2019	2020	2021	2022	2023	TOTAL
ENGINEERING 101.122.xxx	ELECTRONIC RECORDS STORAGE	\$0	\$0	\$15,000	\$0	\$0	\$15,000
	TOTAL STATION UPGRADE	\$0	\$0	\$10,000	\$0	\$0	\$10,000
	GPS	\$0	\$0	\$50,000	\$0	\$0	\$50,000
	FURNITURE & OFFICE EQUIPMENT	\$3,500	\$1,000	\$1,000	\$3,500	\$1,000	\$10,000
	TOTAL	\$3,500	\$1,000	\$76,000	\$3,500	\$1,000	\$85,000
	GENERAL	\$3,500	\$1,000	\$76,000	\$3,500	\$1,000	\$85,000
STREETS 101.123.xxx	REPLACE TRUCKS	\$320,000	\$350,000	\$0	\$0	\$160,000	\$830,000
	ONE TON TRUCK REPLACEMENT	\$0	\$0	\$85,000	\$60,000	\$65,000	\$210,000
	REPLACE PICKUP	\$0	\$0	\$0	\$0	\$40,000	\$40,000
	ASHPALT STORAGE TANK	\$0	\$0	\$90,000	\$0	\$0	\$90,000
	TRAFFIC CONTROL	\$0	\$0	\$0	\$15,000	\$15,000	\$30,000
	TRAINING ROOM / PARTS ROOM ADDITION	\$0	\$0	\$0	\$0	\$60,000	\$60,000
	RADIOS	\$0	\$0	\$25,000	\$0	\$0	\$25,000
	SKID LOADER (50/50 W/SNOW&ICE)	\$25,000	\$0	\$0	\$0	\$0	\$25,000
	CUTOFF SAW & BLOWER	\$0	\$0	\$5,000	\$0	\$5,000	\$10,000
	CHAINSAWS	\$0	\$3,400	\$0	\$0	\$0	\$3,400
	TRAILER MOUNTED POWER WASHER	\$0	\$12,000	\$0	\$0	\$0	\$12,000
	MOTOR GRADER	\$0	\$0	\$0	\$0	\$270,000	\$270,000
	MINI EXCAVATOR	\$0	\$0	\$150,000	\$0	\$0	\$150,000
	5TH WHEEL TRAILER	\$0	\$0	\$50,000	\$0	\$0	\$50,000
	ASPHALT PLANT REHAB	\$0	\$0	\$50,000	\$0	\$0	\$50,000
	REPLACE LOADER	\$0	\$0	\$170,000	\$0	\$200,000	\$370,000
	REPLACE STREET SWEEPER	\$0	\$0	\$220,000	\$0	\$0	\$220,000
	REPLACE QUONSET	\$0	\$0	\$0	\$0	\$65,000	\$65,000
	REPLACE BACKHOE (25% w/25% ww/50% s)	\$0	\$0	\$0	\$70,000	\$0	\$70,000
	ACTIVE TRANSPORTATION PLAN PROJECTS	\$425	\$170,000	\$85,000	\$85,000	\$85,000	\$425,425
	MOSQUITO ABATEMENT	\$25,000	\$0	\$0	\$0	\$0	\$25,000
	SKID LOADER MOUNTED PLANER	\$0	\$20,000	\$0	\$0	\$0	\$20,000
	TOTAL	\$370,425	\$555,400	\$930,000	\$230,000	\$965,000	\$3,050,825
GENERAL	\$359,865	\$555,400	\$930,000	\$230,000	\$965,000	\$3,040,265	
GRANT	\$10,560	\$0	\$0	\$0	\$0	\$10,560	
TOTAL	\$370,425	\$555,400	\$930,000	\$230,000	\$965,000	\$3,050,825	
SNOW AND ICE REMOVAL 101.124.xxx	REPLACE SNOW PLOWS	\$15,000	\$25,000	\$15,000	\$15,000	\$15,000	\$85,000
	SNOW BOX	\$0	\$12,000	\$15,000	\$15,000	\$15,000	\$57,000
	SLIP-IN STAINLESS STEEL SANDER	\$0	\$40,000	\$0	\$0	\$0	\$40,000
	SKID LOADER (50/50 W/STREETS)	\$25,000	\$0	\$0	\$0	\$0	\$25,000
	SNOWBLOWER	\$150,000	\$0	\$0	\$0	\$0	\$150,000
	TRUCK UNDERBODY PLOW	\$0	\$0	\$0	\$0	\$185,000	\$185,000
	CHEMICAL HANDLING SYSTEM	\$0	\$15,000	\$0	\$0	\$0	\$15,000
	RADIOS	\$0	\$0	\$25,000	\$0	\$0	\$25,000
	SANDER STORAGE RACK	\$0	\$0	\$30,000	\$0	\$0	\$30,000
	TOTAL	\$190,000	\$92,000	\$85,000	\$30,000	\$215,000	\$612,000
GENERAL	\$190,000	\$92,000	\$85,000	\$30,000	\$215,000	\$612,000	

CITY OF YANKTON
FIVE YEAR CAPITAL IMPROVEMENT PLAN

DESCRIPTION	2019	2020	2021	2022	2023	TOTAL
CITY HALL						
101.125.xxx LAWN CARE EQUIPMENT AND LANDSCAPING	\$1,000	\$1,000	\$1,000	\$1,000	\$1,000	\$5,000
WINDOW REPLACEMENT	\$0	\$0	\$0	\$135,000	\$150,000	\$285,000
CARPET / FLOORING REPLACEMENT	\$1,500	\$1,500	\$1,500	\$1,500	\$1,500	\$7,500
ROOF MAINTENANCE	\$5,000	\$0	\$5,000	\$0	\$0	\$10,000
BUILDING MASONRY REPAIR	\$0	\$2,000	\$0	\$0	\$2,000	\$4,000
ELECTRICAL WIRING / DATA WIRING	\$10,000	\$100,000	\$0	\$0	\$0	\$110,000
LIGHTS IN GYM	\$0	\$15,000	\$0	\$0	\$0	\$15,000
REPLACE SANITARY SEWER SERVICE	\$0	\$0	\$0	\$35,000	\$0	\$35,000
TOTAL	\$17,500	\$119,500	\$7,500	\$172,500	\$154,500	\$471,500
GENERAL	\$17,500	\$119,500	\$7,500	\$172,500	\$154,500	\$471,500
TOTAL	\$17,500	\$119,500	\$7,500	\$172,500	\$154,500	\$471,500
TRAFFIC CONTROL						
101.126.xxx NEW STREET LIGHTS / DETECTOR LOOPS & CIRCUITS	\$5,000	\$5,000	\$5,000	\$5,000	\$5,000	\$25,000
SCHOOL CROSSINGS	\$3,000	\$3,000	\$3,000	\$43,000	\$3,000	\$55,000
STREET LIGHTING REPLACEMENT	\$12,000	\$12,000	\$12,000	\$12,000	\$12,000	\$60,000
BUCKET TRUCK	\$0	\$150,000	\$0	\$0	\$0	\$150,000
SIGNAL SYSTEM UPGRADES / REPLACEMENT	\$25,000	\$25,000	\$25,000	\$25,000	\$25,000	\$125,000
TOTAL	\$45,000	\$195,000	\$45,000	\$85,000	\$45,000	\$415,000
GENERAL	\$45,000	\$195,000	\$45,000	\$85,000	\$45,000	\$415,000

CITY OF YANKTON
FIVE YEAR CAPITAL IMPROVEMENT PLAN

DEPARTMENT	DESCRIPTION	2019	2020	2021	2022	2023	TOTAL
AIRPORT - 127	BARREL HANGAR MAINTENANCE	\$38,000	\$0	\$0	\$0	\$0	\$38,000
101.127.xxx	REPLACE FLOOR COVERINGS	\$0	\$0	\$5,000	\$5,000	\$0	\$10,000
	NEW FUELING SYSTEM	\$0	\$0	\$0	\$0	\$90,000	\$90,000
	SIGNAGE & RUNWAY APPURTENANCES	\$5,000	\$5,000	\$5,000	\$5,000	\$5,000	\$25,000
	TERMINAL BUILDING & FUEL EQUIPMENT REPLACEMENT	\$0	\$0	\$1,000	\$0	\$1,000	\$2,000
	PAVEMENT REPAIR	\$0	\$80,000	\$50,000	\$25,000	\$5,000	\$160,000
	FURNITURE REPLACEMENT	\$2,000	\$0	\$0	\$0	\$1,000	\$3,000
	LANDSCAPING	\$2,000	\$0	\$0	\$0	\$0	\$2,000
	ELECTRICAL LIGHTING & CEILING TILE REPLACEMENT	\$2,500	\$0	\$0	\$0	\$0	\$2,500
	LOADER	\$0	\$0	\$180,000	\$0	\$0	\$180,000
	KUBOTA RADIO	\$1,083	\$0	\$1,200	\$0	\$0	\$2,283
	LL FUEL TRUCK	\$0	\$0	\$120,000	\$0	\$0	\$120,000
	TUG REPLACEMENT	\$0	\$0	\$0	\$18,000	\$0	\$18,000
	MOWER REPLACEMENT	\$0	\$30,000	\$0	\$0	\$0	\$30,000
	VEHICLE REPLACEMENT	\$0	\$0	\$0	\$0	\$35,000	\$35,000
	OUTFRONT MOWER	\$12,080	\$0	\$0	\$25,000	\$0	\$37,080
	ROOF MAINTENANCE	\$0	\$0	\$0	\$5,000	\$5,000	\$10,000
	HANGAR RELOCATION	\$50,000	\$0	\$0	\$0	\$0	\$50,000
	SECURITY SYSTEM	\$0	\$5,000	\$0	\$0	\$0	\$5,000
	TERMINAL AREA LAWN IRRIGATION	\$0	\$0	\$12,000	\$0	\$0	\$12,000
	AIRPLANE	\$0	\$0	\$0	\$0	\$150,000	\$150,000
	SNOW BLOWER	\$0	\$0	\$125,000	\$0	\$0	\$125,000
	SUBTOTAL	\$112,663	\$120,000	\$499,200	\$83,000	\$292,000	\$1,106,863
	Federal Grant Funding Ratio	90/5/5	90/5/5	90/5/5	90/5/5	90/5/5	
502.511.xxx	DESIGN & CONSTRUCT RUNWAY REHAB (100% FAA)	\$130,000	\$2,195,000	\$0	\$0	\$0	\$2,325,000
	RECONSTRUCT APRON - EXPANSION (5% CITY / 5% STATE) 502.511.xxx	\$1,350,000	\$0	\$0	\$0	\$0	\$1,350,000
	NEW T-HANGAR (100% PRIVATE)	\$0	\$0	\$500,000	\$0	\$0	\$500,000
	FAA NORTH ACCESS AND UTILITIES (5% CITY, 5% STATE)	\$0	\$0	\$0	\$230,000	\$0	\$230,000
	DESIGN / CONSTRUCT NORTH TAXIWAY (5% CITY, 5% STATE)	\$0	\$0	\$150,000	\$570,000	\$230,000	\$950,000
	ADDITIONAL CORP (100% CITY)	\$0	\$0	\$0	\$400,000	\$0	\$400,000
	SUBTOTAL	\$1,480,000	\$2,195,000	\$650,000	\$1,200,000	\$230,000	\$5,755,000
	TOTAL	\$1,592,663	\$2,315,000	\$1,149,200	\$1,283,000	\$522,000	\$6,861,863
	GENERAL	\$180,163	\$120,000	\$649,200	\$1,064,500	\$522,000	\$2,535,863
	AMOUNT TO BE PROVIDED	\$0	\$0	\$500,000	\$0	\$0	\$500,000
	FEDERAL FUNDS	\$1,345,000	\$2,195,000	\$0	\$207,000	\$0	\$3,747,000
	STATE FUNDS	\$67,500	\$0	\$0	\$11,500	\$0	\$79,000
	TOTAL	\$1,592,663	\$2,315,000	\$1,149,200	\$1,283,000	\$522,000	\$6,861,863

179

CITY OF YANKTON
FIVE YEAR CAPITAL IMPROVEMENT PLAN

DEPARTMENT	DESCRIPTION	2019	2020	2021	2022	2023	TOTAL
SENIOR CITIZENS CENTER - 141 101.141.xxx	CONCRETE REPLACEMENT	\$1,000	\$1,000	\$1,000	\$1,000	\$1,000	\$5,000
	FLOORING	\$0	\$0	\$3,000	\$0	\$0	\$3,000
	WINDOW REPLACEMENT	\$1,000	\$1,000	\$1,000	\$1,000	\$1,000	\$5,000
	CEILING TILE	\$300	\$300	\$300	\$300	\$300	\$1,500
	LANDSCAPING	\$1,000	\$1,000	\$1,000	\$1,000	\$1,000	\$5,000
	TABLES / CHAIRS	\$1,000	\$1,000	\$1,000	\$1,000	\$1,000	\$5,000
	HOT WATER HEATER	\$1,500	\$0	\$0	\$0	\$0	\$1,500
	NEW ADDITION	\$0	\$0	\$0	\$0	\$1,000,000	\$1,000,000
	20 TON ROOFTOP UNIT, MAIN HALL ASSEMBLY	\$0	\$30,000	\$0	\$0	\$0	\$30,000
	PARKING LOT CONCRETE RECONSTRUCTION	\$0	\$0	\$300,000	\$0	\$0	\$300,000
	GARAGE SIDING / GUTTERS / AREA REPAIRS	\$0	\$5,000	\$0	\$0	\$0	\$5,000
	FIRE ALARM SYSTEM REPLACEMENT	\$0	\$0	\$30,000	\$0	\$0	\$30,000
	ROOF REPAIR	\$3,000	\$0	\$0	\$0	\$0	\$3,000
	TOTAL	\$8,800	\$39,300	\$337,300	\$4,300	\$1,004,300	\$1,394,000
	GENERAL	\$4,400	\$19,650	\$168,650	\$2,150	\$2,150	\$197,000
	AMOUNT TO BE PROVIDED	\$0	\$0	\$0	\$0	\$1,000,000	\$1,000,000
	YANKTON COUNTY	\$4,400	\$19,650	\$168,650	\$2,150	\$2,150	\$197,000
TOTAL	\$8,800	\$39,300	\$337,300	\$4,300	\$1,004,300	\$1,394,000	
LIBRARY - 142 101.142.xxx	AUDIO VISUAL MATERIALS	\$12,000	\$12,500	\$13,000	\$13,500	\$13,500	\$64,500
	NEW BOOKS	\$50,000	\$51,000	\$52,000	\$53,000	\$53,000	\$259,000
	LIBRARY ROOF	\$2,000	\$20,000	\$2,000	\$2,000	\$2,000	\$28,000
	STAFF CHAIRS / OFFICE FURNITURE	\$0	\$1,000	\$0	\$0	\$0	\$1,000
	BATHROOM STALLS	\$10,000	\$0	\$0	\$0	\$0	\$10,000
	HVAC MAIN UNIT	\$30,000	\$0	\$0	\$0	\$0	\$30,000
	HVAC SMALL UNITS	\$0	\$0	\$20,000	\$0	\$0	\$20,000
	NEW LIBRARY	\$0	\$0	\$0	\$10,000	\$12,000,000	\$12,010,000
	TOTAL	\$104,000	\$84,500	\$87,000	\$78,500	\$12,068,500	\$12,422,500
	GENERAL	\$104,000	\$84,500	\$87,000	\$78,500	\$68,500	\$422,500
	AMOUNT TO BE PROVIDED	\$0	\$0	\$0	\$0	\$12,000,000	\$12,000,000
TOTAL	\$104,000	\$84,500	\$87,000	\$78,500	\$12,068,500	\$12,422,500	

180

CITY OF YANKTON
FIVE YEAR CAPITAL IMPROVEMENT PLAN

DEPARTMENT	DESCRIPTION	2019	2020	2021	2022	2023	TOTAL
PARKS & RECREATION	LANDSCAPING (201.201.301)	\$7,000	\$7,000	\$7,000	\$7,000	\$7,000	\$35,000
201.201.xxx	LAWN MOWERS (201.201.350)	\$0	\$15,000	\$80,000	\$80,000	\$17,000	\$192,000
	PLAYGROUND EQUIPMENT (201.201.350)	\$0	\$75,000	\$75,000	\$100,000	\$100,000	\$350,000
	SHOP EQUIPMENT (201.201.350)	\$1,000	\$1,000	\$1,000	\$1,000	\$1,000	\$5,000
	LAWN CARE EQUIPMENT (201.201.350)	\$0	\$3,000	\$3,000	\$3,000	\$3,000	\$12,000
	TRUCKS (201.201.350)	\$34,000	\$32,000	\$35,000	\$0	\$55,000	\$156,000
	PARK FURNITURE (201.201.350)	\$0	\$8,000	\$8,000	\$8,000	\$8,000	\$32,000
	NEW HOLLAND TRACTOR REPLACEMENT	\$0	\$29,000	\$0	\$0	\$0	\$29,000
	SMITHCO BALL DIAMOND DRAG MACHINE	\$0	\$20,000	\$0	\$0	\$0	\$20,000
	TWO WHEEL TRAILER (201.201.350)	\$0	\$2,500	\$0	\$0	\$0	\$2,500
	SOIL PULVERIZER FOR GROUND PREPARATION (201.201.350)	\$0	\$0	\$3,500	\$0	\$0	\$3,500
	AERATOR (201.201.350)	\$6,000	\$0	\$0	\$0	\$0	\$6,000
	SKID LOADER, SNOW BLOWER AND SWEEP BROOM (201.201.350)	\$0	\$0	\$50,000	\$0	\$0	\$50,000
	SUBTOTAL (200 SERIES)	\$48,000	\$192,500	\$262,500	\$199,000	\$191,000	\$893,000
503.54x.xxx	TENNIS COURT RESURFACING (503.xxx.xxx)	\$0	\$0	\$0	\$0	\$48,000	\$48,000
	RIVERSIDE PARK - AMPHITHEATRE RAILINGS (503.544.320)	\$0	\$20,000	\$0	\$0	\$0	\$20,000
	RIVERSIDE PARK - HEAT UTILITY AREA OF BASEBALL & SOFTBALL REST	\$25,000	\$0	\$0	\$0	\$0	\$25,000
	RIVERSIDE PARK - STADIUM SEATING	\$0	\$0	\$0	\$0	\$85,000	\$85,000
	RIVERSIDE PARK - STADIUM TICKET BOOTH & FAN ENTRANCE	\$0	\$0	\$0	\$0	\$57,500	\$57,500
	RIVERSIDE PARK - SHELTER RESHINGLE	\$5,429	\$0	\$0	\$0	\$0	\$5,429
	RIVERSIDE PARK - SOFTBALL FIELD OVERHEAD WIRES AND BREAKERS	\$0	\$10,000	\$0	\$0	\$0	\$10,000
	RIVERSIDE PARK - BANK ENHANCEMENTS	\$0	\$0	\$0	\$0	\$500,000	\$500,000
	RIVERSIDE PARK - BOAT RAMP LIGHTING	\$0	\$0	\$0	\$0	\$50,000	\$50,000
	BLEACHERS - ALL OUTDOOR 4 SETS PER YEAR TO MEET STANDARDS	\$20,571	\$4,000	\$0	\$0	\$50,000	\$74,571
	SIDEWALKS IN PARKS	\$7,412	\$11,000	\$11,000	\$11,000	\$11,000	\$51,412
	PARK SIGNS	\$5,000	\$5,000	\$5,000	\$5,000	\$5,000	\$25,000
	PARK STORAGE & RESTROOM BUILDINGS - REPLACE DOORS & FRAMES	\$9,000	\$6,000	\$6,000	\$6,000	\$6,000	\$33,000
	SUMMER WELCOME BANNERS - 32 ON BROADWAY, 10 ON HWY 50	\$20,000	\$0	\$0	\$0	\$0	\$20,000
	CHRISTMAS GARLAND & BOWS - 20 POLES @ \$200 / POLE	\$10,000	\$0	\$0	\$0	\$10,000	\$20,000
	MEMORIAL PARK - REPLACE TRAILS	\$0	\$50,000	\$50,000	\$50,000	\$50,000	\$200,000
	MEMORIAL PARK - NW IRRIGATION	\$0	\$60,000	\$0	\$0	\$0	\$60,000
	MEMORIAL PARK - MOVE SOFTBALL FIELDS / NEW DUGOUTS / FENCING	\$0	\$0	\$0	\$0	\$20,000	\$20,000
	MEMORIAL PARK - ADDITIONAL WATER MAIN	\$0	\$0	\$30,000	\$0	\$0	\$30,000
	MEMORIAL PARK - RENOVATE BASKETBALL COURT	\$0	\$0	\$0	\$0	\$115,000	\$115,000
	MEMORIAL PARK - HEAT THE UTILITY AREA OF SOUTH RESTROOM	\$0	\$2,000	\$0	\$0	\$0	\$2,000
	CROCKET PARK - 1/2 BASKETBALL COURT, LANDSCAPING, OPEN AIR SHELTER	\$0	\$0	\$0	\$20,000	\$0	\$20,000
	ROTARY PARK - SHELTER REMODEL	\$0	\$0	\$0	\$0	\$23,500	\$23,500
	REMOTE CONTROL AIRPLANE STRIP, RC CAR TRACK	\$0	\$0	\$20,000	\$0	\$0	\$20,000
	SERTOMA PARK - SIDEWALKS, COMFORT STATION TO PARKING / SEATING	\$0	\$20,000	\$10,000	\$0	\$0	\$30,000
	SERTOMA PARK - UPGRADE BLEACHERS, SHADE STRUCTURES, PAVEMENT	\$0	\$0	\$0	\$925,000	\$0	\$925,000
	SERTOMA PARK - NEW PARKING LOT	\$0	\$0	\$0	\$290,000	\$0	\$290,000
	SERTOMA PARK - BASKETBALL COURT	\$0	\$0	\$0	\$25,000	\$0	\$25,000
	SERTOMA PARK CONCESSION RENOVATION	\$0	\$0	\$0	\$423,000	\$0	\$423,000
	SERTOMA PARK - OPEN AIR SHELTERS	\$0	\$0	\$10,000	\$10,000	\$10,000	\$30,000

CITY OF YANKTON
FIVE YEAR CAPITAL IMPROVEMENT PLAN

DEPARTMENT	DESCRIPTION	2019	2020	2021	2022	2023	TOTAL
PARKS & RECREATION 201.201.xxx	SERTOMA PARK - NEW LIGHTS FOR FOOTBALL FIELD	\$0	\$0	\$30,000	\$0	\$0	\$30,000
	SERTOMA PARK - EXPANDED PARKING LOTS	\$0	\$0	\$0	\$290,000	\$0	\$290,000
	WESTIDE PARK - UPDATE BRIDGE	\$0	\$0	\$200,000	\$0	\$200,000	\$400,000
	WESTSIDE PARK - RESTROOM REMODELING	\$0	\$0	\$0	\$100,000	\$100,000	\$200,000
	WESTSIDE PARK - MASTER PLAN	\$0	\$0	\$0	\$500,000	\$0	\$500,000
	SUBTOTAL (500 SERIES)	\$102,412	\$188,000	\$372,000	\$2,655,000	\$1,341,000	\$4,658,412
	TOTAL	\$150,412	\$380,500	\$634,500	\$2,854,000	\$1,532,000	\$5,551,412
	GENERAL	\$101,662	\$380,500	\$634,500	\$2,854,000	\$1,522,000	\$5,492,662
	AMOUNT TO BE PROVIDED - BBB	\$30,000	\$0	\$0	\$0	\$10,000	\$40,000
	GRANTS	\$18,750	\$0	\$0	\$0	\$0	\$18,750
TOTAL	\$150,412	\$380,500	\$634,500	\$2,854,000	\$1,532,000	\$5,551,412	
MEMORIAL PARK POOL 202.202.xxx	FURNITURE REPLACEMENT	\$2,000	\$0	\$2,000	\$2,000	\$2,000	\$8,000
	POOL CONSTRUCTION (505,505,320)	\$2,000,000	\$15,000,000	\$0	\$0	\$0	\$17,000,000
	TOTAL	\$2,002,000	\$15,000,000	\$2,000	\$2,000	\$2,000	\$17,008,000
	GENERAL	\$2,000	\$0	\$2,000	\$2,000	\$2,000	\$8,000
	BOND	\$0	\$12,550,000	\$0	\$0	\$0	\$12,550,000
	TRANSFER FROM 506	\$2,000,000	\$0	\$0	\$0	\$0	\$2,000,000
	TRANSFER FROM BBB	\$0	\$450,000	\$0	\$0	\$0	\$450,000
	PRIVATE DONATIONS	\$0	\$2,000,000	\$0	\$0	\$0	\$2,000,000
	TOTAL	\$2,002,000	\$15,000,000	\$2,000	\$2,000	\$2,000	\$17,008,000
	MARNE CREEK 204.204.xxx	LAWN CARE EQUIPMENT	\$1,000	\$1,000	\$25,000	\$1,000	\$1,000
MAINTENANCE TRAIL CONSTRUCTION		\$0	\$0	\$0	\$20,000	\$20,000	\$40,000
DIRECTIONAL SIGNAGE		\$0	\$0	\$0	\$7,000	\$7,000	\$14,000
TRUCK		\$0	\$0	\$0	\$60,000	\$0	\$60,000
JOHN DEERE GATOR		\$34,500	\$0	\$0	\$0	\$0	\$34,500
TRAIL AMENITIES - BENCHES, TRASH CAN HOLDERS		\$2,000	\$2,000	\$2,000	\$2,000	\$2,000	\$10,000
MARNE CREEK CORRIDOR UTILITIES PRESERVATION PROJECT		\$777,307	\$0	\$0	\$0	\$0	\$777,307
FLOOD DAMAGE ASSESSMENT		\$52,300	\$0	\$0	\$0	\$0	\$52,300
EMERGENCY REPAIRS		\$35,553	\$0	\$0	\$0	\$0	\$35,553
FLOOD RECOVERY PROJECTS		\$0	\$9,000,000	\$9,000,000	\$0	\$0	\$18,000,000
23RD TO HWY 50 MITIGATION PROJECT		\$0	\$0	\$0	\$0	\$2,500,000	\$2,500,000
BANK STABILIZATION		\$0	\$0	\$0	\$10,000	\$10,000	\$20,000
LAND ACQUISITION		\$0	\$0	\$0	\$30,000	\$30,000	\$60,000
TOTAL		\$902,660	\$9,003,000	\$9,027,000	\$130,000	\$2,570,000	\$21,632,660
GENERAL		\$56,781	\$3,000	\$27,000	\$70,000	\$635,000	\$791,781
CAPITAL IMPROVEMENT SALES TAX		\$238,482	\$2,250,000	\$2,250,000	\$60,000	\$60,000	\$4,858,482
WATER		\$154,897	\$0	\$0	\$0	\$0	\$154,897
GRANTS		\$452,500	\$6,750,000	\$6,750,000	\$0	\$1,875,000	\$15,827,500
TOTAL	\$902,660	\$9,003,000	\$9,027,000	\$130,000	\$2,570,000	\$21,632,660	

CITY OF YANKTON
FIVE YEAR CAPITAL IMPROVEMENT PLAN

DEPARTMENT	DESCRIPTION	2019	2020	2021	2022	2023	TOTAL
BRIDGE & STREET FUND 207.221.xxx	PAINT BRIDGES & REPAIR	\$20,000	\$20,000	\$20,000	\$20,000	\$20,000	\$100,000
	ROAD MATERIALS	\$50,000	\$50,000	\$50,000	\$50,000	\$50,000	\$250,000
	23RD STREET BRIDGE	\$0	\$0	\$0	\$50,000	\$0	\$50,000
	CEDAR STREET BRIDGE (BIG?)	\$0	\$0	\$0	\$500,000	\$0	\$500,000
	MERIDIAN BRIDGE INSPECTION (2022 DOT UNDERWATER)	\$0	\$0	\$0	\$630,000	\$0	\$630,000
	TOTAL	\$70,000	\$70,000	\$70,000	\$1,250,000	\$70,000	\$1,530,000
	ROAD AND BRIDGE FUND	\$21,398	\$21,398	\$21,398	\$21,398	\$21,398	\$106,990
	CAPITAL IMPROVEMENT SALES TAX	\$48,602	\$48,602	\$48,602	\$828,602	\$48,602	\$1,023,010
	BIG AID	\$0	\$0	\$0	\$400,000	\$0	\$400,000
	TOTAL	\$70,000	\$70,000	\$70,000	\$1,250,000	\$70,000	\$1,530,000
911 / DISPATCH 208.208.xxx	COMPUTER EQUIPMENT	\$4,000	\$4,000	\$4,000	\$4,000	\$4,000	\$20,000
	RADIO PROJECT 911 ELIGIBLE COSTS	\$639,455	\$0	\$0	\$0	\$0	\$639,455
	911 RECORDING SYSTEM UPGRADE / REPLACEMENT	\$0	\$45,000	\$0	\$0	\$0	\$45,000
	TOTAL	\$643,455	\$49,000	\$4,000	\$4,000	\$4,000	\$704,455
	GENERAL	\$243,455	\$49,000	\$4,000	\$4,000	\$4,000	\$304,455
	E911 FUNDS / FINANCING	\$400,000	\$0	\$0	\$0	\$0	\$400,000
TOTAL	\$643,455	\$49,000	\$4,000	\$4,000	\$4,000	\$704,455	
WATER UTILITY 601.601.xxx & 602.602.xxx	REPLACE PIPE LOCATOR	\$0	\$6,000	\$0	\$0	\$0	\$6,000
	CURB STOP LOCATOR	\$1,000	\$0	\$0	\$0	\$0	\$1,000
	PICKUP TRUCKS	\$29,000	\$29,000	\$0	\$0	\$0	\$58,000
	REPLACE BACKHOE (25% w/25% ww/50% s)	\$0	\$0	\$0	\$35,000	\$0	\$35,000
	PACKER (SPLIT W/WW)	\$3,000	\$0	\$0	\$0	\$0	\$3,000
	AIR COMPRESSOR (SPLIT W/WW)	\$0	\$0	\$12,500	\$0	\$0	\$12,500
	LAB EQUIPMENT	\$2,800	\$2,800	\$2,800	\$2,800	\$2,800	\$14,000
	PUMP UPGRADE	\$0	\$20,000	\$0	\$0	\$0	\$20,000
	UNDER CABINET REFRIDGERATOR	\$0	\$400	\$0	\$0	\$0	\$400
	SANDBLASTER	\$0	\$3,000	\$0	\$0	\$0	\$3,000
	ICEMAKER	\$0	\$2,000	\$0	\$0	\$0	\$2,000
	ELECTRIC PALLET JACK	\$0	\$8,000	\$0	\$0	\$0	\$8,000
	FLOOR SCRUBBER	\$0	\$6,000	\$0	\$0	\$0	\$6,000
	SCADA UPGRADE	\$0	\$75,000	\$0	\$0	\$0	\$75,000
	PLC UPGRADES AT WELL #1, #2 & WATER TOWERS	\$0	\$50,000	\$0	\$0	\$0	\$50,000
	PIPE REDUCTION FILTER FEED	\$0	\$0	\$0	\$0	\$25,000	\$25,000
	LADDER WITH CAGE & FALL PROTECTION BOTH BASINS	\$0	\$0	\$10,000	\$0	\$0	\$10,000
	PLANT LIGHTING	\$0	\$0	\$10,000	\$0	\$0	\$10,000
	BOOSTER STATION VFD	\$0	\$36,000	\$0	\$0	\$0	\$36,000
	MIX TRANSMISSION REPLACEMENT	\$0	\$0	\$20,000	\$0	\$0	\$20,000
	GENERATOR (SPLIT WITH WASTEWATER)	\$30,000	\$0	\$0	\$0	\$0	\$30,000
	PRESSURE REDUCING VALVES (5@\$30,000)	\$30,000	\$30,000	\$30,000	\$30,000	\$30,000	\$150,000
	SLAKER LIME	\$0	\$0	\$0	\$150,000	\$150,000	\$300,000

CITY OF YANKTON
FIVE YEAR CAPITAL IMPROVEMENT PLAN

DEPARTMENT	DESCRIPTION	2019	2020	2021	2022	2023	TOTAL
WATER UTILITY	CLARIFIER TROUGH REPLACEMENT #2	\$0	\$0	\$500,000	\$0	\$0	\$500,000
601.601.xxx & 602.602.xxx	TREATMENT PLANT IMPROVEMENTS	\$16,000,000	\$0	\$0	\$0	\$0	\$16,000,000
	PLANT #2 PIPING	\$0	\$30,000	\$30,000	\$0	\$0	\$60,000
	WEST STREET, 8TH TO 9TH	\$0	\$0	\$64,000	\$0	\$0	\$64,000
	LOCUST STREET, 4TH TO 8TH	\$0	\$0	\$0	\$1,777,000	\$0	\$1,777,000
	LOCUST STREET, 15TH TO N SIDE OF BRIDGE	\$0	\$0	\$0	\$188,000	\$0	\$188,000
	BROADWAY, 31ST TO WILSON TRAILER - WATER MAIN REPLACEMENT	\$0	\$0	\$60,000	\$0	\$0	\$60,000
	WALNUT @ 8TH STREET - WATER MAIN REPLACEMENT -(S)	\$0	\$0	\$0	\$0	\$80,000	\$80,000
	CEDAR ST, 8TH TO 10TH - WATER MAIN REPLACEMENT	\$0	\$0	\$0	\$150,000	\$0	\$150,000
	ELM ST, 20TH TO 21ST - WATER MAIN REPLACEMENT	\$0	\$0	\$0	\$100,000	\$0	\$100,000
	8TH STREET, BURLEIGH TO FERDIG -(S)	\$0	\$0	\$0	\$300,000	\$0	\$300,000
	RIVERSIDE DRIVE, LINN TO GREEN -(S/WW)	\$0	\$200,000	\$0	\$0	\$0	\$200,000
	21ST STREET, BROADWAY TO DOUGLAS -(S)	\$276,000	\$0	\$0	\$0	\$0	\$276,000
	MARNE CREEK CORRIDOR UTILITIES PRESERVATION PROJECT	\$154,897	\$0	\$0	\$0	\$0	\$154,897
	8TH STREET, LINN TO SUMMIT -(S)	\$0	\$0	\$0	\$0	\$0	\$0
	DOUGLAS AVE, LEVEE TO 2ND- (S)	\$0	\$0	\$125,000	\$0	\$0	\$125,000
	SPRUCE STREET, 4TH TO 6TH - WATER MAIN REPLACEMENT- (S)	\$0	\$0	\$125,000	\$0	\$0	\$125,000
	CEDAR ST, 19TH TO 21ST - WATER MAIN REPLACEMENT -(S)	\$0	\$0	\$0	\$125,000	\$0	\$125,000
	WALNUT STREET, 2ND TO 4TH -(S)	\$0	\$0	\$0	\$0	\$0	\$0
	GIS DISTRIBUTION MODELING	\$0	\$100,000	\$0	\$0	\$0	\$100,000
	10TH ST, SUMMIT TO JACKSON - WATER MAIN REPLACEMENT	\$0	\$0	\$0	\$125,000	\$0	\$125,000
	BILL BAGGS ROAD EXTENSION -(S)	\$0	\$0	\$0	\$150,000	\$0	\$150,000
	JACQUELINE CULDESAC - WATERMAIN REPLACEMENT	\$60,000	\$0	\$0	\$0	\$0	\$60,000
	PEARL STREET, 2ND TO 3RD - 16" WATER MAIN REPLACEMENT	\$230,000	\$0	\$0	\$0	\$0	\$230,000
	CEDAR ST, 2ND TO 4TH -(S)	\$0	\$0	\$0	\$125,000	\$0	\$125,000
	MIXERS FOR NORTH AND WEST TOWERS	\$0	\$0	\$46,000	\$46,000	\$0	\$92,000
	CEDAR ST, 4TH TO 8TH -(S)	\$0	\$0	\$0	\$0	\$250,000	\$250,000
	SUMMIT ST, 8TH TO 9TH -(S)	\$0	\$0	\$0	\$0	\$150,000	\$150,000
	SRF PRINCIPAL (604)	\$457,738	\$472,807	\$472,807	\$472,807	\$472,807	\$2,348,966
	SRF PRINCIPAL (607)	\$1,063,899	\$1,146,144	\$1,146,144	\$1,146,144	\$1,146,144	\$5,648,475
	NEW METERS	\$0	\$0	\$200,000	\$200,000	\$200,000	\$600,000
	WATER DISTRIBUTION SYSTEM MODELING & MASTER PLAN	\$0	\$0	\$0	\$250,000	\$0	\$250,000
	RESERVE FOR FUTURE IMPROVEMENTS	\$75,000	\$75,000	\$75,000	\$75,000	\$75,000	\$375,000
	TOTAL	\$18,413,334	\$2,292,151	\$2,929,251	\$5,447,751	\$2,581,751	\$31,664,238
	WATER FUNDS	\$2,413,334	\$2,292,151	\$2,929,251	\$5,447,751	\$2,581,751	\$15,664,238
	FEDERAL AID (SRF LOAN, DOT & CORPS - BRIDGE PROJECT)	\$16,000,000	\$0	\$0	\$0	\$0	\$16,000,000
	TOTAL	\$18,413,334	\$2,292,151	\$2,929,251	\$5,447,751	\$2,581,751	\$31,664,238

184

CITY OF YANKTON
FIVE YEAR CAPITAL IMPROVEMENT PLAN

DEPARTMENT	DESCRIPTION	2019	2020	2021	2022	2023	TOTAL
WASTEWATER UTILITY	REPLACE LAB EQUIPMENT	\$7,000	\$7,000	\$7,000	\$7,000	\$7,000	\$35,000
611.611.xxx	ICE MAKER	\$4,000	\$0	\$4,000	\$0	\$0	\$8,000
	REPLACE VEHICLE	\$29,000	\$35,000	\$0	\$0	\$0	\$64,000
	REPLACE BACKHOE (25%w/25%ww/50% <i>s</i>)	\$0	\$0	\$0	\$35,000	\$0	\$35,000
	PACKER (SPLIT W/WW)	\$3,000	\$0	\$0	\$0	\$0	\$3,000
	REPLACE MOWER	\$0	\$10,000	\$0	\$0	\$0	\$10,000
	AMPEROMETRIC TITRATER	\$0	\$7,000	\$0	\$0	\$0	\$7,000
	GENERATOR (SPLIT WITH WATER)	\$30,000	\$0	\$0	\$0	\$0	\$30,000
	AIR COMPRESSOR (SPLIT WITH WATER?)	\$0	\$0	\$12,500	\$0	\$0	\$12,500
	GAS POWERED 6" PUMP	\$0	\$0	\$0	\$35,000	\$0	\$35,000
	AIRATION PUMP	\$0	\$0	\$0	\$50,000	\$0	\$50,000
	DUMP TRAILER	\$0	\$12,000	\$0	\$0	\$0	\$12,000
	MODELING - FLOW METER RENTAL	\$0	\$80,000	\$100,000	\$0	\$0	\$180,000
	CLARIFIER - SANDBLAST & PAINT	\$0	\$20,000	\$0	\$0	\$0	\$20,000
	MANHOLE REPAIR	\$25,000	\$25,000	\$25,000	\$25,000	\$25,000	\$125,000
	EAST HWY 50 EXTENSION - (S/W)	\$0	\$0	\$0	\$10,000	\$1,135,000	\$1,145,000
	RIVERSIDE DRIVE, BROADWAY TO GREEN - (S/W)	\$0	\$125,000	\$0	\$0	\$0	\$125,000
	21ST STREET, BROADWAY TO DOUGLAS - (S)	\$23,000	\$0	\$0	\$0	\$0	\$23,000
	21ST STREET, DOUGLAS TO MULBERRY - (S)	\$0	\$0	\$0	\$0	\$100,000	\$100,000
	COLLECTION SYSTEM MODELING & MASTER PLAN - GIS MAPPING	\$150,000	\$0	\$0	\$0	\$0	\$150,000
	- FLOW METERING	\$0	\$120,000	\$0	\$0	\$0	\$120,000
	- MODEL DEVELOPMENT	\$0	\$200,000	\$0	\$0	\$0	\$200,000
	- MODEL CALIBRATION	\$0	\$0	\$120,000	\$0	\$0	\$120,000
	WASTEWATER TREATMENT PLANT CONDITION ASSESSMENT	\$133,969	\$0	\$0	\$100,000	\$0	\$233,969
	WASTEWATER TREATMENT PLANT MASTER PLAN	\$0	\$120,000	\$0	\$0	\$0	\$120,000
	COLLECTION SYSTEM MASTER PLAN	\$0	\$0	\$100,000	\$0	\$0	\$100,000
	INLET WORKS IMPROVEMENTS	\$0	\$0	\$0	\$2,000,000	\$0	\$2,000,000
	UV SYSTEM UPGRADES	\$0	\$0	\$0	\$200,000	\$0	\$200,000
	SEWER PLANT - UNDERGROUND PIPING	\$260,000	\$0	\$0	\$1,300,000	\$0	\$1,560,000
	WATER LAGOON CONSTRUCTION	\$0	\$0	\$0	\$500,000	\$0	\$500,000
	DIGESTER COVERS - BEADBLAST & PAINT	\$0	\$0	\$0	\$3,000,000	\$0	\$3,000,000
	LIFT STATION GRAVITY SEWER	\$450,000	\$0	\$0	\$0	\$0	\$450,000
	POWER SWITCH CABINET	\$0	\$0	\$70,000	\$0	\$0	\$70,000
	BOILER REPLACEMENT	\$0	\$0	\$90,000	\$0	\$0	\$90,000
	CAMERA FOR COLLECTIONS	\$0	\$0	\$90,000	\$0	\$0	\$90,000
	8TH STREET, BURLEIGH TO FERDIG - (S/W)	\$0	\$0	\$0	\$0	\$205,000	\$205,000
	8TH STREET, LINN TO SUMMIT - (S/W)	\$0	\$0	\$0	\$0	\$0	\$0
	SRF PRINCIPAL	\$437,587	\$512,445	\$512,445	\$512,445	\$512,445	\$2,487,367
	WW BOND PRINCIPAL	\$485,000	\$500,000	\$500,000	\$500,000	\$500,000	\$2,485,000
	RESERVE FOR FUTURE IMPROVEMENTS	\$35,000	\$35,000	\$35,000	\$35,000	\$35,000	\$175,000
	TOTAL	\$2,072,556	\$1,808,445	\$1,665,945	\$8,309,445	\$2,519,445	\$16,375,836
	WASTEWATER UTILITY	\$2,072,556	\$1,808,445	\$1,665,945	\$8,309,445	\$2,519,445	\$16,375,836
	FEDERAL AID (SRF LOAN)	\$0	\$0	\$0	\$0	\$0	\$0
	TOTAL	\$2,072,556	\$1,808,445	\$1,665,945	\$8,309,445	\$2,519,445	\$16,375,836

185

CITY OF YANKTON
FIVE YEAR CAPITAL IMPROVEMENT PLAN

DEPARTMENT	DESCRIPTION	2019	2020	2021	2022	2023	TOTAL
CEMETERY 621.621.xxx	LANDSCAPING	\$1,000	\$1,000	\$1,000	\$1,000	\$1,000	\$5,000
	REPLACE MOWERS & TRIMMERS	\$0	\$12,000	\$12,000	\$12,000	\$12,000	\$48,000
	ZRATOR - ZERO TURN AERATOR	\$0	\$0	\$10,000	\$0	\$0	\$10,000
	REPURCHASE CEMETERY LOTS	\$0	\$500	\$500	\$500	\$500	\$2,000
	REPAIR OLD HEADSTONES	\$0	\$1,000	\$1,000	\$1,000	\$1,000	\$4,000
	SPREADER	\$1,500	\$0	\$0	\$0	\$0	\$1,500
	CONCRETE ROAD REPLACEMENT	\$0	\$0	\$10,000	\$10,000	\$10,000	\$30,000
	MAUSOLEUM / CREMATORIUM	\$0	\$0	\$0	\$0	\$100,000	\$100,000
	TOTAL	\$2,500	\$14,500	\$34,500	\$24,500	\$124,500	\$200,500
	GENERAL	\$2,500	\$14,500	\$34,500	\$24,500	\$124,500	\$200,500
SOLID WASTE COLLECTION 631.631.xxx	REPLACE TRACTOR	\$0	\$0	\$0	\$120,000	\$0	\$120,000
	REPLACE COMPACTOR TRUCK	\$0	\$200,000	\$0	\$0	\$0	\$200,000
	DEBT SERVICE (DENR)	\$43,959	\$44,843	\$44,843	\$44,843	\$44,843	\$223,331
	INCREASED COMPACTOR TRUCK COST	\$0	\$0	\$0	\$0	\$110,000	\$110,000
	RECONDITION COMPOST TURNER	\$6,000	\$6,000	\$0	\$6,000	\$6,000	\$24,000
	TROMMEL SCREEN MAINTENANCE	\$5,000	\$0	\$0	\$0	\$0	\$5,000
	REPLACE TIPPERS	\$0	\$0	\$20,000	\$0	\$24,000	\$44,000
	TOTAL	\$54,959	\$250,843	\$64,843	\$170,843	\$184,843	\$726,331
	SOLID WASTE COLLECTION FUND	\$54,959	\$250,843	\$64,843	\$170,843	\$184,843	\$726,331
	TOTAL	\$54,959	\$250,843	\$64,843	\$170,843	\$184,843	\$726,331
SOLID WASTE DISPOSAL AND RECYCLING (JOINT POWERS) 637.637.xxx	REPLACE TRANSFER TRAILER(S)	\$160,000	\$160,000	\$80,000	\$80,000	\$170,000	\$650,000
	RUBBLE TRENCH	\$5,000	\$25,000	\$25,000	\$25,000	\$25,000	\$105,000
	RUBBLE TRENCH SURVEY & PERMIT	\$0	\$0	\$9,000	\$0	\$0	\$9,000
	DEBT SERVICE (DENR)	\$72,976	\$69,383	\$69,383	\$69,383	\$69,383	\$350,508
	CLOSURE	\$0	\$0	\$40,000	\$0	\$0	\$40,000
	PAVEMENT ADDITIONS & REPLACEMENT	\$0	\$15,000	\$0	\$15,000	\$0	\$30,000
	REPLACE SKID LOADER	\$0	\$50,000	\$0	\$0	\$0	\$50,000
	OVERHEAD DOOR REPLACEMENT	\$11,000	\$11,000	\$11,000	\$11,000	\$11,000	\$55,000
	DUMP FLOOR REHABILITATION	\$0	\$50,000	\$0	\$50,000	\$0	\$100,000
	EXCAVATOR REPLACEMENT	\$0	\$130,000	\$0	\$0	\$0	\$130,000
	REPLACE LAWN MOWER	\$0	\$18,000	\$0	\$0	\$0	\$18,000
	TRANSFER BUILDING SEWER REHAB	\$0	\$0	\$75,000	\$0	\$0	\$75,000
	REPLACE YARD TRACTOR	\$0	\$0	\$100,000	\$0	\$0	\$100,000
	REPLACE LOADER	\$0	\$0	\$0	\$180,000	\$0	\$180,000
	REPLACE SEMI TRACTOR	\$0	\$0	\$0	\$130,000	\$0	\$130,000
	WALK THRU DOOR REPLACEMENT	\$0	\$0	\$0	\$15,000	\$0	\$15,000
	TOTAL	\$248,976	\$528,383	\$409,383	\$575,383	\$275,383	\$2,037,508
	JOINT POWERS FUND	\$248,976	\$528,383	\$409,383	\$575,383	\$275,383	\$2,037,508
TOTAL	\$248,976	\$528,383	\$409,383	\$575,383	\$275,383	\$2,037,508	

186

CITY OF YANKTON
FIVE YEAR CAPITAL IMPROVEMENT PLAN

DEPARTMENT	DESCRIPTION	2019	2020	2021	2022	2023	TOTAL
FOX RUN GOLF COURSE	BUNKER / SAND TRAP RAKE	\$0	\$10,000	\$0	\$0	\$0	\$10,000
641.641.xxx	SIMULATOR SCREEN	\$0	\$0	\$0	\$30,000	\$0	\$30,000
	CONCRETE CART PATHS	\$17,437	\$3,000	\$12,000	\$20,500	\$10,000	\$62,937
	REPLACE CONCRETE AROUND CART SHEDS	\$10,000	\$0	\$0	\$0	\$0	\$10,000
	TCE - TRIPLEX GREENS MOWERS (2)	\$26,900	\$27,000	\$0	\$0	\$56,000	\$109,900
	TCE - UTILITY CARTS (5)	\$46,463	\$0	\$0	\$0	\$24,000	\$70,463
	CUSHMAN CORE HARVESTOR	\$0	\$0	\$0	\$0	\$10,000	\$10,000
	TORO TOP DRESSER	\$0	\$0	\$0	\$13,000	\$0	\$13,000
	VIBRATORY GREENS ROLLING SYSTEM	\$0	\$0	\$0	\$4,500	\$0	\$4,500
	GROOMER ATTACHMENT FOR GREENS MOWER	\$0	\$0	\$0	\$19,000	\$0	\$19,000
	TORO TRI-PLEX TRIM MOWER	\$0	\$0	\$40,000	\$0	\$0	\$40,000
	TURF SPRAYER AND GUN	\$0	\$10,000	\$0	\$13,000	\$0	\$23,000
	AERATOR	\$0	\$0	\$30,000	\$0	\$0	\$30,000
	CONTOUR ROTARY MOWER (ROUGHES)	\$0	\$50,000	\$0	\$0	\$0	\$50,000
	KUBOTA MOWER	\$0	\$0	\$18,000	\$0	\$0	\$18,000
	PULL BEHIND SPREADER	\$6,200	\$0	\$0	\$0	\$0	\$6,200
	TOTAL	\$107,000	\$100,000	\$100,000	\$100,000	\$100,000	\$507,000
	GENERAL	\$107,000	\$75,000	\$50,000	\$50,000	\$50,000	\$332,000
	GREAT LIFE	\$0	\$25,000	\$50,000	\$50,000	\$50,000	\$175,000
	TOTAL	\$107,000	\$100,000	\$100,000	\$100,000	\$100,000	\$507,000

CITY OF YANKTON
FIVE YEAR CAPITAL IMPROVEMENT PLAN

DEPARTMENT	DESCRIPTION	2019	2020	2021	2022	2023	TOTAL
YANKTON HIGH SCHOOL	MISC REPAIRS (100c - CITY SHARE)	\$15,000	\$20,000	\$20,000	\$20,000	\$20,000	\$95,000
and SUMMIT ACTIVITIES CENTER	ADD LIGHTS TO BASEBALL / SOFTBALL FIELDS (100c - CITY SHARE)	\$0	\$0	\$0	\$0	\$100,000	\$100,000
203.203.xxx	REPLACE POOL MUSHROOM (11s/89c)	\$0	\$0	\$0	\$12,000	\$0	\$12,000
506.571.350	REPLACE WATER BASKETBALL HOOPS - 3 (11s/89c)	\$3,000	\$0	\$0	\$0	\$0	\$3,000
	POOL DECK FURNITURE (11s/89c)	\$1,000	\$1,000	\$1,000	\$1,000	\$1,000	\$5,000
	UV POOL SYSTEM (11s/89c)	\$0	\$25,000	\$0	\$0	\$0	\$25,000
	REPLACE STAINLESS STEEL DOORS & FRAMES INTO AQUATICS AREA (11s/89c)	\$0	\$150,000	\$0	\$0	\$0	\$150,000
	FITNESS EQUIPMENT (50s/50c) 203.203.350	\$16,000	\$16,000	\$16,000	\$16,000	\$16,000	\$80,000
	CONFERENCE TABLE (50s/50c)	\$0	\$0	\$5,000	\$0	\$0	\$5,000
	SAC VOLLEYBALL STANDARDS (50s/50c)	\$5,800	\$0	\$5,800	\$0	\$5,800	\$17,400
	LIGHTS IN WEIGHT FITNESS AREA (50s/50c)	\$0	\$50,000	\$0	\$0	\$0	\$50,000
	PARTITION WALLS (50s/50c)	\$0	\$16,000	\$0	\$0	\$0	\$16,000
	ADA SEATING - YOUTH FOOTBALL FIELD (60s/40c)	\$0	\$0	\$0	\$0	\$5,000	\$5,000
	SAC TENNIS COURT RE-SURFACING (60s/40c)	\$0	\$0	\$0	\$0	\$45,000	\$45,000
	STUDENT PARKING LOT (60s/40c)	\$775,000	\$0	\$0	\$0	\$0	\$775,000
	SAC EVENT LOT (60s/40c)	\$100,000	\$0	\$0	\$0	\$0	\$100,000
	LANDSCAPING (60s/40c)	\$1,000	\$1,000	\$1,000	\$1,000	\$1,000	\$5,000
	RESTRIPE PARKING LOTS (60s/40c)	\$7,800	\$7,800	\$7,800	\$7,800	\$7,800	\$39,000
	ROOF REPLACEMENT (85s/15c)	\$0	\$0	\$0	\$395,000	\$255,000	\$650,000
	CARPET (85s/15c)	\$0	\$65,000	\$70,000	\$75,000	\$88,000	\$298,000
	WINDOW BLINDS REPLACEMENT (85s/15c)	\$0	\$0	\$0	\$30,000	\$30,000	\$60,000
	PAINTING INSIDE OF FACILITY (85s/15c)	\$125,000	\$125,000	\$0	\$0	\$0	\$250,000
	BLEACHER INSPECTION (85s/15c)	\$4,000	\$0	\$4,000	\$0	\$4,000	\$12,000
	GYM FLOORS (85s/15c)	\$12,000	\$12,000	\$12,000	\$12,000	\$12,000	\$60,000
	LED SUPPLEMENTAL LIGHTING MAIN GYM (85s/15c)	\$0	\$0	\$5,500	\$0	\$0	\$5,500
	RIGGING THEATER INSPECTION (97s/3c) EVERY 3RD YEAR	\$4,500	\$0	\$0	\$5,000	\$0	\$9,500
	TOTAL	\$1,070,100	\$488,800	\$148,100	\$574,800	\$590,600	\$2,872,400
	GENERAL	\$8,000	\$8,000	\$8,000	\$8,000	\$8,000	\$40,000
	CAPITAL IMPROVEMENT SALES TAX	\$396,265	\$243,460	\$43,535	\$112,040	\$205,660	\$1,000,960
	YANKTON SCHOOL DISTRICT	\$665,835	\$237,340	\$96,565	\$454,760	\$376,940	\$1,831,440
	TOTAL	\$1,070,100	\$488,800	\$148,100	\$574,800	\$590,600	\$2,872,400

s = Yankton Public School District
c = City of Yankton

CITY OF YANKTON
FIVE YEAR CAPITAL IMPROVEMENT PLAN

DEPARTMENT	DESCRIPTION	2019	2020	2021	2022	2023	TOTAL
SPECIAL CAPITAL IMPROVEMENT TAX	PROFESSIONAL SERVICES / PAYMENT TO YAPG	\$334,012	\$350,713	\$368,248	\$386,661	\$405,994	\$1,845,627
506.xxx.xxx	SUMMIT ACTIVITIES CENTER CAPITAL IMPROVEMENTS (506.571.350)	\$396,265	\$243,460	\$43,535	\$112,040	\$205,660	\$1,000,960
	TRANSFER TO 501 - GEHL DRIVE NORTH MATCH (506.572.588)	\$0	\$0	\$0	\$0	\$250,000	\$250,000
TRANSFERS	TRANSFER TO BRIDGE & ST. FOR CITY SHARE (506.572.626)	\$48,602	\$48,602	\$48,602	\$828,602	\$48,602	\$1,023,010
	TRANSFER TO MARNE CREEK (506.573.623)	\$238,482	\$2,250,000	\$2,250,000	\$60,000	\$60,000	\$4,858,482
	TRANSFER TO GENERAL FUND GIS (506.572.610)	\$19,346	\$19,346	\$19,346	\$19,346	\$19,346	\$96,730
	TRANSFER TO GENERAL FUND STREETS (506.572.610)	\$2,000,000	\$0	\$0	\$0	\$0	\$2,000,000
	LOAN TO PUBLIC IMPROVEMENT / HSC	\$1,482,228	\$0	\$0	\$0	\$0	\$1,482,228
ANNUAL EXPENDITURES	OPEN ASPHALT / CONCRETE (506.572.376)	\$550,000	\$550,000	\$550,000	\$550,000	\$550,000	\$2,750,000
	STREET CONSTRUCTION / ADA (506.572.390)	\$80,000	\$80,000	\$80,000	\$80,000	\$80,000	\$400,000
	STORM SEWER CONSTRUCTION (506.573.390)	\$15,000	\$15,000	\$15,000	\$15,000	\$15,000	\$75,000
	PERMANENT PAVEMENT MARKINGS & REFLECTIVE SIGNAGE (506.574.373)	\$80,000	\$80,000	\$80,000	\$80,000	\$80,000	\$400,000
	DOWNTOWN ALLEYS / CITY PARKING LOTS (506.574.381)	\$150,000	\$150,000	\$150,000	\$150,000	\$150,000	\$750,000
	TRAIL & DRAINAGE IMPROVEMENTS	\$25,000	\$25,000	\$25,000	\$25,000	\$25,000	\$125,000
	SIDEWALK IMPROVEMENTS	\$40,000	\$40,000	\$40,000	\$40,000	\$40,000	\$200,000
	CRUSHED SALVAGE CONCRETE (506.574.390)	\$200,000	\$0	\$200,000	\$0	\$200,000	\$600,000
BUDGET SUPPLEMENTS	31ST STREET PEDESTRIAN ENHANCEMENTS (PHASES 1, 2 & 3)	\$1,452,648	\$0	\$0	\$0	\$0	\$1,452,648
STIP	4TH STREET RECONSTRUCTION, BROADWAY TO FERDIG (STIP) - SD REIMB	\$135,000	\$0	\$0	\$0	\$0	\$135,000
	WALNUT, 2ND TO 4TH (506.572.xxx) - (W)	\$280,000	\$0	\$0	\$0	\$0	\$280,000
WCLR PROJECT	WCLR, RAILROAD CROSSING	\$65,000	\$0	\$0	\$0	\$0	\$65,000
	8TH STREET, LINN TO SUMMIT - (W/WW)	\$150,000	\$0	\$0	\$0	\$0	\$150,000
DIRECT EXPENDITURE / FINANCE TID#8	23RD STREET WEST OF WCLR TID #8	\$0	\$200,000	\$1,300,000	\$0	\$0	\$1,500,000
	SPRUCE STREET, 4TH TO 6TH - (W)	\$0	\$0	\$300,000	\$0	\$0	\$300,000
	30TH STREET, WCLR TO ADKINS (ASHPALT)	\$0	\$0	\$200,000	\$0	\$0	\$200,000
	26TH STREET, DOUGLAS TO MULBERRY	\$385,000	\$0	\$0	\$0	\$0	\$385,000
	8TH STREET, BURLEIGH TO FERDIG - (W/WW)	\$0	\$0	\$0	\$1,220,000	\$0	\$1,220,000
	BILL BAGGS ROAD EXTENSION- (W)	\$0	\$0	\$22,000	\$145,000	\$0	\$167,000
	33RD STREET WEST OF BROADWAY	\$0	\$0	\$0	\$100,000	\$0	\$100,000
	SUMMIT, 15TH TO 21ST	\$0	\$0	\$0	\$850,000	\$0	\$850,000
	RIVERSIDE DR., BROADWAY TO GREEN - (W/WW)	\$0	\$455,000	\$0	\$0	\$0	\$455,000
	21ST STREET BROADWAY TO DOUGLAS - (W/WW)	\$829,000	\$0	\$0	\$0	\$0	\$829,000
	21ST STREET DOUGLAS TO MULBERRY	\$0	\$0	\$0	\$365,000	\$0	\$365,000
	WHITING DRIVE, FERDIG TO 13TH	\$0	\$0	\$410,000	\$0	\$0	\$410,000
	CEDAR STREET, 2ND TO 4TH - (W)	\$0	\$0	\$0	\$0	\$400,000	\$400,000
	15TH STREET RAILROAD CROSSING	\$65,000	\$0	\$0	\$0	\$0	\$65,000
	WALNUT STREET, 8TH TO 15TH - (W)	\$0	\$0	\$0	\$0	\$1,120,000	\$1,120,000
	CEDAR STREET, SOUTH OF 21ST - (W)	\$0	\$0	\$0	\$300,000	\$0	\$300,000
	5TH STREET, BROADWAY TO GREEN	\$0	\$275,000	\$0	\$0	\$0	\$275,000
	12TH STREET, DOUGLAS TO MULBERRY	\$0	\$450,000	\$0	\$0	\$0	\$450,000
	DOUGLAS AVE, LEVEE TO 2ND - (W)	\$0	\$0	\$600,000	\$0	\$0	\$600,000

189

CITY OF YANKTON
FIVE YEAR CAPITAL IMPROVEMENT PLAN

DEPARTMENT	DESCRIPTION	2019	2020	2021	2022	2023	TOTAL
SPECIAL CAPITAL IMPROVEMENT TAX	PINE STREET, 10TH TO 15TH	\$0	\$500,000	\$0	\$0	\$0	\$500,000
506.xxx.xxx	SPRUCE STREET, 3RD TO 4TH & 3RD STREET, SPRUCE TO PARK	\$0	\$0	\$0	\$190,000	\$0	\$190,000
	3RD STREET, GREEN TO MAPLE & GREEN STREET, 3RD TO 4TH	\$0	\$0	\$0	\$220,000	\$0	\$220,000
	5TH STREET, GREEN TO SPRUCE	\$0	\$0	\$0	\$235,000	\$0	\$235,000
	CEDAR STREET, 4TH TO 8TH - (W)	\$0	\$0	\$0	\$650,000	\$0	\$650,000
	7TH STREET, BROADWAY TO MAPLE	\$0	\$0	\$0	\$325,000	\$0	\$325,000
	2ND STREET, LIGHTING	\$0	\$0	\$0	\$150,000	\$0	\$150,000
	SUMMIT ST, 8TH TO 9TH - (W)	\$0	\$0	\$0	\$300,000	\$0	\$300,000
	AQUATICS PARKING LOT	\$0	\$170,000	\$0	\$0	\$0	\$170,000
	21ST, SUMMIT TO WCLR	\$0	\$0	\$0	\$0	\$925,000	\$925,000
	TOTAL	\$9,020,583	\$5,902,121	\$6,701,731	\$7,396,649	\$4,574,602	\$33,595,685
	CAPITAL IMPROVEMENT SALES TAX	\$7,612,688	\$5,281,386	\$4,980,996	\$6,975,914	\$4,153,867	\$29,004,850
	YANKTON COUNTY	\$0	\$0	\$0	\$0	\$0	\$0
	TRANSPORTATION ALTERNATIVES PROGRAM (TAP) GRANT	\$987,160	\$0	\$0	\$0	\$0	\$987,160
	TID #8	\$0	\$200,000	\$1,300,000	\$0	\$0	\$1,500,000
	FEDERAL AID URBAN FUNDS (\$420,735 Annual)	\$420,735	\$420,735	\$420,735	\$420,735	\$420,735	\$2,103,675
	TOTAL	\$9,020,583	\$5,902,121	\$6,701,731	\$7,396,649	\$4,574,602	\$33,595,685
	BEGINNING BALANCE	\$6,506,551	\$2,998,533	\$1,821,817	\$1,027,584	(\$1,677,831)	
	YEARLY REVENUE (0%, 2%)	\$4,104,670	\$4,104,670	\$4,186,763	\$4,270,498	\$4,355,908	\$21,022,509
	EXPENDITURES	\$7,612,688	\$5,281,386	\$4,980,996	\$6,975,914	\$4,153,867	\$29,004,850
	ENDING BALANCE	\$2,998,533	\$1,821,817	\$1,027,584	(\$1,677,831)	(\$1,475,790)	
SPECIAL ASSESSMENT PROJECTS	ALLEY	\$0	\$100,000	\$0	\$0	\$0	\$100,000
504.xxx.xxx	15TH STREET (SUMMIT TO DAKOTA)	\$0	\$0	\$0	\$0	\$1,374,000	\$1,374,000
	TOTAL	\$0	\$100,000	\$0	\$0	\$1,374,000	\$1,474,000
	CAPITAL IMPROVEMENT SALES TAX (CITY'S SHARE OF PROJECT)	\$0	\$100,000	\$0	\$0	\$1,137,535	\$1,237,535
	SCHOOL DISTRICT ASSESSMENT	\$0	\$0	\$0	\$0	\$236,465	\$236,465
	TOTAL	\$0	\$100,000	\$0	\$0	\$1,374,000	\$1,474,000
CENTRAL GARAGE	VEHICLE WASH FACILITY	\$0	\$0	\$0	\$0	\$120,000	\$120,000
801.801.xxx	FENCING AND GATE REPLACEMENT	\$0	\$0	\$0	\$75,000	\$0	\$75,000
	REHAB WINDOWS, DOORS AND INTERIOR	\$0	\$0	\$20,000	\$20,000	\$0	\$40,000
	FIXTURES, TOOLS, EQUIPMENT STORAGE	\$15,000	\$15,000	\$15,000	\$15,000	\$15,000	\$75,000
	UTILITY TRUCK	\$80,000	\$0	\$0	\$0	\$0	\$80,000
	FUEL SYSTEM UPGRADES	\$0	\$0	\$75,000	\$75,000	\$75,000	\$225,000
	ROOF REPLACEMENT	\$0	\$0	\$0	\$0	\$81,000	\$81,000
	ELECTRICAL UPGRADE	\$0	\$20,000	\$0	\$0	\$0	\$20,000
	PAVEMENT REPLACEMENT	\$0	\$20,000	\$20,000	\$0	\$0	\$40,000
	REPLACE LAWN MOWER	\$9,000	\$0	\$0	\$0	\$0	\$9,000
	SCISSOR LIFT	\$0	\$0	\$30,000	\$0	\$0	\$30,000
	TIRE MACHINE	\$0	\$15,000	\$0	\$0	\$0	\$15,000
	HVAC REPLACEMENT	\$0	\$20,000	\$0	\$0	\$0	\$20,000
	TOTAL	\$104,000	\$90,000	\$160,000	\$185,000	\$291,000	\$830,000
	CENTRAL GARAGE / INTERNAL SERVICE REVENUE FUND	\$104,000	\$90,000	\$160,000	\$185,000	\$291,000	\$830,000
	TOTAL	\$104,000	\$90,000	\$160,000	\$185,000	\$291,000	\$830,000

CITY OF YANKTON
FIVE YEAR CAPITAL IMPROVEMENT PLAN
REVENUE SUMMARY

REVENUE SOURCES	2019	2020	2021	2022	2023
GENERAL FUND	\$2,443,598	\$2,053,503	\$3,128,203	\$4,977,503	\$4,955,003
YANKTON COUNTY	\$4,400	\$19,650	\$168,650	\$2,150	\$2,150
OTHER	\$0	\$2,450,000	\$500,000	\$0	\$0
SPECIAL ASSESSMENT = OPT OUT FUND	\$190,232	\$190,232	\$190,232	\$190,232	\$190,232
BRIDGE & STREET FUND	\$21,398	\$21,398	\$21,398	\$21,398	\$21,398
BOND PROCEEDS	\$30,000	\$12,750,000	\$1,300,000	\$0	\$13,010,000
FEDERAL AID	\$2,789,470	\$2,734,735	\$515,735	\$1,122,735	\$515,735
SRF LOANS - FEDERAL	\$16,000,000	\$0	\$0	\$0	\$0
STATE AID	\$549,310	\$6,750,000	\$6,750,000	\$11,500	\$1,875,000
WASTEWATER UTILITY REVENUE	\$2,072,556	\$1,808,445	\$1,665,945	\$8,309,445	\$2,519,445
WATER UTILITY REVENUE	\$2,568,231	\$2,292,151	\$2,929,251	\$5,447,751	\$2,581,751
SOLID WASTE REVENUE	\$54,959	\$250,843	\$64,843	\$170,843	\$184,843
JOINT POWERS REVENUE	\$248,976	\$528,383	\$409,383	\$575,383	\$275,383
GOLF COURSE REVENUE	\$0	\$25,000	\$50,000	\$50,000	\$50,000
CAPITAL IMPROVEMENT SALES TAX	\$10,296,037	\$7,923,448	\$7,323,133	\$7,976,556	\$5,605,664
GOLF COURSE DEPRECIATION	\$107,000	\$75,000	\$50,000	\$50,000	\$50,000
CENT. GARAGE=INT. SERVICE REV.	\$104,000	\$90,000	\$160,000	\$185,000	\$291,000
HIGH SCHOOL=ACTIVITIES CENTER	\$665,835	\$237,340	\$96,565	\$454,760	\$613,405
TOTAL	\$38,546,002	\$40,200,128	\$25,323,338	\$29,545,256	\$32,741,009

161

CITY OF YANKTON
FIVE YEAR CAPITAL IMPROVEMENT PLAN
SUMMARY OF CAPITAL IMPROVEMENT EXPENDITURES BY DEPARTMENT

DEPARTMENT	2019	2020	2021	2022	2023	TOTAL
CITY MANAGER'S OFFICE	\$2,805	\$6,000	\$1,000	\$1,000	\$1,000	\$11,805
FINANCE OFFICE	\$56,000	\$1,000	\$1,000	\$1,000	\$1,000	\$60,000
INFORMATION SERVICES	\$185,952	\$38,000	\$39,000	\$37,000	\$237,000	\$536,952
COMMUNITY DEVELOPMENT	\$0	\$31,000	\$70,000	\$71,000	\$1,000	\$173,000
POLICE DEPARTMENT	\$606,369	\$272,300	\$233,400	\$179,400	\$193,900	\$1,485,369
ANIMAL CONTROL	\$0	\$0	\$0	\$0	\$0	\$0
FIRE DEPARTMENT	\$500,453	\$372,385	\$310,685	\$344,685	\$537,685	\$2,065,893
CIVIL DEFENSE	\$0	\$0	\$0	\$0	\$0	\$0
ENGINEERING AND INSPECTION	\$3,500	\$1,000	\$76,000	\$3,500	\$1,000	\$85,000
STREET DIVISION	\$370,425	\$555,400	\$930,000	\$230,000	\$965,000	\$3,050,825
SNOW AND ICE REMOVAL	\$190,000	\$92,000	\$85,000	\$30,000	\$215,000	\$612,000
CITY HALL	\$17,500	\$119,500	\$7,500	\$172,500	\$154,500	\$471,500
TRAFFIC CONTROL	\$45,000	\$195,000	\$45,000	\$85,000	\$45,000	\$415,000
CHAN GURNEY AIRPORT	\$1,592,663	\$2,315,000	\$1,149,200	\$1,283,000	\$522,000	\$6,861,863
SENIOR CITIZENS CENTER	\$8,800	\$39,300	\$337,300	\$4,300	\$1,004,300	\$1,394,000
COMMUNITY LIBRARY	\$104,000	\$84,500	\$87,000	\$78,500	\$12,068,500	\$12,422,500
PARKS AND RECREATION	\$150,412	\$380,500	\$634,500	\$2,854,000	\$1,532,000	\$5,551,412
MEMORIAL POOL	\$2,002,000	\$15,000,000	\$2,000	\$2,000	\$2,000	\$17,008,000
MARNE CREEK	\$902,660	\$9,003,000	\$9,027,000	\$130,000	\$2,570,000	\$21,632,660
BRIDGE AND STREET CONSTRUCTION	\$70,000	\$70,000	\$70,000	\$1,250,000	\$70,000	\$1,530,000
911 / DISPATCH	\$643,455	\$49,000	\$4,000	\$4,000	\$4,000	\$704,455
WATER UTILITY	\$18,413,334	\$2,292,151	\$2,929,251	\$5,447,751	\$2,581,751	\$31,664,238
WASTEWATER UTILITY	\$2,072,556	\$1,808,445	\$1,665,945	\$8,309,445	\$2,519,445	\$16,375,836
CEMETERY	\$2,500	\$14,500	\$34,500	\$24,500	\$124,500	\$200,500
SOLID WASTE COLLECTION AND DISPOSAL	\$54,959	\$250,843	\$64,843	\$170,843	\$184,843	\$726,331
JOINT POWERS FUND	\$248,976	\$528,383	\$409,383	\$575,383	\$275,383	\$2,037,508
FOX RUN GOLF COURSE	\$107,000	\$100,000	\$100,000	\$100,000	\$100,000	\$507,000
HIGH SCHOOL/ACTIVITIES CENTER	\$1,070,100	\$488,800	\$148,100	\$574,800	\$590,600	\$2,872,400
SPECIAL CAPITAL IMPROVEMENT TAX	\$9,020,583	\$5,902,121	\$6,701,731	\$7,396,649	\$4,574,602	\$33,595,685
SPECIAL ASSESSMENT PROJECTS	\$0	\$100,000	\$0	\$0	\$1,374,000	\$1,474,000
CENTRAL GARAGE	\$104,000	\$90,000	\$160,000	\$185,000	\$291,000	\$830,000
TOTAL	\$38,546,002	\$40,200,128	\$25,323,338	\$29,545,256	\$32,741,009	\$166,355,732

