

City of SOUTH DAKOTA  
**Yankton**



*Ideas flow here*

*Proposed 2018*

*Fiscal Budget*



**CITY OF YANKTON**  
**PROPOSED 2018 BUDGET**

**Table of Contents**

Table of Contents _____	2
Budget Message, Budget Resolution and Appropriation Ord. _____	4
 <b><u>CHARTS AND GRAPHS</u></b>	
Property Valuation and Mill Rates _____	14
Property Tax Mill Rate Comparison _____	15
City Property Tax Comparison _____	16
Capital Budget Summary _____	17
Organizational Chart _____	22
Budgeted Positions _____	23
Budget Overview _____	25
Property Tax Levies _____	26
Revenue by Sources _____	27
Expenditures by Type _____	28
Expenditures by Function _____	29
Billing and Administration _____	30
Calculation of Administration Charges to Enterprise _____	31
Value of Tax Dollar _____	32
Computation of Legal Debt Margin _____	33
 <b><u>GENERAL FUND</u></b>	
Analysis General Fund _____	34
Revenues _____	35
Expenditures by Activity	
** Program sheets will be inserted according to activity.	
City Commission _____	37
City Manager _____	39
City Attorney _____	41
Finance Office _____	43
Information Services _____	45
Community Development _____	47
Contingency Fund _____	49
Police _____	51
Animal Control _____	53
Fire Department _____	55
Civil Defense _____	57
Public Works:	
Engineering _____	59
Street Division _____	61
Snow and Ice Removal _____	63
City Hall _____	65
Traffic Control _____	67
Chan Gurney Airport _____	69
Special Appropriations _____	71
Culture – Recreation	
Senior Citizen Center _____	73
Community Library _____	75
Operating Transfers _____	77
Fund Summary _____	79

**SPECIAL REVENUE FUNDS**

Parks and Recreation _____	84
Memorial Park Pool _____	87
Summit Activities _____	89
Marne Creek _____	92
Casualty Reserve _____	94
Bridge and Street _____	96
911 / Dispatch _____	98
BID _____	100
Lodging Sales Tax _____	102
Infrastructure Improvement _____	104

**CAPITAL PROJECTS**

Public Improvements _____	106
Airport Capital _____	108
Park Capital _____	110
Infrastructure Imp. – Construction _____	112
Special Capital Improvement _____	114
Tax Increment District #2 – Morgan Square _____	117
Tax Increment District #5 – Menards _____	119
Tax Increment District #6 – Westbrook Estates Phase 1 _____	121
Tax Increment District #7 – West 10 <sup>th</sup> Street _____	123
Tax Increment District #8 – Westbrook Estates Phase 2 _____	125

**PUBLIC ENTERPRISE**

Water:

Operations _____	127
Improvements and Extensions _____	131

Wastewater:

Operations _____	133
Improvements and Extensions _____	137

Cemetery:

Operations _____	139
Capital _____	143

Solid Waste Collection:

Operations _____	144
Capital _____	148

Solid Waste Disposal and Recycling (Joint Powers):

Operations _____	150
Capital _____	155

Golf Course:

Operations _____	157
Improvements and Extensions _____	162

**INTERNAL SERVICE**

Central Garage _____	164
----------------------	-----

**CAPITAL IMPROVEMENT PLAN** \_\_\_\_\_ 169

July 27, 2017

*The mission of the City of Yankton is to provide cost-effective, public services as required by its citizens and to provide an environment so that both its citizens and the economy prosper.*

Honorable Mayor Jake Hoffner  
Members of the Yankton City Commission  
PO Box 176  
Yankton, SD 57078

City Commission,

It is my pleasure to submit for your consideration the 2018 Proposed Budget for all City operations. This letter is intended to serve as the budget message for that proposal and outlines the nature of the \$63,723,109 budget plan for 2018. This message is not intended to identify all the specifics of the entire 190 page budget document, but rather provide an overview of some of the highlights of the recommended budget as they relate to fund levels, unique circumstances impacting the budget and significant budget related activities of the organization.

The budget document is a substantial policy and managerial tool that underscores the engagement of our citizens and the interaction between City staff and the City Commission. Through the budget document, service levels are established, policy directions are initiated, and fiscal positioning is achieved. The budget is truly an effort in cooperation between the entities of the City and the public as a whole.

### **FACTORS IN THE LOCAL ECONOMY**

While June's sales tax numbers were up slightly, over the past 6 months sales tax numbers have been relatively level. This has resulted in comparatively flat cumulative sales tax revenue through the first half of 2017.

Building permit values this year are substantially higher than a year ago with over \$45 million worth of permits issued as compared to \$6.7 million over the same period last year. This increase is due in large part to the permit for the City's Water Purification Plant project. However, even without that \$34 million permit, the City remains substantially ahead of last year's valuations. Single family housing permits for 2017 are ahead of where they were last year at this time. We anticipate that with the continued development in new housing subdivisions (Westbrook Estates, Benedicts, Summit Heights Westside and Willow Ridge), residential building activity will be ahead of our ten-year average pace through the end of the year. Commercial permit valuations are down slightly from last year at this time but there are a number of permits pending in the next couple of months. Overall, 2017 looks to be a very strong year for construction in Yankton.

416 Walnut St

PO Box 176

Yankton, SD 57078-0176

Phone (605) 668-5221

[www.cityofyankton.org](http://www.cityofyankton.org)

EQUAL OPPORTUNITY EMPLOYER

While the State of South Dakota still receives a high amount of federal dollars per capita in comparison to other states, Federal Urban Aid for road and infrastructure improvements has decreased this year from \$467,168 in 2107 to \$420,735 in 2018. This decrease impacts our 506 fund balance.

## **2017 ACCOMPLISHMENTS**

As the 2018 budget is proposed, it is appropriate to review recent accomplishments. While the listed items are only a sample of operational improvements and capital improvements being completed, they do represent a concerted effort across departments for the improvement of services being offered by the City of Yankton.

- City Planning Advance
- Riverside Park Boat/Kayak Launch
- Commenced Construction of Water Purification Plant
- Phase 2 Highway 50 street and utilities in cooperation with SDDOT
- Accessible Playground Installation in Riverside Park
- Completion of Raw Water Transmission Main
- Wastewater Force Main
- Active Transportation Plan
- Additional GIS Interactive Mapping
- Eastside Lift Station
- Transparency Committee (Live Streaming, Public Access iPads, Reformat of Agendas)
- Reconstruction of West City Limits Road Phase One
- New SAC MaxGalaxy Software
- Community Development and Fire Department Software and Electronic Records System
- Implementation of Single Stream Recycling and Semi-Automated Solid Waste Collection
- 25<sup>th</sup> Street from Douglas to Mulberry
- Maple Street from 4<sup>th</sup> Street to 6<sup>th</sup> Street

- Police Handheld Radio Purchase and Design and Bid of Dispatch Infrastructure
- Partnership with Great Life (Fox Run and Summit Center)
- 21<sup>st</sup> Street from Summit Street to Railroad Tracks
- 21<sup>st</sup> Street Railroad Crossing
- 2<sup>nd</sup> Street Calmers
- 16<sup>th</sup> Street from West Street to Dakota in Summit Heights
- Dakota Street from 16<sup>th</sup> Street to 19<sup>th</sup> Street in Summit Heights
- Participated in Design South Dakota Planning Process
- Music at the Meridian, Fireworks, Public Interactive Art, Holiday Parade and Tree Lighting
- Approved TIF for Second Phase of Westbrook Estates
- Major Equipment purchase; 2 Loaders, Dump Truck, Solid Waste and Recycling Roll Carts

### **PROPOSED 2018 BUDGET AT A GLANCE**

Major highlights, conditions, and expectations of the proposed 2018 budget include the following:

- This budget is based on estimated service levels needed to accomplish the goals outlined in the budget for each department.
- The General Fund budget is developed with a budget to zero philosophy. Therefore, there is no dedicated reserve amount identified for an end of the year amount. While this budget method is a politically acceptable approach that establishes a resource base in accordance with current needs, it does, however, place an increased emphasis on budget certainty and rigid budget implementation and monitoring. Any change in economic conditions requires an immediate reaction with management response.
- Sales tax revenue, a significant revenue source in the General Fund, is estimated at a 0% increase in 2017 and 0% growth in 2018. Monitoring sales tax growth is a vital component of the budget implementation activities for the City of Yankton. Changes in retail locally and nationally as well as concerns about commodity prices have resulted in cautious sale tax forecasts in the upcoming year.

The City is highly dependent upon this revenue source and must be cognizant of that aspect of local government operations. This emphasis is seen in other budget areas such as economic development expenditures and quality of life activities. The need to continue to enhance the desirability of Yankton will ensure sustainability in the short and long range

future. Balancing the aspects of the activities of local government needs to be done with the understanding that we are reliant upon sales tax and should keep that in mind as we establish the budget document for the upcoming year.

- Property tax revenue, the other significant source of revenue in the General Fund, is projected to remain on its previous trend of slight increases that are dictated by the State mandated formula. As the Commission is aware, property taxes were frozen by the State legislature at a time when Yankton had a low property tax levy. This freeze will continue to be a challenge for the City into the future as it is forced to examine and prioritize services that impact the community and its ability to continue to improve the quality of life for its residents.
- Implementation of our Active Transportation Plan is being scheduled. To better connect our community and encourage multimodal transportation, sidewalks and trails have been prioritized. This budget includes a grant from the SD Department of Transportation's Transportation Alternatives Program. In addition, this budget reflects an increase of \$0.10 per foot of Right of Way (ROW) frontage to the Yankton Road Tax (YRT). This will provide approximately \$80,000 in additional revenue in Streets, allowing for us to partner with homeowners and community players to install sidewalk in priority areas.
- Outside agencies supported by the General Fund and BBB are proposed. This year, we have entered into an agreement with United Way. In 2018, outside agencies that fall under the United Way's mission will apply through the United Way. The City of Yankton will make an allocation to United Way who will manage these contributions based on the collective impact in the community.

Per action of the City Commission, Onward Yankton will be supported this year. Riverboat Days will not be allocated an outside agency contribution. We will plan to continue to support YAPG, Mead Building, the Boys and Girls Club and the Convention and Visitors Bureau at current levels. Contributions have also been budgeted in 2018 for NFAA and the 2018 Midwest Regional Parks and Recreation Conference to be held in Yankton. As expenditures in the BBB are anticipated to be greater than the revenue in 2018, the fund balance continues to shrink. I advise the City Commission to continue to discuss its philosophy regarding the use of these funds.

- Rate increases are being recommended in the three main enterprise funds for the City. These increases are being proposed as part of a business plan model to overcome depreciation expenses that are traditionally neglected until a municipality is forced to borrow for major improvements. Current reviews of the enterprise funds reveal a declining fund balance in wastewater. Furthermore, completing all scheduled projects in the Capital Improvement Plan would deplete available balances in the near future in water and solid waste collection. As such, staff is recommending the following increases:
  - Water 3% operating increase and \$2.90 surcharge increase for debt service. The surcharge increase is part of the phased water rate adjustment approved in early 2017 that will pay for the completion of the new Water Purification Plant.
  - Wastewater 5% increase to be utilized toward operational costs and to pay for improvements associated with the east side lift station, gravity sewer, and sewer improvements associated with the 8<sup>th</sup> Street Linn Street to Summit Street project.

- Solid Waste 3% increase to cover increased operating cost. It is too early yet to determine the total budgetary impact of our solid waste and single stream recycling program. Adjustments may need to be made as we continue to increase the amount of recycling processed.

Adjustments will allow for maintenance and completion of capital needs in each of these areas. Furthermore, developing a fund balance that draws interest while projects are being completed increases the resources through appropriate investing.

- Various construction projects are being recommended in this year's proposed budget. The recommendation is to fulfill current obligations, maintain levels of new construction related to infrastructure needs, and continue to improve the facilities available to the public. These projects include numerous street projects listed in the Capital Improvement Plan (CIP) funded with the second penny sales tax and continued investment. While the City of Yankton is facing revenue concerns, the continued establishment and funding of the CIP is a vital component to the budget process and produces results that benefit the community now and into the future. Major construction projects forecasted in the 2018 budget include:
  - Additional Phases of West City Limits Road
  - Walnut Street Reconstruction from 2<sup>nd</sup> Street to 4<sup>th</sup> Street
  - 8<sup>th</sup> Street Linn Street to Summit Street Reconstruction
  - City owned Downtown Parking Lot Improvements
  - Downtown Streetscape Improvements
  - Pedestrian Enhancements (TAP Grant) Trail Construction from Adkins Drive to West City Limits Road running south to the soft trail system at the Dog Park.
  - Pine Street Bridge Replacement
- Various equipment purchases are also being proposed in this year's budget. Equipment purchases are recommended to increase efficiency and service levels by replacing aging equipment and upgrading technology used by the various departments. Whenever possible, equipment such as vehicles and computers are passed down through departments multiple times before they are considered surplus and taken out of the City's fleet. In 2018, significant purchases include
  - Crack Filler Machine
  - Additional City Hall Vehicle
  - Unmanned Aerial System
  - Body Worn Cameras (Police Department Grant Dependent)
- Fox Run Golf Course expenditures are increasing in response to a more aggressive schedule for maintenance requirements and equipment replacement. In the 2018 budget, projected losses for 2017 and 2018 are identified as a \$200,000 transfer from the General Fund each year. This transfer is similar to the way the General Fund transfers funds to the Summit Activities Center for ongoing operational costs.
- With assistance from the City Commission, the Dive In Yankton (DIY) Taskforce is working with Stockwell Engineers to develop a vision and cost estimate for a future aquatics facility



in Memorial Park. Once established, DIY will be approaching the City of Yankton regarding how a public-private funding partnership can be developed to make this project a reality for our community.

- An allocation has been made for playground equipment. If the Commission so desires this allocation could be utilized for general park improvements. These funds could be utilized on the parcel of land in Westbrook Estates Development that may be dedicated as a future City park. Work will depend on the timing of the dedication and availability of parks staff. Alternatively, these funds could be utilized to expand recycling program into our City parks.
- Construction of the Water Purification Plant commenced this May. With construction expected to be at least a two to two and one half years. Final completion is not expected until the end of 2019 or mid-2020.
- Yankton continues to utilize TIF as an economic development tool. To further address Yankton's housing needs, a TIF has been recently approved for development of Phase II of Westbrook Estates. This TIF will provide for the future development of 23<sup>rd</sup> Street west of West City Limits Road.
- Construction of the Eastside Lift Station is expected to be completed in 2017. The gravity sewer project running from the Chesterman Lift Station to the new Eastside Lift Station will be constructed in 2018, completing all three phases of our sewer and lift station improvement project. As we look into the future, consideration should be made to studying long range upgrades to our Wastewater Treatment Plant.
- A story map for the proposed 2018 capital improvement projects can be viewed online at [www.cityofyankton.org/CIP\\_Map](http://www.cityofyankton.org/CIP_Map).

## GENERAL FUND REVENUE

### SALES AND USE TAX

Sales and use tax are projected to grow 0% in 2018. The General Fund is projected to receive over \$5,100,000 from sales and use tax.

### PROPERTY TAX

Property Tax revenues are projected to remain constant in terms of growth. The increase is based on actual inflation (up to 3%) plus the growth increase, as defined in state formulas (actual 1% CPI + .2% stored CPI + 1.22% growth). As such, the General Fund is projected to receive \$2,596,887 in property taxes.

## UTILITY FUND REVENUES AND BALANCES

### WATER FUND

Water fund revenue is projected at \$4,103,544 in metered sales and \$2,037,617 in surcharge revenue. We are proposing revenue increases for the Water Treatment Plant #3 project, and to keep up with regular maintenance. Due to the capital projects that are in the budget for this year, the balance for the water fund is expected to decline as debt is necessary to complete the upgrades.

**Below is a breakdown of the proposed increase:**

<b>Water</b>		<b>3%</b>			
	<b>Surcharge</b>	<b>Usage / 1,000</b>	<b>Use Charge</b>	<b>Bill</b>	<b>Increase</b>
<b>Old Rate</b>	\$18.81	\$5.39	5,000 \$26.95	\$45.76	
<b>New Rate</b>	\$21.71	\$5.55	\$27.75	\$49.46	<b>\$3.70</b>

**WASTEWATER FUND**

Wastewater Fund revenues are projected at \$3,806,615 an increase from the previous year.

The chart below indicates a 5% rate increases.

**Below is a breakdown of the proposed increase:**

<b>Wastewater</b>		<b>5%</b>			
	<b>Minimum</b>	<b>Usage / 1,000</b>	<b>Use Charge</b>	<b>Bill</b>	<b>Increase</b>
<b>Old Rate</b>	\$9.23	\$5.59	<sup>5,000</sup> \$27.95	\$37.18	
<b>New Rate</b>	\$9.69	\$5.87	\$29.35	\$39.04	
					<b>\$1.86</b>

**SOLID WASTE FUND**

Solid Waste revenue for 2018 is projected at \$1,252,428.

**Below is a breakdown of the proposed increase:**

<b>Solid Waste</b>		<b>3%</b>			
	<b>Minimum</b>	<b>Usage</b>	<b>Use Charge</b>	<b>Bill</b>	<b>Increase</b>
<b>Old Rate</b>	\$20.18	N/A	N/A	\$20.18	
<b>New Rate</b>	\$20.79	N/A	N/A	\$20.79	
					<b>\$0.61</b>

**GENERAL FUND EXPENDITURES**

**GENERAL FUND**

Expenditures in the General Fund are \$14,287,342. This amount is down just over 6.7% from the total expenditures adopted in the 2017 budget. Under the budgeting to zero approach, unused revenues from the previous year are added to the available funds for the next year.

## UTILITY FUND EXPENDITURES

### WATER FUND

Water fund operating expenditures are recommended at \$2,948,617. Expenditures listed in the Capital Improvement Plan are recommended at \$17,806,000. The majority of the expenditures in the CIP are due to the construction of the Water Purification Plant.

### WASTEWATER FUND

Wastewater operating expenditures are recommended at \$2,959,404, a decrease from the previous year's budget. Capital expenditures in the wastewater fund for 2018 are recommended at \$2,893,000. As stated earlier, even with the recommended increase in rates, the fund balance will shrink.

### SOLID WASTE FUND

Solid Waste operating expenditures are recommended at \$1,046,934 and capital expenditures of \$181,000.

## PERSONNEL COMPENSATION AND BENEFITS PROPOSALS

The proposed 2018 budget includes provisions for a 1.236% base adjustment to provide the funding to continue the annual step increase for eligible employees, a practice that has been in place in past years.

With personnel issues such as this, we will make sure that we are in compliance with all respective labor laws as they relate to bargaining with the employee union, and refrain from implementing anything that would be considered a violation of the labor negotiation process.

Due to low sales tax revenue projections, no base adjustment has been budgeted. Any base adjustment change would have to be negotiated through the City's Collective Bargaining Unit.

No adjustments have been made for seasonal and part-time wages. This can be reconsidered later on in the year if sales tax supports it.

The budget also reflects an addition of two certified law enforcement officers. These positions will only be possible if we are awarded COPS (Community Orientated Policing) Grants to assist in paying for the salaries and benefits. If awarded grants for the positions, the City of Yankton will resume total financial responsibility for the costs of the officers at the end of the three year grant cycle. Adding the positions would ensure all four of our police squads are adequately staffed and may also allow for a fulltime hire of a School Resource Officer in the future. The grant terms require the City to fund the position for at least one year after the grant period.

A health care increase of 0% is budgeted. As you may recall, staff was directed to work toward a cost-neutral solution for our employee health benefit. Due to the volatility of health insurance markets, the current health plan may be impacted. At the time this budget was presented; we do

not have renewal rates for 2018 from our existing provider or quotes from other providers for similar health care plans.

To continue to provide this important benefit, yet maintain fiscal stability within the organization, the proposed budget recommends implementing a plan that is consistent with the City paying 100% of the costs for a single plan and splitting the costs with the employees for dependent care plans. Any changes in the health insurance benefit will need to be negotiated through the City's Collective Bargaining Unit.

### **CONCLUSION**

The proposed budget was developed and is recommended as an appropriate use of the resources available to the City. Rising costs and increased demands exceed increases in revenue and stress the resources the City has to draw from. However, the development of this budget demonstrates the desire to fulfill our mission to the best of our ability and to be good stewards of public money.

Forecasting into the future, it is important to be aware of potential fluctuations in agriculture and in our national and local economies to determine how they may impact the resources available to the City. While we may not experience a lot of growth in sales tax in the upcoming year, I do believe long term we will continue a trend of moderate growth in sales tax and population. It is important to continue to invest in the community in a fashion that will allow the City to continue to establish itself as a desirable location. We must invest in ourselves by providing high quality services, maintaining and expanding our infrastructure, and working toward our quality of life goals. The more we improve our community the better positioned we are for growth and the better equipped we are to provide necessities and amenities. At the same time, however, we should be cognizant about the fundamental role of government, essential services, and the limitations of our resources.

I submit this year's budget with excitement for Yankton's future, and cautious optimism regarding our financial forecast. I would like to thank the City Commission for their leadership in providing input and direction throughout this budget process. I would like to acknowledge the efforts of the whole Management Team. Each Department Head has made concessions in this year's budget to help meet the goals of the City as a whole. I would like to especially thank Duane Johnson and Al Viereck who have worked tirelessly to assist in preparing this budget for Commission review. This document is truly a team effort and both of these gentlemen have been vital in developing this proposal. I would also like to thank the City staff as a whole as they continue to implement our budget with an ideology of stewardship and responsibility. On behalf of the Management Team and City Staff, I submit to you my 2018 Budget for your consideration.

Respectfully,



Amy Nelson  
City Manager

**CITY OF YANKTON**  
**PROPOSED 2018 BUDGET**  
**Property Valuations & Mill Rate 1984-2017**

Year Appraised	Real	Utilities	Total	Dollar Change	Percent Change	City Mill Rate	
						\$ per M	Year Collected
1984	\$87,288,475	\$5,358,689	\$92,647,164	\$770,392	0.84%	7.66	1985
1985	\$88,207,887	\$5,537,357	\$93,745,244	\$1,098,080	1.19%	8.31	1986
1986	\$91,294,969	\$5,461,565	\$96,756,534	\$3,011,290	3.21%	8.43	1987
1987	\$92,462,000	\$5,429,093	\$97,891,093	\$1,134,559	1.17%	8.42	1988
1988	\$94,644,748	\$5,671,208	\$100,315,956	\$2,424,863	2.48%	8.51	1989
1989	\$192,437,666	\$13,130,433	\$205,568,099	\$105,252,143	104.92%	4.21	1990
1990	\$197,507,417	\$13,419,038	\$210,926,455	\$5,358,356	2.61%	4.20	1991
1991	\$260,014,829	\$10,676,335	\$270,691,164	\$59,764,709	28.33%	3.44	1992
1992	\$279,966,735	\$11,019,659	\$290,986,394	\$20,295,230	7.50%	3.42	1993
1993	\$301,183,271	\$11,718,889	\$312,902,160	\$21,915,766	7.53%	3.42	1994
1994	\$310,852,204	\$12,117,292	\$322,969,496	\$10,067,336	3.22%	2.89	1995
1995	\$306,421,285	\$12,917,642	\$319,338,927	(\$3,630,569)	-1.12%	2.76	1996
1996	\$321,228,758	\$14,469,427	\$335,698,185	\$16,359,258	5.12%	3.02	1997
1997	\$313,556,472	\$14,138,024	\$327,694,496	(\$8,003,689)	-2.38%	3.27	1998
1998	\$327,060,432	\$14,533,733	\$341,594,165	\$13,899,669	4.24%	3.26	1999
1999	\$364,893,860	\$15,694,761	\$380,588,621	\$38,994,456	11.42%	3.16	2000
2000	\$386,593,089	\$15,972,819	\$402,565,908	\$21,977,287	5.77%	3.13	2001
2001	\$374,030,545	\$16,757,990	\$390,788,535	(\$11,777,373)	-2.93%	3.22	2002
2002	\$393,290,557	\$17,104,726	\$410,395,283	\$19,606,748	5.02%	3.28	2003
2003	\$406,530,569	\$17,267,704	\$423,798,273	\$13,402,990	3.27%	3.30	2004
2004	\$426,336,173	\$17,267,704	\$443,802,128	\$20,003,855	4.72%	3.29	2005
2005	\$439,045,063	\$14,999,059	\$454,044,122	\$10,241,994	2.31%	3.26	2006
2006	\$451,460,316	\$15,332,732	\$466,793,048	\$12,748,926	2.81%	3.33	2007
2007	\$507,568,187	\$15,332,733	\$522,900,920	\$56,107,872	12.02%	3.31	2008
2008	\$592,113,910	\$13,669,173	\$605,783,083	\$82,882,163	15.85%	3.20	2009
2009	\$622,528,251	\$13,669,173	\$636,197,424	\$30,414,341	5.02%	3.21	2010
2010	\$651,333,709	\$13,669,173	\$665,002,882	\$28,805,458	4.53%	3.15	2011
2011	\$724,224,400	\$13,669,173	\$737,893,573	\$72,890,691	10.96%	3.27	2012
2012	\$758,759,993	\$12,311,448	\$771,071,441	\$33,177,868	4.50%	3.44	2013
2013	\$770,665,741	\$12,311,448	\$782,977,189	\$11,905,748	1.54%	3.38	2014
2014	\$819,643,492	\$12,311,448	\$831,954,940	\$48,977,751	6.26%	3.27	2015
2015	\$863,570,255	\$13,467,629	\$877,037,884	\$45,082,944	5.42%	3.27	2016
2016	\$899,723,731	\$13,467,629	\$913,191,360	\$36,153,476	4.12%	3.36	2017
2016	\$935,463,591	\$13,467,629	\$948,931,220	\$35,739,860	3.91%	3.31	2018

**Notes:**

The 1984-1988 valuation reflects 50% of full and true value as set by the Yankton County Board of Equalization.

The 1989 valuation reflects 100% of full and true values as required by State Law.

The 1991 valuation represents a mass reappraisal.

The 1996 valuation reflects 91.7% for owner-occupied and 88.3% for ag.

The 1997 valuation reflects 85% for both ag and owner-occupied.

The 1998 valuation reflects 86% for owner-occupied and 88% for ag.

The 1999 valuation reflects 94.3% for ag and 89.4% for owner-occupied.

The 2000 valuation reflects 98.2% for ag and 89.6% for owner-occupied.

The 2001 valuation reflects 91% for ag and 87.9% for owner-occupied.

The 2002 valuation reflects 92.6% for ag and 89.7% for owner-occupied.

The 2003 valuation reflects 96.6% for ag and 89.8% for owner-occupied.

The 2004 valuation reflects 91.8% for ag and 92.7% for owner-occupied.

The 2005 valuation reflects 88.5% for ag and 92.0% for owner-occupied.

The 2006 valuation reflects 89.1% for ag and 91.7% for owner-occupied.

The 2007 valuation reflects 99.1% for ag and 91.7% for owner-occupied.

The 2008 valuation reflects 93.6% for ag and 90.8% for owner-occupied.

The 2009 valuation reflects 85% for ag and 88.6% for owner-occupied.

The 2010 valuation reflects 84.8% for ag and 92.6% for owner-occupied.

The 2011 valuation reflects 84.8% for ag and 93.7% for owner-occupied.

The 2012 valuation reflects 85.0% for ag and 98.9% for owner-occupied.

The 2013 valuation reflects 85.0% for ag and 90.4% for owner-occupied.

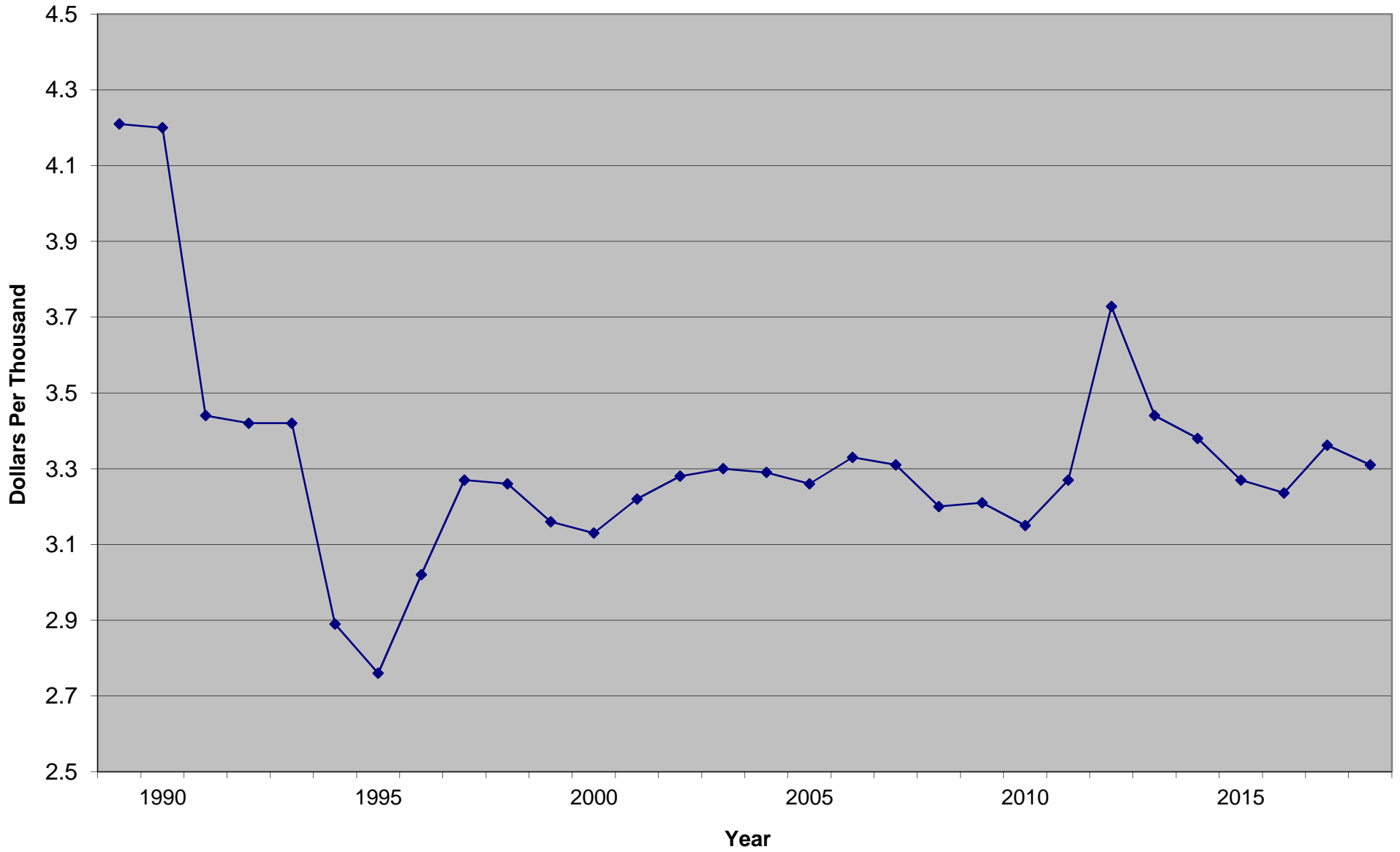
The 2014 valuation reflects 85.0% for ag and 92.5% for owner-occupied.

The 2015 valuation reflects 85.0% for ag and 92.3% for owner-occupied.

The 2016 valuation reflects 85.0% for ag and 93.6% for owner-occupied.

The 2017 valuation reflects 85.0% for ag and 92.5% for owner-occupied.

### 2018 Proposed Budget Mill Levy Trend



**CITY OF YANKTON**  
**PROPOSED 2018 BUDGET**  
**City Property Tax Comparison**

Retail Home Value	Amount of City 2016 Tax Levy 3.36 MILLS	Amount of City 2017 Tax Levy 3.31 MILLS	Change in Property Tax
\$45,000	\$141.52	\$137.78	(\$3.74)
\$50,000	\$157.25	\$153.09	(\$4.16)
\$55,000	\$172.97	\$168.40	(\$4.58)
\$60,000	\$188.70	\$183.71	(\$4.99)
\$70,000	\$220.15	\$214.32	(\$5.82)
\$75,000	\$235.87	\$229.63	(\$6.24)
\$80,000	\$251.60	\$244.94	(\$6.66)
\$85,000	\$267.32	\$260.25	(\$7.07)
\$90,000	\$283.05	\$275.56	(\$7.49)
\$95,000	\$298.77	\$290.87	(\$7.90)
\$100,000	\$314.50	\$306.18	(\$8.32)

NOTE:           2016 Valuations reflected at:   93.6%  
                      2017 Valuations reflected at:   92.5%



# CITY OF YANKTON

## Proposed 2018 Budget Capital Budget Summary

Fund	Description	New	Replacement	Capital	Total
<b>GENERAL (101)</b>					
<b>City Manager's Office</b>					
102 350	Office Furniture/Equipment		\$1,000		<b>\$1,000</b>
<b>Finance</b>					
104 350	Office Furniture/Equipment		\$1,000		<b>\$1,000</b>
<b>Information Services</b>					
105 350	Server & Computer Equipment		\$30,000		
105 350	Office Furniture & Equipment		\$1,000		
105 350	Plotter / Printer Replacement		\$2,000		
105 350	Technology Equipment		\$1,000		
105 350	Unmaned Aerial System	\$2,000			
105 350	General Use Fleet Vehicle	\$33,000			
105 350	Software Upgrade / Maintenance		\$3,000		
					<b>\$72,000</b>
<b>Community Development</b>					
106 350	Office Furniture/Equipment		\$1,000		
			\$0		
					<b>\$1,000</b>
<b>Police</b>					
111 350	Range Upgrade		\$3,000		
111 350	Vehicle Replacements		\$82,000		
111 350	Protective Vests		\$7,000		
111 350	K-9 Dog Unit		\$2,000		
111 350	Special Response Team Equipment		\$6,000		
111 350	Tasers		\$4,500		
111 350	Video Camera and Recorder-Patrol Cars		\$10,000		
111 350	Radios		\$1,000		
111 350	Portable Radios		\$6,000		
111 350	In Car Computers		\$5,000		
111 350	Radar		\$7,500		
111 350	Furniture		\$2,500		
111 350	Detective Equipment		\$4,000		
111 350	Cameras		\$900		
111 350	Interview Room Equipment		\$4,500		
111 350	Body Cameras	\$35,000			
					<b>\$180,900</b>
<b>Animal Control</b>					
113 350	Shelter Renovation		\$0		
					<b>\$0</b>
<b>Fire</b>					
114 350	Cyclical Replacement Personal Protective Equipment		\$20,000		
114 350	Cyclical Replacement of Fire Hose/Nozzles		\$2,500		
114 350	Fire Grant Equipment (95/5)		\$300,000		
114 350	Additional Heat - Station #2 Apparatus Bay		\$3,500		
114 411	Interest Debt Service		\$71,780		
114 431	Other Debt Service		\$1,425		
114 441	Debt Service Principal		\$115,000		
					<b>\$514,205</b>

# CITY OF YANKTON

## Proposed 2018 Budget Capital Budget Summary

Fund	Description	New	Replacement	Capital	Total
<b>Engineering and Inspection</b>					
122 350	Furniture & Office Equipment		\$3,500		<b>\$3,500</b>
<b>Streets</b>					
123 320	Active Transportation Plan Projects	\$85,000			
123 350	Replace Trucks		\$140,000		
123 350	Asphalt Crack Router		\$18,000		
123 350	Joint/Crack Filler		\$55,000		
123 350	Traffic Control	\$25,000			
123 350	Traffic Control Trailer	\$8,000			
123 350	Air Compressor		\$20,000		
123 350	Cutoff Saw		\$5,000		
123 350	Paint Equipment		\$15,000		
					<b>\$371,000</b>
<b>Snow &amp; Ice</b>					
124 350	Slip-In Stainless Steel Sander		\$25,000		
					<b>\$25,000</b>
<b>City Hall</b>					
125 301	Carpet / Floor Replacement		\$1,500		
125 301	Roof Maintenance		\$5,000		
125 350	Lawn Care Equipment and Landscaping		\$1,000		
					<b>\$7,500</b>
<b>Traffic Control</b>					
126 350	New Street Lights / Detector Loops & Circuits		\$5,000		
126 350	School Crossings		\$3,000		
126 350	Street Lighting Replacement		\$12,000		
126 350	Signal System Upgrades/Replacement		\$25,000		
					<b>\$45,000</b>
<b>Chan Gurney Airport</b>					
127 301	Barrel Hanger Maintenance		\$76,000		
127 301	Pavement Repair		\$5,000		
127 301	Electrical Lighting & Ceiling Tile Replacement		\$5,000		
127 301	Roof Maintenance		\$5,000		
127 301	Signage & Runway Appurtenances		\$5,000		
127 350	Terminal Building and Fuel Equipment		\$1,000		
127 350	Vehicle		\$35,000		
					<b>\$132,000</b>
<b>Senior Citizens Center</b>					
141 301	Concrete Replacement		\$1,000		
141 301	Window Replacement		\$1,000		
141 301	Ceiling Tile		\$300		
141 301	Landscaping		\$1,000		
141 301	Hot Water Heater		\$1,500		
141 301	Parking Lot Maintenance		\$5,000		
141 350	Tables & Chairs		\$1,000		
					<b>\$10,800</b>
<b>Library</b>					
142 340	New Books		\$53,000		
142 342	Audio Visual Materials		\$13,500		
142 301	Library Roof		\$2,000		
142 301	South Doors		\$20,000		
142 350	Staff Chairs / Office Furniture		\$1,000		
					<b>\$89,500</b>

# CITY OF YANKTON

## Proposed 2018 Budget Capital Budget Summary

Fund	Description	New	Replacement	Capital	Total
<b>Parks and Recreation (201)</b>					
201 301	Landscaping		\$7,000		
201 350	Playground Equipment		\$50,000		
201 350	Shop Equipment		\$1,000		
201 350	Lawn Care Equipment		\$3,000		
201 350	Park Furniture		\$6,000		
					<b>\$67,000</b>
<b>Memorial Park Pool (202)</b>					
202 350	Furniture Replacement		\$2,000		
					<b>\$2,000</b>
<b>High School/Summit Activities Center (203)</b>					
203 350	Fitness Equipment (50s/50c)		\$15,000		
					<b>\$15,000</b>
<b>Marne Creek (204)</b>					
204 310	Land Acquisition		\$30,000		
204 320	Maintenance Trail Construction		\$20,000		
204 320	Bank Stabilization		\$10,000		
204 321	Directional Signage		\$7,000		
204 350	Trail Amenities - Benches, Trash Can Holders		\$2,000		
204 350	Lawn Care Equipment		\$1,000		
					<b>\$70,000</b>
<b>Bridge and Street (207)</b>					
221 223	Paint Bridges & Repair		\$20,000		
221 301	Road Materials		\$50,000		
221 391	Pine Street Bridge Replacement		\$1,412,321		
221 392	Pine Street Bridge Historic Marker		\$15,000		
					<b>\$1,497,321</b>
<b>911 / Dispatch (208)</b>					
208 350	Computer Equipment		\$20,000		
					<b>\$20,000</b>
<b>Airport Capital (502)</b>					
511 391	Construct Runway Rehab (5% City / 5% State)		\$125,000		
511 394	Reconstruct Apron (5% City / 5% State)		\$750,000		
					<b>\$875,000</b>
<b>Parks &amp; Recreation Capital (503)</b>					
541 325	Tennis Court Resurfacing		\$25,000		
549 321	Park Signs		\$5,000		
549 361	Christmas Garland & Bows - 20 poles		\$10,000		
549 361	Summer Welcome Banners		\$10,000		
					<b>\$50,000</b>
<b>Special Assessment Projects (504)</b>					
581 397	Alley		\$100,000		
					<b>\$100,000</b>

# CITY OF YANKTON

## Proposed 2018 Budget Capital Budget Summary

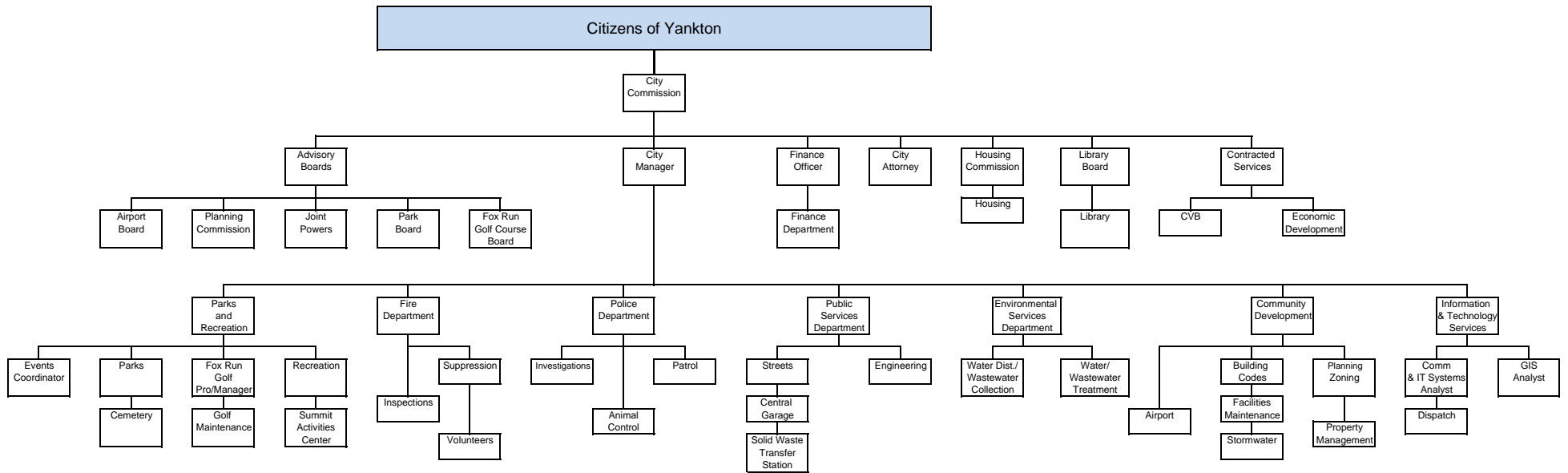
Fund	Description	New	Replacement	Capital	Total
<b>SPECIAL CAPITAL IMPROVEMENT (506)</b>					
<b>Summit Activities Center Building Construction (SAC) (571)</b>					
571 350	Misc Repairs (100c)		\$15,000		
571 301	Painting inside of Facility (85s/15c)		\$90,000		
571 350	Pool Deck Furniture (11s/89c)		\$1,000		
571 301	SS doors & Frames into Aquatics Area (11s/89c)		\$25,000		
571 350	SAC Volleyball Standards (50s/50c)		\$5,800		
571 301	SAC Tennis Court Re-Surfacing (60s/40c)		\$50,000		
571 301	Landscaping (60s/40c)		\$1,000		
571 301	Restripe Parking Lots (60s/40c)		\$7,500		
571 301	Gym Floors (85s/15c)		\$12,000		
571 301	Rigging Theater Inspection (97s/3c)		\$4,500		
					<b>\$211,800</b>
<b>Street Reconstruction (506)</b>					
572 202	Professional Services / Payment to YAPG		\$336,877		
572 374	8th St, Linn to Summit		\$1,743,000		
572 376	Open Asphalt		\$550,000		
572 379	31st Pedestrian Enhancements (Pases 1,2 & 3)		\$1,452,648		
572 381	Walnut 2nd to 4th		\$1,000,000		
572 382	8th St, Linn to Summit Electrical		\$350,000		
572 383	Sidewalk Improvements		\$40,000		
572 386	WCLR, 11th St to 15th St		\$547,400		
572 387	WCLR, Railroad Crossing		\$65,000		
572 390	Street Construction / ADA		\$80,000		
572 392	8th St, Linn to Summit Westside Dr W & WW Loop		\$77,000		
572 393	26th St, Douglas to Mulberry		\$285,000		
574 362	Peyton Lane		\$490,000		
574 373	Permanent Pavement Markings & Reflective Signage		\$80,000		
574 381	Downtown Alleys & City Parking Lots		\$150,000		
572 389	Downtown Improvements		\$0		
572 610	Transfer to General Fund GIS		\$19,346		
572 626	Transfer to Bridge & Street		\$621,018		
572.656	Loan to Special Assessment Projects - Non City		\$100,000		
					<b>\$7,987,289</b>
<b>Storm Sewer (506)</b>					
573 623	Transfer to Marne Creek		\$60,000		
573 390	Storm Sewer Construction		\$15,000		
573.391	Trail & Drainage Improvements		\$25,000		
					<b>\$100,000</b>
<b>Water Utilities (602)</b>					
602 301	Pressure Reducing Valves		\$30,000		
602 326	Treatment Plant Improvements		\$17,000,000		
602 329	Walnut Street, 2nd to 4th		\$125,000		
602 330	8th Street, Linn to Summit		\$342,000		
602 331	8th St, Linn to Summit Westside Dr W & WW Loop		\$75,000		
602 332	Radio Cntrls to W Tower/Westside Park Booster		\$60,000		
602 333	Chamber Concrete - Collector Well		\$63,000		
602 350	Pipe Locator		\$6,000		
602 350	Curb Stop Locator		\$1,000		
602 350	Pickup Trucks		\$29,000		
602 390	Reserve for Future Improvements		\$75,000		
					<b>\$17,806,000</b>

# CITY OF YANKTON

## Proposed 2018 Budget Capital Budget Summary

Fund	Description	New	Replacement	Capital	Total
<b>Wastewater (611)</b>					
611 301	Manhole Repair		\$25,000		
611 301	HSC Station Removed		\$50,000		
611 328	Lift Station Gravity Sewer	\$2,200,000			
611 330	8th Street, Linn to Summit		\$426,000		
611 331	8th St, Linn to Summit Westside Dr W & WW Loop		\$69,000		
611 350	Replace Lab Equipment		\$7,000		
611 350	Replace Vehicle		\$29,000		
611 350	Skid Loader		\$45,000		
611 350	Lab Water Still		\$7,000		
611 390	Reserve for Future Improvements		\$35,000		
					<b>\$2,893,000</b>
<b>Cemetery (621)</b>					
621 301	Landscaping		\$1,000		
621 301	Repurchase Cemetery Lots		\$500		
621 301	Repair old Headstones		\$1,000		
					<b>\$2,500</b>
<b>Solid Waste (631)</b>					
631 350	Roll Carts		\$10,000		
631 350	Compactor Truck		\$165,000		
631 350	Recondition Compost Turner		\$6,000		
					<b>\$181,000</b>
<b>Solid Waste Disposal and Recycling (Joint Powers) (637)</b>					
637 350	Transfer Trailer		\$80,000		
637 350	Replace Skid Loader		\$50,000		
637 390	Rubble Trench		\$25,000		
637 390	Rubble Trench Survey & Permit		\$9,000		
638 350	Pavement Additions & Replacement		\$10,000		
638 350	Overhead Door Replacement		\$11,000		
638 350	Dump Floor Rehabilitation		\$30,000		
638 441	Building Debt Service (\$352,680@3%-20 Years)		\$24,021		
					<b>\$239,021</b>
<b>Golf Course (641)</b>					
641 350	Restroom Partitions		\$5,000		
641 350	Replace Concrete Around Cart Sheds		\$10,000		
641 350	Concrete Cart Paths		\$10,000		
641 350	TCE - Triplex Greens Mowers (2)		\$27,000		
641 350	TCE - Utility Carts (5)		\$30,000		
					<b>\$82,000</b>
<b>Central Garage (801)</b>					
801 350	Fixtures, Tools, Equipment Storage		\$20,000		
801 350	Building Rehabilitation		\$15,000		
					<b>\$35,000</b>
<b>TOTALS</b>		<b>\$2,388,000</b>	<b>\$31,300,336</b>		<b>\$33,688,336</b>

# Organization Structure for the City of Yankton



# City of Yankton

## Proposed 2018 Budget Budgeted Positions

Department Name	2017 Regular Full-time	2017 Regular Part-time	2018 Regular Full-time	2018 Regular & Appointed Part-time
<b>City Commission</b>				
Mayor		1		1
Commissioners		8		8
<b>City Manager</b>				
Administrative Assistant	1		1	
HR Coordinator	1		1	
<b>Information Services</b>				
Info & Tech Services Director	1		1	
Comm & IT System Analyst	1		1	
GIS Analyst	1		1	
<b>Comm. &amp; Econ Developmnt</b>				
Comm & Econ Develop. Dir	1		1	
Building Official	1		1	
Building Inspector/Eng Tech	1		1	
Rsrch Sp. & Code Enf Off	1		1	
Comm & Econ Dev Assistant	1		1	
Airport Supervisor	1		1	
<b>City Attorney</b>				
Attorney		1		1
<b>Finance Office</b>				
Finance Officer	1		1	
Deputy Finance Officer	1		1	
Computer Operator	1		1	
Accounting Clerks	3		3	
Utilities Cust. Serv. Clerk	1		1	
Municipal Records Clerk	1		1	
<b>Police</b>				
Chief of Police	1		1	
Lieutenant	2		2	
Sergeants	4		4	
Corporals	1		1	
Detectives	3		3	
Police Officers	15		16	
School Resource Officer		1	1	1
Office Specialist	1		1	
Police Records Clerk	1		1	

Department Name	2017 Regular Full-time	2017 Regular Part-time	2018 Regular Full-time	2018 Regular & Appointed Part-time
<b>911 Dispatch</b>				
Communications Supervisor	1		1	
Communications Specialist	0		0	
Dispatchers	8		8	
<b>Animal Control</b>				
Animal Control Officer	1		1	
<b>Public Works Administration</b>				
Director of Public Works	1		1	
Office Specialist	0.17		0.17	
Housing Authority	2		2	
<b>Public Works Engineering</b>				
Civil Engineer	1		1	
Sr. Engineering Tech	2		2	
<b>CD Government Buildings</b>				
Bldg Mnt/Custodial Sup	0.75		0.75	
Custodians	1		1	
<b>PW Streets</b>				
PW Manager	1		1	
PW Manager Assistant	1		1	
Sr. Equipment Operator	6		6	
Equipment Operator	4		4	
Lead Sr. Equipment Oper	1		1	
Office Specialist	0.17		0.17	
<b>PW Traffic Control</b>				
Airport Mnt/Signal Tech	0.5		0.5	
<b>CD Gurney Airport</b>				
Airport Mnt/Signal Tech	0.5		0.5	
<b>Community Library</b>				
Library Director	1		1	
Assistant Library Director	1		1	
Librarian	1		1	
Sr. Library Assistant	1		1	
Library Assistant	2	0.85	2	0.85
Bldg Mnt/Custodial Sup	0.25		0.25	
Library Custodian		0.75		0.75

# City of Yankton

## Proposed 2018 Budget Budgeted Positions

Department Name      2017 Regular    2017 Regular    2018 Regular      2018 Regular &  
Full-time            Part-time           Full-time            Appointed Part-time

Department Name      2017 Regular    2017 Regular    2018 Regular      2018 Regular &  
Full-time            Part-time           Full-time            Appointed Part-time

Department Name	2017 Regular Full-time	2017 Regular Part-time	2018 Regular Full-time	2018 Regular & Appointed Part-time
<b>Fire Department</b>				
Fire Chief	1		1	
Fire Marshal	1		1	
<b>Parks, Recreation &amp; City Events</b>				
Prk, Rec, & Events Director	1		1	
Parks & Grounds Super	1		1	
Secretary	1		1	
Sr. Grounds Mntc Wrkr	1		1	
Grounds Mntc Wrkr	4		4	
Urban Forestry Specialist	1		1	
Events Coordinator	1		1	
<b>Marne Creek</b>				
Sr. Grounds Mntc Wrkr	1		1	
<b>Summit Activities Ctr</b>				
Recreation Superintendent	1		1	
Recreation Coordinator	1		1	
Office Specialist	1		1	
Receptionist	1		1	
<b>Golf Course</b>				
Golf Pro/Manager	0		0	
Golf Operations Manager	1		1	
Golf Operations Ass. Mngr	1		1	
Golf Course Superintendent	1		1	
Assistant Grounds Mnt.	1		1	
<b>Water</b>				
Utilities Director	0.5		0.5	
Wtr Distr/WW Collec Super	1		1	
Water Plant Superintendent	1		1	
Water Plant Supervisor	1		1	
Sr. Water Plant Operators	3		3	
Water Meter Technician	1		1	
Utilities Mntc Wrkr	1		1	
Water Plant Operator	1		1	

<b>Wastewater</b>				
Utilities Director	0.5		0.5	
WW Plant Superintendent	1		1	
WW Plant Supervisor	1		1	
Sr WW Plant Operator	1		1	
WW Plant Operator	2		2	
Sr WW Lab Technician	1		1	
Lead Sr Equipment Operator	1		1	
Utilities Mntc Worker	2		2	
WW Lab Tech/Plant Oper	0		0	
<b>Cemetery</b>				
Sr. Grounds Mntc Wrkr	1		1	
<b>Solid Waste</b>				
Sr. Sanitation Truck Oper	2.75		2.75	
Sanitation Truck Operator	3.25		3.25	
<b>Jt Pwrs/Trans Station</b>				
Office Specialist	1.66		1.66	
Transfer Station Superintenden	1		1	
Transfer Station Truck Oper	1		1	
Transfer Station Attendant	2		2	
Sr. Sanitation Truck Oper	0.25		0.25	
Sanitation Truck Operator	0.75		0.75	
<b>Recycling</b>				
Transfer Station Attendant	0		0	
<b>Central Garage</b>				
Fleet Supervisor	1		1	
Fleet Mechanic	1		1	

<b>TOTAL</b>	<b>142</b>	<b>12.6</b>	<b>144</b>	<b>12.6</b>
--------------	------------	-------------	------------	-------------



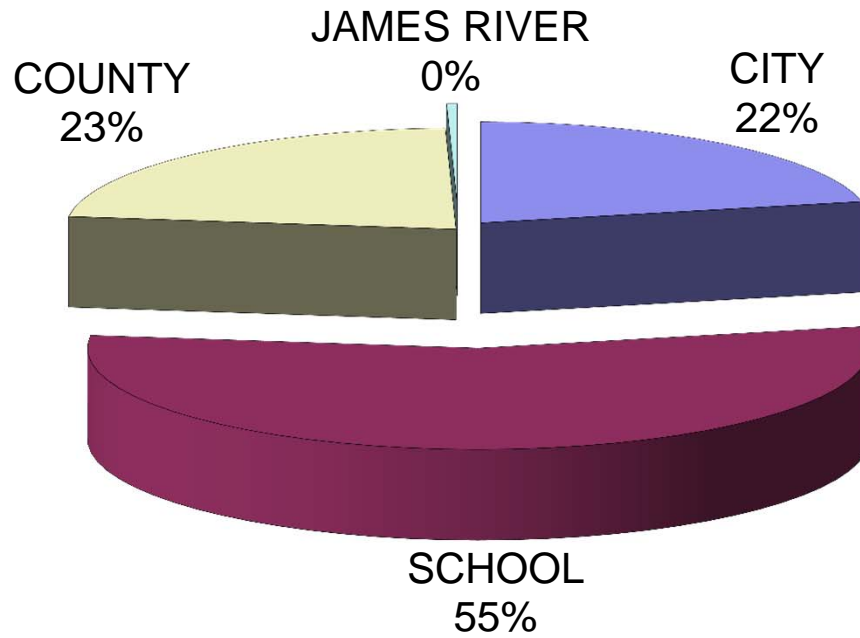
# CITY OF YANKTON

## 2018 BUDGET OVERVIEW

### FUNDS

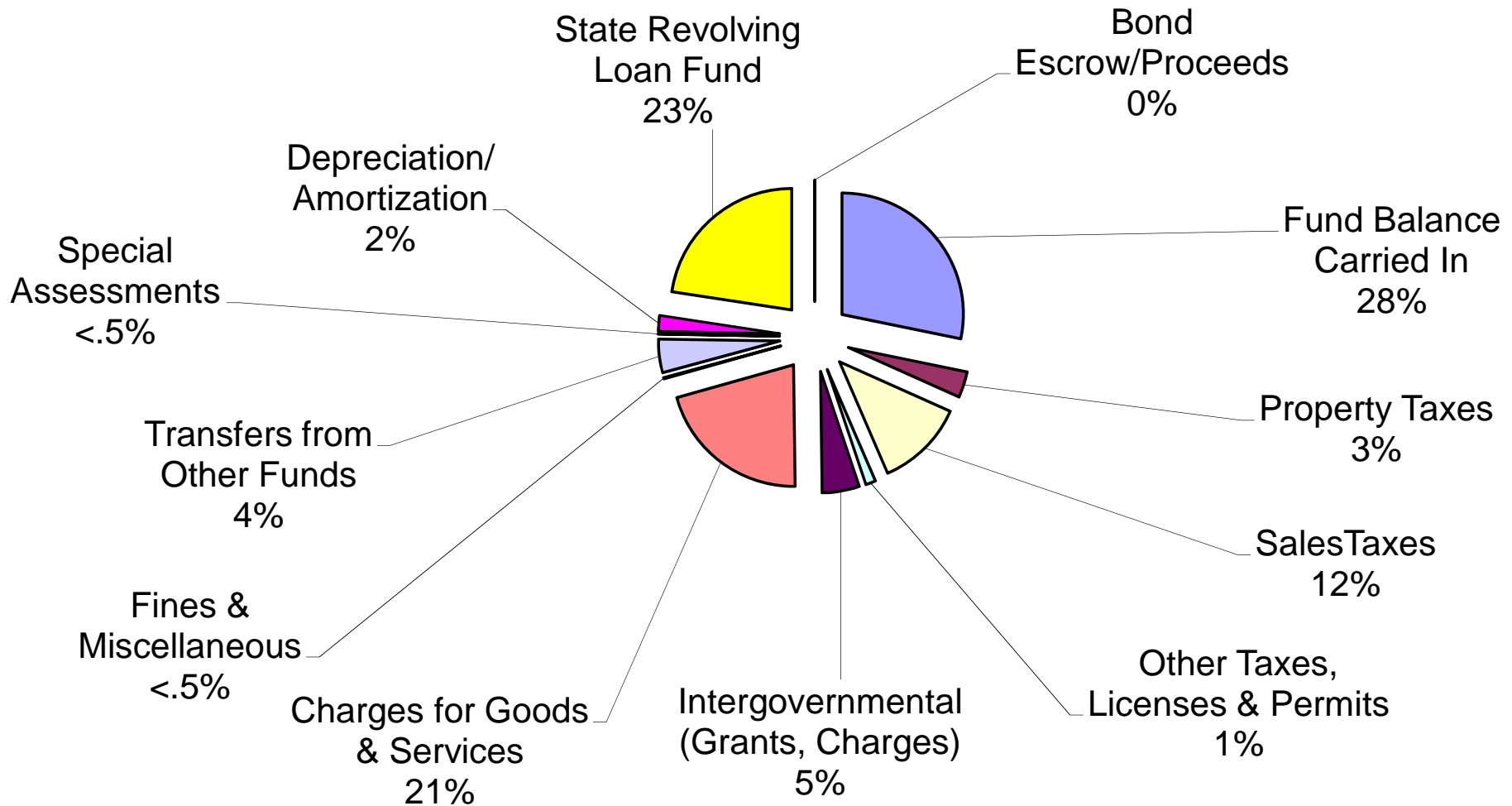
Revenue Sources	General	Special Revenue	Capital Projects	Enterprise, Water, Wastewater, Solid Waste, Golf	Internal Service	Total
Fund Balance Carried In	\$2,293,927	\$1,019,459	\$5,226,561	\$14,167,599	\$400,116	\$23,107,661
Property Taxes	\$2,616,937	\$0	\$218,247	\$0	\$0	\$2,835,184
Sales Taxes	\$5,132,933	\$624,436	\$3,918,403	\$0	\$0	\$9,675,772
Other Taxes, Licenses & Permits	\$949,907	\$140,000	\$0	\$0	\$0	\$1,089,907
Intergovernmental (Grants, Charges)	\$799,255	\$1,020,195	\$2,253,078	\$0	\$0	\$4,072,528
Charges for Goods & Services	\$2,212,122	\$540,080	\$0	\$13,450,204	\$854,829	\$17,057,235
Fines & Miscellaneous	\$44,500	\$28,835	\$25,000	\$33,150	\$0	\$131,485
Transfers from Other Funds	\$237,761	\$3,180,772	\$145,591	\$74,144	\$0	\$3,638,268
Special Assessments	\$0	\$44,600	\$0	\$0	\$0	\$44,600
Depreciation/Amortization	\$0	\$0	\$0	\$1,724,447	\$0	\$1,724,447
State Revolving Loan Fund	\$0	\$0	\$0	\$18,500,000	\$0	\$18,500,000
Bond Escrow/Proceeds	\$0	\$0	\$0	\$0	\$0	\$0
<b>Total Revenue Sources</b>	<b>\$14,287,342</b>	<b>\$6,598,377</b>	<b>\$11,786,880</b>	<b>\$47,949,544</b>	<b>\$1,254,945</b>	<b>\$81,877,087</b>
<b>Expenditures Uses by Type</b>						
Personnel Services	\$7,007,905	\$1,989,114	\$0	\$2,652,933	\$144,711	\$11,794,663
Operating Expenses	\$3,040,684	\$1,950,080	\$414,843	\$6,550,383	\$675,118	\$12,631,108
Capital Expenditures	\$1,454,405	\$1,651,321	\$8,114,923	\$21,252,476	\$35,000	\$32,508,125
Bond Principal Payments	\$0	\$0	\$0	\$2,880,294	\$0	\$2,880,294
Transfers to Other Funds	\$2,784,348	\$47,520	\$934,954	\$142,097	\$0	\$3,908,919
<b>Total Expenditure Uses--Type</b>	<b>\$14,287,342</b>	<b>\$5,638,035</b>	<b>\$9,464,720</b>	<b>\$33,478,183</b>	<b>\$854,829</b>	<b>\$63,723,109</b>
<b>Expenditures Uses by Function</b>						
Public Works (Streets, Engineering, Airport)	\$4,027,066	\$1,497,321	\$8,321,925	\$0	\$854,829	\$14,701,141
General Government (Manager, Finance, Community Development, MIS, Attorney, Commission)	\$2,164,098	\$0	\$0	\$0	\$0	\$2,164,098
Public Safety (Police, Fire, 911 / Dispatch)	\$4,103,888	\$798,516	\$0	\$0	\$0	\$4,902,404
Culture/Recreation (Library, Parks, SAC, Golf)	\$777,878	\$2,424,839	\$129,875	\$978,771	\$0	\$4,311,363
Utilities (Water, Wastewater, Solid Waste)	\$0	\$0	\$0	\$32,357,315	\$0	\$32,357,315
Other (Special Approp., Transfers, Contingencies)	\$3,214,412	\$917,359	\$1,012,920	\$142,097	\$0	\$5,286,788
<b>Total Expenditure Uses--Function</b>	<b>\$14,287,342</b>	<b>\$5,638,035</b>	<b>\$9,464,720</b>	<b>\$33,478,183</b>	<b>\$854,829</b>	<b>\$63,723,109</b>

# 2018 Proposed Budget Mill Levy 2017 Payable in 2018



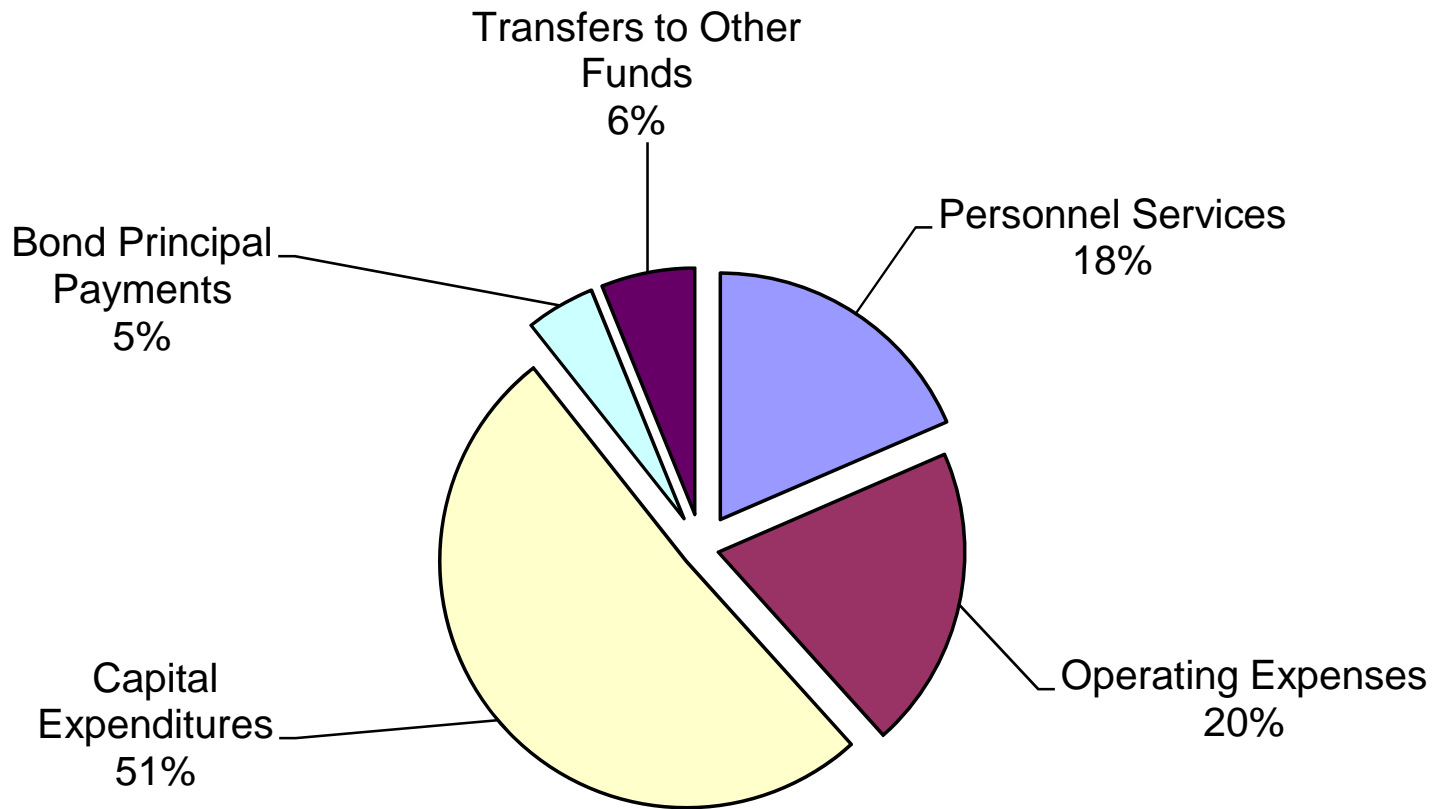
# 2018 PROPOSED BUDGET

## Revenues by Sources



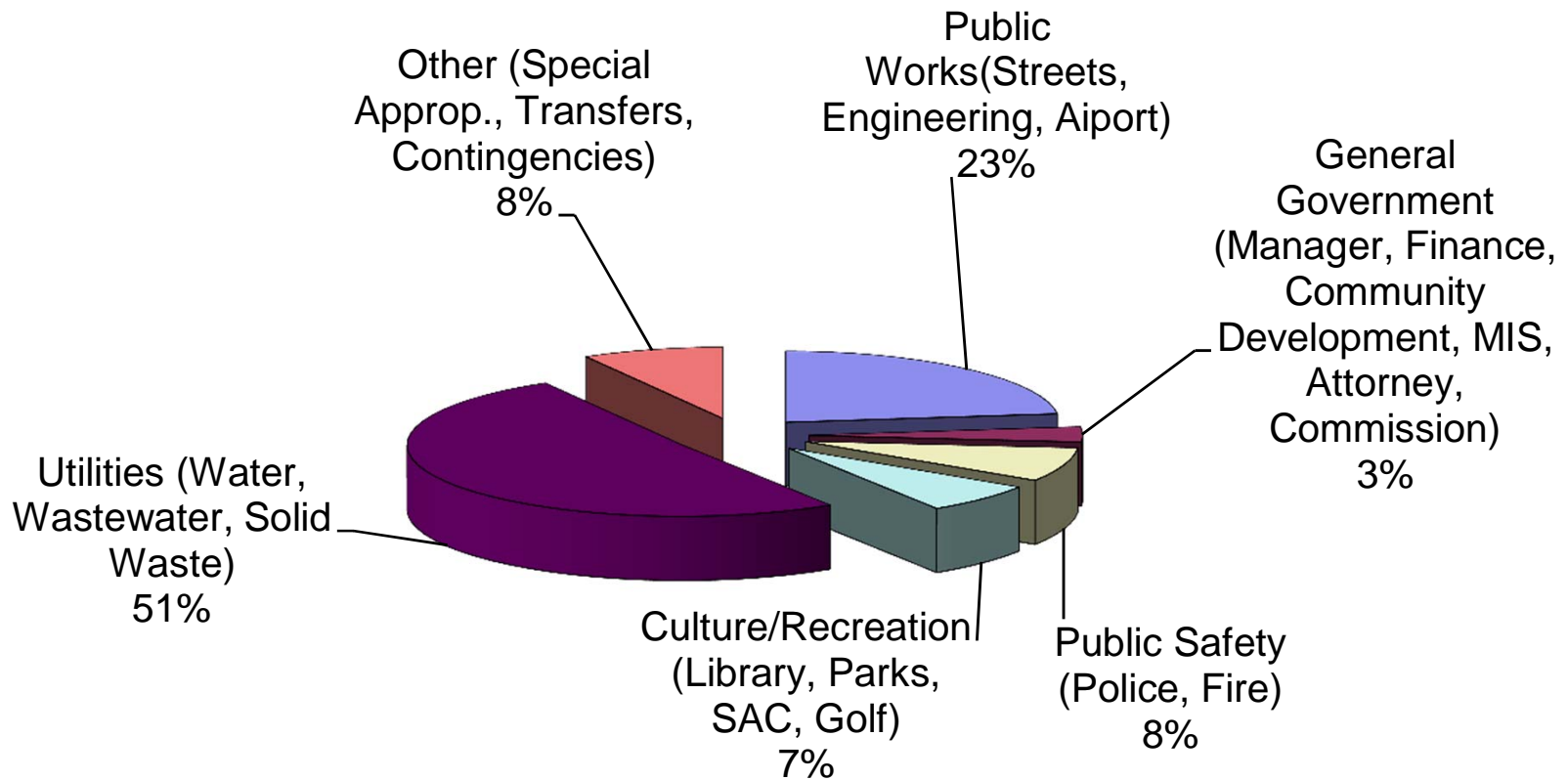
# 2018 PROPOSED BUDGET

## Expenditures by Type



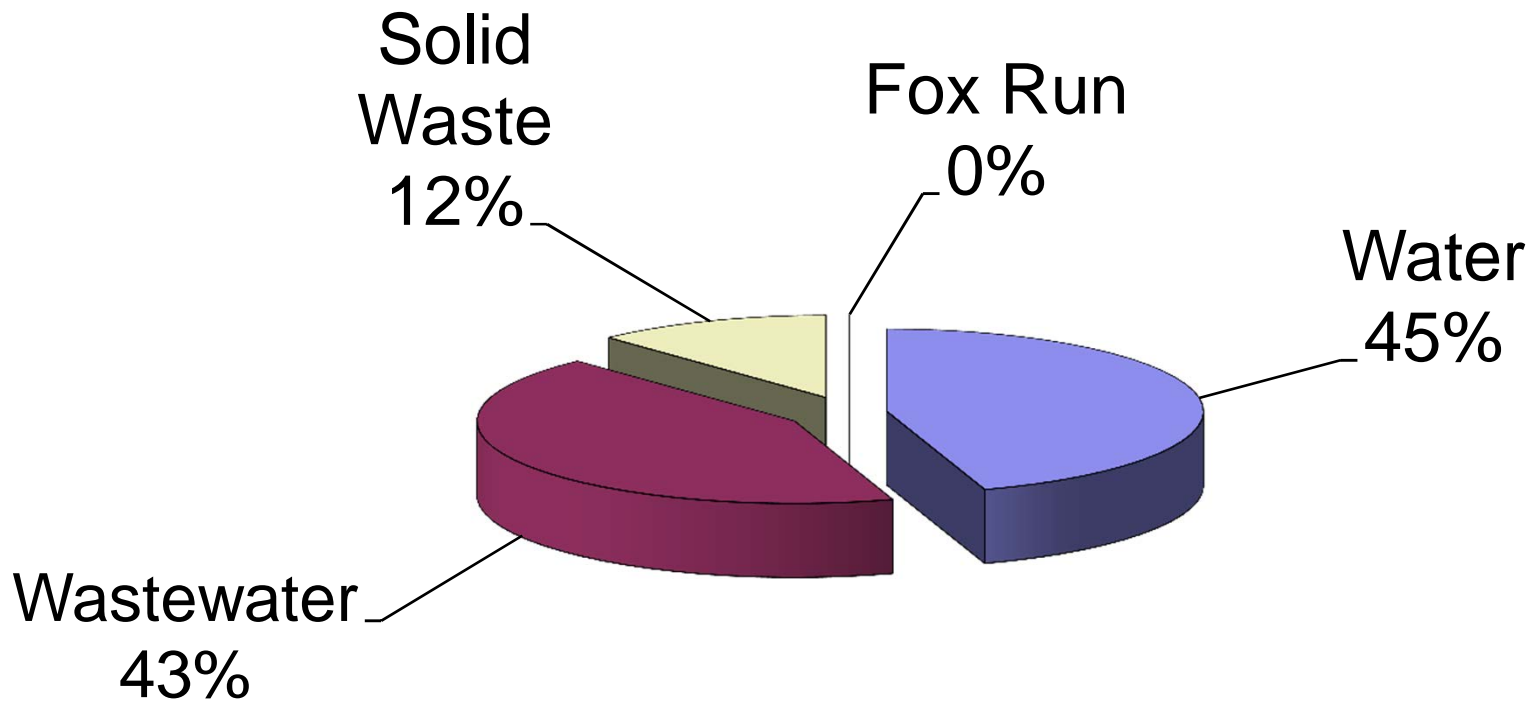
# 2018 PROPOSED BUDGET

## Expenditures by Function



# 2018 PROPOSED BUDGET

## Billing and Administration



**City of Yankton**  
 PROPOSED 2018 BUDGET  
 Administration

**Calculation of Administration Charges to Enterprise**

Department	Budget Amount	Percent to General	Percent to Enterprise	Amount to General	Amount to Enterprise	
City Commission	\$162,242	45%	55%	\$73,009	\$89,233	
City Manager's Office	\$390,799	45%	55%	\$175,860	\$214,939	
City Attorney	\$56,591	45%	55%	\$25,466	\$31,125	
Finance Office	\$636,143	30%	70%	\$190,843	\$445,300	
Information Services	\$454,110	45%	55%	\$204,350	\$249,761	
Community Development	\$464,213	45%	55%	\$208,896	\$255,317	
Engineering Office	\$616,459	35%	65%	\$215,761	\$400,698	
City Hall	\$199,862	45%	55%	\$89,938	\$109,924	
Parks & Recreation	\$1,260,976	75%	25%	\$945,732	\$315,244	
<b>Total</b>	<b>\$4,241,395</b>			<b>\$2,129,853</b>	<b>\$2,111,542</b>	<b>\$1,457,566</b>

**Calculation of Cost Allocation to Enterprise Funds**

Department	Revenue	% of Total Revenue	% based on fixed percentage	Amount of Admin	City Clean up week	Amount Charged
Water	\$6,246,361	50.95%	45.00%	\$655,905	\$0	\$655,905
Wastewater	\$3,806,815	31.05%	43.00%	\$626,754	\$0	\$626,754
Solid Waste	\$1,285,828	10.49%	12.00%	\$174,908	\$80,000	\$254,908
Fox Run	\$919,800	7.50%	0.00%	\$0	\$0	\$0
<b>Total</b>	<b>\$12,258,804</b>	<b>100%</b>	<b>100%</b>	<b>\$1,457,567</b>	<b>\$80,000</b>	<b>\$1,537,567</b>



ACTUAL VALUE OF HOME = \$100,000

To determine City tax liability multiply taxable valuation  
by adopted mill levy

$$\$100,000 \times .925^* \times .00331 = 306.18$$

TAXABLE VALUATION: \$92,500 (\$100,000 x .925)

CITY TAX LIABILITY: \$306.18

#### MONTHLY EXPENSE FOR CITY SERVICES

To determine the monthly expense for City services divide tax  
liability by 12 months

$$\$306.18 \div 12 = \$25.52 \text{ per month}$$

\* 2017 valuation 92.5% of full and true value

#### VALUE OF YOUR CITY OF YANKTON DOLLAR

The following list represents a sampling of the City  
services provided for the \$25.52 per month:

Fire Protection	Public Works
Police Protection	Municipal Airport
Street Marking	Building Inspection
Street Maintenance	Municipal Band
Street Lighting	Public Library
Street Sweeping	Snow Removal
Senior Citizens Center	Swimming Pool
Animal Control	Recreation Programs

For comparison purposes, the following items denote  
common monthly expenses for a Yankton family:

- \* Two 16 gallon tanks of unleaded self-serve fuel at \$2.33 per gallon would cost \$74.56.
- \* Four gallons of 2% milk at 4.27 per gallon would cost \$17.08.
- \* Digital cable television service would cost the consumer \$56.95 per month.
- \* Basic cell phone/smartphone line access and data service charges for two phones is \$90.00 per month. This does not include the monthly or retail price of the phone.
- \* An average residential electric bill of 800 kwh per month would cost \$106.45.



## Legal Debt Worksheet

**12-31-15**  
**Assessed Value**

Total Municipal Assessed Value \$ 899,723,731.00    Addit. 10% Debt  
5% Legal Debt Margin \$ 44,986,186.55    \$ 89,972,373.10

		<b>Outstanding</b>			
<b>Issuance</b>	<b>Mature</b>	<b>Balance 12-31-16</b>			
Sales Tax Rev. Bonds Series 2011A (\$2,670,000 @ 3%)	2031	\$ 2,170,000.00	\$	2,170,000.00	
Less amount available for debt service:					
Waste Water Refunding Series 2011B (\$4,325,000 @ 2.6% avg.)	2020	\$ 1,920,000.00			
SRF Waste Water Loan #3 (\$6,130,000 @ 3.5%)	2023	\$ 2,634,504.71			
Pending Waste Water Loan #4 (\$3,330,000 @ 3.3%)	2034	\$ 593,805.00			
Sub-total		\$ 5,148,309.71			
Less amount available for debt service:		\$ 511,248.86			
			\$	4,637,060.85	
SRF Water Loan #1 (\$3,460,000 @ 3.5%)	2023	\$ 1,517,697.04			
SRF Water Loan #2 (881,430.53 @ 3.25%)	2029	\$ 636,795.50			
SRF Water Loan #3 (\$3,000,000 @ 3.25%)	2031	\$ 1,988,593.02			
SRF Water Loan #4 (\$1,980,000 @ 3%)	2031	\$ 1,547,552.42			
Water Loan #5 (\$12,850,000 @ 3%/\$1m. Princ. Forgiv.)	2044	\$ 5,690,637.98	\$	5,690,637.98	\$10,559,413.00
Sub-total					
Less amount available for debt service:					\$ 378,614.55
Transfer Station Loan #1 (\$285,000 @ 3%)	2025	\$ 144,687.22			
Transfer Station Loan #2 (\$75,000 @ 3%)	2026	\$ 37,859.24			
Pending Transfer Station Loan #3 (\$450,000 @ 2.25%/ten years)	2026	\$ -			
Sub-total		\$ 182,546.46			
Less amount available for debt service:		\$ 24,020.78			
			\$	158,525.68	
2009 Fire Stat.Cert.of Participation (\$2,420,000 @ 4.562 Avg. %)	2028	\$ 1,640,000.00	\$	1,640,000.00	
Total Legal Debt					
Additional Debt Available					
		\$ 14,296,224.51		\$ 10,180,798.45	
			Debt Margin	\$ 30,689,962.04	\$ 79,791,574.65

**City of Yankton**  
Proposed 2018 Budget

ANALYSIS OF CASH BALANCE, REVENUES, TRANSFERS  
EXPENDITURES, AND APPROPRIATIONS FOR GENERAL FUND

**Fund: General**

ACCOUNT DESCRIPTION	2014 ACTUAL	2015 ACTUAL	2016 ACTUAL	2017 ADOPTED	2017 Y.T.D.	2017 ESTIMATED	2018 PROPOSED
Beginning Balance 1-1	\$4,044,654	\$5,125,845	\$5,184,215	\$2,321,860	\$5,332,266	\$5,332,266	\$2,293,927
<b>Revenues:</b>							
Current Property Taxes	\$2,335,455	\$2,403,278	\$2,471,412	\$2,535,526	\$1,277,108	\$2,535,527	\$2,596,887
Other Taxes	\$5,296,157	\$5,448,019	\$5,684,135	\$5,629,091	\$1,573,357	\$5,673,215	\$5,758,215
Licenses & Permits	\$367,941	\$442,583	\$358,588	\$352,675	\$167,399	\$344,675	\$344,675
Intergovernmental Revenues	\$648,705	\$791,508	\$802,899	\$1,573,867	\$288,126	\$1,002,448	\$799,255
Charges for Goods & Services	\$2,562,825	\$2,470,138	\$2,540,758	\$2,317,762	\$902,283	\$2,302,272	\$2,212,122
Fines & Forfeits	\$11,962	\$13,420	\$8,591	\$14,500	\$3,557	\$9,000	\$9,000
Miscellaneous	\$122,762	\$212,863	\$72,610	\$35,500	\$39,535	\$47,500	\$35,500
<b>Total Revenue</b>	<b>\$11,345,807</b>	<b>\$11,781,809</b>	<b>\$11,938,993</b>	<b>\$12,458,921</b>	<b>\$4,251,365</b>	<b>\$11,914,637</b>	<b>\$11,755,654</b>
Transfers In	\$431,816	\$2,423,760	\$178,577	\$258,379	\$65,696	\$258,879	\$237,761
Due To / Due From Other Funds	(\$29,185)	(\$27,671)	(\$27,329)	\$0	\$0	\$0	\$0
<b>Total Funds Available</b>	<b>\$15,793,092</b>	<b>\$19,303,743</b>	<b>\$17,274,456</b>	<b>\$15,039,160</b>	<b>\$9,649,327</b>	<b>\$17,505,782</b>	<b>\$14,287,342</b>
Transfers Out	\$2,171,073	\$4,405,070	\$2,939,088	\$3,027,096	\$1,708,351	\$3,491,975	\$2,784,348
Expenditures/Appropriations	\$8,496,174	\$9,714,458	\$9,003,103	\$12,154,602	\$4,144,500	\$11,719,881	\$11,502,994
<b>Total Funds Committed</b>	<b>\$10,667,247</b>	<b>\$14,119,528</b>	<b>\$11,942,190</b>	<b>\$15,181,698</b>	<b>\$5,852,851</b>	<b>\$15,211,856</b>	<b>\$14,287,342</b>
Ending Balance 12-31	\$5,125,845	\$5,184,215	\$5,332,266	(\$142,538)	\$3,796,476	\$2,293,927	\$0



**City of Yankton**  
**Proposed 2018 Budget**

**Fund: General**

ACCOUNT NO.	DESCRIPTION	2014 ACTUAL	2015 ACTUAL	2016 ACTUAL	2017 ADOPTED	2017 Y.T.D.	2017 ESTIMATED	2018 PROPOSED
101 31xx	Property Tax Current	\$2,335,455	\$2,403,278	\$2,471,412	\$2,535,526	\$1,277,108	\$2,535,527	\$2,596,887
101 31xx	Property Tax All Prior	\$20,854	\$20,440	\$18,111	\$20,000	\$6,656	\$20,000	\$20,000
101 3128	Property Tax Mobile Home	\$1,191	\$1,018	\$48	\$1,000	\$0	\$50	\$50
101 3140	General Sales and Use Tax	\$4,752,015	\$4,892,550	\$5,132,933	\$5,087,859	\$1,287,097	\$5,132,933	\$5,132,933
101 3150	Yankton Road Tax	\$325,419	\$336,827	\$336,905	\$325,000	\$182,205	\$325,000	\$410,000
101 3155	Fire Station Opt-Out	\$190,344	\$190,670	\$190,064	\$190,232	\$96,491	\$190,232	\$190,232
101 3190	Pen. & Int. on Delinquent Tax	\$6,334	\$6,514	\$6,074	\$5,000	\$908	\$5,000	\$5,000
	Subtotal Taxes	\$7,631,612	\$7,851,297	\$8,155,547	\$8,164,617	\$2,850,465	\$8,208,742	\$8,355,102
101 3210	Liquor Licenses	\$49,417	\$123,505	\$54,420	\$46,000	\$10,220	\$46,000	\$46,000
101 3220	Other Licenses	\$25,402	\$26,218	\$26,773	\$23,000	\$3,231	\$25,000	\$25,000
101 3230	Permits	\$65,031	\$60,585	\$43,662	\$55,000	\$13,768	\$45,000	\$45,000
101 3231	Zoning Fees	\$400	\$800	\$700	\$300	\$0	\$300	\$300
101 3232	Storm Water Permit Fee	\$1,510	\$1,475	\$1,200	\$1,100	\$400	\$1,100	\$1,100
101 3233	Golf Car Permits	\$425	\$275	\$125	\$275	\$125	\$275	\$275
101 3240	Cable TV Franchise	\$205,745	\$212,529	\$208,960	\$210,000	\$134,055	\$210,000	\$210,000
101 3241	Tower Lease	\$20,011	\$17,196	\$22,748	\$17,000	\$5,600	\$17,000	\$17,000
	Subtotal Licenses & Permits	\$367,941	\$442,583	\$358,588	\$352,675	\$167,399	\$344,675	\$344,675
101 3345	COPS More Grant	\$0	\$0	\$1,699	\$0	\$0	\$0	\$108,000
101 3347	Atty Gen Drug Control Fund	\$0	\$0	\$25,000	\$0	\$0	\$0	\$0
101 3349	Homeland Security Grant	\$21,941	\$21,000	\$1,230	\$20,000	\$5,990	\$20,000	\$0
101 3352	Bulletproof Partnership Grant	\$1,380	\$2,110	\$0	\$1,000	\$0	\$1,000	\$1,000
101 3353	Traffic Enforcement Grant	\$0	\$0	\$3,500	\$0	\$0	\$0	\$0
101 3354	Police Grant	\$1,471	\$3,692	\$6,020	\$0	\$1,976	\$1,976	\$17,500
101 3358	Radio Project Financing	\$0	\$0	\$0	\$600,000	\$0	\$0	\$0
101 3359	Fire Grant	\$0	\$22,428	\$0	\$285,000	\$0	\$285,000	\$0
101 3360	Civil Defense Siren Grant	\$0	\$250	\$0	\$0	\$0	\$0	\$0
101 3361	Liquor Tax Reversions	\$65,620	\$113,057	\$94,263	\$89,000	\$19,795	\$89,000	\$89,000
101 3362	Amusement Machine Fees	\$1,572	\$2,004	\$1,416	\$2,000	\$0	\$2,000	\$2,000
101 3363	State Road Aid	\$297,833	\$304,259	\$291,198	\$302,000	\$99,903	\$302,000	\$302,000
101 3366	Housing Authority Admin.	\$59,188	\$82,432	\$80,907	\$57,130	\$34,232	\$57,130	\$57,130
101 3372	10% Motor Vehicle Licenses	\$102,551	\$114,869	\$158,100	\$110,000	\$42,985	\$110,000	\$110,000
101 3373	Bank Franchise Fee	\$35,884	\$51,179	\$73,736	\$35,884	\$58,435	\$58,435	\$40,633
101 3374	County Share of Senior Citizens	\$23,630	\$33,059	\$18,874	\$32,853	\$10,815	\$31,729	\$32,992
101 3375	County Share of Airport Operations	\$15,000	\$15,000	\$15,000	\$15,000	\$0	\$15,000	\$15,000
101 3380	County Share of Library Budget	\$20,000	\$20,000	\$24,000	\$24,000	\$12,000	\$24,000	\$24,000
101 3384	County Reimbursement Emergency Equipme	\$300	\$0	\$0	\$0	\$0	\$0	\$0
101 3390	Yankton School District - Police Grant	\$2,335	\$6,169	\$7,956	\$0	\$1,995	\$5,178	\$0
	Subtotal Intergvt. Revenues	\$648,705	\$791,508	\$802,899	\$1,573,867	\$288,126	\$1,002,448	\$799,255

**City of Yankton**  
**Proposed 2018 Budget**

**Fund: General**

ACCOUNT NO.	DESCRIPTION	2014 ACTUAL	2015 ACTUAL	2016 ACTUAL	2017 ADOPTED	2017 Y.T.D.	2017 ESTIMATED	2018 PROPOSED
101 3410	Billing and Admin to Enterprise	\$1,604,907	\$1,604,907	\$1,604,907	\$1,604,907	\$768,784	\$1,604,907	\$1,537,567
101 3417	Senior Citizens/Reimburse	\$2,650	\$0	\$0	\$0	\$0	\$0	\$0
101 3418	Safety Town Registration	\$2,235	\$2,052	\$1,807	\$3,200	\$0	\$3,200	\$3,200
101 3420	Burglar Alarm	\$71	\$0	\$0	\$0	\$0	\$0	\$0
101 3421	Insurance Reports	\$660	\$671	\$685	\$600	\$269	\$600	\$600
101 3423	Kennel Fees	\$611	\$142	\$523	\$175	\$169	\$375	\$175
101 3428	Rural Fire District	\$25,016	\$36,666	\$36,896	\$10,000	\$28,836	\$28,836	\$10,000
101 3430	Eng. & Admin. Special Projects	\$197,102	\$129,984	\$271,386	\$140,000	\$0	\$140,000	\$140,000
101 3432	Assessments - Code Enforcement	\$3,593	\$4,236	\$5,258	\$250	\$401	\$2,779	\$250
101 3434	Assessment Roll-Interest	\$168	\$428	\$521	\$20	\$76	\$415	\$20
101 3436	Equipment & Material Chg-Enterprise	\$96,393	\$63,095	\$78,100	\$20,000	\$7,361	\$20,000	\$20,000
101 3437	Equip & Material Chg - Streets	\$197,464	\$270,486	\$204,775	\$200,000	\$0	\$200,000	\$200,000
101 3441	Airport Terminal Rentals	\$900	\$0	\$0	\$2,400	\$0	\$0	\$0
101 3442	Airport Fuel Commissions	\$0	\$0	\$0	\$0	\$0	\$0	\$0
101 3443	Airport Building Rental	\$46,910	\$44,567	\$45,725	\$40,000	\$14,031	\$45,000	\$45,000
101 3444	Airport Land Rental	\$37,656	\$38,208	\$37,056	\$27,000	\$20,811	\$37,000	\$37,000
101 3445	City Airport Fuel Sales	\$310,244	\$255,444	\$234,112	\$250,000	\$52,165	\$200,000	\$200,000
101 3446	Airport Self Fuel	\$615	\$525	\$290	\$500	\$425	\$500	\$500
101 3447	Airport Bldg Rental - Non Taxable	\$0	\$0	\$0	\$0	\$0	\$0	\$0
101 3448	Airport - Other Taxable	\$386	\$809	\$492	\$500	\$19	\$500	\$500
101 3450	Library Copy Fees	\$0	\$0	\$0	\$0	\$0	\$0	\$0
101 3451	Non-Resident Library Cards	\$6,860	\$6,360	\$6,459	\$6,800	\$2,670	\$6,700	\$6,800
101 3452	Library A.V. Fees	\$823	\$1,074	\$937	\$400	\$275	\$700	\$700
101 3453	Library Long or (Short)	\$56	\$53	\$5	\$10	(\$3)	\$10	\$10
101 3454	Sale of Withdrawn Items	\$308	\$310	\$171	\$300	\$111	\$200	\$200
101 3455	Other - Library Revenues	\$1,809	\$2,019	\$1,599	\$1,700	\$801	\$1,500	\$1,500
101.3456	PC Printing	\$6,208	\$6,179	\$6,071	\$7,000	\$2,058	\$6,000	\$6,000
101 3490	Sale of Materials	\$94	\$35	\$14	\$0	\$127	\$153	\$100
101 3491	Other Non-Taxable	\$18,960	\$1,873	\$2,969	\$2,000	\$2,897	\$2,897	\$2,000
101 3492	Other Taxable	\$126	\$15	\$0	\$0	\$0	\$0	\$0
	<b>Subtotal for Goods and Services</b>	<b>\$2,562,825</b>	<b>\$2,470,138</b>	<b>\$2,540,758</b>	<b>\$2,317,762</b>	<b>\$902,283</b>	<b>\$2,302,272</b>	<b>\$2,212,122</b>
101 3510	Court Fines	\$4,570	\$5,010	\$2,929	\$5,000	\$881	\$3,000	\$3,000
101 3511	Parking Fines	\$2,888	\$5,247	\$2,970	\$6,500	\$1,730	\$3,000	\$3,000
101 3520	Library Fines	\$4,504	\$3,163	\$2,692	\$3,000	\$946	\$3,000	\$3,000
	<b>Subtotal Fines</b>	<b>\$11,962</b>	<b>\$13,420</b>	<b>\$8,591</b>	<b>\$14,500</b>	<b>\$3,557</b>	<b>\$9,000</b>	<b>\$9,000</b>
101 3610	Interest	\$8,522	\$15,131	\$23,643	\$16,500	\$12,755	\$16,500	\$16,500
101 3612	Sale of Fixed Assets	\$96,376	\$145,151	\$9,444	\$10,000	\$20,000	\$20,000	\$10,000
101 3615	Misc Reimbursements	\$12,784	\$25,390	\$31,295	\$4,000	\$5,470	\$6,000	\$4,000
101 3640	Compensation for Loss & Damage	\$2,545	\$25,123	\$6,478	\$3,000	\$697	\$3,000	\$3,000
101 3641	Library Comp for Loss & Damage	\$2,535	\$1,393	\$1,670	\$1,500	\$613	\$1,500	\$1,500
101 3660	Private Donations	\$0	\$675	\$80	\$500	\$0	\$500	\$500
	<b>Subtotal Miscellaneous</b>	<b>\$122,762</b>	<b>\$212,863</b>	<b>\$72,610</b>	<b>\$35,500</b>	<b>\$39,535</b>	<b>\$47,500</b>	<b>\$35,500</b>
101 3923	From BBB (Airport Hanger)	\$22,145	\$22,145	\$24,838	\$22,145	\$0	\$22,145	\$0
101 3923	From BBB (TID #5 Debt Service)	\$45,676	\$54,464	\$0	\$0	\$0	\$0	\$0
102 3923	From BBB (Special Event Overtime)	\$0	\$4,584	\$0	\$0	\$0	\$0	\$0
101 3927	From 911 Fund / Dispatch	\$0	\$0	\$0	\$83,096	\$0	\$83,096	\$84,123
101 3928	From BID Fund (Administration)	\$2,492	\$2,841	\$3,001	\$2,400	\$0	\$2,900	\$2,900
101 3950	From Capital Projects (TID #5 Sales Tax)	\$268,803	\$305,114	\$0	\$0	\$0	\$0	\$0
101 3950	From Capital Projects (TID #5 Road Projects)	\$0	\$1,941,912	\$0	\$0	\$0	\$0	\$0
101 3950	From Capital Projects (GIS)	\$0	\$0	\$19,346	\$19,346	\$0	\$19,346	\$19,346
101 3960	From Utilities Promotion	\$92,700	\$92,700	\$131,392	\$131,392	\$65,696	\$131,392	\$131,392
101 3969	From Solid Waste	\$0	\$0	\$0	\$0	\$0	\$0	\$0
	<b>Subtotal Other Sources</b>	<b>\$431,816</b>	<b>\$2,423,760</b>	<b>\$178,577</b>	<b>\$258,379</b>	<b>\$65,696</b>	<b>\$258,879</b>	<b>\$237,761</b>
	<b>Total General Fund</b>	<b>\$11,777,623</b>	<b>\$14,205,569</b>	<b>\$12,117,570</b>	<b>\$12,717,300</b>	<b>\$4,317,061</b>	<b>\$12,173,516</b>	<b>\$11,993,415</b>

**CITY COMMISSION AND MAYOR**  
**ACCOUNT #101-101**

**PURPOSE OF THIS DEPARTMENT:** Why does this department exist?

The City Commission is elected to set the general direction of City policy. The City Commission legislates by the passage of ordinances and resolutions. In addition, the Commission provides for the City's long-term planning.

**DEPARTMENT PERSONNEL:** 9 part-time Commissioners. Three are elected each year for three-year terms. The Commission elects a Mayor from within its ranks to preside at City Commission meetings.

**City of Yankton**  
Proposed 2018 Budget

Fund: <b>General</b>		Function: <b>General Government</b>				Activity: <b>City Commission</b>		
ACCOUNT NO.	DESCRIPTION	2014 ACTUAL	2015 ACTUAL	2016 ACTUAL	2017 ADOPTED	2017 Y.T.D.	2017 ESTIMATED	2018 PROPOSED
101 101 102	Temp. Salaries & Wages	\$46,355	\$47,750	\$49,253	\$51,538	\$25,021	\$51,538	\$52,955
101 101 111	OASI	\$3,547	\$3,653	\$3,768	\$3,943	\$1,914	\$3,943	\$4,051
101 101 131	Worker's Compensation	\$67	\$74	\$78	\$97	\$0	\$88	\$97
101 101 133	Unemployment Insurance	\$232	\$215	\$222	\$263	\$113	\$250	\$263
101 101 141	Employee Committee	\$5,756	\$5,734	\$6,123	\$8,500	\$197	\$8,500	\$8,500
	<b>Subtotal Personnel Services</b>	<b>\$55,957</b>	<b>\$57,426</b>	<b>\$59,444</b>	<b>\$64,341</b>	<b>\$27,245</b>	<b>\$64,319</b>	<b>\$65,866</b>
101 101 201	Insurance	\$10,271	\$10,582	\$10,635	\$12,705	\$11,020	\$12,705	\$13,976
101 101 202	Professional Services	\$29,573	\$23,170	\$18,597	\$25,000	\$9,875	\$20,000	\$25,000
101 101 203	Audit	\$13,237	\$12,544	\$15,686	\$18,000	\$0	\$18,000	\$18,000
101 101 211	Publishing	\$10,265	\$9,067	\$8,041	\$15,000	\$4,250	\$12,000	\$15,000
101 101 232	Office Supplies	\$2,401	\$533	\$481	\$1,200	\$173	\$200	\$1,200
101 101 233	Printing & Binding	\$0	\$0	\$506	\$500	\$0	\$0	\$500
101 101 234	Copies	\$2,984	\$1,540	\$2,138	\$3,500	\$744	\$3,000	\$3,000
101 101 235	Subscriptions & Publications	\$0	\$0	\$0	\$200	\$0	\$0	\$200
101 101 261	Membership Dues	\$6,586	\$6,915	\$7,630	\$6,500	\$0	\$7,000	\$7,000
101 101 265	Conference & Meetings	\$8,898	\$10,938	\$12,229	\$12,000	\$256	\$12,000	\$12,000
101 101 267	Expense Allowance	\$0	\$0	\$0	\$500	\$0	\$0	\$500
	<b>Subtotal Other Current Expenditure</b>	<b>\$84,215</b>	<b>\$75,289</b>	<b>\$75,943</b>	<b>\$95,105</b>	<b>\$26,318</b>	<b>\$84,905</b>	<b>\$96,376</b>
	<b>Total Expenditures</b>	<b>\$140,172</b>	<b>\$132,715</b>	<b>\$135,387</b>	<b>\$159,446</b>	<b>\$53,563</b>	<b>\$149,224</b>	<b>\$162,242</b>

**CITY MANAGER  
ACCOUNT #101-102**

**PURPOSE OF THIS DEPARTMENT:** Why does this department exist?

The City Manager's Office serves as the information center for the City, both within the organization and for the citizens of Yankton. The City Manager implements City Commission policy and other directives in accordance with South Dakota Codified Law (SDCL 9-10-15).

**DEPARTMENT PERSONNEL:** City Manager, 1 Administrative Assistant and 1 Human Resource Coordinator

**City of Yankton**  
Proposed 2018 Budget

Fund: <b>General</b>		Function: <b>General Government</b>				Activity: <b>City Manager</b>		
ACCOUNT NO.	DESCRIPTION	2014 ACTUAL	2015 ACTUAL	2016 ACTUAL	2017 ADOPTED	2017 Y.T.D.	2017 ESTIMATED	2018 PROPOSED
101 102 101	Regular Salaries & Wages	\$189,724	\$200,164	\$208,886	\$233,742	\$93,609	\$233,742	\$236,631
101 102 102	Temp. Salaries & Wages	\$0	\$0	\$0	\$3,920	\$0	\$0	\$0
101 102 103	Overtime Wages	\$0	\$98	\$0	\$350	\$0	\$0	\$350
101 102 111	OASI	\$14,317	\$15,107	\$15,717	\$18,208	\$7,064	\$17,881	\$18,129
101 102 121	Retirement	\$11,383	\$12,016	\$12,519	\$17,557	\$5,631	\$17,531	\$17,774
101 102 131	Worker's Compensation	\$282	\$313	\$352	\$438	\$0	\$398	\$438
101 102 132	Group Insurance	\$20,912	\$21,413	\$21,492	\$39,930	\$10,890	\$39,930	\$39,930
101 102 133	Unemployment Insurance	\$210	\$174	\$207	\$558	\$178	\$250	\$263
	Subtotal Personnel Services	\$236,828	\$249,285	\$259,173	\$314,703	\$117,372	\$309,732	\$313,515
101 102 201	Insurance	\$364	\$374	\$376	\$462	\$390	\$440	\$484
101 102 202	Professional Services	\$1,674	\$1,080	\$28,864	\$35,000	\$15,424	\$30,000	\$35,000
101 102 211	Publishing	\$1,140	\$56	\$0	\$4,000	\$0	\$0	\$4,000
101 102 221	Rep. & Maintenance-Equipment	\$163	\$600	\$0	\$500	\$0	\$0	\$500
101 102 231	Postage	\$2,190	\$2,526	\$2,235	\$3,000	\$303	\$3,000	\$3,000
101 102 232	Office Supplies	\$900	\$1,486	\$1,598	\$1,700	\$250	\$1,700	\$1,700
101 102 233	Printing & Binding	\$0	\$0	\$357	\$500	\$0	\$0	\$500
101 102 234	Copies	\$2,178	\$1,210	\$1,649	\$4,000	\$447	\$3,000	\$4,000
101 102 235	Subscriptions & Publications	\$455	\$30	\$266	\$500	\$181	\$250	\$500
101 102 261	Membership Dues	\$1,336	\$2,192	\$2,196	\$2,000	\$175	\$2,000	\$2,000
101 102 262	Mileage	\$4,888	\$4,800	\$4,800	\$7,800	\$2,400	\$4,800	\$7,800
101 102 264	Learning	\$0	\$0	\$61	\$3,000	\$0	\$0	\$3,000
101 102 265	Conference & Meetings	\$7,975	\$13,194	\$13,300	\$10,200	\$673	\$10,200	\$10,200
101 102 271	Telephone	\$2,693	\$2,742	\$3,073	\$3,600	\$1,404	\$3,600	\$3,600
	Subtotal Other Current Expenditures	\$25,956	\$30,290	\$58,775	\$76,262	\$21,647	\$58,990	\$76,284
101 102 350	Equipment	\$0	\$0	\$0	\$7,000	\$0	\$0	\$1,000
	Subtotal Capital Expenditures	\$0	\$0	\$0	\$7,000	\$0	\$0	\$1,000
	Total Expenditures	\$262,784	\$279,575	\$317,948	\$397,965	\$139,019	\$368,722	\$390,799



**CITY ATTORNEY**  
**ACCOUNT #101-103**

**PURPOSE OF THIS DEPARTMENT:** Why does this department exist?

The purpose of the City Attorney is to serve as the legal consultant, advisor, and representative for the City of Yankton.

**DEPARTMENT PERSONNEL:** 1 City Attorney and 1 Assistant City Attorney.

**City of Yankton**  
**Proposed 2018 Budget**

Fund: <b>General</b>		Function: <b>General Government</b>				Activity: <b>City Attorney</b>		
ACCOUNT NO.	DESCRIPTION	2014 ACTUAL	2015 ACTUAL	2016 ACTUAL	2017 ADOPTED	2017 Y.T.D.	2017 ESTIMATED	2018 PROPOSED
101 103 102	Temp. Salaries & Wages	\$38,000	\$39,619	\$41,402	\$44,424	\$19,639	\$43,424	\$43,961
101 103 111	OASI	\$2,907	\$3,031	\$3,167	\$3,398	\$1,502	\$3,322	\$3,363
101 103 131	Worker's Compensation	\$57	\$62	\$71	\$77	\$0	\$77	\$85
101 103 133	Unemployment Insurance	\$77	\$61	\$68	\$182	\$67	\$173	\$182
	Subtotal Personnel Services	\$41,041	\$42,773	\$44,708	\$48,081	\$21,208	\$46,996	\$47,591
101 103 202	Professional Services	\$5,435	\$18,638	\$791	\$7,000	\$0	\$5,000	\$7,000
101 103 235	Subscriptions & Publications	\$870	\$974	\$1,120	\$2,000	\$643	\$2,000	\$2,000
	Subtotal Other Current Expenditures	\$6,305	\$19,612	\$1,911	\$9,000	\$643	\$7,000	\$9,000
	Total Expenditures	\$47,346	\$62,385	\$46,619	\$57,081	\$21,851	\$53,996	\$56,591

**FINANCE OFFICE**  
**ACCOUNT #101-104**

**PURPOSE OF THIS DEPARTMENT:** Why does this department exist?

The primary mission of the Yankton Finance Department is to provide comprehensive and accurate financial services and records management in an efficient manner to ensure the delivery of high quality public services and accountability to its constituents.

**DEPARTMENT PERSONNEL:** 1 Finance Officer, 1 Deputy Finance Officer, 1 Computer Operator, 1 Municipal Records Clerk, 1 Utility Customer Service Clerk, and 3 Accounting Clerks.

**City of Yankton**  
**Proposed 2018 Budget**

Fund: <b>General</b>		Function: <b>General Government</b>				Activity: <b>Finance Office</b>		
ACCOUNT NO.	DESCRIPTION	2014 ACTUAL	2015 ACTUAL	2016 ACTUAL	2017 ADOPTED	2017 Y.T.D.	2017 ESTIMATED	2018 PROPOSED
101 104 101	Regular Salaries & Wages	\$376,208	\$389,949	\$409,625	\$437,169	\$182,637	\$437,169	\$442,572
101 104 103	Overtime Wages	\$0	\$59	\$0	\$100	\$0	\$100	\$100
101 104 111	OASI	\$27,376	\$28,404	\$30,001	\$33,451	\$13,512	\$33,451	\$33,864
101 104 121	Retirement	\$22,555	\$23,279	\$24,564	\$26,236	\$11,092	\$26,236	\$26,560
101 104 131	Worker's Compensation	\$528	\$585	\$690	\$721	\$0	\$721	\$793
101 104 132	Group Insurance	\$54,295	\$56,782	\$56,985	\$75,350	\$28,528	\$75,350	\$75,350
101 104 133	Unemployment Insurance	\$599	\$471	\$548	\$693	\$498	\$660	\$693
	<b>Subtotal Personnel Services</b>	<b>\$481,561</b>	<b>\$499,529</b>	<b>\$522,413</b>	<b>\$573,720</b>	<b>\$236,267</b>	<b>\$573,687</b>	<b>\$579,932</b>
101 104 201	Insurance	\$656	\$677	\$680	\$792	\$705	\$705	\$776
101 104 202	Professional Services	\$16,821	\$19,675	\$20,164	\$21,500	\$10,469	\$21,500	\$21,500
101 104 204	Election	\$0	\$0	\$220	\$8,500	\$8,908	\$8,908	\$9,000
101 104 211	Publishing	\$0	\$0	\$39	\$135	\$0	\$35	\$135
101 104 221	Rep. & Maintenance-Equipment	\$163	\$0	\$74	\$400	\$0	\$100	\$400
101 104 231	Postage	\$2,272	\$2,222	\$2,460	\$2,750	\$968	\$2,750	\$2,750
101 104 232	Office Supplies	\$3,342	\$4,298	\$2,539	\$6,000	\$2,280	\$6,000	\$6,000
101 104 233	Printing & Binding	\$780	\$423	\$738	\$1,000	\$0	\$1,000	\$1,000
101 104 234	Copies	\$7,215	\$4,311	\$3,941	\$5,000	\$2,357	\$5,000	\$5,000
101 104 235	Subscriptions & Publications	\$180	\$180	\$208	\$2,000	\$183	\$2,000	\$2,000
101 104 261	Membership Dues	\$490	\$510	\$510	\$650	\$260	\$650	\$650
101 104 264	Learning	\$390	\$497	\$385	\$1,500	\$75	\$1,500	\$1,500
101 104 265	Conference & Meetings	\$78	\$24	\$137	\$500	\$10	\$500	\$500
101 104 271	Telephone	\$3,456	\$3,602	\$3,386	\$4,000	\$1,422	\$4,000	\$4,000
	<b>Subtotal Other Current Expenditures</b>	<b>\$35,843</b>	<b>\$36,419</b>	<b>\$35,481</b>	<b>\$54,727</b>	<b>\$27,637</b>	<b>\$54,648</b>	<b>\$55,211</b>
101 104 350	Equipment	\$0	\$0	\$0	\$1,000	\$0	\$0	\$1,000
	<b>Subtotal Capital Expenditures</b>	<b>\$0</b>	<b>\$0</b>	<b>\$0</b>	<b>\$1,000</b>	<b>\$0</b>	<b>\$0</b>	<b>\$1,000</b>
	<b>Total Expenditures</b>	<b>\$517,404</b>	<b>\$535,948</b>	<b>\$557,894</b>	<b>\$629,447</b>	<b>\$263,904</b>	<b>\$628,335</b>	<b>\$636,143</b>

**INFORMATION & TECHNOLOGY SERVICES**  
**ACCOUNT #101-105**

**PURPOSE OF THIS DEPARTMENT:** Why does this department exist?

The vision of the department is to advance the City of Yankton through the effective deployment of information technology. The department is committed to improving the quality and types of services available cost effectively.

**DEPARTMENT PERSONNEL:** 1 Director of Information and Technology Services, 1 Communications & IT Systems Analyst, and 1 GIS Analyst.

**City of Yankton**  
**Proposed 2018 Budget**

Fund: <b>General</b>		Function: <b>General Government</b>				Activity: <b>Information &amp; Technology Services</b>		
ACCOUNT NO.	DESCRIPTION	2014 ACTUAL	2015 ACTUAL	2016 ACTUAL	2017 ADOPTED	2017 Y.T.D.	2017 ESTIMATED	2018 PROPOSED
101 105 101	Regular Salaries & Wages	\$113,523	\$115,395	\$146,893	\$213,718	\$79,578	\$213,718	\$242,360
101 105 102	Temp. Salaries & Wages	\$0	\$0	\$0	\$5,600	\$0	\$0	\$5,600
101 105 111	OASI	\$8,623	\$8,449	\$10,606	\$16,778	\$5,734	\$16,349	\$18,969
101 105 121	Retirement	\$6,811	\$6,767	\$8,802	\$12,823	\$4,812	\$12,823	\$14,542
101 105 131	Worker's Compensation	\$128	\$142	\$237	\$336	\$0	\$336	\$370
101 105 132	Group Insurance	\$13,942	\$12,466	\$16,632	\$27,935	\$10,800	\$27,935	\$27,935
101 105 133	Unemployment Insurance	\$140	\$144	\$234	\$318	\$165	\$318	\$404
	<b>Subtotal Personnel Services</b>	<b>\$143,167</b>	<b>\$143,363</b>	<b>\$183,404</b>	<b>\$277,508</b>	<b>\$101,089</b>	<b>\$271,479</b>	<b>\$310,180</b>
101 105 201	Insurance	\$247	\$254	\$256	\$345	\$265	\$345	\$380
101 105 202	Professional Services	\$1,157	\$1,336	\$2,942	\$3,000	\$963	\$3,000	\$3,000
101 105 207	Services - PC Network	\$553	\$93	\$0	\$1,500	\$0	\$1,500	\$1,500
101 105 211	Publishing	\$0	\$0	\$0	\$250	\$0	\$250	\$250
101 105 221	Rep. & Maintenance-Equipment	\$1,484	\$344	\$654	\$2,000	\$293	\$2,000	\$2,000
101 106 224	Rep. & Maint. Central Garage	\$0	\$0	\$0	\$0	\$0	\$0	\$1,500
101 105 230	Supplies - PC Network	\$204	\$1,375	\$1,709	\$2,500	\$201	\$2,500	\$2,500
101 105 231	Postage	\$0	\$0	\$1	\$100	\$0	\$100	\$100
101 105 232	Office Supplies	\$366	\$1,253	\$97	\$500	\$68	\$500	\$500
101 105 233	Printing & Binding	\$0	\$90	\$0	\$0	\$0	\$0	\$0
101 105 234	Copies	\$12	\$24	\$85	\$100	\$48	\$100	\$100
101 105 235	Subscriptions & Publications - Software / Aer	\$11,796	\$21,957	\$23,256	\$30,000	\$4,162	\$30,000	\$30,000
101 105 261	Membership Dues	\$0	\$0	\$0	\$100	\$0	\$100	\$100
101 105 264	Learning	\$0	\$0	\$2,897	\$2,000	\$0	\$2,000	\$3,500
101 105 265	Conference & Meetings	\$0	\$12	\$40	\$2,000	\$0	\$2,000	\$2,000
101 105 270	Internet Access	\$16,397	\$24,056	\$18,223	\$22,000	\$11,155	\$22,000	\$22,000
101 105 271	Telephone	\$1,022	\$1,855	\$1,323	\$2,500	\$805	\$2,500	\$2,500
	<b>Subtotal Other Current Expenditures</b>	<b>\$33,238</b>	<b>\$52,649</b>	<b>\$51,483</b>	<b>\$68,895</b>	<b>\$17,960</b>	<b>\$68,895</b>	<b>\$71,930</b>
101 105 350	Equipment	\$36,702	\$17,052	\$23,390	\$150,757	\$3,382	\$130,757	\$72,000
	<b>Subtotal Capital Expenditures</b>	<b>\$36,702</b>	<b>\$17,052</b>	<b>\$23,390</b>	<b>\$150,757</b>	<b>\$3,382</b>	<b>\$130,757</b>	<b>\$72,000</b>
	<b>Total Expenditures</b>	<b>\$213,107</b>	<b>\$213,064</b>	<b>\$258,277</b>	<b>\$497,160</b>	<b>\$122,431</b>	<b>\$471,131</b>	<b>\$454,110</b>

## **COMMUNITY & ECONOMIC DEVELOPMENT**

### **ACCOUNT #101-106**

**PURPOSE OF THIS DEPARTMENT:** Why does this department exist?

To foster the continued development of a well-planned, healthy, and vibrant city with a strong economic base, excellent employment opportunities, and a wide range of diversified housing opportunities for the citizenry.

To protect the health, safety, and welfare of the citizens by providing exemplary customer service in the administration and enforcement of adopted building related codes and ordinances and to seek compliance to the Municipal Code by providing citizens guidance and direction for the resolution of problems and violations in a friendly, fair and impartial manner.

**DEPARTMENT PERSONNEL:** 1 Community & Economic Development Director; 1 Building Official; 1 Building Inspector; 1 Research Specialist / Code Enforcement Official and 1 Community and Economic Development Assistant.

**City of Yankton**  
**Proposed 2018 Budget**

Fund: **General**

Function: **General Government**

Activity: **Community Development**

ACCOUNT NO.	DESCRIPTION	2014 ACTUAL	2015 ACTUAL	2016 ACTUAL	2017 ADOPTED	2017 Y.T.D.	2017 ESTIMATED	2018 PROPOSED
101 106 101	Regular Salaries & Wages	\$228,722	\$239,221	\$284,300	\$312,171	\$122,531	\$312,171	\$316,029
101 106 102	Temp. Salaries & Wages	\$0	\$0	\$0	\$0	\$0	\$0	\$0
101 106 103	Overtime Wages	\$0	\$0	\$0	\$300	\$0	\$0	\$300
101 106 111	OASI	\$16,758	\$17,775	\$21,398	\$23,904	\$9,492	\$23,904	\$24,199
101 106 121	Retirement	\$13,724	\$14,250	\$16,950	\$18,748	\$7,515	\$18,748	\$18,980
101 106 131	Worker's Compensation	\$647	\$337	\$405	\$798	\$0	\$798	\$878
101 106 132	Group Insurance	\$27,158	\$27,989	\$34,072	\$46,585	\$16,720	\$46,585	\$46,585
101 106 133	Unemployment Insurance	\$287	\$230	\$409	\$333	\$294	\$409	\$429
	Subtotal Personnel Services	\$287,296	\$299,802	\$357,534	\$402,839	\$156,552	\$402,615	\$407,400
101 106 201	Insurance	\$404	\$416	\$418	\$466	\$433	\$466	\$513
101 106 202	Professional Services	\$596	\$477	\$763	\$8,000	\$0	\$5,500	\$7,500
101 106 204	Abatement	\$7,168	\$7,191	\$3,709	\$25,000	\$464	\$25,000	\$25,000
101 106 211	Publishing	\$674	\$1,138	\$1,329	\$1,000	\$426	\$1,300	\$1,000
101 106 221	Rep. & Maintenance-Equipment	\$0	\$0	\$13	\$100	\$0	\$100	\$100
101 106 222	Rep.& Maint.-Vehicles	\$16	\$0	\$1,368	\$500	\$0	\$500	\$500
101 106 224	Rep. & Maint. Central Garage	\$4,470	\$4,303	\$4,922	\$5,000	\$1,782	\$5,000	\$5,000
101 106 231	Postage	\$1,248	\$1,099	\$811	\$1,500	\$271	\$1,500	\$1,500
101 106 232	Office Supplies	\$564	\$1,985	\$1,305	\$1,000	\$131	\$1,200	\$1,000
101 106 234	Copies	\$2,150	\$1,419	\$1,862	\$1,700	\$881	\$1,700	\$1,700
101 106 235	Subscriptions & Publications	\$130	\$168	\$165	\$1,600	\$553	\$1,600	\$1,600
101 106 261	Membership Dues	\$1,024	\$1,974	\$1,899	\$2,000	\$535	\$2,000	\$2,000
101 106 262	Mileage	\$1,250	\$1,200	\$1,200	\$1,200	\$600	\$1,200	\$1,200
101 106 265	Conference & Meetings	\$1,502	\$2,719	\$3,041	\$3,500	\$1,021	\$3,500	\$3,500
101 106 271	Telephone	\$2,868	\$2,876	\$3,511	\$2,850	\$1,696	\$3,600	\$3,700
	Subtotal Other Current Expenditures	\$24,064	\$26,965	\$26,316	\$55,416	\$8,793	\$54,166	\$55,813
101 106 350	Equipment	\$0	\$0	\$5,992	\$18,267	\$2,384	\$18,267	\$1,000
	Subtotal Capital Expenditures	\$0	\$0	\$5,992	\$18,267	\$2,384	\$18,267	\$1,000
	Total Expenditures	\$311,360	\$326,767	\$389,842	\$476,522	\$167,729	\$475,048	\$464,213



**CONTINGENCY FUND**  
**ACCOUNT #101-109**

**PURPOSE OF THIS DEPARTMENT:** Why does this department exist?

The purpose of the Contingency Fund is to reserve money in each year's budget to pay for unbudgeted and unexpected expenditures that may arise.

**City of Yankton**  
**Proposed 2018 Budget**

Fund: <b>General</b>		Function: <b>General Government</b>				Activity: <b>Contingency</b>		
ACCOUNT NO.	DESCRIPTION	2014 ACTUAL	2015 ACTUAL	2016 ACTUAL	2017 ADOPTED	2017 Y.T.D.	2017 ESTIMATED	2018 PROPOSED
101 109 601	Contingency	\$0	\$0	\$0	\$200,000	\$0	\$200,000	\$300,000
	Total Expenditures	\$0	\$0	\$0	\$200,000	\$0	\$200,000	\$300,000

**YANKTON POLICE DEPARTMENT**  
**ACCOUNT #101-111**

**PURPOSE OF THIS DEPARTMENT:** Why does this department exist?

The Yankton Police Department's primary mission is to provide the highest quality public safety for the people who live, work, play and visit within the corporate limits of Yankton and to protect their property. We will constantly evaluate and improve our efforts to enhance public safety with the goal of improving the quality of life within the City of Yankton, while at the same time maintaining the respect for individual rights and human dignity.

**DEPARTMENT PERSONNEL:** 27 Sworn Officers including 1 Chief of Police, 2 Lieutenants, 3 Detectives, 4 Sergeants, 1 Corporal, 16 Patrol Officers which includes 2 K-9 Units, 1 full-time School Resource officer and 1 part time School Resource officer. Eight of the Police Officers serve as DARE Officers. The department is assisted by 2 Civilian Clerks.

**City of Yankton**  
**Proposed 2018 Budget**

Fund: <b>General</b>		Function: <b>Public Safety</b>				Activity: <b>Police</b>		
ACCOUNT NO.	DESCRIPTION	2014 ACTUAL	2015 ACTUAL	2016 ACTUAL	2017 ADOPTED	2017 Y.T.D.	2017 ESTIMATED	2018 PROPOSED
101 111 101	Regular Salaries & Wages	\$1,309,235	\$1,373,173	\$1,438,504	\$1,690,148	\$647,773	\$1,690,148	\$1,855,038
101 111 102	Temp. Salaries & Wages	\$5,028	\$16,944	\$18,059	\$22,400	\$10,026	\$22,400	\$22,400
101 111 103	Overtime Wages	\$50,405	\$65,415	\$77,406	\$70,000	\$29,808	\$70,000	\$70,000
101 111 111	OASI	\$102,248	\$108,851	\$113,853	\$136,365	\$50,939	\$136,365	\$148,979
101 111 121	Retirement	\$106,973	\$112,612	\$118,599	\$142,604	\$53,406	\$142,604	\$155,795
101 111 131	Worker's Compensation	\$29,461	\$32,941	\$38,147	\$40,582	\$0	\$40,582	\$44,640
101 111 132	Group Insurance	\$196,202	\$203,488	\$210,451	\$258,500	\$107,874	\$258,500	\$258,500
101 111 133	Unemployment Insurance	\$1,979	\$1,824	\$2,164	\$2,520	\$1,747	\$2,400	\$2,520
	<b>Subtotal Personnel Services</b>	<b>\$1,801,531</b>	<b>\$1,915,248</b>	<b>\$2,017,183</b>	<b>\$2,363,119</b>	<b>\$901,573</b>	<b>\$2,362,999</b>	<b>\$2,557,872</b>
101 111 201	Insurance	\$17,552	\$17,582	\$18,540	\$27,540	\$18,831	\$26,229	\$28,852
101 111 202	Professional Services	\$20,562	\$32,548	\$52,050	\$22,000	\$15,568	\$22,000	\$22,000
101 111 211	Publishing	\$152	\$157	\$461	\$500	\$69	\$500	\$500
101 111 212	Rent for Safety Center	\$89,178	\$85,472	\$89,152	\$100,000	\$41,611	\$100,000	\$100,000
101 111 221	Rep. & Maintenance-Equipment	\$5,671	\$6,404	\$12,747	\$20,000	\$12,526	\$20,000	\$19,000
101 111 222	Rep.& Maint.-Vehicles	\$11,354	\$10,505	\$15,914	\$20,000	\$16,406	\$20,000	\$19,000
101 111 224	Rep. & Maint. Central Garage	\$84,798	\$74,580	\$83,568	\$100,000	\$24,807	\$90,000	\$90,000
101 111 231	Postage	\$2,772	\$3,263	\$3,703	\$2,800	\$1,789	\$2,800	\$2,650
101 111 232	Office Supplies	\$3,342	\$2,763	\$2,984	\$5,000	\$1,856	\$5,000	\$3,300
101 111 233	Printing & Binding	\$1,737	\$1,750	\$2,019	\$2,000	\$828	\$2,000	\$1,100
101 111 234	Copies	\$4,638	\$4,091	\$3,113	\$4,600	\$1,259	\$4,600	\$3,000
101 111 235	Subscriptions & Publications	\$650	\$357	\$1,298	\$1,000	\$159	\$1,000	\$300
101 111 240	Chemicals & Gases	\$0	\$0	\$1,937	\$3,500	\$0	\$3,500	\$3,500
101 111 243	Medical & Safety Supplies	\$864	\$270	\$1,862	\$1,000	\$981	\$1,000	\$900
101 111 244	Uniforms	\$8,871	\$8,697	\$9,353	\$9,000	\$6,331	\$9,000	\$8,550
101 111 246	K-9 Care	\$0	\$2,997	\$7,146	\$4,000	\$1,235	\$4,000	\$3,800
101 111 248	Photography Supplies	\$124	\$0	\$199	\$650	\$0	\$650	\$650
101 111 250	Safety Town Grant	\$1,370	\$0	\$0	\$0	\$0	\$0	\$0
101 111 251	Safety Town Expenditures	\$2,008	\$3,143	\$1,156	\$6,400	\$200	\$6,400	\$6,100
101 111 253	NTOA Learning - Homeland Security	\$21,940	\$0	\$0	\$20,000	\$0	\$0	\$20,000
101 111 261	Membership Dues	\$2,645	\$1,130	\$2,038	\$2,500	\$2,028	\$2,500	\$2,400
101 111 262	Mileage	\$2,775	\$2,490	\$2,531	\$3,000	\$1,271	\$3,000	\$2,900
101 111 263	Travel Expense	\$4,261	\$3,425	\$12,291	\$7,500	\$3,028	\$7,500	\$7,100
101 111 264	Learning	\$1,895	\$4,447	\$2,164	\$10,000	\$6,744	\$10,000	\$9,000
101 111 265	Conference & Meetings	\$5,626	\$5,322	\$3,158	\$3,000	\$30	\$3,000	\$2,800
101 111 266	Special Account-Detectives	\$582	\$369	\$1,117	\$3,000	\$0	\$3,000	\$3,000
101 111 267	Ammunition	\$8,137	\$12,032	\$6,395	\$12,000	\$0	\$12,000	\$11,400
101 111 271	Telephone	\$10,881	\$10,849	\$14,116	\$10,500	\$5,716	\$14,200	\$14,200
	<b>Subtotal Other Current Expenditures</b>	<b>\$314,385</b>	<b>\$294,643</b>	<b>\$351,012</b>	<b>\$401,490</b>	<b>\$163,273</b>	<b>\$373,879</b>	<b>\$386,002</b>
101 111 350	Equipment	\$120,668	\$103,362	\$78,919	\$821,190	\$299,687	\$799,651	\$180,900
	<b>Subtotal Capital Expenditures</b>	<b>\$120,668</b>	<b>\$103,362</b>	<b>\$78,919</b>	<b>\$821,190</b>	<b>\$299,687</b>	<b>\$799,651</b>	<b>\$180,900</b>
	Audit Adjustment							
	<b>Total Expenditures</b>	<b>\$2,236,584</b>	<b>\$2,313,253</b>	<b>\$2,447,114</b>	<b>\$3,585,799</b>	<b>\$1,364,533</b>	<b>\$3,536,529</b>	<b>\$3,124,774</b>

**ANIMAL CONTROL  
ACCOUNT #101-113**

**PURPOSE OF THIS DEPARTMENT:** Why does this department exist?

This department provides animal control services for the City of Yankton and some assistance to other law enforcement departments in the area upon request. The Animal Control Department also maintains the City animal shelter. Parking enforcement throughout the City is approximately one fourth of the officer's time.

**DEPARTMENT PERSONNEL:** 1 Animal Control Officer.

**City of Yankton**  
**Proposed 2018 Budget**

Fund: **General**

Function: **Public Safety**

Activity: **Animal Control**

ACCOUNT NO.	DESCRIPTION	2014 ACTUAL	2015 ACTUAL	2016 ACTUAL	2017 ADOPTED	2017 Y.T.D.	2017 ESTIMATED	2018 PROPOSED
101 113 101	Regular Salaries & Wages	\$34,885	\$36,288	\$36,794	\$41,090	\$17,210	\$39,420	\$39,907
101 113 103	Overtime Wages	\$50	\$52	\$381	\$500	\$0	\$500	\$500
101 113 111	OASI	\$2,622	\$2,730	\$2,768	\$3,182	\$1,282	\$3,054	\$3,091
101 113 121	Retirement	\$2,096	\$2,180	\$2,231	\$2,495	\$1,033	\$2,395	\$2,424
101 113 131	Worker's Compensation	\$354	\$391	\$453	\$484	\$0	\$440	\$484
101 113 132	Group Insurance	\$6,971	\$7,138	\$7,164	\$8,999	\$3,630	\$8,999	\$9,899
101 113 133	Unemployment Insurance	\$70	\$62	\$68	\$184	\$64	\$175	\$184
	Subtotal Personnel Services	\$47,048	\$48,841	\$49,859	\$56,934	\$23,219	\$54,983	\$56,489
101 113 201	Insurance	\$514	\$529	\$532	\$714	\$551	\$649	\$714
101 113 202	Contracted Services	\$0	\$0	\$6,570	\$10,000	\$75	\$10,000	\$10,000
101 113 211	Publishing	\$0	\$0	\$0	\$150	\$0	\$0	\$150
101 113 221	Rep. & Maintenance-Equipment	\$294	\$0	\$15	\$500	\$4	\$500	\$500
101 113 222	Rep. & Maintenance-Vehicles	\$16	\$0	\$0	\$300	\$0	\$300	\$300
101 113 223	Rep. & Maintenance-Buildings	\$74	\$1,606	\$1,749	\$1,500	\$0	\$1,500	\$1,500
101 113 224	Rep. & Maint.-Central Garage	\$2,471	\$5,298	\$2,414	\$3,500	\$1,180	\$3,500	\$3,500
101 113 233	Printing	\$155	\$172	\$136	\$100	\$0	\$0	\$100
101 113 244	Uniforms	\$127	\$297	\$8	\$250	\$0	\$0	\$250
101 113 246	Animal Shelter Expense	\$616	\$704	\$1,534	\$500	\$707	\$800	\$500
101 113 265	Conference & Meetings	\$0	\$0	\$10	\$300	\$0	\$0	\$300
	Subtotal Other Current Expenditures	\$4,267	\$8,606	\$12,968	\$17,814	\$2,517	\$17,249	\$17,814
101 113 350	Equipment	\$0	\$0	\$0	\$0	\$0	\$0	\$0
	Subtotal Capital Expenditures	\$0	\$0	\$0	\$0	\$0	\$0	\$0
	Total Expenditures	\$51,315	\$57,447	\$62,827	\$74,748	\$25,736	\$72,232	\$74,303

**FIRE DEPARTMENT  
ACCOUNT #101-114**

**PURPOSE OF THIS DEPARTMENT:** Why does this department exist?

The Yankton Fire Department will safely provide fire and emergency services that protect the lives of all who visit, work or invest in Yankton and the surrounding area.

**Departmental Personnel:** 1 Fire Chief, 1 Fire Marshal / Deputy Chief and 50 Volunteer Firefighters.

**City of Yankton**  
**Proposed 2018 Budget**

<b>Fund: General</b>		<b>Function: Public Safety</b>				<b>Activity: Fire Department</b>		
<b>ACCOUNT NO.</b>	<b>DESCRIPTION</b>	<b>2014 ACTUAL</b>	<b>2015 ACTUAL</b>	<b>2016 ACTUAL</b>	<b>2017 ADOPTED</b>	<b>2017 Y.T.D.</b>	<b>2017 ESTIMATED</b>	<b>2018 PROPOSED</b>
101 114 101	Regular Salaries & Wages	\$136,307	\$142,027	\$147,379	\$157,778	\$65,604	\$157,778	\$159,728
101 114 111	OASI	\$10,287	\$10,640	\$11,129	\$12,070	\$5,067	\$12,070	\$12,219
101 114 121	Retirement	\$10,905	\$11,245	\$11,787	\$12,622	\$5,369	\$12,622	\$12,778
101 114 131	Worker's Compensation	\$5,096	\$5,636	\$6,510	\$6,947	\$0	\$6,947	\$7,642
101 114 132	Group Insurance	\$13,941	\$14,275	\$14,328	\$19,796	\$7,260	\$19,796	\$19,796
101 114 133	Unemployment Insurance	\$139	\$108	\$138	\$158	\$122	\$150	\$158
	<b>Subtotal Personnel Services</b>	<b>\$176,675</b>	<b>\$183,931</b>	<b>\$191,271</b>	<b>\$209,371</b>	<b>\$83,422</b>	<b>\$209,363</b>	<b>\$212,321</b>
101 114 201	Insurance	\$17,027	\$21,996	\$21,662	\$24,000	\$18,664	\$24,000	\$24,000
101 114 202	Professional Services	\$38,580	\$32,760	\$24,665	\$40,000	\$11,255	\$32,000	\$40,000
101 114 205	Examinations	\$13,848	\$13,684	\$14,989	\$15,200	\$412	\$15,200	\$15,200
101 114 221	Rep. & Maintenance-Equipment	\$6,274	\$8,417	\$7,940	\$16,000	\$1,420	\$16,000	\$16,000
101 114 222	Rep.& Maint.-Vehicles	\$7,343	\$2,114	\$3,253	\$8,000	\$1,195	\$8,000	\$8,000
101 114 223	Rep & Maint.-Bldgs.	\$7,606	\$7,078	\$9,820	\$8,000	\$2,472	\$8,000	\$8,000
101 114 224	Rep. & Maint. Central Garage	\$9,153	\$7,206	\$4,894	\$11,000	\$1,663	\$9,500	\$11,000
101 114 225	Mobile Command Post	\$1,468	\$148	\$349	\$1,000	\$3,489	\$3,500	\$1,000
101 114 226	Rep. & Maint. - Rural App	\$1,625	\$174	\$824	\$1,000	\$98	\$1,000	\$1,000
101 114 231	Postage	\$473	\$293	\$240	\$500	\$141	\$500	\$500
101 114 232	Office Supplies	\$506	\$569	\$541	\$750	\$197	\$750	\$750
101 114 233	Printing & Binding	\$69	\$0	\$94	\$350	\$0	\$350	\$350
101 114 234	Copies	\$49	\$58	\$25	\$200	\$65	\$200	\$200
101 114 235	Subscriptions & Publications	\$2,341	\$2,287	\$2,817	\$2,500	\$841	\$2,500	\$2,500
101 114 240	Chemicals & Gases	\$30	\$387	\$258	\$1,000	\$0	\$1,000	\$1,000
101 114 243	Medical & Safety Supplies	\$702	\$330	\$283	\$1,000	\$0	\$1,000	\$1,000
101 114 244	Uniforms & Dry Goods	\$1,623	\$1,512	\$244	\$1,500	\$58	\$1,000	\$1,500
101 114 247	Small Tools & Hardware	\$760	\$2,156	\$2,498	\$2,700	\$2,710	\$3,000	\$2,700
101 114 261	Membership Dues	\$1,439	\$1,961	\$1,913	\$1,650	\$1,175	\$1,650	\$1,650
101 114 263	Travel Expense	\$187	\$761	\$51	\$1,000	\$0	\$1,000	\$1,000
101 114 264	Learning	\$6,197	\$8,371	\$3,196	\$11,000	\$150	\$8,900	\$11,000
101 114 265	Conference & Meetings	\$737	\$459	\$956	\$1,500	\$29	\$1,500	\$1,500
101 114 268	Prevention	\$2,159	\$1,819	\$4,530	\$3,200	\$0	\$1,200	\$3,200
101 114 271	Telephone	\$2,640	\$2,746	\$2,852	\$3,000	\$1,381	\$3,000	\$3,000
101 114 272	Electricity	\$5,916	\$6,493	\$6,603	\$7,200	\$2,843	\$7,200	\$7,200
101 114 273	Fuel-Heating	\$6,742	\$4,128	\$3,903	\$7,000	\$2,206	\$7,000	\$7,000
101 114 274	Water Service	\$2,738	\$3,594	\$3,399	\$3,900	\$594	\$3,900	\$3,900
101 114 275	Sewer Service	\$396	\$308	\$331	\$420	\$143	\$420	\$420
101 114 276	Landfill	\$351	\$252	\$325	\$300	\$120	\$300	\$300
	<b>Subtotal Other Current Expenditures</b>	<b>\$138,979</b>	<b>\$132,061</b>	<b>\$123,455</b>	<b>\$174,870</b>	<b>\$53,321</b>	<b>\$163,570</b>	<b>\$174,870</b>
101 114 320	Buildings	\$0	\$13,941	\$0	\$9,000	\$0	\$0	\$0
101 114 321	North Fire Station	\$0	\$0	\$0	\$0	\$0	\$0	\$0
101 114 350	Equipment	\$333,385	\$973,132	\$52,188	\$343,005	\$11,509	\$343,005	\$326,000
101 114 310	Land	\$0	\$0	\$0	\$0	\$0	\$0	\$0
101 114 411	Interest Debt Service	\$87,480	\$84,080	\$80,280	\$76,290	\$38,145	\$76,290	\$71,780
101 114 422	Bond Issuance Cost	\$0	\$0	\$0	\$0	\$0	\$0	\$0
101 114 423	Bond Discounts	\$0	\$0	\$0	\$0	\$0	\$0	\$0
101 114 431	Other Debt Service	\$1,495	\$495	\$2,495	\$1,425	\$495	\$1,495	\$1,425
101 114 441	Principal	\$100,000	\$100,000	\$105,000	\$110,000	\$0	\$110,000	\$115,000
	<b>Subtotal Capital Expenditures</b>	<b>\$522,360</b>	<b>\$1,171,648</b>	<b>\$239,963</b>	<b>\$539,720</b>	<b>\$50,149</b>	<b>\$530,790</b>	<b>\$514,205</b>
	<b>Total Expenditures</b>	<b>\$838,014</b>	<b>\$1,487,640</b>	<b>\$554,689</b>	<b>\$923,961</b>	<b>\$186,892</b>	<b>\$903,723</b>	<b>\$901,396</b>



**CIVIL DEFENSE  
ACCOUNT #101-115**

**PURPOSE OF THIS DEPARTMENT:** Why does this department exist?

Civil Defense provides outdoor warning siren services for storms, fires, and other emergencies. This program also provides some emergency management, Haz-mat, and rescue functions.

**City of Yankton**  
**Proposed 2018 Budget**

Fund: **General**

Function: **Public Safety**

Activity: **Civil Defense**

ACCOUNT NO.	DESCRIPTION	2014 ACTUAL	2015 ACTUAL	2016 ACTUAL	2017 ADOPTED	2017 Y.T.D.	2017 ESTIMATED	2018 PROPOSED
101 115 221	Rep. & Maintenance-Equipment	\$3,663	\$0	\$625	\$4,000	\$0	\$3,979	\$2,000
101 115 224	Rep. & Maintenance-Central Garage	\$0	\$0	\$0	\$0	\$0	\$0	\$0
101 115 240	Chemicals & Gases	\$0	\$0	\$0	\$250	\$0	\$0	\$250
101 115 247	Small Tools & Hardware	\$0	\$0	\$0	\$0	\$0	\$0	\$0
101 115 271	Telephone	\$3	\$3	\$3	\$15	\$2	\$15	\$15
101 115 272	Electricity	\$726	\$764	\$813	\$900	\$375	\$900	\$900
101 115 273	Fuel-Generator	\$211	\$208	\$218	\$250	\$78	\$250	\$250
	Subtotal Other Current Expenditures	\$4,603	\$975	\$1,659	\$5,415	\$455	\$5,144	\$3,415
101 115 350	Equipment	\$0	\$22,489	\$0	\$0	\$0	\$0	\$0
	Subtotal Capital Expenditures	\$0	\$22,489	\$0	\$0	\$0	\$0	\$0
	Total Expenditures	\$4,603	\$23,464	\$1,659	\$5,415	\$455	\$5,144	\$3,415

**PUBLIC WORKS - ENGINEERING**  
**ACCOUNT #101-122**

**PURPOSE OF THIS DEPARTMENT:** Why does this department exist?

To support community growth, take actions that sustain and improve the quality of life for this community through good planning, accurate design and quality construction. To assist others in providing and maintaining proper community facilities and infrastructure.

**DEPARTMENT PERSONNEL:** 1 Public Works Director/City Engineer; 1 Civil Engineer; 2 Senior Engineering Techs; 1 Executive Director of the Yankton Housing and Redevelopment Commission; 1 Administrative Assistant of the Yankton Housing and Redevelopment Commission: (0.17) Office Specialist shared with JPA and Street Department.

**City of Yankton**  
Proposed 2018 Budget

Fund: <b>General</b>		Function: <b>Public Services</b>				Activity: <b>Engineering</b>		
ACCOUNT NO.	DESCRIPTION	2014 ACTUAL	2015 ACTUAL	2016 ACTUAL	2017 ADOPTED	2017 Y.T.D.	2017 ESTIMATED	2018 PROPOSED
101 122 101	Regular Salaries & Wages	\$380,287	\$399,482	\$363,809	\$420,818	\$157,827	\$420,818	\$426,019
101 122 102	Temp. Salaries & Wages	\$0	\$4,998	\$3,590	\$16,800	\$0	\$0	\$0
101 122 103	Overtime Wages	\$1,483	\$132	\$0	\$4,000	\$0	\$2,000	\$4,000
101 122 111	OASI	\$28,876	\$30,355	\$26,804	\$33,784	\$11,979	\$32,346	\$32,896
101 122 121	Retirement	\$22,894	\$23,769	\$21,161	\$25,489	\$9,530	\$25,369	\$25,801
101 122 131	Worker's Compensation	\$5,628	\$6,222	\$6,996	\$7,667	\$0	\$7,667	\$8,434
101 122 132	Group Insurance	\$47,829	\$50,748	\$43,579	\$61,404	\$22,177	\$61,404	\$61,404
101 122 133	Unemployment Insurance	\$528	\$437	\$503	\$515	\$375	\$515	\$541
	<b>Subtotal Personnel Services</b>	<b>\$487,525</b>	<b>\$516,143</b>	<b>\$466,442</b>	<b>\$570,477</b>	<b>\$201,888</b>	<b>\$550,119</b>	<b>\$559,095</b>
101 122 201	Insurance	\$718	\$778	\$1,058	\$872	\$770	\$1,058	\$1,164
101 122 202	Professional Services	\$5,735	\$9,431	\$1,515	\$20,000	\$59	\$16,800	\$20,000
101 122 211	Publishing	\$1,412	\$691	\$783	\$3,000	\$0	\$2,000	\$3,000
101 122 221	Rep. & Maintenance-Equipment	\$623	\$0	\$119	\$1,000	\$263	\$1,000	\$1,000
101 122 222	Rep. & Maintenance-Vehicles	\$18	\$0	\$0	\$200	\$0	\$200	\$200
101 122 224	Rep. & Maintenance-Central Garage	\$21,868	\$2,249	\$3,622	\$5,000	\$393	\$5,000	\$5,000
101 122 231	Postage	\$2,562	\$2,632	\$2,511	\$4,000	\$921	\$3,500	\$4,000
101 122 232	Office Supplies	\$2,224	\$716	\$1,125	\$2,500	\$245	\$2,500	\$2,500
101 122 233	Printing & Binding	\$64	\$0	\$0	\$0	\$0	\$0	\$0
101 122 234	Copies	\$5,306	\$3,885	\$2,697	\$4,000	\$1,680	\$4,000	\$4,000
101 122 235	Subscriptions & Publications	\$130	\$135	\$136	\$500	\$133	\$500	\$500
101 122 244	Uniforms & Dry Goods	\$0	\$0	\$0	\$50	\$0	\$50	\$50
101 122 261	Membership Dues	\$1,090	\$234	\$977	\$1,000	\$550	\$1,000	\$1,000
101 122 262	Mileage	\$4,800	\$4,800	\$2,700	\$2,600	\$1,200	\$2,700	\$2,700
101 122 263	Travel Expense	\$0	\$183	\$956	\$750	\$10	\$750	\$750
101 122 265	Conference & Meetings	\$2,783	\$1,538	\$3,770	\$4,500	\$196	\$4,500	\$4,500
101 122 271	Telephone	\$3,291	\$3,387	\$3,536	\$3,500	\$1,535	\$3,500	\$3,500
	<b>Subtotal Other Current Expenditures</b>	<b>\$52,624</b>	<b>\$30,659</b>	<b>\$25,505</b>	<b>\$53,472</b>	<b>\$7,955</b>	<b>\$49,058</b>	<b>\$53,864</b>
101 122 350	Equipment	\$1,585	\$48,359	\$32,025	\$14,700	\$8,267	\$8,267	\$3,500
	<b>Subtotal Capital Expenditures</b>	<b>\$1,585</b>	<b>\$48,359</b>	<b>\$32,025</b>	<b>\$14,700</b>	<b>\$8,267</b>	<b>\$8,267</b>	<b>\$3,500</b>
	<b>Total Expenditures</b>	<b>\$541,734</b>	<b>\$595,161</b>	<b>\$523,972</b>	<b>\$638,649</b>	<b>\$218,110</b>	<b>\$607,444</b>	<b>\$616,459</b>

**STREET DEPARTMENT**  
**ACCOUNT #101-123**

**PURPOSE OF THIS DEPARTMENT:** Why does this department exist?

To optimize the use of available resources to construct and maintain surface transportation systems that support economic viability, promotes safe travel, and add aesthetically to the community.

**DEPARTMENT PERSONNEL:** 1 Public Works Manager, 1 Public Works Assistant Manager, 1 Lead Senior Equipment Operator, 6 Senior Equipment Operators, 4 Equipment Operators and (0.17) Office Specialist shared with JPA/Transfer Station and Public Works Administration.

**City of Yankton**  
**Proposed 2018 Budget**

Fund: **General**

Function: **Public Services**

Activity: **Street Division**

ACCOUNT NO.	DESCRIPTION	2014 ACTUAL	2015 ACTUAL	2016 ACTUAL	2017 ADOPTED	2017 Y.T.D.	2017 ESTIMATED	2018 PROPOSED
101 123 101	Regular Salaries & Wages	\$514,577	\$540,389	\$543,663	\$653,895	\$243,538	\$653,895	\$661,977
101 123 102	Temp. Salaries & Wages	\$10,751	\$9,015	\$0	\$13,440	\$0	\$12,000	\$12,000
101 123 103	Overtime Wages	\$5,084	\$3,664	\$5,406	\$6,000	\$324	\$6,000	\$6,000
101 123 111	OASI	\$39,597	\$41,355	\$41,061	\$51,510	\$18,206	\$51,400	\$52,018
101 123 121	Retirement	\$31,208	\$32,673	\$32,970	\$39,594	\$14,632	\$39,594	\$40,079
101 123 131	Worker's Compensation	\$23,242	\$25,701	\$29,584	\$31,967	\$0	\$29,061	\$31,967
101 123 132	Group Insurance	\$101,148	\$104,269	\$102,682	\$185,277	\$50,193	\$185,277	\$185,277
101 123 133	Unemployment Insurance	\$883	\$804	\$804	\$1,020	\$757	\$971	\$1,020
	Subtotal Personnel Services	\$726,490	\$757,870	\$756,170	\$982,703	\$327,650	\$978,198	\$990,338
101 123 201	Insurance	\$17,205	\$18,666	\$18,775	\$20,948	\$18,319	\$19,950	\$21,945
101 123 202	Professional Services	\$1,935	\$890	\$1,613	\$3,000	\$2,024	\$3,000	\$3,000
101 123 204	Contracted Services-Weeds & Lots	\$0	\$0	\$0	\$600	\$0	\$600	\$600
101 123 205	Special Rubbish Tipping Fee	\$593	\$47	\$41	\$100	\$12	\$100	\$100
101 123 221	Rep. & Maintenance-Equipment	\$10,194	\$5,331	\$6,393	\$6,600	\$2,273	\$6,600	\$6,600
101 123 223	Rep. & Maintenance-Buildings	\$203	\$933	\$599	\$1,000	\$95	\$1,000	\$1,000
101 123 224	Rep. & Maint. Central Garage	\$179,057	\$188,683	\$180,127	\$283,000	\$67,383	\$283,000	\$283,000
101 123 232	Office Supplies	\$45	\$415	\$264	\$300	(\$2)	\$300	\$300
101 123 233	Printing & Binding	\$436	\$450	\$567	\$500	\$479	\$500	\$500
101 123 234	Copies	\$6	\$38	\$15	\$50	\$805	\$805	\$50
101 123 236	Janitorial Supplies	\$580	\$569	\$329	\$600	\$844	\$850	\$600
101 123 239	Road Materials	\$211,524	\$251,486	\$256,568	\$250,000	\$114,870	\$250,000	\$250,000
101 123 240	Chemicals and Gases	\$297	\$65	\$648	\$500	\$322	\$500	\$500
101 123 241	Agricultural Supplies	\$0	\$0	\$0	\$0	\$0	\$0	\$0
101 123 243	Medical and Safety Supplies	\$833	\$750	\$746	\$750	\$711	\$750	\$750
101 123 244	Uniforms and Dry Goods	\$577	\$511	\$1,000	\$1,000	\$0	\$1,000	\$1,000
101 123 247	Small Tools and Hardware	\$507	\$936	\$1,324	\$1,000	\$1,327	\$1,400	\$1,000
101 123 264	Learning	\$35	\$136	\$478	\$800	\$90	\$800	\$800
101 123 271	Telephone	\$5,052	\$5,074	\$5,522	\$5,100	\$2,471	\$6,000	\$6,000
101 123 272	Electricity	\$3,066	\$3,580	\$3,740	\$3,800	\$721	\$3,900	\$3,900
101 123 285	Storm Water II Requirements	\$665	\$707	\$532	\$1,300	\$0	\$700	\$700
	Subtotal Other Current Expenditures	\$432,810	\$479,267	\$479,281	\$580,948	\$212,744	\$581,755	\$582,345
101 123 320	Buildings & Structures	\$0	\$0	\$0	\$0	\$0	\$0	\$85,000
101 123 350	Equipment	\$98,801	\$294,797	\$423,554	\$370,000	\$0	\$258,536	\$286,000
	Subtotal Capital Expenditures	\$98,801	\$294,797	\$423,554	\$370,000	\$0	\$258,536	\$371,000
	Total Expenditures	\$1,258,101	\$1,531,934	\$1,659,005	\$1,933,651	\$540,394	\$1,818,489	\$1,943,683

**SNOW REMOVAL  
ACCOUNT #101-124**

**PURPOSE OF THIS DEPARTMENT:** Why does this department exist?

Snow removal and sanding of icy streets.

**DEPARTMENT PERSONNEL:** City departmental personnel (primarily the Street Department) will provide snow removal. Overtime wages will be paid for all snow removal crews that work beyond their regular work hours.

**City of Yankton**  
**Proposed 2018 Budget**

<b>Fund: General</b>		<b>Function: Public Services</b>				<b>Activity: Snow &amp; Ice Removal</b>		
<b>ACCOUNT NO.</b>	<b>DESCRIPTION</b>	<b>2014 ACTUAL</b>	<b>2015 ACTUAL</b>	<b>2016 ACTUAL</b>	<b>2017 ADOPTED</b>	<b>2017 Y.T.D.</b>	<b>2017 ESTIMATED</b>	<b>2018 PROPOSED</b>
101 124 101	Regular Salaries & Wages	\$8,049	\$8,791	\$9,023	\$12,732	\$5,414	\$12,215	\$12,366
101 124 103	Overtime Wages	\$17,040	\$29,531	\$15,323	\$12,000	\$10,169	\$12,000	\$12,000
101 124 111	OASI	\$1,863	\$2,875	\$1,838	\$1,892	\$1,164	\$1,852	\$1,864
101 124 121	Retirement	\$1,506	\$2,299	\$1,461	\$1,484	\$935	\$1,423	\$1,462
101 124 132	Group Insurance	\$3,090	\$4,901	\$3,955	\$13,338	\$2,588	\$13,338	\$13,338
101 124 133	Unemployment Insurance	\$93	\$111	\$64	\$145	\$70	\$138	\$145
	<b>Subtotal Personnel Services</b>	<b>\$31,641</b>	<b>\$48,508</b>	<b>\$31,664</b>	<b>\$41,591</b>	<b>\$20,340</b>	<b>\$40,966</b>	<b>\$41,175</b>
101 124 201	Insurance	\$3,242	\$3,538	\$3,851	\$4,329	\$3,478	\$4,123	\$4,535
101 124 211	Publishing	\$47	\$84	\$37	\$100	\$0	\$100	\$100
101 124 221	Rep. & Maintenance-Equipment	\$20	\$2,670	\$1,203	\$4,500	\$1,397	\$4,500	\$4,500
101 124 222	Rep. & Maintenance-Vehicles	\$27	\$0	\$0	\$0	\$0	\$0	\$0
101 124 223	Rep. & Maintenance-Buildings	\$577	\$286	\$0	\$500	\$0	\$500	\$500
101 124 224	Rep. & Maint.-Central Garage	\$10,429	\$20,758	\$47,259	\$35,000	\$10,939	\$45,000	\$35,000
101 124 234	Copies	\$0	\$4	\$0	\$0	\$0	\$0	\$0
101 124 240	Chemicals	\$41,413	\$38,322	\$64,590	\$65,000	\$27,660	\$65,000	\$65,000
	<b>Subtotal Other Current Expenditures</b>	<b>\$55,755</b>	<b>\$65,662</b>	<b>\$116,940</b>	<b>\$109,429</b>	<b>\$43,474</b>	<b>\$119,223</b>	<b>\$109,635</b>
101 124 301	Capital Repairs and Maintenance	\$0	\$0	\$0	\$35,000	\$25,926	\$26,056	\$0
101 124 350	Equipment	\$9,400	\$156,328	\$123,232	\$70,486	\$34,244	\$34,244	\$25,000
	<b>Subtotal Capital Expenditures</b>	<b>\$9,400</b>	<b>\$156,328</b>	<b>\$123,232</b>	<b>\$105,486</b>	<b>\$60,170</b>	<b>\$60,300</b>	<b>\$25,000</b>
	<b>Total Expenditures</b>	<b>\$96,796</b>	<b>\$270,498</b>	<b>\$271,836</b>	<b>\$256,506</b>	<b>\$123,984</b>	<b>\$220,489</b>	<b>\$175,810</b>



**CITY HALL**  
**ACCOUNT #101-125**

**PURPOSE OF THIS DEPARTMENT:** Why does this department exist?

To provide citizen and employee focused, high quality, well maintained facilities and services that support the cost effective use of the structures and grounds that fall under our supervision.

**DEPARTMENT PERSONNEL:** 1 Full-time Custodian and .6 Maintenance Technician whose duties are split among the City Hall, Library and Senior Citizen's Center.

**City of Yankton**  
**Proposed 2018 Budget**

Fund: <b>General</b>		Function: <b>Community Development</b>				Activity: <b>City Hall</b>		
ACCOUNT NO.	DESCRIPTION	2014 ACTUAL	2015 ACTUAL	2016 ACTUAL	2017 ADOPTED	2017 Y.T.D.	2017 ESTIMATED	2018 PROPOSED
101 125 101	Regular Salaries & Wages	\$60,237	\$57,638	\$60,829	\$70,457	\$27,398	\$67,594	\$68,429
101 125 102	Temp. Salaries & Wages	\$0	\$0	\$0	\$560	\$0	\$0	\$500
101 125 103	Overtime Wages	\$0	\$0	\$0	\$500	\$0	\$0	\$500
101 125 111	OASI	\$4,187	\$4,365	\$4,575	\$5,428	\$2,060	\$5,171	\$5,273
101 125 121	Retirement	\$3,336	\$3,458	\$3,650	\$4,257	\$1,644	\$4,056	\$4,136
101 125 131	Worker's Compensation	\$1,521	\$1,681	\$2,136	\$2,070	\$0	\$1,882	\$2,070
101 125 132	Group Insurance	\$10,560	\$10,825	\$11,463	\$18,150	\$5,808	\$18,150	\$18,150
101 125 133	Unemployment Insurance	\$105	\$107	\$109	\$154	\$103	\$147	\$154
	Subtotal Personnel Services	\$79,946	\$78,074	\$82,762	\$101,576	\$37,013	\$97,000	\$99,212
101 125 201	Insurance	\$14,898	\$15,397	\$15,426	\$16,800	\$15,984	\$16,000	\$17,600
101 125 202	Professional Services	\$517	\$0	\$0	\$0	\$0	\$0	\$0
101 125 221	Rep. & Maintenance-Equipment	\$150	\$0	\$239	\$500	\$64	\$500	\$500
101 125 223	Rep. & Maintenance-Buildings	\$11,750	\$34,634	\$21,284	\$32,800	\$6,105	\$25,000	\$32,800
101 125 224	Rep. & Maint. Central Garage	\$1,296	\$1,128	\$1,411	\$2,000	\$322	\$1,500	\$2,000
101 125 236	Janitorial Supplies	\$3,167	\$4,110	\$4,567	\$3,700	\$2,216	\$4,500	\$4,500
101 125 247	Small Tools and Hardware	\$255	\$237	\$148	\$250	\$0	\$250	\$250
101 125 271	Telephone	\$0	\$0	\$252	\$300	\$126	\$300	\$300
101 125 272	Electricity	\$17,739	\$19,940	\$20,498	\$22,500	\$7,558	\$22,500	\$22,500
101 125 273	Fuel-Heating	\$11,566	\$6,860	\$5,878	\$17,000	\$4,356	\$9,000	\$9,000
101 125 274	Water Service	\$1,729	\$1,403	\$1,263	\$1,600	\$566	\$1,600	\$1,800
101 125 275	Sewer Service	\$1,078	\$757	\$589	\$1,000	\$242	\$1,000	\$1,000
101 125 276	Landfill	\$560	\$536	\$464	\$900	\$195	\$700	\$900
	Subtotal Other Current Expenditures	\$64,705	\$85,002	\$72,019	\$99,350	\$37,734	\$82,850	\$93,150
101 125 301	Capital Repairs and Maintenance	\$94,338	\$0	\$7,379	\$3,500	\$0	\$2,000	\$6,500
101 125 350	Equipment	\$930	\$12,845	\$0	\$11,000	\$0	\$1,000	\$1,000
	Subtotal Capital Expenditures	\$95,268	\$12,845	\$7,379	\$14,500	\$0	\$3,000	\$7,500
	Total Expenditures	\$239,919	\$175,921	\$162,160	\$215,426	\$74,747	\$182,850	\$199,862

<p style="text-align: center;"><b>TRAFFIC CONTROL</b> <b>ACCOUNT #101-126</b></p>
---

**PURPOSE OF THIS DEPARTMENT:** Why does this department exist?

This department provides street lighting and traffic control to streets, highways and school zones in the City of Yankton.

**DEPARTMENT PERSONNEL:** .5 Airport Signal and Maintenance Technician shared with the Airport.

**City of Yankton**  
Proposed 2018 Budget

Fund: <b>General</b>		Function: <b>Public Services</b>				Activity: <b>Traffic Control</b>		
ACCOUNT NO.	DESCRIPTION	2014 ACTUAL	2015 ACTUAL	2016 ACTUAL	2017 ADOPTED	2017 Y.T.D.	2017 ESTIMATED	2018 PROPOSED
101 126 101	Regular Salaries & Wages	\$21,374	\$22,285	\$23,734	\$29,306	\$20,007	\$45,648	\$46,212
101 126 103	Overtime Wages	\$779	\$1,436	\$851	\$1,200	\$0	\$1,200	\$1,200
101 126 111	OASI	\$1,635	\$1,757	\$1,750	\$2,334	\$1,407	\$3,584	\$3,627
101 126 121	Retirement	\$1,329	\$1,423	\$1,439	\$1,830	\$1,236	\$2,811	\$2,845
101 126 131	Worker's Compensation	\$761	\$842	\$933	\$1,037	\$0	\$1,037	\$1,141
101 126 132	Group Insurance	\$3,398	\$3,525	\$3,495	\$5,660	\$3,497	\$6,990	\$6,990
101 126 133	Unemployment Insurance	\$32	\$30	\$30	\$101	\$65	\$101	\$106
	<b>Subtotal Personnel Services</b>	<b>\$29,308</b>	<b>\$31,298</b>	<b>\$32,232</b>	<b>\$41,468</b>	<b>\$26,212</b>	<b>\$61,371</b>	<b>\$62,121</b>
101 126 201	Insurance	\$2,495	\$2,571	\$2,584	\$3,025	\$2,677	\$2,881	\$3,169
101 126 221	Rep. & Maintenance-Equipment	\$11,302	\$15,303	\$17,890	\$12,000	\$697	\$14,230	\$12,000
101 126 222	Rep. & Maintenance-Vehicles	\$9	\$4,873	\$0	\$400	\$0	\$400	\$400
101 126 224	Rep. & Maint.-Central Garage	\$3,440	\$13,949	\$3,050	\$5,000	\$469	\$5,000	\$5,000
101 126 247	Small Tools and Hardware	\$453	\$462	\$511	\$500	\$7	\$500	\$500
101 126 264	Learning	\$698	\$1,140	\$472	\$1,000	\$724	\$1,000	\$1,000
101 126 272	Electricity-Street Lights	\$245,592	\$264,650	\$286,678	\$294,710	\$131,154	\$294,710	\$294,710
	<b>Subtotal Other Current Expenditures</b>	<b>\$263,989</b>	<b>\$302,948</b>	<b>\$311,185</b>	<b>\$316,635</b>	<b>\$135,728</b>	<b>\$318,721</b>	<b>\$316,779</b>
101 126 350	Equipment	\$16,710	\$34,923	\$1,190	\$44,000	\$3,562	\$23,894	\$45,000
	<b>Subtotal Capital Expenditures</b>	<b>\$16,710</b>	<b>\$34,923</b>	<b>\$1,190</b>	<b>\$44,000</b>	<b>\$3,562</b>	<b>\$23,894</b>	<b>\$45,000</b>
	<b>Total Expenditures</b>	<b>\$310,007</b>	<b>\$369,169</b>	<b>\$344,607</b>	<b>\$402,103</b>	<b>\$165,502</b>	<b>\$403,986</b>	<b>\$423,900</b>

**AIRPORT**  
**ACCOUNT #101-127**

**PURPOSE OF THIS DEPARTMENT:** Why does this department exist?

The municipal airport function reflected by this budget is to accomplish:

- (A) The City's maintenance obligations for grounds, buildings, runway lighting, and snow removal;
- (B) Airport operations including fueling, de-icing, housing of transient aircraft, runway inspections, and other Airport Manager customer services.

**DEPARTMENT PERSONNEL:** .5 Airport Maintenance / Signal Technician shared with Traffic Control, and 1 Airport Supervisor.

**City of Yankton**  
**Proposed 2018 Budget**

Fund: **General**

Function: **Public Services**

Activity: **Chan Gurney Airport**

ACCOUNT NO.	DESCRIPTION	2014 ACTUAL	2015 ACTUAL	2016 ACTUAL	2017 ADOPTED	2017 Y.T.D.	2017 ESTIMATED	2018 PROPOSED
101 127 101	Regular Salaries & Wages	\$65,198	\$66,812	\$74,136	\$80,426	\$34,503	\$81,949	\$82,962
101 127 102	Temp. Salaries & Wages	\$10,702	\$14,503	\$15,117	\$24,080	\$6,583	\$21,000	\$24,080
101 127 103	Overtime Wages	\$1,124	\$2,715	\$1,538	\$2,800	\$0	\$500	\$500
101 127 111	OASI	\$5,873	\$6,414	\$6,847	\$8,209	\$3,045	\$8,209	\$8,227
101 127 121	Retirement	\$4,001	\$4,210	\$4,539	\$4,994	\$2,106	\$4,994	\$5,008
101 127 131	Worker's Compensation	\$968	\$1,070	\$1,327	\$1,320	\$0	\$1,320	\$1,452
101 127 132	Group Insurance	\$10,659	\$10,822	\$11,101	\$19,965	\$5,341	\$19,965	\$19,965
101 127 133	Unemployment Insurance	\$163	\$159	\$173	\$221	\$121	\$221	\$232
	<b>Subtotal Personnel Services</b>	<b>\$98,688</b>	<b>\$106,705</b>	<b>\$114,778</b>	<b>\$142,015</b>	<b>\$51,699</b>	<b>\$138,158</b>	<b>\$142,426</b>
101 127 201	Insurance	\$20,108	\$20,315	\$20,365	\$23,402	\$20,722	\$23,402	\$25,742
101 127 202	Professional Services-Manager/Other	\$5,120	\$4,922	\$3,846	\$12,000	\$395	\$6,000	\$6,000
101 127 203	Bank Card Discounts	\$8,553	\$6,585	\$6,141	\$12,000	\$1,207	\$6,500	\$6,500
101 127 211	Publishing/Advertising	\$0	\$0	\$33	\$0	\$0	\$0	\$0
101 127 221	Rep. & Maintenance-Equipment	\$15,885	\$10,662	\$5,285	\$20,000	\$2,077	\$20,000	\$20,000
101 127 222	Rep. & Maintenance-Vehicles	\$527	\$692	\$131	\$1,500	\$55	\$1,500	\$1,500
101 127 223	Rep. & Maintenance-Buildings	\$1,793	\$1,957	\$2,998	\$4,000	\$1,103	\$4,000	\$4,000
101 127 224	Rep. & Maint.-Central Garage	\$19,087	\$14,489	\$16,981	\$20,000	\$4,600	\$20,000	\$18,000
101 127 225	Rep. & Maint.-Runways & Aprons	\$910	\$434	\$1,525	\$1,000	\$1,229	\$1,500	\$2,000
101 127 231	Postage	\$0	\$10	\$67	\$100	\$0	\$100	\$100
101 127 232	Office Supplies	\$0	\$123	\$102	\$100	\$0	\$150	\$200
101 127 236	Janitorial Supplies	\$926	\$824	\$938	\$1,000	\$413	\$1,000	\$1,000
101 127 238	Garage Gasoline & Lubricants	\$254,131	\$134,755	\$176,457	\$200,000	\$18,868	\$200,000	\$200,000
101 127 241	Agricultural Supplies	\$1,034	\$1,840	\$816	\$3,500	\$70	\$2,500	\$3,500
101 127 244	Uniform & Dry Goods	\$0	\$401	\$66	\$500	\$127	\$500	\$1,000
101 127 247	Small Tools and Hardware	\$472	\$465	\$520	\$500	\$87	\$500	\$500
101 127 264	Learning	\$0	\$0	\$0	\$1,000	\$0	\$1,000	\$1,000
101 127 265	Conference & Meetings	\$377	\$280	\$878	\$2,000	\$540	\$1,200	\$2,000
101 127 271	Telephone	\$2,789	\$2,750	\$2,830	\$3,000	\$1,215	\$3,000	\$3,000
101 127 272	Electricity	\$12,955	\$13,124	\$13,284	\$15,500	\$7,115	\$15,500	\$15,500
101 127 273	Fuel-Heating	\$10,510	\$7,104	\$8,119	\$13,000	\$4,157	\$10,000	\$11,000
101 127 274	Water Service	\$1,904	\$2,180	\$1,971	\$2,300	\$641	\$2,300	\$2,300
101 127 275	Wastewater Service	\$1,216	\$1,447	\$1,257	\$1,500	\$292	\$1,500	\$1,500
101 127 276	Landfill	\$401	\$400	\$447	\$600	\$202	\$600	\$600
	<b>Subtotal Other Current Expenditures</b>	<b>\$358,698</b>	<b>\$225,759</b>	<b>\$265,057</b>	<b>\$338,502</b>	<b>\$65,115</b>	<b>\$322,752</b>	<b>\$326,942</b>
101 127 301	Capital Repairs and Maintenance	\$1,632	\$4,596	\$0	\$19,000	\$4,657	\$8,537	\$91,000
101 127 320	Buildings & Structures	\$0	\$0	\$0	\$34,145	\$0	\$34,145	\$0
101 127 350	Equipment	\$29,247	\$7,988	\$20,473	\$170,200	\$165,960	\$168,960	\$41,000
101 127 411	Interest	\$6,697	\$5,166	\$3,544	\$6,697	\$0	\$6,697	\$0
	<b>Subtotal Capital Expenditures</b>	<b>\$37,576</b>	<b>\$17,750</b>	<b>\$24,017</b>	<b>\$230,042</b>	<b>\$170,617</b>	<b>\$218,339</b>	<b>\$132,000</b>
	<b>Total Expenditures</b>	<b>\$494,962</b>	<b>\$350,214</b>	<b>\$403,852</b>	<b>\$710,559</b>	<b>\$287,431</b>	<b>\$679,249</b>	<b>\$601,368</b>

**OUTSIDE AGENCIES**  
**ACCOUNT #101-131**

**PURPOSE OF THIS DEPARTMENT:** Why does this department exist?

The City of Yankton provides annual funding for various non-profit agencies within the City. The City Commission asks agencies to follow the procedures enacted by the City Manager for all outside agencies. An application is to be completed for agencies previously funded, and then the application is reviewed by the City Commission and staff. Any additional new funding requests must be placed on a City Commission Agenda and presented before City Commission for decision.

**CONTRACTUAL SERVICES**  
**ACCOUNT #101-132**

**PURPOSE OF THIS DEPARTMENT:** Why does this department exist?

The City of Yankton provides annual funding for various non-profit agencies within the City.





<p style="text-align: center;"><b>SENIOR CITIZEN'S CENTER</b> <b>ACCOUNT #101-141</b></p>
---

**PURPOSE OF THIS DEPARTMENT:** Why does this department exist?

The Senior Citizen's Center includes a membership of 750 and is an active organization that provides programs and services to the local senior population. The Senior Citizen's Center is a community focal point on aging where older persons, as individuals or in groups, come together for services and activities that enhance their dignity, support their independence, and encourage their involvement in and with the community. As part of a comprehensive community strategy to meet the needs of older persons, the Senior Citizens' Center programs take place within this facility. These programs consist of a variety of services and activities in such areas as education, creative arts, recreation, advocacy, leadership development, employment, health, social work and other supportive services. The Center also serves as a community resource for information on aging and for developing new approaches to aging programs.

The Senior Citizens Center was constructed in a joint effort between the City of Yankton and Yankton County in 1978, and all costs are shared 50/50. City staff provides assistance to the Senior Citizens Center staff in the repair and preventive maintenance of building and equipment.

**DEPARTMENT PERSONNEL:** .1 Maintenance Technician



**COMMUNITY LIBRARY**  
**ACCOUNT #101-142**

**PURPOSE OF THIS DEPARTMENT:** Why does this department exist?

The mission of the Yankton Community Library is to uphold the public's freedom of access to information by providing a dynamic collection in a variety of formats and technologies, and to respond to the needs of the community through timely services and programs.

**DEPARTMENT PERSONNEL:** 1 library Director, 5 full-time and 8 part-time staff members.

**City of Yankton**  
**Proposed 2018 Budget**

Fund: <b>General</b>		Function: <b>Culture - Recreation</b>				Activity: <b>Community Library</b>		
ACCOUNT NO.	DESCRIPTION	2014 ACTUAL	2015 ACTUAL	2016 ACTUAL	2017 ADOPTED	2017 Y.T.D.	2017 ESTIMATED	2018 PROPOSED
101 142 101	Regular Salaries & Wages	\$304,753	\$323,362	\$332,309	\$351,418	\$143,179	\$351,418	\$355,762
101 142 102	Temp. Salaries & Wages	\$36,524	\$44,792	\$48,727	\$59,699	\$19,913	\$59,699	\$59,699
101 142 103	Overtime Wages	\$91	\$110	\$72	\$350	\$0	\$350	\$350
101 142 111	OASI	\$25,265	\$27,075	\$27,767	\$31,477	\$12,126	\$31,477	\$31,810
101 142 121	Retirement	\$18,252	\$19,408	\$19,682	\$21,106	\$8,537	\$21,106	\$21,367
101 142 131	Worker's Compensation	\$1,529	\$1,693	\$1,900	\$2,311	\$0	\$2,311	\$2,542
101 142 132	Group Insurance	\$55,248	\$58,489	\$56,390	\$82,378	\$29,907	\$82,378	\$82,378
101 142 133	Unemployment Insurance	\$850	\$712	\$815	\$1,004	\$605	\$956	\$1,004
	<b>Subtotal Personnel Services</b>	<b>\$442,512</b>	<b>\$475,641</b>	<b>\$487,662</b>	<b>\$549,743</b>	<b>\$214,267</b>	<b>\$549,695</b>	<b>\$554,912</b>
101 142 201	Insurance	\$7,909	\$8,148	\$8,189	\$9,151	\$8,486	\$9,151	\$10,066
101 142 202	Professional Services	\$32,615	\$43,171	\$28,740	\$38,000	\$17,120	\$38,000	\$39,000
101 142 211	Publishing	\$2,227	\$2,310	\$2,314	\$3,500	\$1,120	\$3,500	\$3,000
101 142 212	Rentals & Xerox Supplies	\$7,949	\$7,041	\$4,646	\$8,000	\$2,413	\$8,000	\$8,000
101 142 221	Rep. & Maintenance-Equipment	\$1,844	\$813	\$1,405	\$3,000	\$442	\$3,000	\$3,000
101 142 223	Rep. & Maintenance-Buildings	\$1,626	\$1,823	\$18,807	\$5,000	\$624	\$5,000	\$4,000
101 142 224	Rep. & Maintenance-Central Garage	\$0	\$0	\$0	\$0	\$0	\$0	\$0
101 142 231	Postage	\$3,101	\$1,732	\$2,206	\$2,500	\$736	\$2,500	\$2,500
101 142 232	Office Supplies	\$5,879	\$6,847	\$10,667	\$10,000	\$3,715	\$10,000	\$9,500
101 142 233	Printing & Binding	\$356	\$0	\$0	\$0	\$0	\$0	\$0
101 142 235	Subscriptions & Publications	\$9,286	\$7,875	\$8,216	\$9,500	\$5,076	\$9,500	\$10,500
101 142 236	Janitorial Supplies	\$2,117	\$2,035	\$1,672	\$2,500	\$1,332	\$2,500	\$2,500
101 142 242	Program Supplies	\$1,082	\$1,640	\$1,499	\$2,500	\$727	\$2,500	\$4,000
101 142 261	Membership Dues	\$873	\$778	\$661	\$1,000	\$248	\$1,000	\$1,000
101 142 263	Travel Expense	\$1,644	\$1,392	\$1,502	\$2,000	\$96	\$2,500	\$3,500
101 142 265	Conference & Meetings	\$805	\$902	\$1,721	\$2,500	\$180	\$2,000	\$1,500
101 142 271	Telephone	\$1,474	\$1,476	\$1,546	\$1,700	\$679	\$1,700	\$1,700
101 142 272	Electricity	\$16,267	\$18,871	\$18,598	\$22,000	\$8,011	\$22,000	\$22,000
101 142 273	Fuel-Heating	\$3,258	\$1,797	\$1,566	\$3,000	\$1,197	\$3,000	\$3,000
101 142 274	Water Service	\$1,776	\$2,262	\$3,023	\$3,000	\$626	\$3,200	\$3,200
101 142 275	Sewer Service	\$856	\$674	\$916	\$800	\$521	\$1,000	\$1,000
101 142 276	Landfill	\$416	\$424	\$432	\$500	\$168	\$500	\$500
	<b>Subtotal Other Current Expenditures</b>	<b>\$103,360</b>	<b>\$112,011</b>	<b>\$118,326</b>	<b>\$130,151</b>	<b>\$53,517</b>	<b>\$130,551</b>	<b>\$133,466</b>
101 142 301	Capital Repairs and Maintenance	\$0	\$0	\$0	\$0	\$0	\$0	\$22,000
101 142 320	Buildings	\$0	\$0	\$0	\$45,000	\$0	\$3,000	\$0
101 142 340	Books	\$50,321	\$53,138	\$52,824	\$52,000	\$13,545	\$52,000	\$53,000
101 142 342	A V Capital	\$10,033	\$11,718	\$12,409	\$13,000	\$3,025	\$13,000	\$13,500
101 142 350	Equipment	\$0	\$0	\$2,543	\$1,500	\$126	\$1,500	\$1,000
	<b>Subtotal Capital Expenditures</b>	<b>\$60,354</b>	<b>\$64,856</b>	<b>\$67,776</b>	<b>\$111,500</b>	<b>\$16,696</b>	<b>\$69,500</b>	<b>\$89,500</b>
	<b>Total Expenditures</b>	<b>\$606,226</b>	<b>\$652,508</b>	<b>\$673,764</b>	<b>\$791,394</b>	<b>\$284,480</b>	<b>\$749,746</b>	<b>\$777,878</b>

**OPERATING TRANSFERS**  
**ACCOUNT #101-182**

**PURPOSE OF THIS DEPARTMENT:** Why does this department exist?

The purpose of the operating transfer fund is to account for contributions/subsidies made by the General Fund to other departments.

**City of Yankton**  
**Proposed 2018 Budget**

Fund: <b>General</b>		Function: <b>Operating Transfers</b>				Activity: <b>Finance Office</b>		
ACCOUNT NO.	DESCRIPTION	2014 ACTUAL	2015 ACTUAL	2016 ACTUAL	2017 ADOPTED	2017 Y.T.D.	2017 ESTIMATED	2018 PROPOSED
101 182 620	Parks & Recreation Fund	\$862,287	\$1,019,909	\$1,227,956	\$1,361,538	\$711,106	\$1,326,229	\$1,243,246
101 182 622	Memorial Park Pool	\$133,402	\$137,367	\$127,216	\$174,817	\$89,106	\$163,855	\$156,800
101 182 623	Marne Creek Fund	\$76,044	\$85,722	\$86,448	\$104,996	\$74,780	\$104,996	\$103,837
101 182 625	Recreation/SAC	\$224,378	\$199,110	\$277,315	\$285,604	\$164,224	\$300,633	\$310,256
101 182 627	911 Fund / Dispatch	\$463,925	\$451,038	\$440,061	\$633,013	\$606,545	\$1,233,591	\$654,503
101 182 651	Public Improvement Fund	\$0	\$4,380	\$100,000	\$100,000	\$0	\$0	\$0
101 182 652	Airport Capital	\$0	\$0	\$0	\$0	\$0	\$0	\$0
101 182 653	Park Capital	\$26,000	\$72,600	\$41,500	\$78,500	\$0	\$78,500	\$41,562
101 182 637	Loan to TID #5 (Debt Service)	\$45,676	\$58,200	\$0	\$0	\$0	\$0	\$0
101 182 637	Loan to TID #5 (Sales Tax)	\$268,803	\$305,114	\$0	\$0	\$0	\$0	\$0
101 182 637	Loan to TID #5 (Road Projects)	\$0	\$1,980,599	\$0	\$0	\$0	\$0	\$0
101 182 661	Cemetery Fund	\$70,558	\$91,031	\$112,788	\$131,288	\$62,590	\$84,171	\$74,144
101 182 663	Transfer to Fox Run Golf	\$0	\$0	\$525,804	\$67,340	\$0	\$200,000	\$200,000
101 182 663	Loan to Fox Run Golf	\$0	\$0	\$0	\$90,000	\$0	\$0	\$0
	<b>Total Transfers</b>	<b>\$2,171,073</b>	<b>\$4,405,070</b>	<b>\$2,939,088</b>	<b>\$3,027,096</b>	<b>\$1,708,351</b>	<b>\$3,491,975</b>	<b>\$2,784,348</b>

## GENERAL FUND SUMMARY

**PURPOSE:** The following four pages are a summary of the Adopted General Fund Expenditures by department and by function. The functions are divided into our three spending groups:

**100 Series** - Personnel Services

**200 Series** - Other Current Expenditures

**300 Series** - Capital Expenditures

These pages are a management tool for comparative and analysis purposes.

**City of Yankton**  
**Proposed 2018 Budget**

\$2,343,913

**Fund: General**

**Function: Summary-Personnel Services**

ACCOUNT NO.	DESCRIPTION	2014 ACTUAL	2015 ACTUAL	2016 ACTUAL	2017 ADOPTED	2017 Y.T.D.	2017 ESTIMATED	2018 PROPOSED
	City Commission	\$55,957	\$57,426	\$59,444	\$64,341	\$27,245	\$64,319	\$65,866
	City Manager	\$236,828	\$249,285	\$259,173	\$314,703	\$117,372	\$309,732	\$313,515
	City Attorney	\$41,041	\$42,773	\$44,708	\$48,081	\$21,208	\$46,996	\$47,591
	Finance Office	\$481,561	\$499,529	\$522,413	\$573,720	\$236,267	\$573,687	\$579,932
	Information Services	\$143,167	\$143,363	\$183,404	\$277,508	\$101,089	\$271,479	\$310,180
	Community Development	\$287,296	\$299,802	\$357,534	\$402,839	\$156,552	\$402,615	\$407,400
	Police	\$1,801,531	\$1,915,248	\$2,017,183	\$2,363,119	\$901,573	\$2,362,999	\$2,557,872
	Animal Control	\$47,048	\$48,841	\$49,859	\$56,934	\$23,219	\$54,983	\$56,489
	Fire Department.	\$176,675	\$183,931	\$191,271	\$209,371	\$83,422	\$209,363	\$212,321
	Engineering	\$487,525	\$516,143	\$466,442	\$570,477	\$201,888	\$550,119	\$559,095
	Street Division	\$726,490	\$757,870	\$756,170	\$982,703	\$327,650	\$978,198	\$990,338
	Snow & Ice Removal	\$31,641	\$48,508	\$31,664	\$41,591	\$20,340	\$40,966	\$41,175
	City Hall	\$79,946	\$78,074	\$82,762	\$101,576	\$37,013	\$97,000	\$99,212
	Traffic Control	\$29,308	\$31,298	\$32,232	\$41,468	\$26,212	\$61,371	\$62,121
	Chan Gurney Airport	\$98,688	\$106,705	\$114,778	\$142,015	\$51,699	\$138,158	\$142,426
	Senior Citizens Center	\$5,413	\$5,620	\$5,774	\$7,390	\$2,629	\$7,049	\$7,460
	Community Library	\$442,512	\$475,641	\$487,662	\$549,743	\$214,267	\$549,695	\$554,912
	<b>Total Personnel Services</b>	<b>\$5,172,627</b>	<b>\$5,460,057</b>	<b>\$5,662,473</b>	<b>\$6,747,579</b>	<b>\$2,549,645</b>	<b>\$6,718,729</b>	<b>\$7,007,905</b>



**City of Yankton**  
**Proposed 2018 Budget**

Fund: **General**

Function: **Summary-Other Current Expenditures**

ACCOUNT NO.	DESCRIPTION	2014 ACTUAL	2015 ACTUAL	2016 ACTUAL	2017 ADOPTED	2017 Y.T.D.	2017 ESTIMATED	2018 PROPOSED
	City Commission	\$84,215	\$75,289	\$75,943	\$95,105	\$26,318	\$84,905	\$96,376
	City Manager	\$25,956	\$30,290	\$58,775	\$76,262	\$21,647	\$58,990	\$76,284
	City Attorney	\$6,305	\$19,612	\$1,911	\$9,000	\$643	\$7,000	\$9,000
	Finance Office	\$35,843	\$36,419	\$35,481	\$54,727	\$27,637	\$54,648	\$55,211
	Information Services	\$33,238	\$52,649	\$51,483	\$68,895	\$17,960	\$68,895	\$71,930
	Community Development	\$24,064	\$26,965	\$26,316	\$55,416	\$8,793	\$54,166	\$55,813
	Contingency	\$0	\$0	\$0	\$200,000	\$0	\$200,000	\$300,000
	Police	\$314,385	\$294,643	\$351,012	\$401,490	\$163,273	\$373,879	\$386,002
	Animal Control	\$4,267	\$8,606	\$12,968	\$17,814	\$2,517	\$17,249	\$17,814
	Fire Department.	\$138,979	\$132,061	\$123,455	\$174,870	\$53,321	\$163,570	\$174,870
	Civil Defense	\$4,603	\$975	\$1,659	\$5,415	\$455	\$5,144	\$3,415
	Engineering	\$52,624	\$30,659	\$25,505	\$53,472	\$7,955	\$49,058	\$53,864
	Street Division	\$432,810	\$479,267	\$479,281	\$580,948	\$212,744	\$581,755	\$582,345
	Snow & Ice Removal	\$55,755	\$65,662	\$116,940	\$109,429	\$43,474	\$119,223	\$109,635
	City Hall	\$64,705	\$85,002	\$72,019	\$99,350	\$37,734	\$82,850	\$93,150
	Traffic Control	\$263,989	\$302,948	\$311,185	\$316,635	\$135,728	\$318,721	\$316,779
	Chan Gurney Airport	\$358,698	\$225,759	\$265,057	\$338,502	\$65,115	\$322,752	\$326,942
	Special Appropriations	\$274,932	\$273,051	\$133,033	\$130,064	\$83,094	\$130,087	\$130,064
	Senior Citizens Center	\$41,251	\$43,726	\$42,254	\$49,516	\$18,016	\$46,108	\$47,724
	Community Library	\$103,360	\$112,011	\$118,326	\$130,151	\$53,517	\$130,551	\$133,466
	Operating Transfers	\$2,171,073	\$4,405,070	\$2,939,088	\$3,027,096	\$0	\$3,491,975	\$2,784,348
	<b>Total Other Current Expenditure</b>	<b>\$4,491,052</b>	<b>\$6,700,664</b>	<b>\$5,241,691</b>	<b>\$5,994,157</b>	<b>\$979,941</b>	<b>\$6,361,526</b>	<b>\$5,825,032</b>

**City of Yankton**  
**Proposed 2018 Budget**

Fund: **General**

Function: **Summary-Capital Expenditures**

ACCOUNT NO.	DESCRIPTION	2014 ACTUAL	2015 ACTUAL	2016 ACTUAL	2017 ADOPTED	2017 Y.T.D.	2017 ESTIMATED	2018 PROPOSED
	City Manager's Office	\$0	\$0	\$0	\$7,000	\$0	\$0	\$1,000
	Finance Office	\$0	\$0	\$0	\$1,000	\$0	\$0	\$1,000
	Information Services	\$36,702	\$17,052	\$23,390	\$150,757	\$3,382	\$130,757	\$72,000
	Community Development	\$0	\$0	\$5,992	\$18,267	\$2,384	\$18,267	\$1,000
	Police	\$120,668	\$103,362	\$78,919	\$821,190	\$299,687	\$799,651	\$180,900
	Animal Control	\$0	\$0	\$0	\$0	\$0	\$0	\$0
	Fire Department.	\$522,360	\$1,171,648	\$239,963	\$539,720	\$50,149	\$530,790	\$514,205
	Civil Defense	\$0	\$22,489	\$0	\$0	\$0	\$0	\$0
	Engineering	\$1,585	\$48,359	\$32,025	\$14,700	\$8,267	\$8,267	\$3,500
	Street Division	\$98,801	\$294,797	\$423,554	\$370,000	\$0	\$258,536	\$371,000
	Snow & Ice Removal	\$9,400	\$156,328	\$123,232	\$105,486	\$60,170	\$60,300	\$25,000
	City Hall	\$95,268	\$12,845	\$7,379	\$14,500	\$0	\$3,000	\$7,500
	Traffic Control	\$16,710	\$34,923	\$1,190	\$44,000	\$3,562	\$23,894	\$45,000
	Chan Gurney Airport	\$37,576	\$17,750	\$24,017	\$230,042	\$170,617	\$218,339	\$132,000
	Senior Citizens Center	\$4,144	\$14,398	\$10,590	\$11,800	\$0	\$10,300	\$10,800
	Community Library	\$60,354	\$64,856	\$67,776	\$111,500	\$16,696	\$69,500	\$89,500
	<b>Total Capital Expenditures</b>	<b>\$1,003,568</b>	<b>\$1,958,807</b>	<b>\$1,038,027</b>	<b>\$2,439,962</b>	<b>\$614,914</b>	<b>\$2,131,601</b>	<b>\$1,454,405</b>

**City of Yankton**  
**Proposed 2018 Budget**

Fund: **General**

Function: **Summary-Total Expenditures**

ACCOUNT NO.	DESCRIPTION	2014 ACTUAL	2015 ACTUAL	2016 ACTUAL	2017 ADOPTED	2017 Y.T.D.	2017 ESTIMATED	2018 PROPOSED
	City Commission	\$140,172	\$132,715	\$135,387	\$159,446	\$53,563	\$149,224	\$162,242
	City Manager	\$262,784	\$279,575	\$317,948	\$397,965	\$139,019	\$368,722	\$390,799
	City Attorney	\$47,346	\$62,385	\$46,619	\$57,081	\$21,851	\$53,996	\$56,591
	Finance Office	\$517,404	\$535,948	\$557,894	\$629,447	\$263,904	\$628,335	\$636,143
	Information Services	\$213,107	\$213,064	\$258,277	\$497,160	\$122,431	\$471,131	\$454,110
	Community Development	\$311,360	\$326,767	\$389,842	\$476,522	\$167,729	\$475,048	\$464,213
	Contingency	\$0	\$0	\$0	\$200,000	\$0	\$200,000	\$300,000
	Police	\$2,236,584	\$2,313,253	\$2,447,114	\$3,585,799	\$1,364,533	\$3,536,529	\$3,124,774
	Animal Control	\$51,315	\$57,447	\$62,827	\$74,748	\$25,736	\$72,232	\$74,303
	Fire Department.	\$838,014	\$1,487,640	\$554,689	\$923,961	\$186,892	\$903,723	\$901,396
	Civil Defense	\$4,603	\$23,464	\$1,659	\$5,415	\$455	\$5,144	\$3,415
	Engineering	\$541,734	\$595,161	\$523,972	\$638,649	\$218,110	\$607,444	\$616,459
	Street Division	\$1,258,101	\$1,531,934	\$1,659,005	\$1,933,651	\$540,394	\$1,818,489	\$1,943,683
	Snow & Ice Removal	\$96,796	\$270,498	\$271,836	\$256,506	\$123,984	\$220,489	\$175,810
	City Hall	\$239,919	\$175,921	\$162,160	\$215,426	\$74,747	\$182,850	\$199,862
	Traffic Control	\$310,007	\$369,169	\$344,607	\$402,103	\$165,502	\$403,986	\$423,900
	Chan Gurney Airport	\$494,962	\$350,214	\$403,852	\$710,559	\$287,431	\$679,249	\$601,368
	Special Appropriations	\$274,932	\$273,051	\$133,033	\$130,064	\$83,094	\$130,087	\$130,064
	Senior Citizens Center	\$50,808	\$63,744	\$58,618	\$68,706	\$20,645	\$63,457	\$65,984
	Community Library	\$606,226	\$652,508	\$673,764	\$791,394	\$284,480	\$749,746	\$777,878
	Operating Transfers	\$2,171,073	\$4,405,070	\$2,939,088	\$3,027,096	\$1,708,351	\$3,491,975	\$2,784,348
	<b>Total Expenditures</b>	<b>\$10,667,247</b>	<b>\$14,119,528</b>	<b>\$11,942,191</b>	<b>\$15,181,698</b>	<b>\$5,852,851</b>	<b>\$15,211,856</b>	<b>\$14,287,342</b>

# **PARKS, RECREATION, & SPECIAL EVENTS**

## **ACCOUNT #201**

**PURPOSE OF THIS DEPARTMENT:** Why does this department exist?

The mission of the Yankton Parks Department is to enhance the quality of life for the citizens of Yankton and the surrounding area by providing diverse parks, facilities, and urban forestry to serve a population with varied characteristics, interests, and needs. Dedication toward preservation of natural resources will ensure the opportunity for high-quality leisure experiences for present and future generations.

**DEPARTMENT PERSONNEL:** 1 Director of Parks and Recreation, 1 Parks & Grounds Superintendent, 1 Special Events Coordinator, 1 Senior Grounds Maintenance Worker, four Grounds Maintenance Workers, 1 Urban Forestry Specialist, and 1 Secretary.

**City of Yankton**  
**Proposed 2018 Budget**

**Fund: Parks & Recreation**

**Function: Culture-Recreation**

**Activity: Parks & Recreation**

ACCOUNT NO.	DESCRIPTION	2014 ACTUAL	2015 ACTUAL	2016 ACTUAL	2017 ADOPTED	2017 Y.T.D.	2017 ESTIMATED	2018 PROPOSED
201 201 101	Regular Salaries & Wages	\$378,263	\$387,628	\$449,301	\$500,801	\$206,611	\$500,801	\$506,991
201 201 102	Temp. Salaries & Wages	\$49,584	\$63,159	\$51,670	\$72,800	\$13,646	\$50,000	\$50,000
201 201 103	Overtime Wages	\$9,005	\$13,015	\$16,883	\$22,000	\$6,843	\$22,000	\$22,000
201 201 111	OASI	\$32,456	\$34,454	\$38,086	\$45,563	\$16,631	\$43,819	\$44,293
201 201 121	Retirement	\$23,269	\$23,943	\$28,000	\$31,368	\$12,901	\$31,368	\$31,739
201 201 131	Worker's Compensation	\$9,732	\$10,758	\$12,483	\$13,253	\$0	\$13,253	\$14,578
201 201 132	Group Insurance	\$64,141	\$61,180	\$67,774	\$115,807	\$35,418	\$115,807	\$115,807
201 201 133	Unemployment Insurance	\$830	\$811	\$874	\$1,215	\$646	\$1,215	\$1,346
	Subtotal Personnel Services	\$567,280	\$594,948	\$665,071	\$802,807	\$292,696	\$778,263	\$786,754
201 201 201	Insurance	\$13,320	\$13,947	\$14,446	\$16,884	\$14,115	\$16,884	\$20,572
201 201 202	Professional Services	\$2,024	\$4,543	\$16,193	\$30,000	\$148	\$5,000	\$5,000
201 201 204	Contracted Serv.-Operations	\$10,307	\$5,818	\$17,786	\$6,000	\$1,698	\$5,400	\$5,400
201 201 210	Promotional	\$0	\$0	\$9,082	\$10,000	\$895	\$10,000	\$10,000
201 201 211	Publishing	\$1,717	\$5,292	\$5,932	\$5,000	\$362	\$4,500	\$4,500
201 201 221	Rep. & Maintenance-Equipment	\$20,256	\$17,648	\$10,200	\$18,000	\$6,428	\$18,000	\$18,000
201 201 222	Rep. & Maint.-Vehicles	\$2,516	\$6,437	\$7,825	\$3,000	\$1,239	\$3,000	\$3,000
201 201 223	Rep. & Maintenance-Buildings	\$41,098	\$54,238	\$55,140	\$55,000	\$15,827	\$55,000	\$55,000
201 201 224	Rep. & Maint. Central Garage	\$22,210	\$37,395	\$48,454	\$61,000	\$22,600	\$50,000	\$50,000
201 201 231	Postage	\$99	\$761	\$561	\$1,500	\$162	\$1,000	\$1,000
201 201 232	Office Supplies	\$1,057	\$1,670	\$6,432	\$1,300	\$1,694	\$1,700	\$1,300
201 201 233	Printing & Binding	\$27	\$0	\$0	\$0	\$0	\$0	\$0
201 201 234	Copies	\$224	\$47	\$103	\$300	\$149	\$300	\$300
201 201 235	Subscriptions & Publications	\$42	\$0	\$99	\$100	\$0	\$100	\$100
201 201 236	Janitorial Supplies	\$6,170	\$6,783	\$6,265	\$7,500	\$2,101	\$6,900	\$6,900
201 201 240	Chemicals and Gases	\$13,884	\$3,825	\$9,258	\$14,500	\$5,498	\$13,000	\$13,000
201 201 241	Agricultural Supplies	\$23,491	\$28,748	\$30,956	\$30,000	\$11,267	\$30,000	\$30,000
201 201 242	Recreation Supplies-Operations	\$296	\$5,469	\$2,562	\$20,000	\$0	\$10,000	\$15,000
201 201 243	Medical and Safety Supplies	\$747	\$202	\$428	\$700	\$216	\$700	\$700
201 201 244	Uniforms and Dry Goods	\$1,043	\$1,161	\$1,477	\$1,800	\$663	\$1,800	\$1,800
201 201 247	Small Tools and Hardware	\$186	\$47	\$21	\$800	\$173	\$800	\$800
201 201 261	Membership Dues	\$1,005	\$634	\$871	\$1,000	\$765	\$1,000	\$1,000
201 201 263	Travel Expense	\$2,495	\$1,131	\$1,050	\$3,200	\$746	\$2,900	\$2,900
201 201 264	Learning	\$1,536	\$0	\$111	\$1,100	\$367	\$1,000	\$1,000
201 201 265	Conferences & Meetings	\$892	\$2,123	\$3,256	\$3,800	\$1,079	\$3,500	\$3,500
201 201 271	Telephone	\$6,221	\$6,271	\$6,533	\$7,400	\$2,993	\$7,000	\$7,000
201 201 272	Electricity	\$34,829	\$39,633	\$39,729	\$42,500	\$20,765	\$42,500	\$42,500
201 201 273	Fuel-Heating	\$7,010	\$4,202	\$5,159	\$7,250	\$2,770	\$7,250	\$7,250
201 201 274	Water Service	\$35,558	\$72,988	\$119,806	\$92,000	\$3,675	\$92,000	\$92,000
201 201 275	Sewer Service	\$3,755	\$4,371	\$4,608	\$5,000	\$889	\$5,000	\$5,000
201 201 276	Landfill	\$2,225	\$2,666	\$2,589	\$2,700	\$405	\$2,700	\$2,700
201 201 278	Yard Waste	\$0	\$0	\$131	\$0	\$0	\$0	\$0
	Subtotal Other Current Expenditures	\$256,240	\$328,050	\$427,063	\$449,334	\$119,689	\$398,934	\$407,222
201 201 301	Capital Repair & Maintenance	\$995	\$0	\$0	\$7,000	\$0	\$7,000	\$7,000
201 201 350	Equipment	\$71,471	\$94,462	\$188,814	\$228,200	\$208,005	\$225,610	\$60,000
	Subtotal Capital Expenditures	\$72,466	\$94,462	\$188,814	\$235,200	\$208,005	\$232,610	\$67,000
	Total Expenditures	\$895,986	\$1,017,460	\$1,280,948	\$1,487,341	\$620,390	\$1,409,807	\$1,260,976

**City of Yankton**  
**Proposed 2018 Budget**

<b>Fund: Parks &amp; Recreation</b>		<b>Function: Culture-Recreation</b>				<b>Activity: Parks &amp; Recreation</b>		
<b>ACCOUNT NO.</b>	<b>DESCRIPTION</b>	<b>2014 ACTUAL</b>	<b>2015 ACTUAL</b>	<b>2016 ACTUAL</b>	<b>2017 ADOPTED</b>	<b>2017 Y.T.D.</b>	<b>2017 ESTIMATED</b>	<b>2018 PROPOSED</b>
	Prior Year Balance	\$39,680	\$21,886	\$52,978	\$0	\$24,738	\$24,738	\$0
201 3349	LWCF Grant	\$0	\$0	\$0	\$40,000	\$0	\$40,000	\$0
201 3356	Partners In Community Grant	\$0	\$0	\$0	\$0	\$0	\$0	\$0
201 3488	Concessions	\$4,042	\$4,530	\$4,376	\$4,100	\$900	\$4,100	\$4,100
201 3489	Other-Park Revenue	\$20	\$1	\$0	\$25	\$0	\$25	\$25
201 3491	Other-Non Taxable	\$8	\$119	\$96	\$5	\$0	\$5	\$5
	<b>Subtotal Park Revenue</b>	<b>\$4,070</b>	<b>\$4,650</b>	<b>\$4,472</b>	<b>\$44,130</b>	<b>\$900</b>	<b>\$44,130</b>	<b>\$4,130</b>
201 3610	Interest	\$732	\$1,377	\$2,898	\$500	\$1,274	\$1,500	\$500
201 3612	Sale of Fixed Assets	\$0	\$0	\$366	\$0	\$0	\$0	\$0
201 3615	Misc Reimbursement	\$1,101	\$903	\$5,049	\$0	\$490	\$1,100	\$1,100
201 3620	Rentals-Park (Picnic Shelters & Court Spaces)	\$8,629	\$8,768	\$9,317	\$9,500	\$5,310	\$9,500	\$9,500
201 3640	Compen. for Loss & Damage	\$358	\$21	\$156	\$0	\$110	\$110	\$0
201 3660	Donations	\$1,015	\$12,924	\$350	\$0	\$0	\$0	\$0
201 3718	Beer	\$0	\$0	\$2,144	\$0	\$0	\$2,500	\$2,500
	<b>Subtotal Misc. Revenue</b>	<b>\$11,835</b>	<b>\$23,993</b>	<b>\$20,280</b>	<b>\$10,000</b>	<b>\$7,184</b>	<b>\$14,710</b>	<b>\$13,600</b>
201 3910	Transfer from General Fund	\$862,287	\$1,019,909	\$1,227,956	\$1,433,211	\$711,106	\$1,326,229	\$1,243,246
	<b>Subtotal Transfer Revenue</b>	<b>\$862,287</b>	<b>\$1,019,909</b>	<b>\$1,227,956</b>	<b>\$1,433,211</b>	<b>\$711,106</b>	<b>\$1,326,229</b>	<b>\$1,243,246</b>
	<b>Total Funds Available</b>	<b>\$917,872</b>	<b>\$1,070,438</b>	<b>\$1,305,686</b>	<b>\$1,487,341</b>	<b>\$743,928</b>	<b>\$1,409,807</b>	<b>\$1,260,976</b>
	<b>Total Expenditures</b>	<b>\$895,986</b>	<b>\$1,017,460</b>	<b>\$1,280,948</b>	<b>\$1,487,341</b>	<b>\$620,390</b>	<b>\$1,409,807</b>	<b>\$1,260,976</b>
	<b>Ending Balance</b>	<b>\$21,886</b>	<b>\$52,978</b>	<b>\$24,738</b>	<b>\$0</b>	<b>\$123,538</b>	<b>\$0</b>	<b>\$0</b>

**MEMORIAL PARK POOL**  
**ACCOUNT #202**

**PURPOSE OF THIS DEPARTMENT:** Why does this department exist?

The mission of the Memorial Pool is to enhance the quality of life for the citizens of Yankton and the surrounding area by providing a diverse aquatic facility to serve a population with varied characteristics, interests, and needs.

**City of Yankton**  
**Proposed 2018 Budget**

Fund: Memorial Park Pool		Function: Culture-Recreation				Activity: Memorial Pool		
ACCOUNT NO.	DESCRIPTION	2014 ACTUAL	2015 ACTUAL	2016 ACTUAL	2017 ADOPTED	2017 Y.T.D.	2017 ESTIMATED	2018 PROPOSED
202 202 102	Temporary Wages	\$52,371	\$66,797	\$66,384	\$67,000	\$8,878	\$73,700	\$76,000
202 202 111	OASI	\$4,007	\$5,110	\$5,078	\$5,126	\$679	\$5,638	\$5,814
202 202 133	Unemployment Insurance	\$262	\$301	\$299	\$431	\$40	\$410	\$431
	<b>Subtotal Personnel Services</b>	<b>\$56,640</b>	<b>\$72,208</b>	<b>\$71,761</b>	<b>\$72,557</b>	<b>\$9,597</b>	<b>\$79,748</b>	<b>\$82,245</b>
202 202 201	Insurance	\$173	\$178	\$179	\$200	\$186	\$200	\$200
202 202 202	Professional Services	\$138	\$165	\$165	\$1,200	\$5,800	\$31,200	\$500
202 202 204	Centennial Project	\$0	\$0	\$0	\$0	\$0	\$0	\$0
202 202 211	Advertising	\$889	\$879	\$915	\$1,000	\$0	\$1,000	\$1,000
202 202 221	Rep. & Maint. - Equipment	\$3,600	\$4,686	\$8,992	\$6,000	\$300	\$5,000	\$5,000
202 202 223	Rep. & Maint. - Buildings	\$29,796	\$20,645	\$0	\$35,000	\$7,220	\$10,000	\$25,000
202 202 231	Postage	\$0	\$0	\$0	\$5	\$0	\$5	\$5
202 202 232	Office Supplies	\$0	\$125	\$0	\$150	\$43	\$100	\$150
202 202 236	Janitorial Supplies	\$169	\$87	\$0	\$200	\$155	\$200	\$200
202 202 240	Chemicals	\$32,996	\$26,587	\$31,484	\$32,500	\$1,395	\$32,500	\$32,500
202 202 242	Recreation Supplies	\$948	\$1,120	\$1,229	\$1,500	\$0	\$1,500	\$1,500
202 202 244	Uniforms & Dry Goods	\$2,944	\$3,460	\$3,111	\$3,000	\$786	\$3,400	\$3,400
202 202 247	Small Tools & Hardware	\$0	\$0	\$0	\$0	\$0	\$0	\$0
202 202 271	Telephone	\$649	\$679	\$637	\$700	\$268	\$700	\$700
202 202 272	Electricity	\$7,048	\$7,723	\$7,522	\$8,500	\$935	\$8,000	\$8,000
202 202 273	Fuel-Heating	\$8,639	\$1,883	\$1,050	\$6,800	\$60	\$6,000	\$6,000
202 202 274	Water Service	\$17,421	\$15,396	\$17,193	\$21,000	\$0	\$21,000	\$21,000
202 202 275	Sewer Service	\$14,564	\$12,765	\$15,687	\$15,000	\$0	\$16,000	\$16,000
202 202 701	Cash Short	\$1	\$0	\$1	\$0	\$0	\$1	\$0
202 202 728	Concessions Stand Operations	\$5,661	\$7,447	\$8,280	\$7,000	\$0	\$8,500	\$8,500
	<b>Total Operating Expenses</b>	<b>\$125,636</b>	<b>\$103,825</b>	<b>\$96,445</b>	<b>\$139,755</b>	<b>\$17,148</b>	<b>\$145,306</b>	<b>\$129,655</b>
202 202 350	Equipment	\$0	\$12,373	\$12,566	\$22,000	\$637	\$6,000	\$2,000
	<b>Total Capital Outlay</b>	<b>\$0</b>	<b>\$12,373</b>	<b>\$12,566</b>	<b>\$22,000</b>	<b>\$637</b>	<b>\$6,000</b>	<b>\$2,000</b>
	<b>Total Expenditures</b>	<b>\$182,276</b>	<b>\$188,406</b>	<b>\$180,772</b>	<b>\$234,312</b>	<b>\$27,382</b>	<b>\$231,054</b>	<b>\$213,900</b>

Fund: Memorial Park Pool		Function: Culture-Recreation				Activity: Memorial Pool		
ACCOUNT NO.	DESCRIPTION	2014 ACTUAL	2015 ACTUAL	2016 ACTUAL	2017 ADOPTED	2017 Y.T.D.	2017 ESTIMATED	2018 PROPOSED
	Prior Year Balance	\$9,463	\$10,048	\$9,416	\$0	\$10,000	\$10,000	\$0
202 3471	Red Cross Lessons	\$11,947	\$9,730	\$9,721	\$10,000	\$0	\$10,000	\$10,000
202 3472	Pool Receipts	\$9,728	\$12,047	\$11,961	\$12,000	\$0	\$14,000	\$14,000
202 3491	Other Non-Taxable	\$0	\$0	(\$6)	\$0	\$0	\$0	\$0
202 3610	Interest	\$159	\$253	\$519	\$300	\$316	\$400	\$300
202 3615	Miscellaneous Reimbursements	\$398	\$375	\$0	\$300	\$0	\$300	\$300
202 3701	Cash Long	\$10	\$0	\$0	\$0	\$0	\$0	\$0
202 3728	Miscellaneous Concessions	\$8,937	\$12,403	\$14,130	\$12,500	\$0	\$12,500	\$12,500
202 3755	Joint Pool Pass	\$18,280	\$15,599	\$17,815	\$17,000	\$0	\$20,000	\$20,000
202 3910	Transfer From General Fund	\$133,402	\$137,367	\$127,216	\$182,212	\$89,106	\$163,855	\$156,800
	<b>Total Funds Available</b>	<b>\$192,324</b>	<b>\$197,822</b>	<b>\$190,772</b>	<b>\$234,312</b>	<b>\$99,422</b>	<b>\$231,054</b>	<b>\$213,900</b>
	<b>Total Expenditures</b>	<b>\$182,276</b>	<b>\$188,406</b>	<b>\$180,772</b>	<b>\$234,312</b>	<b>\$27,382</b>	<b>\$231,054</b>	<b>\$213,900</b>
	<b>Ending Balance</b>	<b>\$10,048</b>	<b>\$9,416</b>	<b>\$10,000</b>	<b>\$0</b>	<b>\$72,040</b>	<b>\$0</b>	<b>\$0</b>

vist



<p style="text-align: center;"><b>SUMMIT ACTIVITIES CENTER</b> <b>ACCOUNT #203</b></p>
--

**PURPOSE OF THIS DEPARTMENT:** Why does this department exist?

The Summit Activities Center mission is to enhance the quality of life for the citizens of Yankton and the surrounding area by providing a facility for recreational, cultural, educational, social, and health enhancement programs to serve a population with varied characteristics, interests, and needs. The SAC/Yankton High School also provides a community center offering rental facilities such as theatres, meeting rooms, gyms, commons, and aquatic areas.

**DEPARTMENT PERSONNEL:** 1 Superintendent of Recreation, 1 Recreation Coordinator, 1 Office Specialist, and 1 receptionist.

**City of Yankton**  
**Proposed 2018 Budget**

Fund: Parks & Recreation		Function: Culture-Recreation				Activity: Summit Activities Center		
ACCOUNT NO.	DESCRIPTION	2014 ACTUAL	2015 ACTUAL	2016 ACTUAL	2017 ADOPTED	2017 Y.T.D.	2017 ESTIMATED	2018 PROPOSED
203 203 101	Regular Salaries & Wages	\$147,020	\$155,224	\$165,854	\$168,936	\$74,085	\$178,864	\$181,075
203 203 102	Temp. Salaries & Wages	\$135,109	\$147,827	\$157,598	\$165,760	\$73,441	\$148,000	\$148,000
203 203 103	Overtime Wages	\$963	\$2,455	\$3,158	\$4,000	\$1,947	\$4,000	\$1,500
203 203 111	OASI	\$20,873	\$22,805	\$24,449	\$25,910	\$11,174	\$25,311	\$25,289
203 203 121	Retirement	\$8,879	\$9,461	\$10,141	\$10,376	\$4,391	\$10,972	\$10,955
203 203 131	Worker's Compensation	\$7,895	\$8,728	\$9,706	\$10,753	\$0	\$9,775	\$10,753
203 203 132	Group Insurance	\$30,955	\$31,691	\$31,797	\$43,923	\$14,602	\$43,923	\$43,923
203 203 133	Unemployment Insurance	\$988	\$946	\$1,018	\$1,302	\$607	\$1,240	\$1,302
	Subtotal Personnel Services	\$352,682	\$379,137	\$403,721	\$430,960	\$180,247	\$422,085	\$422,797
203 203 201	Insurance	\$721	\$846	\$748	\$982	\$775	\$935	\$1,029
203 203 202	Professional Services	\$48,172	\$65,268	\$77,116	\$56,000	\$20,599	\$56,000	\$56,000
203 203 203	Bank Card Discounts	\$2,782	\$3,072	\$3,578	\$3,100	\$1,444	\$3,500	\$3,500
203 203 204	Contracted Serv.-Operations	\$24,584	\$15,679	\$34,449	\$37,600	\$13,654	\$37,600	\$37,600
203 203 206	Cost of Service Provided - (school)	\$112,414	\$110,056	\$111,566	\$135,000	\$36,538	\$135,000	\$135,000
203 203 211	Publishing & Advertising	\$12,723	\$8,441	\$13,446	\$10,200	\$3,613	\$10,200	\$10,200
203 203 213	Contracted Services(Ice Arena)	\$7,402	\$8,534	\$7,085	\$9,000	\$3,408	\$9,000	\$9,000
203 203 221	Rep. & Maintenance-Equipment	\$1,397	(\$206)	\$88	\$5,000	\$3,304	\$5,000	\$5,000
203 203 223	Rep. & Maintenance-Buildings	\$1,015	\$2,080	\$1,047	\$3,500	\$5,318	\$5,318	\$3,500
203 203 224	Rep. & Maint. Central Garage	\$1,877	\$1,288	\$2,141	\$1,200	\$514	\$514	\$500
203 203 231	Postage	\$1,385	\$648	\$620	\$1,800	\$560	\$1,300	\$1,300
203 203 232	Office Supplies	\$2,297	\$4,252	\$1,832	\$3,500	\$792	\$2,000	\$2,000
203 203 233	Printing & Binding	\$6,660	\$3,500	\$5,300	\$6,000	\$5,810	\$6,000	\$6,000
203 203 234	Copies	\$1,001	\$564	\$592	\$1,500	\$583	\$1,200	\$1,200
203 203 235	Subscriptions & Publications	\$540	\$718	\$525	\$700	\$140	\$700	\$700
203 203 236	Janitorial Supplies	\$7,741	\$7,319	\$5,871	\$9,000	\$2,989	\$8,000	\$8,000
203 203 240	Chemicals and Gases	\$10,499	\$15,762	\$17,881	\$16,000	\$9,829	\$16,000	\$16,000
203 203 241	Agricultural Supplies	\$0	\$0	\$0	\$0	\$0	\$0	\$0
203 203 242	Recreation Supplies-Operations	\$11,750	\$12,956	\$17,141	\$12,000	\$3,454	\$12,000	\$12,000
203 203 243	Medical and Safety Supplies	\$690	\$233	\$1,048	\$1,000	\$909	\$1,000	\$1,000
203 203 244	Uniforms and Dry Goods	\$1,610	\$2,029	\$2,401	\$2,300	\$1,055	\$2,300	\$2,300
203 203 247	Small Tools and Hardware	\$58	\$2	\$6	\$100	\$22	\$100	\$100
203 203 250	Rec. Supplies-Arts Program	\$0	\$0	\$0	\$0	\$0	\$0	\$0
203 203 261	Membership Dues	\$540	\$1,151	\$615	\$800	\$255	\$800	\$800
203 203 263	Travel Expense	\$1,260	\$0	\$0	\$1,350	\$0	\$1,350	\$1,350
203 203 264	Learning	\$100	\$802	\$566	\$1,100	\$0	\$1,100	\$1,100
203 203 265	Conferences & Meetings	\$629	\$168	\$0	\$2,500	\$15	\$2,500	\$2,500
203 203 271	Telephone	\$4,848	\$5,074	\$5,018	\$5,200	\$2,064	\$5,200	\$5,200
203 203 274	Water Service	\$5,276	\$4,634	\$3,685	\$6,200	\$1,972	\$6,200	\$6,200
203 203 275	Sewer Service	\$1,641	\$1,750	\$646	\$2,350	\$527	\$2,350	\$2,350
	Subtotal Other Current Expenditures	\$271,612	\$276,620	\$315,011	\$334,982	\$120,143	\$333,167	\$331,429
203 203 701	Cash Short	\$10	\$0	\$2	\$100	\$7	\$100	\$100
203 203 728	Misc. Concessions	\$2,907	\$2,228	\$1,829	\$2,500	\$558	\$2,000	\$2,000
203 203 766	Merchandise	\$2,424	\$1,693	\$2,174	\$2,800	\$51	\$2,500	\$2,500
203 203 784	Awards	\$4,744	\$4,873	\$3,881	\$5,000	\$4,112	\$5,500	\$5,000
	Subtotal Resale Expenditures	\$10,085	\$8,794	\$7,886	\$10,400	\$4,728	\$10,100	\$9,600
203 203 350	Equipment	\$0	\$0	\$0	\$15,000	\$15,637	\$18,500	\$15,000
	Subtotal Capital Expenditures	\$0	\$0	\$0	\$15,000	\$15,637	\$18,500	\$15,000
	Total Expenditures	\$634,379	\$664,551	\$726,618	\$791,342	\$320,755	\$783,852	\$778,826

**City of Yankton**  
**Proposed 2018 Budget**

Fund: **Parks & Recreation**

Function: **Culture-Recreation**

Activity: **Summit Activities Center**

ACCOUNT NO.	DESCRIPTION	2014 ACTUAL	2015 ACTUAL	2016 ACTUAL	2017 ADOPTED	2017 Y.T.D.	2017 ESTIMATED	2018 PROPOSED
	Prior Year Balance	(\$21,307)	\$15,100	\$5,745	\$0	\$14,046	\$14,046	\$0
203 3390	Yankton School District	\$28,914	\$35,641	\$37,072	\$35,000	\$8,540	\$36,000	\$36,000
203 3437	Equipment & Material Charge	\$0	\$541	\$0	\$0	\$0	\$0	\$0
203 3451	Skate Rentals	\$0	\$299	\$0	\$0	\$0	\$0	\$0
203 3459	Alcoa Ice Skating Rink	\$14,983	\$13,868	\$13,715	\$14,000	\$5,628	\$14,000	\$14,000
203 3481	Personal Training	\$440	\$359	\$91	\$400	\$0	\$0	\$0
203 3484	Red Cross Lessons-SAC	\$770	\$1,210	\$556	\$1,000	\$817	\$1,000	\$1,000
203 3488	Rentals-SAC	\$8,860	\$12,199	\$14,089	\$13,500	\$5,519	\$14,500	\$14,500
203 3489	Rentals-City Hall Gym	\$4,051	\$5,160	\$4,367	\$5,500	\$2,311	\$5,000	\$5,000
203 3701	Cash Long	\$98	\$5	\$390	\$100	\$2	\$100	\$100
203 3726	Contracted Concessions	\$1,412	\$1,675	\$1,209	\$1,750	\$897	\$1,750	\$1,750
203 3728	Misc. Concessions	\$4,375	\$3,437	\$2,689	\$4,000	\$1,063	\$3,000	\$3,000
203 3740	Annual Memberships	\$87,045	\$93,728	\$94,196	\$92,000	\$40,243	\$96,000	\$96,000
203 3741	Corporate Memberships	\$80,009	\$79,518	\$75,397	\$81,000	\$27,732	\$77,000	\$77,000
203 3742	Quarterly Memberships	\$81,381	\$70,419	\$71,039	\$75,000	\$31,900	\$75,000	\$75,000
203 3743	Daily Pass	\$31,145	\$30,717	\$31,018	\$32,000	\$15,370	\$32,000	\$32,000
203 3744	Adult Recreation Leagues	\$30,421	\$27,518	\$27,005	\$29,000	\$11,898	\$28,000	\$28,000
203 3745	Youth Recreation Leagues	\$1,430	\$1,360	\$3,623	\$1,750	\$935	\$3,500	\$3,500
203 3746	SAC Programs	\$3,801	\$2,692	\$4,580	\$3,800	\$2,259	\$4,300	\$4,300
203 3747	TOT Time Child	\$66	\$6	\$4	\$75	\$0	\$0	\$0
203 3748	ActiveNET Programs	\$56,912	\$62,453	\$63,413	\$62,000	\$64,403	\$64,403	\$64,000
203 3749	Showers	\$14	\$88	\$19	\$100	\$3	\$100	\$100
203 3755	Yankton Summer Pool Pass	\$5,382	\$8,798	\$8,737	\$7,500	\$17,557	\$8,700	\$8,700
203 3766	Merchandise	\$571	\$497	\$307	\$600	\$74	\$500	\$500
203 3768	SAC Programs - Non Taxable	\$180	\$1,620	\$2,575	\$2,000	\$1,595	\$3,000	\$3,000
203 3771	Advertisement Fee	\$200	\$0	\$0	\$0	\$0	\$0	\$0
	Subtotal SAC Revenue	\$442,460	\$453,808	\$456,091	\$462,075	\$238,746	\$467,853	\$467,450
203 3610	Interest	\$342	\$529	\$927	\$300	\$375	\$500	\$300
203 3615	Misc Reimbursements/School	\$165	\$241	\$324	\$0	\$0	\$300	\$300
203 3620	Rentals Non-Taxable	\$3,224	\$0	\$1	\$0	\$0	\$0	\$0
203 3640	Compensation Loss & Damages	\$63	\$0	\$0	\$0	\$0	\$0	\$0
203 3660	Donations from Private	\$150	\$1,500	\$450	\$500	\$121	\$500	\$500
203 3690	Miscellaneous Non-Taxable	\$4	\$8	(\$189)	\$20	\$0	\$20	\$20
	Subtotal Misc. SAC Revenue	\$3,948	\$2,278	\$1,513	\$820	\$496	\$1,320	\$1,120
203 3910	Transfer from General Fund	\$224,378	\$199,110	\$277,315	\$328,447	\$164,224	\$300,633	\$310,256
	Total Funds Available	\$649,479	\$670,296	\$740,664	\$791,342	\$417,512	\$783,852	\$778,826
	Total Expenditures	\$634,379	\$664,551	\$726,618	\$791,342	\$320,755	\$783,852	\$778,826
	Ending Balance	\$15,100	\$5,745	\$14,046	\$0	\$96,757	\$0	\$0

**MARNE CREEK  
ACCOUNT #204**

**PURPOSE OF THIS DEPARTMENT:** Why does this department exist?

The mission of the division is to enhance the quality of life for the citizens of Yankton and the surrounding area by providing a recreational trail system to serve a population with varied characteristics, interests, and needs. Dedication toward preservation of natural resources will ensure the opportunity for high quality leisure experiences for present and future generations.

**DEPARTMENT PERSONNEL:** 1 Senior Grounds Maintenance Worker

**City of Yankton**  
**Proposed 2018 Budget**

<b>Fund: Parks &amp; Recreation</b>		<b>Function: Culture-Recreation</b>				<b>Activity: Marne Creek</b>		
ACCOUNT NO.	DESCRIPTION	2014 ACTUAL	2015 ACTUAL	2016 ACTUAL	2017 ADOPTED	2017 Y.T.D.	2017 ESTIMATED	2018 PROPOSED
204 204 101	Regular Wages	\$42,170	\$44,081	\$46,470	\$53,060	\$20,607	\$50,904	\$51,533
204 204 102	Temporary Wages	\$0	\$4,161	\$6,988	\$8,792	\$2,712	\$7,850	\$7,850
204 204 103	Overtime Wages	\$1,762	\$2,071	\$881	\$1,500	\$1,110	\$1,200	\$1,500
204 204 111	OASI	\$3,358	\$3,846	\$4,154	\$4,846	\$1,868	\$4,586	\$4,658
204 204 121	Retirement	\$2,636	\$2,769	\$2,841	\$3,274	\$1,303	\$3,126	\$3,182
204 204 131	Worker's Compensation	\$1,217	\$1,345	\$1,532	\$1,676	\$0	\$1,524	\$1,676
204 204 132	Group Insurance	\$6,867	\$6,976	\$6,958	\$9,716	\$3,467	\$9,716	\$9,716
204 204 133	Unemployment Insurance	\$68	\$77	\$97	\$138	\$68	\$131	\$138
	<b>Subtotal Personnel Services</b>	<b>\$58,078</b>	<b>\$65,326</b>	<b>\$69,921</b>	<b>\$83,002</b>	<b>\$31,135</b>	<b>\$79,037</b>	<b>\$80,253</b>
204 204 201	Insurance	\$384	\$395	\$398	\$509	\$412	\$485	\$534
204 204 202	Professional Services	\$6	\$0	\$0	\$500	\$0	\$500	\$500
204 204 221	Rep. & Maint. - Equipment	\$5,337	\$4,569	\$5,173	\$4,500	\$2,284	\$4,500	\$4,500
204 204 222	Rep. & Maint. - Vehicles	\$952	\$762	\$3,078	\$1,200	\$796	\$1,200	\$1,200
204 204 223	Rep. & Maint. - Trail	\$4,219	\$3,517	\$4,672	\$6,700	\$3,591	\$6,700	\$6,700
204 204 224	Rep. & Maint. - Central Garage	\$3,817	\$2,604	\$2,493	\$7,000	\$623	\$4,000	\$4,000
204 204 240	Chemicals	\$0	\$3,367	\$72	\$0	\$0	\$0	\$0
204 204 241	Agricultural Supplies	\$2,430	\$4,929	\$229	\$2,600	\$50	\$2,600	\$2,600
204 204 247	Small Tools & Hardware	\$45	\$10	\$32	\$500	\$4	\$500	\$500
204 204 271	Telephone	\$411	\$294	\$317	\$350	\$134	\$350	\$350
	<b>Total Operating Expenses</b>	<b>\$17,601</b>	<b>\$20,447</b>	<b>\$16,464</b>	<b>\$23,859</b>	<b>\$7,894</b>	<b>\$20,835</b>	<b>\$20,884</b>
204 204 301	Capital Repair and Maintenance	\$0	\$0	\$0	\$0	\$0	\$0	\$0
204 204 310	Land Purchase	\$0	\$0	\$0	\$30,000	\$0	\$30,000	\$30,000
204 204 320	Maintenance Trail Construction	\$21,731	\$38,534	\$13,700	\$30,000	\$200	\$30,000	\$30,000
204 204 321	Recreation Components	\$2,558	\$1,980	\$0	\$14,000	\$0	\$2,000	\$7,000
204 204 350	Equipment	\$1,000	\$0	\$0	\$43,000	\$29,933	\$38,000	\$3,000
	<b>Total Capital Outlay</b>	<b>\$25,289</b>	<b>\$40,514</b>	<b>\$13,700</b>	<b>\$117,000</b>	<b>\$30,133</b>	<b>\$100,000</b>	<b>\$70,000</b>
	<b>Total Expenditures</b>	<b>\$100,968</b>	<b>\$126,287</b>	<b>\$100,085</b>	<b>\$223,861</b>	<b>\$69,162</b>	<b>\$199,872</b>	<b>\$171,137</b>

<b>Fund: Parks &amp; Recreation</b>		<b>Function: Culture-Recreation</b>				<b>Activity: Marne Creek</b>		
ACCOUNT NO.	DESCRIPTION	2014 ACTUAL	2015 ACTUAL	2016 ACTUAL	2017 ADOPTED	2017 Y.T.D.	2017 ESTIMATED	2018 PROPOSED
	Prior Year Balance	\$120,880	\$96,120	\$56,068	\$75,000	\$43,152	\$43,152	\$8,776
204 3610	Interest	\$397	\$513	\$721	\$300	\$274	\$500	\$300
204 3341	Recreational Trails Program Grant - GF&P	(\$1,076)	\$0	\$0	\$0	\$0	\$0	\$0
204 3615	Misc Reimbursements	\$0	\$0	\$0	\$0	\$0	\$0	\$0
204 3640	Compensation for Loss & Damage	\$843	\$0	\$0	\$0	\$0	\$0	\$0
204 3660	Private Donations	\$0	\$0	\$0	\$0	\$0	\$0	\$0
204 3910	Transfer from General Fund	\$76,044	\$85,722	\$86,448	\$149,561	\$74,781	\$104,996	\$103,837
204 3950	Transfer from Second Penny	\$0	\$0	\$0	\$60,000	\$0	\$60,000	\$60,000
	<b>Subtotal Revenue</b>	<b>\$76,208</b>	<b>\$86,235</b>	<b>\$87,169</b>	<b>\$209,861</b>	<b>\$75,055</b>	<b>\$165,496</b>	<b>\$164,137</b>
	<b>Total Funds Available</b>	<b>\$197,088</b>	<b>\$182,355</b>	<b>\$143,237</b>	<b>\$284,861</b>	<b>\$118,207</b>	<b>\$208,648</b>	<b>\$172,913</b>
	<b>Total Expenditures</b>	<b>\$100,968</b>	<b>\$126,287</b>	<b>\$100,085</b>	<b>\$223,861</b>	<b>\$69,162</b>	<b>\$199,872</b>	<b>\$171,137</b>
	<b>Ending Balance</b>	<b>\$96,120</b>	<b>\$56,068</b>	<b>\$43,152</b>	<b>\$61,000</b>	<b>\$49,045</b>	<b>\$8,776</b>	<b>\$1,776</b>

**CASUALTY RESERVE  
ACCOUNT #205**

**PURPOSE OF THIS DEPARTMENT:** Why does this department exist?

The purpose of the appropriation is to provide a Casualty Reserve Fund, pursuant to South Dakota Codified Law (SDCL) 9-21.16.1, for replacement and repair of City property as a result of a casualty loss.

**City of Yankton**  
**Proposed 2018 Budget**

**Fund: Casualty Reserve**

**Activity: Casualty Reserve**

ACCOUNT NO.	DESCRIPTION	2014 ACTUAL	2015 ACTUAL	2016 ACTUAL	2017 ADOPTED	2017 Y.T.D.	2017 ESTIMATED	2018 PROPOSED
205 205 202	Professional Services	\$0	\$0	\$0	\$5,000	\$0	\$5,000	\$5,000
	Subtotal Other Current Expenditures	\$0	\$0	\$0	\$5,000	\$0	\$5,000	\$5,000
205 205 390	Other Fixed Assets	\$0	\$0	\$0	\$0	\$0	\$0	\$0
	Subtotal Capital Expenditures	\$0	\$0	\$0	\$0	\$0	\$0	\$0
205 205 610	Transfer to General Fund	\$0	\$0	\$0	\$0	\$0	\$0	\$0
	Subtotal Operating Transfer Out	\$0	\$0	\$0	\$0	\$0	\$0	\$0
	<b>Total Expenditures</b>	\$0	\$0	\$0	\$5,000	\$0	\$5,000	\$5,000

**Fund: Casualty Reserve**

**Activity: Casualty Reserve**

ACCOUNT NO.	DESCRIPTION	2014 ACTUAL	2015 ACTUAL	2016 ACTUAL	2017 ADOPTED	2017 Y.T.D.	2017 ESTIMATED	2018 PROPOSED
	Prior Year Balance	\$63,206	\$63,374	\$63,620	\$63,023	\$64,047	\$64,047	\$59,347
205 3610	Interest	\$168	\$246	\$427	\$125	\$201	\$300	\$250
	Total Funds Available	\$63,374	\$63,620	\$64,047	\$63,148	\$64,248	\$64,347	\$59,597
	Total Expenditures	\$0	\$0	\$0	\$5,000	\$0	\$5,000	\$5,000
	Ending Balance	\$63,374	\$63,620	\$64,047	\$58,148	\$64,248	\$59,347	\$54,597

**BRIDGE AND STREET FUND**  
**ACCOUNT #207-221**

**PURPOSE OF THIS DEPARTMENT:** Why does this department exist?

The purpose of these appropriations are to account for expenditures on bridge projects approved by the South Dakota Department of Transportation; maintain bridge inspections for all bridges on an every other year rotation, routine painting and maintenance of bridges on an as needed basis.



**City of Yankton**  
Proposed 2018 Budget

**Fund: Bridge & Street Fund**

**Activity: Capital Projects**

ACCOUNT NO.	DESCRIPTION	2014 ACTUAL	2015 ACTUAL	2016 ACTUAL	2017 ADOPTED	2017 Y.T.D.	2017 ESTIMATED	2018 PROPOSED
207 221 223	Bridge Painting	\$0	\$0	\$0	\$20,000	\$0	\$16,500	\$20,000
207 221 301	Road Materials	\$3,064	\$5	\$0	\$50,000	\$0	\$50,000	\$50,000
207 221 391	Pine Street Bridge Repair	\$0	\$20,000	\$108,100	\$1,412,321	\$11,420	\$11,420	\$1,412,321
207 221 392	Pine Street Bridge Historic Marker	\$0	\$0	\$0	\$0	\$0	\$0	\$15,000
207 221 396	Walkway - Replace Lynn Street Ped. Bridge	\$0	\$0	\$0	\$0	\$0	\$0	\$0
207 221 397	Cedar Street Bridge	\$0	\$21,415	\$10,255	\$0	\$0	\$0	\$0
	<b>Total Expenditures</b>	<b>\$3,064</b>	<b>\$41,420</b>	<b>\$118,355</b>	<b>\$1,482,321</b>	<b>\$11,420</b>	<b>\$77,920</b>	<b>\$1,497,321</b>

**Fund: Bridge & Street Fund**

**Activity: Capital Projects**

ACCOUNT NO.	DESCRIPTION	2014 ACTUAL	2015 ACTUAL	2016 ACTUAL	2017 ADOPTED	2017 Y.T.D.	2017 ESTIMATED	2018 PROPOSED
	Prior Year Balance	\$132,175	\$150,868	\$131,448	\$115,657	\$34,974	\$34,974	(\$21,324)
207 3380	Special Road & Bridge-Current	\$21,397	\$21,397	\$21,397	\$21,397	\$0	\$21,397	\$21,397
207 3384	Federal Aid Urban	\$0	\$0	\$0	\$854,905	\$0	\$0	\$854,905
207 3610	Interest	\$360	\$603	\$484	\$225	\$117	\$225	\$225
207 3950	Transfer from Second Penny	\$0	\$0	\$0	\$652,130	\$0	\$0	\$652,130
	<b>Subtotal Revenue</b>	<b>\$21,757</b>	<b>\$22,000</b>	<b>\$21,881</b>	<b>\$1,528,657</b>	<b>\$117</b>	<b>\$21,622</b>	<b>\$1,528,657</b>
	<b>Total Funds Available</b>	<b>\$153,932</b>	<b>\$172,868</b>	<b>\$153,329</b>	<b>\$1,644,314</b>	<b>\$35,091</b>	<b>\$56,596</b>	<b>\$1,507,333</b>
	<b>Total Expenditures</b>	<b>\$3,064</b>	<b>\$41,420</b>	<b>\$118,355</b>	<b>\$1,482,321</b>	<b>\$11,420</b>	<b>\$77,920</b>	<b>\$1,497,321</b>
	<b>Ending Balance</b>	<b>\$150,868</b>	<b>\$131,448</b>	<b>\$34,974</b>	<b>\$161,993</b>	<b>\$23,671</b>	<b>(\$21,324)</b>	<b>\$10,012</b>

**911 / DISPATCH  
ACCOUNT #208**

**PURPOSE OF THIS DEPARTMENT:** Why does this department exist?

The Yankton Dispatch Center's primary mission is to provide the highest quality public safety for the people who live, work, play and visit within Yankton County.

**DEPARTMENT PERSONNEL:** 1 Communications Supervisor, 1 Communications Specialist and 7 dispatchers.

**City of Yankton**  
**Proposed 2018 Budget**

<b>Fund: 911 / Dispatch</b>		<b>Function: Public Safety</b>				<b>Activity: 911 / Dispatch</b>		
ACCOUNT NO.	DESCRIPTION	2014 ACTUAL	2015 ACTUAL	2016 ACTUAL	2017 ADOPTED	2017 Y.T.D.	2017 ESTIMATED	2018 PROPOSED
208 208 101	Regular Wages	\$299,827	\$326,263	\$331,097	\$388,337	\$145,012	\$388,327	\$393,127
208 208 102	Temporary Wages	\$4,558	\$3,289	\$2,550	\$3,920	\$667	\$3,920	\$3,920
208 208 103	Overtime Wages	\$42,069	\$52,098	\$51,201	\$58,000	\$21,980	\$58,000	\$58,000
208 208 111	OASI	\$25,530	\$28,048	\$28,971	\$34,444	\$12,594	\$34,444	\$34,811
208 208 121	Retirement	\$20,514	\$22,420	\$22,926	\$26,780	\$9,939	\$26,780	\$27,068
208 208 131	Worker's Compensation	\$771	\$847	\$1,183	\$1,210	\$0	\$1,210	\$1,331
208 208 132	Group Insurance	\$55,453	\$56,136	\$57,468	\$97,997	\$27,613	\$97,997	\$97,997
208 208 133	Unemployment Insurance	\$582	\$593	\$612	\$811	\$510	\$772	\$811
	<b>Subtotal Personnel Services</b>	<b>\$449,304</b>	<b>\$489,694</b>	<b>\$496,008</b>	<b>\$611,499</b>	<b>\$218,315</b>	<b>\$611,450</b>	<b>\$617,065</b>
208 208 201	Insurance	\$5,162	\$5,318	\$5,345	\$6,807	\$5,539	\$5,807	\$6,388
208 208 202	Professional Services	\$45,096	\$46,952	\$35,697	\$48,000	\$7,666	\$48,000	\$48,000
208 208 212	Rent	\$8,740	\$8,740	\$8,740	\$8,740	\$0	\$8,740	\$8,740
208 208 231	Postage	\$0	\$0	\$0	\$1,000	\$0	\$1,000	\$1,000
208 208 232	Office Supplies	\$326	\$12	\$874	\$1,000	\$75	\$1,000	\$1,000
208 208 234	Copies	\$0	\$0	\$0	\$500	\$0	\$500	\$500
208 208 244	Uniforms	\$111	\$947	\$543	\$1,500	\$0	\$1,500	\$1,500
208 208 265	Conferences & Meetings	\$1,273	\$1,458	\$2,624	\$1,500	\$58	\$1,500	\$1,500
208 208 271	Telephone	\$0	\$0	\$420	\$8,700	\$210	\$8,700	\$8,700
208 208 281	Administration Billing	\$0	\$0	\$0	\$83,096	\$0	\$83,096	\$84,123
	<b>Total Operating Expenses</b>	<b>\$60,708</b>	<b>\$63,427</b>	<b>\$54,243</b>	<b>\$160,843</b>	<b>\$13,548</b>	<b>\$159,843</b>	<b>\$161,451</b>
208 208 350	Equipment	\$441	\$1,999	\$13,109	\$654,000	\$6,790	\$604,000	\$20,000
	<b>Total Capital Outlay</b>	<b>\$441</b>	<b>\$1,999</b>	<b>\$13,109</b>	<b>\$654,000</b>	<b>\$6,790</b>	<b>\$604,000</b>	<b>\$20,000</b>
	<b>Total Expenditures</b>	<b>\$510,453</b>	<b>\$555,120</b>	<b>\$563,360</b>	<b>\$1,426,342</b>	<b>\$238,653</b>	<b>\$1,375,293</b>	<b>\$798,516</b>

<b>Fund: 911 / Dispatch</b>		<b>Function: Public Safety</b>				<b>Activity: 911 / Dispatch</b>		
ACCOUNT NO.	DESCRIPTION	2014 ACTUAL	2015 ACTUAL	2016 ACTUAL	2017 ADOPTED	2017 Y.T.D.	2017 ESTIMATED	2018 PROPOSED
	Prior Year Balance	\$4,905	\$40,631	\$19,356	\$0	\$17,636	\$17,636	\$17,636
208 3377	E911 Funds	\$60,000	\$60,000	\$65,842	\$111,633	\$15,000	\$113,202	\$117,393
208 3384	County Reimbursement	\$20,729	\$21,816	\$53,994	\$25,000	\$45	\$25,000	\$25,000
208 3384	County Reimbursement	\$0	\$0	\$0	\$75,000	\$0	\$0	\$0
208 3414	County Reimbursement	\$1,015	\$0	\$0	\$1,500	\$0	\$1,500	\$1,500
208 xxxx	County Reimbursement - Financed	\$0	\$0	\$0	\$0	\$0	\$0	\$0
208 3610	Interest	\$510	\$991	\$1,743	\$120	\$1,580	\$2,000	\$120
208 3910	Transfer from General Fund	\$463,925	\$451,038	\$440,061	\$1,213,090	\$606,545	\$1,233,591	\$654,503
	<b>Subtotal Revenue</b>	<b>\$546,179</b>	<b>\$533,845</b>	<b>\$561,640</b>	<b>\$1,426,343</b>	<b>\$623,170</b>	<b>\$1,375,293</b>	<b>\$798,516</b>
	<b>Total Funds Available</b>	<b>\$551,084</b>	<b>\$574,476</b>	<b>\$580,996</b>	<b>\$1,426,343</b>	<b>\$640,806</b>	<b>\$1,392,929</b>	<b>\$816,152</b>
	<b>Total Expenditures</b>	<b>\$510,453</b>	<b>\$555,120</b>	<b>\$563,360</b>	<b>\$1,426,342</b>	<b>\$238,653</b>	<b>\$1,375,293</b>	<b>\$798,516</b>
	<b>Ending Balance</b>	<b>\$40,631</b>	<b>\$19,356</b>	<b>\$17,636</b>	<b>\$1</b>	<b>\$402,153</b>	<b>\$17,636</b>	<b>\$17,636</b>

**BID DISTRICT #1**  
**ACCOUNT #209**

**PURPOSE OF THIS DEPARTMENT:** Why does this department exist?

The purpose of the Bid District – Pursuant to SDCL 9-55, et seq., the City hereby has established Business Improvement District #1 to help fund a portion of the costs of creation, promotion, marketing, and capital of visitor facilities, events, attractions and activities which benefit the City and the hotels, motels and lodging establishments located in “the District.” Eligible expenses may include payment for the costs of acquisition, construction, maintenance, operation and funding of public improvements, facilities for the enhancement, expansion, marketing and promotion of visitor facilities, events, attractions and activities.

**City of Yankton**  
**Proposed 2018 Budget**

Fund: **BID**

Activity: **Tourism Promotion**

ACCOUNT NO.	DESCRIPTION	2014 ACTUAL	2015 ACTUAL	2016 ACTUAL	2017 ADOPTED	2017 Y.T.D.	2017 ESTIMATED	2018 PROPOSED
209 209 202	Professional Services	\$8,814	\$12,466	\$14,298	\$117,900	\$14,890	\$137,200	\$137,200
209 209 610	Transfer to General Fund - Administration	\$2,492	\$2,840	\$3,001	\$2,400	\$0	\$2,800	\$2,800
	<b>Total Expenditures</b>	<b>\$11,306</b>	<b>\$15,306</b>	<b>\$17,299</b>	<b>\$120,300</b>	<b>\$14,890</b>	<b>\$140,000</b>	<b>\$140,000</b>

Fund: **BID**

Activity: **Tourism Promotion**

ACCOUNT NO.	DESCRIPTION	2014 ACTUAL	2015 ACTUAL	2016 ACTUAL	2017 ADOPTED	2017 Y.T.D.	2017 ESTIMATED	2018 PROPOSED
	Prior Years Balance	\$86,189	\$199,802	\$327,306	\$0	\$460,619	\$460,619	\$463,119
209 3121	Lodging Tax	\$124,654	\$141,856	\$148,086	\$120,000	\$39,190	\$140,000	\$140,000
209 3610	Interest	\$264	\$954	\$2,526	\$1,000	\$1,456	\$2,500	\$2,500
209 3660	Donations from Private	\$0	\$0	\$0	\$0	\$0	\$0	\$0
	<b>Subtotal Revenues</b>	<b>\$124,918</b>	<b>\$142,810</b>	<b>\$150,612</b>	<b>\$121,000</b>	<b>\$40,646</b>	<b>\$142,500</b>	<b>\$142,500</b>
	<b>Total Funds Available</b>	<b>\$211,107</b>	<b>\$342,612</b>	<b>\$477,918</b>	<b>\$121,000</b>	<b>\$501,265</b>	<b>\$603,119</b>	<b>\$605,619</b>
	<b>Total Expenditures</b>	<b>\$11,306</b>	<b>\$15,306</b>	<b>\$17,299</b>	<b>\$120,300</b>	<b>\$14,890</b>	<b>\$140,000</b>	<b>\$140,000</b>
	<b>Ending Balance</b>	<b>\$199,802</b>	<b>\$327,306</b>	<b>\$460,619</b>	<b>\$700</b>	<b>\$486,375</b>	<b>\$463,119</b>	<b>\$465,619</b>

<p style="text-align: center;"><b>BBB</b> <b>ACCOUNT #211</b></p>
---

**PURPOSE OF THIS DEPARTMENT:** Why does this department exist?

The purpose of this appropriation is to account for expenditures of the 1 percent municipal BBB sales tax. All revenue received from this additional tax shall be utilized for the promotion and advertising of the City, its facilities, attractions, and activities. The City Commissioners shall have the authority to appropriate such funds as are generated by this additional tax for that purpose.

**City of Yankton**  
**Proposed 2018 Budget**

Fund: **BBB**

Activity: **Tourism Promotion**

ACCOUNT NO.	DESCRIPTION	2014 ACTUAL	2015 ACTUAL	2016 ACTUAL	2017 ADOPTED	2017 Y.T.D.	2017 ESTIMATED	2018 PROPOSED
211 231 202	Professional Services	\$22,035	\$597	\$195	\$15,000	\$3,127	\$15,000	\$15,000
211 231 549	Historic Downtown Yankton (Façade Prograr	\$0	\$0	\$8,709	\$21,291	\$6,100	\$21,291	\$15,000
211 231 550	Convention Visitors Bureau (CVB)	\$172,862	\$172,862	\$172,862	\$177,862	\$88,931	\$177,862	\$177,862
211 231 551	Yankton Area Progressive Growth	\$56,641	\$56,641	\$212,468	\$212,468	\$106,234	\$212,468	\$212,468
211 231 556	Fireworks	\$20,000	\$20,000	\$20,000	\$20,000	\$20,000	\$20,000	\$20,000
211 231 559	National Field Archery Association	\$38,000	\$25,025	\$0	\$0	\$0	\$0	\$20,000
211 231 566	Special Events Overtime	\$0	\$10,416	\$15,000	\$15,000	\$9,540	\$15,000	\$15,000
211 231 567	Website	\$5,295	\$28,100	\$25	\$8,000	\$6,930	\$15,000	\$8,000
211 231 569	Meade Building	\$0	\$25,000	\$25,000	\$25,000	\$25,000	\$25,000	\$25,000
211 231 571	Boys & Girls Club	\$0	\$0	\$25,000	\$25,000	\$25,000	\$25,000	\$25,000
211 231 572	HSC Land Purchase #1 Repayment	\$0	\$0	\$100,000	\$25,000	\$0	\$25,000	\$25,000
211 231 573	Onward Yankton	\$0	\$0	\$0	\$25,000	\$25,000	\$25,000	\$20,000
211 231 574	Riverboat Days	\$0	\$0	\$0	\$25,000	\$0	\$25,000	\$0
211 231 575	Special Events - Event Coordinator Activities	\$0	\$0	\$0	\$20,000	\$70	\$20,000	\$20,000
211 231 599	Special Projects	\$10,868	\$15,014	\$30,246	\$30,000	\$0	\$30,000	\$30,000
211 231 xxx	PEG Channel Upgrades	\$0	\$0	\$0	\$0	\$0	\$0	\$20,000
211 231 xxx	Midwest Parks & Recreation Conference	\$0	\$0	\$0	\$0	\$0	\$0	\$5,000
211 231 610	Transfer to General Fund - Special Events OT	\$0	\$4,584	\$0	\$0	\$0	\$0	\$0
211 231 610	Transfer to General Fund - Airport Hanger	\$22,145	\$22,145	\$22,145	\$22,145	\$0	\$22,145	\$0
211 231 610	Transfer to General Fund - TID #5 Debt Servi	\$45,678	\$54,464	\$0	\$0	\$0	\$0	\$0
211 231 651	Transfer to Public Improvement	\$0	\$233,458	\$0	\$0	\$0	\$0	\$0
211 231 653	Transfer to Park Capital	\$0	\$38,000	\$0	\$20,000	\$0	\$0	\$20,000
211 231 637	Transfer to TID #5 - Debt Service	\$0	\$0	\$0	\$53,265	\$0	\$46,984	\$54,309
	Total Expenditures	\$393,524	\$706,306	\$631,650	\$740,031	\$315,932	\$720,750	\$727,639

Fund: **BBB**

Activity: **Tourism Promotion**

ACCOUNT NO.	DESCRIPTION	2014 ACTUAL	2015 ACTUAL	2016 ACTUAL	2017 ADOPTED	2017 Y.T.D.	2017 ESTIMATED	2018 PROPOSED
	Prior Years Balance	\$490,990	\$689,152	\$585,922	\$464,974	\$584,419	\$584,419	\$491,905
211 3140	BBB Tax	\$565,164	\$600,188	\$625,642	\$624,436	\$153,334	\$624,436	\$624,436
211 3491	Miscellaneous Non-Taxable	\$24,900	\$0	\$0	\$0	\$0	\$0	\$0
211 xxxx	Cable TV Reimbursement	\$0	\$0	\$0	\$0	\$0	\$0	\$20,000
211 3610	Interest	\$1,622	\$2,888	\$4,505	\$1,750	\$1,930	\$3,800	\$2,000
211 3660	Donations from Private	\$0	\$0	\$0	\$0	\$0	\$0	\$0
	Subtotal Revenues	\$591,686	\$603,076	\$630,147	\$626,186	\$155,264	\$628,236	\$646,436
	Total Funds Available	\$1,082,676	\$1,292,228	\$1,216,069	\$1,091,160	\$739,683	\$1,212,655	\$1,138,341
	Total Expenditures	\$393,524	\$706,306	\$631,650	\$740,031	\$315,932	\$720,750	\$727,639
	Ending Balance	\$689,152	\$585,922	\$584,419	\$351,129	\$423,751	\$491,905	\$410,702

**INFRASTRUCTURE IMPROVEMENT REVOLVING FUND  
ACCOUNT #241**

**PURPOSE OF THIS DEPARTMENT:** Why does this department exist?

The purpose of the Infrastructure Improvement Revolving Fund is to help fund special assessment construction projects in the City of Yankton that improve the City's infrastructure. The revenue is generated from citizen's payments on special assessments assigned to their property.



**City of Yankton**  
Proposed 2018 Budget

**Fund: Infrastructure Improvement Revolving Fund**

**Activity: Capital Projects**

ACCOUNT NO.	DESCRIPTION	2014 ACTUAL	2015 ACTUAL	2016 ACTUAL	2017 ADOPTED	2017 Y.T.D.	2017 ESTIMATED	2018 PROPOSED
241 241 656	Transfer to Infra. Imp. Const.	\$35,562	\$27,571	\$44,720	\$44,720	\$0	\$515,685	\$44,720
	<b>Total Expenditures</b>	\$35,562	\$27,571	\$44,720	\$44,720	\$0	\$515,685	\$44,720

**Fund: Infrastructure Improvement Revolving Fund**

**Activity: Capital Projects**

ACCOUNT NO.	DESCRIPTION	2014 ACTUAL	2015 ACTUAL	2016 ACTUAL	2017 ADOPTED	2017 Y.T.D.	2017 ESTIMATED	2018 PROPOSED
	Prior Year Balance	\$36,557	\$36,327	\$38,278	\$18,981	\$345,685	\$345,685	\$0
241 3610	Interest	\$92	\$92	\$189	\$120	\$1,130	\$2,000	\$120
241 3630	Special Assess.-Interest	\$9,649	\$5,791	\$9,480	\$10,000	\$8,712	\$10,000	\$10,000
241 3631	Special Assess.-Delinquent	\$13,752	\$9,610	\$9,284	\$4,600	\$2,250	\$8,000	\$4,600
241 3632	Special Assess.-Current	\$7,298	\$10,523	\$66,178	\$15,000	\$35,826	\$70,000	\$15,000
241 3633	Special Assess.-Deferred	\$4,541	\$3,506	\$266,996	\$15,000	\$39,138	\$80,000	\$15,000
	<b>Subtotal Revenue</b>	\$35,332	\$29,522	\$352,127	\$44,720	\$87,056	\$170,000	\$44,720
	<b>Total Funds Available</b>	\$71,889	\$65,849	\$390,405	\$63,701	\$432,741	\$515,685	\$44,720
	<b>Total Expenditures</b>	\$35,562	\$27,571	\$44,720	\$44,720	\$0	\$515,685	\$44,720
	<b>Ending Balance</b>	\$36,327	\$38,278	\$345,685	\$18,981	\$432,741	\$0	\$0

**PUBLIC IMPROVEMENT  
ACCOUNT #501**

**PURPOSE OF THIS DEPARTMENT:** Why does this department exist?

The Public Improvement Fund is held as a reserve for future improvements.

**City of Yankton**  
**Proposed 2018 Budget**

**Fund: Public Improvement**

**Activity: Capital Projects**

ACCOUNT NO.	DESCRIPTION	2014 ACTUAL	2015 ACTUAL	2016 ACTUAL	2017 ADOPTED	2017 Y.T.D.	2017 ESTIMATED	2018 PROPOSED
501 501 202	Professional Services	\$33,881	\$6,330	\$19,886	\$0	\$0	\$0	\$0
501 501 383	Boys & Girls Club CDBG	\$0	\$39,970	\$372,030	\$0	\$0	\$0	\$0
501 501 388	RTEC Training	\$52,472	\$0	\$150,000	\$0	\$0	\$0	\$0
501 501 389	North Broadway HSC Land Purchase	\$0	\$395,000	\$0	\$0	\$0	\$0	\$0
501 501 547	LCMH Grant Expense	\$20,061	\$12,909	\$0	\$0	\$0	\$0	\$0
501 501 548	SDCF - Economic Development	\$2,000	\$0	\$0	\$0	\$0	\$0	\$0
	<b>Total Expenditures</b>	<b>\$108,414</b>	<b>\$454,209</b>	<b>\$541,916</b>	<b>\$0</b>	<b>\$0</b>	<b>\$0</b>	<b>\$0</b>

**Fund: Public Improvement**

**Activity: Capital Projects**

ACCOUNT NO.	DESCRIPTION	2014 ACTUAL	2015 ACTUAL	2016 ACTUAL	2017 ADOPTED	2017 Y.T.D.	2017 ESTIMATED	2018 PROPOSED
	Prior Year Balance	(\$1,996,025)	(\$2,016,370)	(\$1,929,283)	\$0	(\$1,641,063)	(\$1,641,063)	(\$1,641,063)
501 3312	SDCF - Economic Development	\$2,000	\$0	\$0	\$0	\$0	\$0	\$0
501 3313	Boys & Girls Club CDBG	\$0	\$39,970	\$372,030	\$0	\$0	\$0	\$0
501 3340	Mosquito Control Grant	\$0	\$0	\$0	\$0	\$0	\$0	\$0
501 3341	RTEC Training - CDBG	\$48,072	\$0	\$150,000	\$0	\$0	\$0	\$0
501 3345	YAPG Reimbursement	\$0	\$34,940	\$15,000	\$0	\$0	\$0	\$0
501 3356	Lewis & Clark Mental Health Grant	\$18,296	\$14,675	\$0	\$0	\$0	\$0	\$0
501 3359	Nustar Pipeline Easement	\$0	\$0	\$0	\$0	\$0	\$0	\$0
501 3491	Other Non-Taxable (BNSF Railroad Crossing	\$100	\$750	\$10,000	\$0	\$0	\$0	\$0
501 3495	Sale of Property	\$19,600	\$236,878	\$83,077	\$0	\$0	\$0	\$0
501 3610	Interest	\$1	\$226	\$29	\$0	\$0	\$0	\$0
501 3910	Transfer From General Fund	\$0	\$4,380	\$100,000	\$0	\$0	\$0	\$0
501 3923	Transfer From BBB	\$0	\$233,458	\$100,000	\$0	\$0	\$0	\$0
	<b>Subtotal Revenue</b>	<b>\$88,069</b>	<b>\$565,277</b>	<b>\$830,136</b>	<b>\$0</b>	<b>\$0</b>	<b>\$0</b>	<b>\$0</b>
	<b>Total Funds Available</b>	<b>(\$1,907,956)</b>	<b>(\$1,451,093)</b>	<b>(\$1,099,147)</b>	<b>\$0</b>	<b>(\$1,641,063)</b>	<b>(\$1,641,063)</b>	<b>(\$1,641,063)</b>
	<b>Total Expenditures</b>	<b>\$108,414</b>	<b>\$454,209</b>	<b>\$541,916</b>	<b>\$0</b>	<b>\$0</b>	<b>\$0</b>	<b>\$0</b>
	<b>Ending Balance</b>	<b>(\$2,016,370)</b>	<b>(\$1,929,283)</b>	<b>(\$1,641,063)</b>	<b>\$0</b>	<b>(\$1,641,063)</b>	<b>(\$1,641,063)</b>	<b>(\$1,641,063)</b>

**AIRPORT – FAA CAPITAL  
ACCOUNT #502**

**PURPOSE OF THIS DEPARTMENT:** Why does this department exist?

This airport fund is established to implement Airport Improvement Projects (AIP) approved by the FAA. AIP are funded with the use of City, State, and FAA resources.

**City of Yankton**  
**Proposed 2018 Budget**

**Fund: Airport Capital-FAA Funded Projects**

**Activity: Capital Projects**

ACCOUNT NO.	DESCRIPTION	2014 ACTUAL	2015 ACTUAL	2016 ACTUAL	2017 ADOPTED	2017 Y.T.D.	2017 ESTIMATED	2018 PROPOSED
502 511 202	Runway Design	\$2,242	\$0	\$0	\$0	\$0	\$0	\$0
502 511 386	Taxiway Hanger Tie In	\$202	\$0	\$0	\$0	\$0	\$0	\$0
502 511 387	Airport Layout Plan Update	\$627	\$0	\$0	\$0	\$0	\$0	\$0
502 511 388	Pavement Maintenance	\$0	\$0	\$0	\$0	\$0	\$0	\$0
502 511 391	Runway Reconstruction	\$0	\$0	\$0	\$0	\$0	\$0	\$125,000
502 511 394	Apron Work	\$26,974	\$37,546	\$39,615	\$750,000	\$11,209	\$11,209	\$750,000
502 511 397	Terminal Apron Joint Seal	\$0	\$0	\$0	\$50,000	\$2,582	\$50,000	\$0
	<b>Total Expenditures</b>	<b>\$30,045</b>	<b>\$37,546</b>	<b>\$39,615</b>	<b>\$800,000</b>	<b>\$13,791</b>	<b>\$61,209</b>	<b>\$875,000</b>

**Fund: Airport Capital**

**Activity: Capital Projects**

ACCOUNT NO.	DESCRIPTION	2014 ACTUAL	2015 ACTUAL	2016 ACTUAL	2017 ADOPTED	2017 Y.T.D.	2017 ESTIMATED	2018 PROPOSED
	Prior Year Balance	\$91,039	\$86,343	\$84,466	\$0	\$82,485	\$82,485	\$112,961
502 3343	Wildlife Fencing	\$4,035	\$0	\$0	\$0	\$0	\$0	\$0
502 3345	Reconstruct Apron	\$20,700	\$35,669	\$37,634	\$712,500	\$44,185	\$44,185	\$680,000
502 3346	Apron Work	\$0	\$0	\$0	\$0	\$0	\$0	\$0
502 3347	Land	\$0	\$0	\$0	\$0	\$0	\$0	\$0
502 3348	Runway Reconstruction	\$0	\$0	\$0	\$0	\$0	\$0	\$118,750
502 3358	Terminal Apron Joint Seal	\$0	\$0	\$0	\$47,500	\$0	\$47,500	\$0
502 3359	Runway Clear Zone	\$0	\$0	\$0	\$0	\$0	\$0	\$0
502 3360	Airport Layout Plan	\$614	\$0	\$0	\$0	\$0	\$0	\$0
502 3377	County Share of Air. Cap. Budget	\$0	\$0	\$0	\$0	\$0	\$0	\$0
502 3441	FBO Contribution	\$0	\$0	\$0	\$0	\$0	\$0	\$0
502 3610	Interest	\$0	\$0	\$0	\$0	\$0	\$0	\$0
502 3612	Re-Purchase House	\$0	\$0	\$0	\$0	\$0	\$0	\$0
502 3614	Amount to be Provided	\$0	\$0	\$0	\$0	\$0	\$0	\$0
502 3910	Transfer from General Fund	\$0	\$0	\$0	\$0	\$0	\$0	\$0
502 3966	From TID #1 Roads & Lands	\$0	\$0	\$0	\$0	\$0	\$0	\$0
	<b>Total Funds Available</b>	<b>\$116,388</b>	<b>\$122,012</b>	<b>\$122,100</b>	<b>\$760,000</b>	<b>\$126,670</b>	<b>\$174,170</b>	<b>\$911,711</b>
	<b>Total Expenditures</b>	<b>\$30,045</b>	<b>\$37,546</b>	<b>\$39,615</b>	<b>\$800,000</b>	<b>\$13,791</b>	<b>\$61,209</b>	<b>\$875,000</b>
	<b>Ending Balance</b>	<b>\$86,343</b>	<b>\$84,466</b>	<b>\$82,485</b>	<b>(\$40,000)</b>	<b>\$112,879</b>	<b>\$112,961</b>	<b>\$36,711</b>

**PARK CAPITAL  
ACCOUNT #503**

**PURPOSE OF THIS DEPARTMENT:** Why does this department exist?

A function of the Department of Parks, Recreation, & Special Events this division supports the plans for improvements to and expansion of the City's park system.

**City of Yankton**  
Proposed 2018 Budget

**Fund: Parks & Recreation**

**Activity: Capital Projects**

ACCOUNT NO.	DESCRIPTION	2014 ACTUAL	2015 ACTUAL	2016 ACTUAL	2017 ADOPTED	2017 Y.T.D.	2017 ESTIMATED	2018 PROPOSED
503 541 321	Memorial Park Improvements	\$0	\$4,342	\$0	\$57,000	\$11,789	\$11,789	\$0
503 541 325	Tennis Court Resurfacing	\$0	\$0	\$0	\$25,000	\$0	\$0	\$25,000
503 541 350	Park Irrigation	\$0	\$0	\$0	\$0	\$0	\$0	\$0
503 542 320	Sertoma Park Improvements	\$0	\$0	\$0	\$10,000	\$2,100	\$2,100	\$0
503 544 320	Riverside Park Development	\$0	\$39,181	\$0	\$42,619	\$41,154	\$42,543	\$0
503 544 390	Riverside Park Ballfields	\$0	\$10,018	\$38,868	\$4,000	\$3,531	\$3,600	\$0
503 545 320	Westside Park Improvements	\$0	\$0	\$0	\$0	\$0	\$0	\$0
503 548 321	New Park Shop	\$0	\$0	\$0	\$0	\$0	\$0	\$0
503 546 320	Dog Park - Irrigation	\$0	\$0	\$0	\$0	\$0	\$0	\$0
503 548 322	Sidewalks in Parks	\$0	\$5,600	\$0	\$0	\$0	\$0	\$0
503 548 323	Ridgeway Park - New Park at Fox Run	\$0	\$0	\$0	\$0	\$0	\$0	\$0
503 549 321	Park Signs	\$2,145	\$1,490	\$0	\$0	\$0	\$0	\$5,000
503 549 361	Banners & Decorations	\$0	\$37,056	\$0	\$20,000	\$0	\$0	\$20,000
503 549 362	Building Doors & Frames	\$0	\$0	\$7,350	\$6,000	\$0	\$6,000	\$0
503 549 363	Bleachers	\$0	\$11,941	\$10,308	\$12,500	\$10,066	\$10,066	\$0
503 549 364	Commission Ideas from NLC	\$0	\$0	\$0	\$15,000	\$0	\$0	\$0
	<b>Total Expenditures</b>	<b>\$2,145</b>	<b>\$109,628</b>	<b>\$56,526</b>	<b>\$192,119</b>	<b>\$68,640</b>	<b>\$76,098</b>	<b>\$50,000</b>

**Fund: Parks & Recreation**

**Activity: Capital Projects**

ACCOUNT NO.	DESCRIPTION	2014 ACTUAL	2015 ACTUAL	2016 ACTUAL	2017 ADOPTED	2017 Y.T.D.	2017 ESTIMATED	2018 PROPOSED
	Prior Year Balance	(\$23,765)	\$90	\$1,062	\$0	(\$13,964)	(\$13,964)	\$3,438
503 3660	Private Donations	\$0	\$0	\$0	\$0	\$0	\$0	\$0
503 3910	Transfer from General Fund	\$26,000	\$72,600	\$41,500	\$186,015	\$59,500	\$78,500	\$41,562
503 3923	Transfer from BBB	\$0	\$38,000	\$0	\$5,000	\$0	\$15,000	\$5,000
	<b>Total Funds Available</b>	<b>\$2,235</b>	<b>\$110,690</b>	<b>\$42,562</b>	<b>\$191,015</b>	<b>\$45,536</b>	<b>\$79,536</b>	<b>\$50,000</b>
	<b>Total Expenditures</b>	<b>\$2,145</b>	<b>\$109,628</b>	<b>\$56,526</b>	<b>\$192,119</b>	<b>\$68,640</b>	<b>\$76,098</b>	<b>\$50,000</b>
	<b>Ending Balance</b>	<b>\$90</b>	<b>\$1,062</b>	<b>(\$13,964)</b>	<b>(\$1,104)</b>	<b>(\$23,104)</b>	<b>\$3,438</b>	<b>\$0</b>

**INFRASTRUCTURE IMPROVEMENT CONSTRUCTION  
ACCOUNT #504**

**PURPOSE OF THIS DEPARTMENT:** Why does this department exist?

The purpose of the Infrastructure Improvement Construction Fund is to help fund special assessment construction projects in the City of Yankton that improve the City's infrastructure.



**City of Yankton**  
Proposed 2018 Budget

**Fund: Infrastructure Imp.-Construction**

**Activity: Capital Projects**

ACCOUNT NO.	DESCRIPTION	2014 ACTUAL	2015 ACTUAL	2016 ACTUAL	2017 ADOPTED	2017 Y.T.D.	2017 ESTIMATED	2018 PROPOSED
504 581 391	Douglas (Anna to 31st)	\$0	\$51	\$1,283,791	\$0	\$0	\$0	\$0
504 581 392	Alley - Riverside to 2nd / Broadway to Cedar	\$0	\$0	\$72	\$0	\$0	\$0	\$0
504 581 393	Alley 9th-10th Walnut Douglas	\$0	\$0	\$72	\$0	\$0	\$0	\$0
504 581 394	Redmond St.-11th to 12th	\$0	\$0	\$0	\$0	\$0	\$0	\$0
504 581 395	15th St.-Dakota to WCLR	\$0	\$100,536	\$792,675	\$0	\$0	\$0	\$0
504 581 396	Alley S 8th /Douglas-Walnut	\$0	\$0	\$73	\$0	\$0	\$0	\$0
504 581 397	Alley	\$0	\$0	\$0	\$100,000	\$0	\$100,000	\$100,000
	<b>Total Expenditures</b>	<b>\$0</b>	<b>\$100,587</b>	<b>\$2,076,683</b>	<b>\$100,000</b>	<b>\$0</b>	<b>\$100,000</b>	<b>\$100,000</b>

**Fund: Infrastructure Imp.-Construction**

**Activity: Capital Projects**

ACCOUNT NO.	DESCRIPTION	2014 ACTUAL	2015 ACTUAL	2016 ACTUAL	2017 ADOPTED	2017 Y.T.D.	2017 ESTIMATED	2018 PROPOSED
	Prior Year Balance	\$66,783	\$102,344	\$129,915	\$0	(\$437,681)	(\$437,681)	(\$21,996)
504 3924	Transfer-Infra. Imp. Revolving	\$35,561	\$27,571	\$44,720	\$44,720	\$0	\$515,685	\$44,720
504 3950	Transfer from Second Penny	\$0	\$100,588	\$1,464,367	\$0	\$0	\$0	\$0
	<b>Total Funds Available</b>	<b>\$102,344</b>	<b>\$230,503</b>	<b>\$1,639,002</b>	<b>\$44,720</b>	<b>(\$437,681)</b>	<b>\$78,004</b>	<b>\$22,724</b>
	<b>Total Expenditures</b>	<b>\$0</b>	<b>\$100,587</b>	<b>\$2,076,683</b>	<b>\$100,000</b>	<b>\$0</b>	<b>\$100,000</b>	<b>\$100,000</b>
	<b>Ending Balance</b>	<b>\$102,344</b>	<b>\$129,915</b>	<b>(\$437,681)</b>	<b>(\$55,280)</b>	<b>(\$437,681)</b>	<b>(\$21,996)</b>	<b>(\$77,276)</b>

<p style="text-align: center;"><b>GENERAL SALES AND USE TAX</b> <b>ACCOUNT #506</b></p>
---

**PURPOSE OF THIS DEPARTMENT:** Why does this department exist?

The purpose of the sales and use tax capital improvements fund is to provide an appropriation for the additional .86 percent sales tax, and as provided for in Section 22.5 of the Code of Ordinances. The usage of the revenue from the additional 0.86 percent sales tax is restricted for capital improvements. These revenues may be used for capital improvements, land acquisitions, and debt retirement for a joint building project with the Yankton School District (Summit Activity Center) including parking, street and utility improvements. These revenues can also be used for street reconstruction and storm water drainage system improvements throughout our City.

**City of Yankton**  
**Proposed 2018 Budget**

**Fund: Special Capital Improvement Fund**

**Activity: Capital Projects**

ACCOUNT NO.	DESCRIPTION	2014 ACTUAL	2015 ACTUAL	2016 ACTUAL	2017 ADOPTED	2017 Y.T.D.	2017 ESTIMATED	2018 PROPOSED
506 571 202	Professional Services	\$0	\$333	\$0	\$0	\$0	\$0	\$0
506 571 350	Summit Activities Center	\$35,300	\$213,738	\$127,021	\$158,390	\$7,677	\$110,320	\$79,875
506 572 202	Professional Services / Payment to YAPG	\$7,822	\$792	\$304,113	\$320,835	\$151	\$320,835	\$336,877
506 572 371	21st Street RR Crossing (City Share Only)	\$0	\$0	\$0	\$50,000	\$0	\$50,000	\$0
506 572 372	21st Street, Summit To RR	\$0	\$0	\$0	\$250,000	\$0	\$250,000	\$0
506 572 373	23rd St - Doug to Mul, Mul, 23rd to Donohoe	\$1,197,679	\$0	\$0	\$0	\$0	\$0	\$0
506 572 374	8th Street- Linn to Summit	\$0	\$0	\$0	\$300,000	\$33,780	\$348,650	\$1,743,000
506 572 375	25th Street, Douglas to Mulberry	\$0	\$0	\$0	\$350,000	\$56	\$350,000	\$0
506 572 376	Open asphalt	\$471,984	\$407,753	\$469,596	\$550,000	\$0	\$550,000	\$550,000
506 572 377	Maple Street, 4th to 6th	\$0	\$0	\$0	\$280,000	\$0	\$280,000	\$0
506 572 378	Hwy 81 / Broadway Sidealk along Cemetery	\$0	\$0	\$0	\$40,000	\$0	\$40,000	\$0
506 572 379	31st Street - Pedestrian Enhancements	\$0	\$0	\$0	\$1,452,648	\$0	\$0	\$1,452,648
506 572 380	33rd Street West of Broadway	\$0	\$0	\$0	\$0	\$0	\$0	\$0
506 572 381	Walnut - 2nd to 4th	\$0	\$0	\$0	\$0	\$0	\$0	\$1,000,000
506 572 382	8th Street - Linn to Summit Electrical	\$0	\$0	\$0	\$0	\$0	\$0	\$350,000
506 572 383	Sidewalk Improvements	\$0	\$0	\$0	\$0	\$0	\$40,000	\$40,000
506 572 384	2nd Street Calmers	\$0	\$0	\$0	\$650,000	\$0	\$650,000	\$0
506 572 385	West City Limits Road - RR To Golf View Lr	\$0	\$0	\$0	\$625,000	\$57	\$625,000	\$0
506 572 386	West City Limits Road - 11th to 15th	\$0	\$0	\$0	\$0	\$0	\$0	\$547,400
506 572 387	West City Limits Road - RR Crossing City SF	\$0	\$0	\$0	\$0	\$0	\$0	\$65,000
506 572 389	Downtown Improvements	\$137,117	\$632,299	\$17,733	\$293,661	\$135	\$293,661	\$0
506 572 390	Street Reconstruction	\$11,733	\$0	\$18,579	\$80,000	\$0	\$80,000	\$80,000
506 572 391	Douglas Ave, 2nd to 4th	\$520,850	\$0	\$0	\$0	\$0	\$0	\$0
506 572 392	Westside Drive Loop - 8th Street Project	\$0	\$0	\$0	\$0	\$0	\$0	\$77,000
506 572 393	26th Street - Douglas to Mulberry	\$0	\$0	\$0	\$0	\$0	\$0	\$285,000
506 572 394	Park Street, South of 4th	\$0	\$80,256	\$0	\$0	\$0	\$0	\$0
506 572 395	4th Street Reconstruction - City's Share	\$40,642	\$2,678	\$34,333	\$531,099	\$632	\$531,099	\$0
506 572 397	4th Street Reconstruction - SD Reimburseme	\$0	\$0	\$0	\$0	\$0	\$257,818	\$0
506 572 398	East Hwy 50 Corridor	\$0	\$70,200	\$383,160	\$246,857	\$0	\$50,000	\$0
506 572 588	Transfer to Pub Imp (Alcoa/Gehl/Brwnflds)	\$0	\$0	\$0	\$0	\$0	\$0	\$0
506 572 610	Transfer to General Fund - TID #5 (YAPG)	\$268,803	\$305,114	\$0	\$0	\$0	\$0	\$0
506 572 610	Transfer to General Fund - TID #5 (Road Pro	\$0	\$1,941,912	\$0	\$0	\$0	\$0	\$0
506 572 610	Transfer to General Fund - GIS	\$0	\$0	\$19,346	\$19,346	\$0	\$19,346	\$19,346
506 572 626	Transfer to Bridge & Street Fund	\$0	\$0	\$0	\$606,018	\$0	\$56,522	\$621,018
506 572 633	Transfer to 322	\$0	\$0	\$0	\$0	\$0	\$0	\$0
506 572 656	Transfer to Infrastructure Improvement	\$0	\$100,587	\$1,464,367	\$0	\$0	\$0	\$0
506 572 657	Transfer to TID #5 (YAPG)	\$0	\$0	\$0	\$0	\$0	\$0	\$0
506 572 658	Loan to Infrastructure	\$0	\$0	\$442,629	\$0	\$0	\$100,000	\$100,000
506 573 390	Storm Sewer Construction	\$0	\$6,380	\$0	\$15,000	\$0	\$15,000	\$15,000
506 573 391	Trail & Drainage Improvements	\$0	\$0	\$0	\$25,000	\$0	\$25,000	\$25,000
506 573 623	Transfer to Marne Creek Fund	\$0	\$0	\$0	\$80,000	\$0	\$60,000	\$60,000
506 574 362	Peyton Lane	\$0	\$0	\$0	\$0	\$0	\$0	\$490,000
506 574 363	Alumax Road, Whiting to RR	\$0	\$0	\$0	\$0	\$0	\$0	\$0
506 574 364	Maple Street, 6th to 8th	\$0	\$0	\$280,903	\$0	(\$63)	\$0	\$0
506 574 365	5th Street, Burleigh to Mulberry	\$0	\$268,617	\$0	\$0	\$0	\$0	\$0
506 574 373	Permanent Pavement Markings	\$56,469	\$41,082	\$30,461	\$80,000	\$0	\$80,000	\$80,000
506 574 374	Summit Street, 9th to 15th (STIP)	\$0	\$0	\$0	\$0	\$0	\$0	\$0
506 574 375	15th Street, Whiting to Burleigh (STIP)	\$0	\$0	\$0	\$0	\$0	\$0	\$0
506 574 381	Downtown Alleys	\$52,897	\$0	\$0	\$150,000	\$0	\$0	\$150,000
506 574 390	Crushed Salvaged Concrete	\$185,295	\$0	\$0	\$200,000	\$0	\$200,000	\$0
<b>Total Expenditures</b>		<b>\$2,986,591</b>	<b>\$4,071,741</b>	<b>\$3,592,241</b>	<b>\$7,353,854</b>	<b>\$42,425</b>	<b>\$5,383,251</b>	<b>\$8,167,164</b>

**City of Yankton**  
**Proposed 2018 Budget**

**Fund: Special Capital Improvement Fund**

**Activity: Capital Projects**

ACCOUNT NO.	DESCRIPTION	2014 ACTUAL	2015 ACTUAL	2016 ACTUAL	2017 ADOPTED	2017 Y.T.D.	2017 ESTIMATED	2018 PROPOSED
	Prior Year Balance	\$6,680,034	\$7,302,458	\$9,583,322	\$4,334,404	\$10,526,398	\$10,526,398	\$10,462,614
506 3140	General Sales and Use Tax	\$3,584,853	\$3,690,871	\$3,872,372	\$3,841,572	\$970,968	\$3,841,572	\$3,918,403
506 3310	Bus Barn Parking Grant	\$6,697	\$0	\$0	\$0	\$0	\$0	\$0
506 3342	State Grant	\$0	\$23,333	\$111,707	\$987,160	\$0	\$987,160	\$987,160
506 3343	Federal Aid Urban	\$0	\$2,520,087	\$467,168	\$467,168	\$0	\$420,735	\$467,168
506 3384	Yankton County Share	\$0	\$0	\$0	\$0	\$0	\$0	\$0
506 3430	Engineering & Admin - Sp Projects	\$0	\$0	\$2,054	\$0	\$0	\$0	\$0
506 3437	Equipment & Material Charge - Streets	\$0	\$5,801	\$0	\$0	\$0	\$0	\$0
506 3610	Interest	\$17,465	\$32,096	\$81,216	\$25,000	\$40,084	\$70,000	\$25,000
506 3612	Sale of Fixed Assets	\$0	\$80,415	\$0	\$0	\$0	\$0	\$0
506 3615	Misc. Reimbursements	\$0	\$0	\$300	\$0	\$0	\$0	\$0
506 3660	Donation from private	\$0	\$0	\$500	\$0	\$0	\$0	\$0
	Revenues Subtotal	\$3,609,015	\$6,352,603	\$4,535,317	\$5,320,900	\$1,011,052	\$5,319,467	\$5,397,731
	Total Funds Available	\$10,289,049	\$13,655,061	\$14,118,639	\$9,655,304	\$11,537,450	\$15,845,865	\$15,860,345
506 574 390	Debt Service Reserve - Current	\$0	\$0	\$0	\$0	\$0	\$0	\$0
	Subtotal	\$10,289,049	\$13,655,061	\$14,118,639	\$9,655,304	\$1,011,052	\$15,845,865	\$15,860,345
	Total Expenditures	\$2,986,591	\$4,071,741	\$3,592,241	\$7,353,854	\$42,425	\$5,383,251	\$8,167,164
	Ending Balance	\$7,302,458	\$9,583,322	\$10,526,398	\$2,301,450	\$968,627	\$10,462,614	\$7,693,181

**TAX INCREMENT DISTRICT #2 – Morgan Square  
ACCOUNT #509**

**PURPOSE OF THIS DEPARTMENT:** Why does this department exist?

The purpose of the Tax Increment District #2 – Morgan Square included the cost of improvements in tax increment financing District No. 2. State Law limits the time period for the installation of improvements with TID Funds to five years from the creation of the TID. The purpose of the fund is to collect TID #2 taxes, pay for current authorized expenditures, and to refund annual balances to the developer until public infrastructure expenses previously paid by the developer are retired.

**City of Yankton**  
Proposed 2018 Budget

Fund: **TID #2 Morgan Square**

Activity: **Capital Projects**

ACCOUNT NO.	DESCRIPTION	2014 ACTUAL	2015 ACTUAL	2016 ACTUAL	2017 ADOPTED	2017 Y.T.D.	2017 ESTIMATED	2018 PROPOSED
509 509 204	Southeast Properties, LLC	\$57,758	\$56,688	\$54,694	\$57,000	\$25,197	\$50,393	\$50,393
	Total Expenditures	\$57,758	\$56,688	\$54,694	\$57,000	\$25,197	\$50,393	\$50,393

Fund: **TID #2 Morgan Square**

Activity: **Capital Projects**

ACCOUNT NO.	DESCRIPTION	2014 ACTUAL	2015 ACTUAL	2016 ACTUAL	2017 ADOPTED	2017 Y.T.D.	2017 ESTIMATED	2018 PROPOSED
	Prior Year Balance	\$0	\$0	\$0	\$0	\$0	\$0	\$0
509 31xx	TID #2 Taxes - current	\$57,758	\$56,688	\$54,694	\$57,000	\$0	\$50,393	\$50,393
	Subtotal Revenues	\$57,758	\$56,688	\$54,694	\$57,000	\$0	\$50,393	\$50,393
	Total Funds Available	\$57,758	\$56,688	\$54,694	\$57,000	\$0	\$50,393	\$50,393
	Less Expenditures	\$57,758	\$56,688	\$54,694	\$57,000	\$25,197	\$50,393	\$50,393
	Ending Balance (excl land inventory)	\$0	\$0	\$0	\$0	(\$25,197)	\$0	\$0

**TAX INCREMENT DISTRICT #5 – Menards  
ACCOUNT #510**

**PURPOSE OF THIS DEPARTMENT:** Why does this department exist?

The purpose of the Tax Increment District #5 – Greenbow Development LLC and Menards, Inc. included the cost of public improvements and site development in tax increment financing District No. 5. State Law limits the time period for the installation of improvements with TID Funds to five years from the creation of the TID. The purpose of the fund is to collect TID #5 taxes, pay for current authorized expenditures, and to reimburse the general fund for purchases made with revenues generated from the bond issuance.

**City of Yankton**  
**Proposed 2018 Budget**

Fund: **TID #5 Menards**

Activity: **Capital Projects**

ACCOUNT NO.	DESCRIPTION	2014 ACTUAL	2015 ACTUAL	2016 ACTUAL	2017 ADOPTED	2017 Y.T.D.	2017 ESTIMATED	2018 PROPOSED
510 588 566	Payment to YAPG (Sales Tax)	\$268,803	\$282,602	\$0	\$0	\$0	\$0	\$0
510 588 567	Payment to YAPG (Sales Tax)	\$0	\$22,511	\$0	\$0	\$0	\$0	\$0
510 588 634	Transfer to Debt Service (Property Tax + BBI)	\$192,765	\$194,012	\$194,265	\$193,265	\$0	\$193,265	\$194,590
510 588 610	Transfer to General Fund - TID #5	\$0	\$0	\$0	\$0	\$0	\$0	\$0
510 588 359	Menard's Overlot Grading	\$0	\$183,153	\$0	\$0	\$0	\$0	\$0
510 588 360	Douglas Ave & Wilson Road	\$168,014	\$2,133,764	\$0	\$0	\$0	\$0	\$0
	Total Expenditures	\$629,582	\$2,816,042	\$194,265	\$193,265	\$0	\$193,265	\$194,590

Fund: **TID #5 Menards**

Activity: **Capital Projects**

ACCOUNT NO.	DESCRIPTION	2014 ACTUAL	2015 ACTUAL	2016 ACTUAL	2017 ADOPTED	2017 Y.T.D.	2017 ESTIMATED	2018 PROPOSED
	Prior Year Balance	(\$984,162)	(\$1,466,448)	(\$3,706,709)	\$0	(\$3,689,393)	(\$3,689,393)	(\$3,689,393)
510 31xx	TID #5 Taxes - current	\$147,089	\$141,101	\$189,555	\$140,000	\$63,363	\$140,281	\$140,281
510 31xx	TID #5 Taxes - delinquent	\$0	\$0	\$0	\$0	\$0	\$0	\$0
510 3190	Penalty & Interest on Del Taxes	\$207	\$0	\$8,667	\$0	\$0	\$0	\$0
510 3340	Local Infrastructure Improvement Program (C	\$0	\$434,680	\$7,359	\$0	\$0	\$0	\$0
510 3610	Interest	\$0	\$0	\$0	\$0	\$0	\$0	\$0
510 3615	Misc Reimbursements	\$0	\$0	\$6,000	\$0	\$6,000	\$6,000	\$0
510 3910	Loan from General Fund (Debt Service / BBE	\$0	\$0	\$0	\$0	\$0	\$0	\$0
510 3910	Loan from General Fund (Sales Tax to YAPC	\$0	\$0	\$0	\$0	\$0	\$0	\$0
510 3910	Loan from General Fund (Douglas Ave & Wi	\$0	\$0	\$0	\$0	\$0	\$0	\$0
510 3923	Transfer from BBB (Debt Service)	\$0	\$0	\$0	\$52,398	\$0	\$46,984	\$54,309
510 3950	Transfer from 2nd Penny (Sales Tax to YAPC	\$0	\$0	\$0	\$0	\$0	\$0	\$0
	Subtotal Revenues	\$147,296	\$575,781	\$211,581	\$192,398	\$69,363	\$193,265	\$194,590
	Total Funds Available	(\$836,866)	(\$890,667)	(\$3,495,128)	\$192,398	(\$3,626,030)	(\$3,496,128)	(\$3,494,803)
	Less Expenditures	\$629,582	\$2,816,042	\$194,265	\$193,265	\$0	\$193,265	\$194,590
	Ending Balance	(\$1,466,448)	(\$3,706,709)	(\$3,689,393)	(\$867)	(\$3,626,030)	(\$3,689,393)	(\$3,689,393)
	Owed to General Fund	\$1,466,447	\$3,706,709	\$3,706,709				



**TAX INCREMENT DISTRICT #6-Westbrook Estates Phase 1  
ACCOUNT #511**

**PURPOSE OF THIS DEPARTMENT:** Why does this department exist?

The purpose of Tax Increment District #6 is to assist in the creation of workforce housing. TID #6 was created as a part of a partnership between the City of Yankton and Yankton Area Progressive Growth (YAPG). Revenues will be transferred to YAPG and used to assist with land acquisition, infrastructure improvements and other identified costs. These transfers will cease when the TID sunsets or the payment cap is reached.

**City of Yankton**  
Proposed 2018 Budget

Fund: **TID #6 Westbrook Estates**

Activity: **Capital Projects**

ACCOUNT NO.	DESCRIPTION	2014 ACTUAL	2015 ACTUAL	2016 ACTUAL	2017 ADOPTED	2017 Y.T.D.	2017 ESTIMATED	2018 PROPOSED
511 588 202	Professional Services	\$0	\$0	\$0	\$0	\$0	\$0	\$0
511 588 566	Payment to YAPG	\$0	\$0	\$0	\$0	\$0	\$17,573	\$17,573
	Total Expenditures	\$0	\$0	\$0	\$0	\$0	\$17,573	\$17,573

Fund: **TID #6 Westbrook Estates**

Activity: **Capital Projects**

ACCOUNT NO.	DESCRIPTION	2014 ACTUAL	2015 ACTUAL	2016 ACTUAL	2017 ADOPTED	2017 Y.T.D.	2017 ESTIMATED	2018 PROPOSED
	Prior Year Balance	\$0	\$0	\$0	\$0	\$0	\$0	\$0
511 31xx	TID #6 Taxes - current	\$0	\$0	\$0	\$0	\$17,573	\$17,573	\$17,573
511 31xx	TID #6 Taxes - delinquent	\$0	\$0	\$0	\$0	\$0	\$0	\$0
511 3190	Penalty & Interest on Del Taxes	\$0	\$0	\$0	\$0	\$0	\$0	\$0
511 3610	Interest	\$0	\$0	\$0	\$0	\$0	\$0	\$0
511 3615	Misc Reimbursements	\$0	\$0	\$0	\$0	\$0	\$0	\$0
	Subtotal Revenues	\$0	\$0	\$0	\$0	\$17,573	\$17,573	\$17,573
	Total Funds Available	\$0	\$0	\$0	\$0	\$17,573	\$17,573	\$17,573
	Less Expenditures	\$0	\$0	\$0	\$0	\$0	\$17,573	\$17,573
	Ending Balance	\$0	\$0	\$0	\$0	\$17,573	\$0	\$0

**TAX INCREMENT DISTRICT #7-West 10<sup>th</sup> Street  
ACCOUNT #512**

**PURPOSE OF THIS DEPARTMENT:** Why does this department exist?

The purpose of Tax Increment District #7 is to assist in the creation of affordable housing through the repurposing of a blighted area in the community. The location was formerly a mobile home park that contained many substandard units with substandard utilities. The TID #7 project takes advantage of existing adjacent public infrastructure and creates value in a location that was previously underdeveloped. Revenues will be transferred to the developer to help offset the cost of land acquisition, cleanup, grading and other improvements at or below grade. These transfers will cease when the TID sunsets or the payment cap is reached.

**City of Yankton**  
Proposed 2018 Budget

Fund: **TID #7 West 10th Street**

Activity: **Capital Projects**

ACCOUNT NO.	DESCRIPTION	2014 ACTUAL	2015 ACTUAL	2016 ACTUAL	2017 ADOPTED	2017 Y.T.D.	2017 ESTIMATED	2018 PROPOSED
512 588 202	Professional Services	\$0	\$0	\$0	\$0	\$0	\$0	\$0
512 588 204	Payment to Schrecht, LLC	\$0	\$0	\$0	\$0	\$0	\$0	\$10,000
	Total Expenditures	\$0	\$0	\$0	\$0	\$0	\$0	\$10,000

Fund: **TID #7 West 10th Street**

Activity: **Capital Projects**

ACCOUNT NO.	DESCRIPTION	2014 ACTUAL	2015 ACTUAL	2016 ACTUAL	2017 ADOPTED	2017 Y.T.D.	2017 ESTIMATED	2018 PROPOSED
	Prior Year Balance	\$0	\$0	\$0	\$0	\$0	\$0	\$0
512 31xx	TID #7 Taxes - current	\$0	\$0	\$0	\$0	\$0	\$0	\$10,000
512 31xx	TID #7 Taxes - delinquent	\$0	\$0	\$0	\$0	\$0	\$0	\$0
512 3190	Penalty & Interest on Del Taxes	\$0	\$0	\$0	\$0	\$0	\$0	\$0
512 3610	Interest	\$0	\$0	\$0	\$0	\$0	\$0	\$0
512 3615	Misc Reimbursements	\$0	\$0	\$0	\$0	\$0	\$0	\$0
	Subtotal Revenues	\$0	\$0	\$0	\$0	\$0	\$0	\$10,000
	Total Funds Available	\$0	\$0	\$0	\$0	\$0	\$0	\$10,000
	Less Expenditures	\$0	\$0	\$0	\$0	\$0	\$0	\$10,000
	Ending Balance	\$0	\$0	\$0	\$0	\$0	\$0	\$0

**TAX INCREMENT DISTRICT #8-Westbrook Estates Phase 2  
ACCOUNT #513**

**PURPOSE OF THIS DEPARTMENT:** Why does this department exist?

The purpose of Tax Increment District #8 is to assist in the creation of workforce housing. Revenues from TID #8 will be used for two purposes. The revenue from the north 20 lots in subdivision identified as “Area #1” in the TID Plan will be retained by the City for the purpose of funding 23<sup>rd</sup> Street improvements between the east ROW line of West City Limits Road to the west boundary of TID #8. The revenues generated from “Area #2” and “Area #3” will be forwarded to the Developer in fulfillment of the provisions of the TID #8 Developer’s Agreement.

**City of Yankton**  
Proposed 2018 Budget

**Fund: TID #8 Westbrook Estates Phase 2**

**Activity: Capital Projects**

ACCOUNT NO.	DESCRIPTION	2014 ACTUAL	2015 ACTUAL	2016 ACTUAL	2017 ADOPTED	2017 Y.T.D.	2017 ESTIMATED	2018 PROPOSED
513 588 202	Professional Services	\$0	\$0	\$0	\$0	\$0	\$0	\$0
513 588 204	Payment to Yankton Development Ent, LLC	\$0	\$0	\$0	\$0	\$0	\$0	\$0
	<b>Total Expenditures</b>	<b>\$0</b>	<b>\$0</b>	<b>\$0</b>	<b>\$0</b>	<b>\$0</b>	<b>\$0</b>	<b>\$0</b>

**Fund: TID #8 Westbrook Estates Phase 2**

**Activity: Capital Projects**

ACCOUNT NO.	DESCRIPTION	2014 ACTUAL	2015 ACTUAL	2016 ACTUAL	2017 ADOPTED	2017 Y.T.D.	2017 ESTIMATED	2018 PROPOSED
	Prior Year Balance	\$0	\$0	\$0	\$0	\$0	\$0	\$0
513 31xx	TID #8 Taxes - current	\$0	\$0	\$0	\$0	\$0	\$0	\$0
513 31xx	TID #8 Taxes - delinquent	\$0	\$0	\$0	\$0	\$0	\$0	\$0
513 3190	Penalty & Interest on Del Taxes	\$0	\$0	\$0	\$0	\$0	\$0	\$0
513 3610	Interest	\$0	\$0	\$0	\$0	\$0	\$0	\$0
513 3615	Misc Reimbursements	\$0	\$0	\$0	\$0	\$0	\$0	\$0
	<b>Subtotal Revenues</b>	<b>\$0</b>	<b>\$0</b>	<b>\$0</b>	<b>\$0</b>	<b>\$0</b>	<b>\$0</b>	<b>\$0</b>
	<b>Total Funds Available</b>	<b>\$0</b>	<b>\$0</b>	<b>\$0</b>	<b>\$0</b>	<b>\$0</b>	<b>\$0</b>	<b>\$0</b>
	<b>Less Expenditures</b>	<b>\$0</b>	<b>\$0</b>	<b>\$0</b>	<b>\$0</b>	<b>\$0</b>	<b>\$0</b>	<b>\$0</b>
	<b>Ending Balance</b>	<b>\$0</b>	<b>\$0</b>	<b>\$0</b>	<b>\$0</b>	<b>\$0</b>	<b>\$0</b>	<b>\$0</b>

## **WATER ACCOUNT #601**

**PURPOSE OF THIS DEPARTMENT:** Why does this department exist?

To maintain and operate the distribution and treatment facility to meet federal and state regulations, have a minimum impact on the environment, and enhancing the quality of life for the community.

**DEPARTMENT PERSONNEL:** .5 Environmental Services Director, .5 Distribution Superintendent, 1 Water Plant Superintendent, 1 Water Plant Supervisor, 3 Senior Water Plant Operators, 1 Water Meter Technician, 1 Utility Maintenance Worker, and 1 Plant Operators

**City of Yankton**  
**Proposed 2018 Budget**

Fund: <b>Water</b>		Function: <b>Operations</b>				Activity: <b>Utilities Department</b>		
ACCOUNT NO.	DESCRIPTION	2014 ACTUAL	2015 ACTUAL	2016 ACTUAL	2017 ADOPTED	2017 Y.T.D.	2017 ESTIMATED	2018 PROPOSED
	Operating Revenues	\$4,825,847	\$5,277,006	\$5,715,020	\$5,813,095	\$1,973,235	\$5,816,442	\$6,246,361
	Operating Expenses:							
	Personnel Services	\$606,969	\$645,506	\$650,034	\$737,318	\$289,881	\$742,276	\$751,315
	Insurance	\$50,105	\$51,679	\$52,047	\$66,329	\$65,526	\$65,526	\$72,079
	Professional Services	\$121,770	\$46,178	\$45,519	\$55,500	\$10,892	\$54,500	\$55,500
	State Fees	\$5,000	\$5,000	\$10,850	\$11,000	\$0	\$11,000	\$11,000
	Repairs & Maintenance	\$288,630	\$217,352	\$297,993	\$297,000	\$93,092	\$198,542	\$297,000
	Supplies & Materials	\$237,458	\$274,363	\$292,350	\$272,000	\$84,675	\$266,050	\$272,000
	Travel & Conference	\$1,748	\$6,329	\$3,435	\$5,500	\$313	\$5,500	\$6,500
	Utilities	\$219,009	\$217,006	\$223,615	\$262,000	\$98,076	\$263,307	\$262,000
	Billing & Administration	\$655,905	\$655,905	\$655,905	\$655,905	\$327,953	\$655,905	\$655,905
	Depreciation	\$644,244	\$616,064	\$618,439	\$616,064	\$253,728	\$565,318	\$565,318
	Total Operating Expenses	\$2,830,838	\$2,735,382	\$2,850,187	\$2,978,616	\$1,224,136	\$2,827,924	\$2,948,617
	Total Operating Income(Loss)	\$1,995,009	\$2,541,624	\$2,864,833	\$2,834,479	\$749,099	\$2,988,518	\$3,297,744
	Non-Operating Revenue(Expense)							
	Interest	\$14,690	\$18,024	\$42,007	\$10,000	\$28,324	\$45,000	\$10,000
	Reimbursements	\$1,491	\$1,145	\$1,911	\$0	\$0	\$0	\$0
	Miscellaneous	\$2,742	\$1,288	\$2,783	\$2,000	\$136	\$1,994	\$2,000
	Interest/Capital Lease	\$0	\$0	\$0	\$0	\$0	\$0	\$0
	Interest/SRF Loan	(\$211,882)	(\$224,984)	(\$396,844)	(\$572,202)	(\$364,970)	(\$430,288)	(\$884,363)
	Net Income Before Transfers	\$1,802,050	\$2,337,097	\$2,514,690	\$2,274,277	\$412,589	\$2,605,224	\$2,425,381
	Operating Transfer Out	\$52,000	\$52,000	\$71,346	\$71,346	\$35,673	\$71,346	\$71,346
	Net Income	\$1,750,050	\$2,285,097	\$2,443,344	\$2,202,931	\$376,916	\$2,533,878	\$2,354,035



**City of Yankton**  
**Proposed 2018 Budget**

<b>Fund: Water</b>		<b>Function: Water Revenue</b>				<b>Activity: Utilities Department</b>		
<b>ACCOUNT NO.</b>	<b>DESCRIPTION</b>	<b>2014 ACTUAL</b>	<b>2015 ACTUAL</b>	<b>2016 ACTUAL</b>	<b>2017 ADOPTED</b>	<b>2017 Y.T.D.</b>	<b>2017 ESTIMATED</b>	<b>2018 PROPOSED</b>
601 3810	Metered Sales	\$3,373,972	\$3,755,324	\$4,093,143	\$3,984,023	\$1,231,277	\$3,984,023	\$4,103,544
60x 3812	Surcharge	\$1,342,330	\$1,415,958	\$1,512,703	\$1,723,872	\$692,704	\$1,723,872	\$2,037,617
601 3811	Bulk Sales	\$3,176	\$3,737	\$3,019	\$3,200	\$1,743	\$3,200	\$3,200
601 3812	Sale Service & Material	\$44,224	\$41,662	\$40,468	\$40,000	\$20,044	\$40,000	\$40,000
601 3813	Other Operational - Water	\$0	\$0	\$4,267	\$0	\$3,347	\$3,347	\$0
601 3814	Late Charge	\$62,145	\$60,325	\$61,420	\$62,000	\$24,120	\$62,000	\$62,000
	<b>Total Operating Revenues</b>	<b>\$4,825,847</b>	<b>\$5,277,006</b>	<b>\$5,715,020</b>	<b>\$5,813,095</b>	<b>\$1,973,235</b>	<b>\$5,816,442</b>	<b>\$6,246,361</b>
60x 3614	State Revolving Fund Loan	\$0	\$2,953,484	\$8,505,455	\$17,500,000	\$1,268,047	\$17,500,000	\$17,500,000
	<b>Total Operating &amp; Other Revenues</b>	<b>\$4,825,847</b>	<b>\$8,230,490</b>	<b>\$14,220,475</b>	<b>\$23,313,095</b>	<b>\$3,241,282</b>	<b>\$23,316,442</b>	<b>\$23,746,361</b>
601 3615	Misc Reimbursements	\$991	\$662	\$1,411	\$0	\$0	\$0	\$0
601 3640	Compensation Loss & Damage	\$500	\$483	\$500	\$0	\$0	\$0	\$0
602 3610	Interest	\$14,690	\$18,024	\$42,007	\$10,000	\$28,324	\$45,000	\$10,000
602 3821	Other Non-operational	\$1,719	\$583	\$1,325	\$2,000	\$142	\$2,000	\$2,000
602 3822	Cash(Long)	\$32	\$43	\$69	\$0	\$16	\$16	\$0
	<b>Total Nonoperating Revenues</b>	<b>\$17,932</b>	<b>\$19,795</b>	<b>\$45,312</b>	<b>\$12,000</b>	<b>\$28,482</b>	<b>\$47,016</b>	<b>\$12,000</b>
	<b>Total Revenues</b>	<b>\$4,843,779</b>	<b>\$8,250,285</b>	<b>\$14,265,787</b>	<b>\$23,325,095</b>	<b>\$3,269,764</b>	<b>\$23,363,458</b>	<b>\$23,758,361</b>

**City of Yankton**  
**Proposed 2018 Budget**

Fund: **Water**

Function: **Operation Expenses**

Activity: **Utilities Department**

ACCOUNT NO.	DESCRIPTION	2014 ACTUAL	2015 ACTUAL	2016 ACTUAL	2017 ADOPTED	2017 Y.T.D.	2017 ESTIMATED	2018 PROPOSED
601 601 101	Regular Salaries & Wages	\$447,158	\$464,245	\$471,870	\$499,290	\$208,437	\$499,290	\$505,461
601 601 102	Temp. Salaries & Wages	\$6,465	\$6,754	\$3,686	\$20,160	\$1,128	\$20,160	\$20,160
601 601 103	Overtime Wages	\$24,146	\$23,248	\$30,501	\$25,000	\$13,825	\$30,000	\$30,000
601 601 111	OASI	\$36,076	\$37,239	\$37,564	\$41,650	\$16,913	\$41,650	\$42,505
601 601 121	Retirement	\$28,285	\$29,124	\$29,549	\$31,457	\$13,389	\$31,457	\$32,128
601 601 131	Worker's Compensation	\$9,236	\$9,973	\$11,783	\$13,004	\$0	\$13,004	\$14,304
601 601 132	Group Insurance	\$75,725	\$74,329	\$68,867	\$105,875	\$35,607	\$105,875	\$105,875
601 601 133	Unemployment Insurance	\$691	\$594	\$718	\$882	\$582	\$840	\$882
		(\$20,813)	\$0	(\$4,504)				
	Subtotal Personnel Services	\$606,969	\$645,506	\$650,034	\$737,318	\$289,881	\$742,276	\$751,315
601 601 201	Insurance	\$50,105	\$51,679	\$52,047	\$66,329	\$65,526	\$65,526	\$72,079
601 601 202	Professional Services	\$107,713	\$37,297	\$34,048	\$40,000	\$10,437	\$40,000	\$40,000
601 601 203	Audit	\$7,220	\$6,842	\$8,556	\$12,000	\$0	\$12,000	\$12,000
601 601 205	State Permit Fee	\$5,000	\$5,000	\$10,850	\$11,000	\$0	\$11,000	\$11,000
601 601 208	Locates	\$999	\$1,034	\$1,095	\$1,500	\$132	\$1,500	\$1,500
601 601 211	Publishing	\$5,693	\$455	\$1,814	\$1,000	\$263	\$500	\$1,000
601 601 212	Rentals	\$145	\$550	\$6	\$1,000	\$60	\$500	\$1,000
601 601 221	Rep. & Maint. - Plant	\$101,426	\$56,200	\$90,358	\$80,000	\$35,793	\$50,000	\$80,000
601 601 222	Rep. & Maint. - Vehicles	\$2,475	\$502	\$213	\$2,500	\$235	\$1,000	\$2,500
601 601 223	Rep. & Maint. - Buildings	\$276	\$1,283	\$1,862	\$4,500	\$2,421	\$2,500	\$4,500
601 601 224	Rep. & Maint. - Central Garage	\$16,171	\$18,436	\$12,876	\$23,000	\$3,239	\$10,000	\$23,000
601 601 225	Rep. & Maint. - Other	\$0	\$0	\$0	\$0	\$42	\$42	\$0
601 601 226	Rep. & Maint. - Distribution	\$81,859	\$69,541	\$114,217	\$75,000	\$8,729	\$50,000	\$75,000
601 601 227	Rep. & Maint. - Meters	\$32,769	\$11,070	\$9,007	\$42,000	\$6,063	\$15,000	\$42,000
601 601 228	Sludge Removal	\$53,654	\$60,320	\$69,460	\$70,000	\$36,570	\$70,000	\$70,000
601 601 231	Postage	\$9,227	\$10,114	\$11,390	\$10,000	\$4,470	\$7,500	\$10,000
601 601 232	Office Supplies	\$2,124	\$1,686	\$2,918	\$1,750	\$502	\$1,000	\$1,750
601 601 234	Copies	\$224	\$84	\$347	\$350	\$174	\$350	\$350
601 601 235	Subscriptions & Publications	\$74	\$149	\$134	\$250	\$214	\$250	\$250
601 601 236	Janitorial Supplies	\$268	\$1,379	\$1,414	\$850	\$403	\$850	\$850
601 601 240	Chemical & Gases	\$218,453	\$252,503	\$265,852	\$250,000	\$74,542	\$250,000	\$250,000
601 601 241	Agricultural Supplies	\$1,010	\$1,412	\$762	\$1,700	\$210	\$1,000	\$1,700
601 601 243	Med., Safety, & Lab. Supplies	\$4,045	\$4,344	\$6,563	\$5,000	\$2,538	\$3,000	\$5,000
601 601 244	Uniforms & Dry Goods	\$264	\$306	\$543	\$600	\$324	\$600	\$600
601 601 247	Small Tools & Hardware	\$1,769	\$2,386	\$2,427	\$1,500	\$1,298	\$1,500	\$1,500
601 601 261	Membership Dues	\$430	\$444	\$425	\$2,000	\$0	\$2,000	\$2,000
601 601 263	Travel	\$160	\$1,643	\$2,208	\$1,000	\$313	\$1,000	\$2,500
601 601 264	Learning	\$1,158	\$4,242	\$802	\$2,500	\$0	\$2,500	\$2,000
601 601 271	Telephone	\$6,411	\$6,547	\$6,259	\$6,500	\$2,901	\$6,500	\$6,500
601 601 272	Electricity	\$170,090	\$182,337	\$192,428	\$210,000	\$79,666	\$210,000	\$210,000
601 601 273	Fuel-Heating	\$42,100	\$27,710	\$24,488	\$45,000	\$14,014	\$45,000	\$45,000
601 601 274	Water Service	\$0	\$0	\$0	\$0	\$1,307	\$1,307	\$0
601 601 276	Landfill	\$408	\$412	\$440	\$500	\$188	\$500	\$500
601 601 281	Billing & Administration	\$655,905	\$655,905	\$655,905	\$655,905	\$327,953	\$655,905	\$655,905
601 601 291	Depreciation	\$644,244	\$616,064	\$618,439	\$616,064	\$253,728	\$565,318	\$565,318
	Subtotal Other Current Expenditures	\$2,223,869	\$2,089,876	\$2,200,153	\$2,241,298	\$934,255	\$2,085,648	\$2,197,302
	Total Operating Expenses	\$2,830,838	\$2,735,382	\$2,850,187	\$2,978,616	\$1,224,136	\$2,827,924	\$2,948,617

**City of Yankton**  
**Proposed 2018 Budget**

Fund: <b>Water</b>		Function: <b>Improvements &amp; Extension</b>				Activity: <b>Utilities Department</b>		
ACCOUNT NO.	DESCRIPTION	2014 ACTUAL	2015 ACTUAL	2016 ACTUAL	2017 ADOPTED	2017 Y.T.D.	2017 ESTIMATED	2018 PROPOSED
	Revenues:							
	Net Income	\$1,750,050	\$2,285,097	\$2,443,344	\$2,202,931	\$376,916	\$2,533,878	\$2,354,035
	Depreciation	\$644,244	\$616,064	\$618,439	\$616,064	\$253,728	\$565,318	\$565,318
	Grants & Loans	\$0	\$2,953,484	\$8,505,455	\$17,500,000	\$1,268,047	\$17,500,000	\$17,500,000
	Beginning Balance	\$5,349,540	\$6,039,556	\$2,083,372	\$314,619	\$8,092,196	\$8,092,196	\$9,900,506
	<b>Total Funds Available</b>	<b>\$7,743,834</b>	<b>\$11,894,201</b>	<b>\$13,650,610</b>	<b>\$20,633,614</b>	<b>\$9,990,887</b>	<b>\$28,691,392</b>	<b>\$30,319,859</b>
	Principal	\$387,222	\$402,135	\$415,364	\$697,649	\$472,733	\$597,987	\$792,151
	Equipment	\$550	\$31,813	\$1,800	\$18,000	\$14,899	\$27,899	\$36,000
	Main Replacement / Extension	\$1,348,702	\$9,344,334	\$4,913,531	\$17,625,000	\$941,856	\$18,060,000	\$17,665,000
	Capital Repair and Maintenance	\$0	\$0	\$0	\$30,000	\$0	\$30,000	\$30,000
	WTP Repairs	\$0	\$0	\$0	\$0	\$0	\$0	\$0
	Reserve for Future Improvements	\$0	\$21,625	\$0	\$75,000	\$0	\$75,000	\$75,000
	<b>Total Applied</b>	<b>\$1,736,474</b>	<b>\$9,799,907</b>	<b>\$5,330,695</b>	<b>\$18,445,649</b>	<b>\$1,429,488</b>	<b>\$18,790,886</b>	<b>\$18,598,151</b>
	Due To / Due From	(\$32,196)	\$10,922	\$227,719	\$0	\$0	\$0	\$0
	<b>Ending Balance</b>	<b>\$6,039,556</b>	<b>\$2,083,372</b>	<b>\$8,092,196</b>	<b>\$2,187,965</b>	<b>\$8,561,399</b>	<b>\$9,900,506</b>	<b>\$11,721,708</b>

**City of Yankton**  
**Proposed 2018 Budget**

Fund: <b>Water</b>		Function: <b>Improvements &amp; Extensions</b>				Activity: <b>Utilities Department</b>		
ACCOUNT NO.	DESCRIPTION	2014 ACTUAL	2015 ACTUAL	2016 ACTUAL	2017 ADOPTED	2017 Y.T.D.	2017 ESTIMATED	2018 PROPOSED
604 604 411	State Revolving Fund Interest	\$211,882	\$201,602	\$185,285	\$174,705	\$132,334	\$174,705	\$160,585
607 607 411	State Revolving Fund Interest	\$0	\$23,382	\$211,559	\$397,497	\$232,636	\$255,583	\$723,778
	<b>Total Int. &amp; Fiscal Fees</b>	<b>\$211,882</b>	<b>\$224,984</b>	<b>\$396,844</b>	<b>\$572,202</b>	<b>\$364,970</b>	<b>\$430,288</b>	<b>\$884,363</b>
601 601 580	Loss on Assets	\$0	\$0	\$0	\$0	\$0	\$0	\$0
602 602 570	Cash Short	\$0	\$0	\$22	\$0	\$22	\$22	\$0
	<b>Total Nonoperating Expense</b>	<b>\$211,882</b>	<b>\$224,984</b>	<b>\$396,866</b>	<b>\$572,202</b>	<b>\$364,992</b>	<b>\$430,310</b>	<b>\$884,363</b>
601 601 610	Transfer to General	\$52,000	\$52,000	\$71,346	\$71,346	\$35,673	\$71,346	\$71,346
602 602 301	Capital Repairs and Maintenance	\$0	\$0	\$0	\$30,000	\$0	\$30,000	\$30,000
602 602 326	Treatment Plant Improvements	\$1,241,327	\$784,361	\$932,198	\$17,500,000	\$402,057	\$17,000,000	\$17,000,000
602 602 327	Jacqueline Culdesac, Watermain Replacemer	\$0	\$0	\$0	\$0	\$0	\$60,000	\$0
602 602 328	Maple Street, 4th to 6th	\$0	\$0	\$0	\$125,000	\$0	\$125,000	\$0
602 602 329	Walnut Street, 2nd to 4th	\$0	\$0	\$0	\$0	\$0	\$0	\$125,000
602 602 330	8th Street, Linn to Summit	\$0	\$0	\$0	\$0	\$0	\$0	\$342,000
602 602 331	8th Street, Westside Drive Loop	\$0	\$0	\$0	\$0	\$0	\$0	\$75,000
602 602 332	Radio Controls to West Water Tower	\$0	\$0	\$0	\$0	\$0	\$0	\$60,000
602 602 333	Collector Well - Chamber Concrete	\$0	\$0	\$0	\$0	\$0	\$0	\$63,000
602 602 334	East Hwy 50 Replacement	\$31,357	\$21,750	\$222,628	\$0	\$40,966	\$350,000	\$0
602 602 350	Equipment	\$550	\$31,813	\$1,800	\$18,000	\$14,899	\$27,899	\$36,000
602 602 360	Collector Well	\$76,018	\$6,728,745	\$3,213,207	\$0	\$495,387	\$500,000	\$0
602 602 361	Fill Station Design	\$0	\$0	\$294,102	\$0	\$3,446	\$25,000	\$0
602 602 369	Raw Water Line and Wastewater Loop	\$0	\$1,809,478	\$251,396	\$0	\$0	\$0	\$0
602 602 390	Reserve for Future Imp.	\$0	\$21,625	\$0	\$75,000	\$0	\$75,000	\$75,000
604 604 441	State Revolving Fund Principal	\$387,222	\$402,135	\$415,364	\$429,032	\$320,468	\$429,032	\$443,151
607 607 441	State Revolving Fund Principal	\$0	\$0	\$0	\$268,617	\$152,265	\$168,955	\$349,000
	<b>Total Improvements &amp; Extensions</b>	<b>\$1,736,474</b>	<b>\$9,799,907</b>	<b>\$5,330,695</b>	<b>\$18,445,649</b>	<b>\$1,429,488</b>	<b>\$18,790,886</b>	<b>\$18,598,151</b>

## **WASTEWATER ACCOUNT #611**

**PURPOSE OF THIS DEPARTMENT:** Why does this department exist?

To maintain and operate the collection and treatment facility to meet federal and state regulations, have a minimum impact on the environment, and enhancing the quality of life for the community.

**DEPARTMENT PERSONNEL:** .5 Environmental Services Director, .5 Collection Superintendent, 1 Plant Superintendent, 2 Maintenance Personnel, 1 Plant Supervisor, 1 Senior Wastewater Plant Operator, 1 Senior Lab Tech, 1 Lead Senior Equipment Operator, and 2 Plant Operators.

**City of Yankton**  
Proposed 2018 Budget

Fund: <b>Wastewater</b>		Function: <b>Operations</b>				Activity: <b>Utilities Department</b>		
ACCOUNT NO.	DESCRIPTION	2014 ACTUAL	2015 ACTUAL	2016 ACTUAL	2017 ADOPTED	2017 Y.T.D.	2017 ESTIMATED	2018 PROPOSED
	Operating Revenues	\$3,104,555	\$3,240,151	\$3,452,940	\$3,504,190	\$1,398,278	\$3,625,548	\$3,806,815
	Operating Expenses:							
	Personnel Services	\$546,582	\$578,731	\$594,462	\$673,306	\$258,303	\$647,685	\$654,997
	Insurance	\$81,303	\$83,946	\$84,370	\$103,354	\$87,424	\$98,432	\$108,275
	Professional Services	\$59,955	\$28,558	\$42,875	\$48,600	\$8,161	\$50,600	\$50,600
	State Fees	\$12,500	\$12,500	\$12,500	\$12,500	\$12,500	\$12,500	\$12,500
	Publishing	\$55	\$67	\$517	\$225	\$0	\$225	\$225
	Repairs & Maintenance	\$234,787	\$223,598	\$239,790	\$308,500	\$40,920	\$159,000	\$308,500
	Supplies & Materials	\$42,454	\$49,399	\$50,809	\$57,050	\$13,639	\$56,050	\$57,050
	Travel & Conference	\$1,769	\$1,380	\$1,860	\$5,200	\$184	\$4,200	\$5,200
	Utilities	\$236,505	\$200,096	\$192,632	\$235,950	\$90,086	\$235,950	\$235,950
	Billing & Administration	\$626,754	\$626,754	\$626,754	\$626,754	\$313,377	\$626,754	\$626,754
	Depreciation	\$1,070,928	\$899,353	\$923,235	\$899,353	\$303,532	\$899,353	\$899,353
	Total Operating Expenses	\$2,913,592	\$2,704,382	\$2,769,804	\$2,970,792	\$1,128,126	\$2,790,749	\$2,959,404
	Net Operating Income(Loss)	\$190,963	\$535,769	\$683,136	\$533,398	\$270,152	\$834,799	\$847,411
	Non-Operating Revenue(Expense)							
	Interest	\$5,394	\$7,000	\$11,364	\$5,100	\$3,505	\$12,000	\$12,000
	Intergovernmental (grant)	\$0	\$0	\$0	\$0	\$0	\$0	\$0
	Miscellaneous	\$2,365	\$18,906	\$18,668	\$2,900	\$0	\$2,900	\$2,900
	Interest & Fiscal Charges	(\$199,914)	(\$185,456)	(\$164,737)	(\$263,890)	(\$107,916)	(\$183,764)	(\$230,205)
	Loss on Assets	\$0	\$0	\$0	\$0	\$0	\$0	\$0
	Net Income Before Transfers	(\$1,192)	\$376,219	\$548,431	\$277,508	\$165,741	\$665,935	\$632,106
	Operating Transfer Out	\$40,700	\$40,700	\$60,046	\$60,046	\$30,023	\$60,046	\$60,046
	Net Income	(\$41,892)	\$335,519	\$488,385	\$217,462	\$135,718	\$605,889	\$572,060

**City of Yankton**  
**Proposed 2018 Budget**

Fund: <b>Wastewater</b>		Estimated Revenue				Activity: <b>Utilities Department</b>		
ACCOUNT NO.	DESCRIPTION	2014 ACTUAL	2015 ACTUAL	2016 ACTUAL	2017 ADOPTED	2017 Y.T.D.	2017 ESTIMATED	2018 PROPOSED
611 3311	FEMA Federal	\$0	\$0	\$0	\$0	\$0	\$0	\$0
611 3312	EDA Liftstation	\$0	\$0	\$1,074,854	\$0	\$0	\$994,146	\$0
611 3340	FEMA State	\$0	\$0	\$0	\$0	\$0	\$0	\$0
611 3610	Interest	\$5,394	\$7,000	\$11,364	\$5,100	\$3,505	\$12,000	\$12,000
611 3612	Gain on Sale of Assets	\$0	\$0	\$0	\$0	\$0	\$0	\$0
611 3615	Miscellaneous Reimbursements	\$385	\$18,340	\$18,668	\$0	\$0	\$0	\$0
611 3640	Compensation Loss & Damage	\$0	\$0	\$0	\$0	\$0	\$0	\$0
611 3665	Cont Capital Rev - Customer	\$0	\$0	\$0	\$0	\$0	\$0	\$0
611 3840	Other Non-Operational-Wastwtr	\$1,720	\$566	\$0	\$2,500	\$0	\$2,500	\$2,500
611 3841	Special Hookup Fees	\$260	\$0	\$0	\$400	\$0	\$400	\$400
614 3340	Sate Revolving Loan Fund - Grant	\$0	\$0	\$0	\$0	\$0	\$0	\$0
614 3614	State Revolving Loan Fund	\$0	\$0	\$593,805	\$2,200,000	\$0	\$3,106,195	\$1,000,000
	<b>Total Nonoperating Revenues</b>	<b>\$7,759</b>	<b>\$25,906</b>	<b>\$1,698,691</b>	<b>\$2,208,000</b>	<b>\$3,505</b>	<b>\$4,115,241</b>	<b>\$1,014,900</b>
611 3812	Sale Service & Material	\$1,149	\$216	\$227	\$200	\$46	\$200	\$200
611 3830	Sewer User Fee	\$3,103,406	\$3,239,935	\$3,452,713	\$3,503,990	\$1,398,232	\$3,625,348	\$3,806,615
	<b>Total Operating Revenues</b>	<b>\$3,104,555</b>	<b>\$3,240,151</b>	<b>\$3,452,940</b>	<b>\$3,504,190</b>	<b>\$1,398,278</b>	<b>\$3,625,548</b>	<b>\$3,806,815</b>
	<b>Total Revenues</b>	<b>\$3,112,314</b>	<b>\$3,266,057</b>	<b>\$5,151,631</b>	<b>\$5,712,190</b>	<b>\$1,401,783</b>	<b>\$7,740,789</b>	<b>\$4,821,715</b>

**City of Yankton**  
**Proposed 2018 Budget**

**Fund: Wastewater**

**Function: Operating Expenses**

**Activity: Utilities Department**

ACCOUNT NO.	DESCRIPTION	2014 ACTUAL	2015 ACTUAL	2016 ACTUAL	2017 ADOPTED	2017 Y.T.D.	2017 ESTIMATED	2018 PROPOSED
611 611 101	Regular Wages	\$398,781	\$420,038	\$439,315	\$468,908	\$189,231	\$449,852	\$455,412
611 611 102	Temporary Wages	\$11,316	\$14,740	\$13,448	\$25,760	\$5,988	\$23,000	\$23,000
611 611 103	Overtime Wages	\$4,604	\$4,438	\$3,499	\$7,000	\$777	\$7,000	\$7,000
611 611 111	OASI	\$29,454	\$30,642	\$31,297	\$38,378	\$13,900	\$36,709	\$37,134
611 611 121	Retirement	\$24,204	\$25,437	\$26,035	\$28,554	\$11,453	\$27,411	\$27,745
611 611 131	Worker's Compensation	\$7,414	\$8,005	\$9,459	\$10,474	\$0	\$9,522	\$10,474
611 611 132	Group Insurance	\$70,146	\$74,855	\$70,717	\$93,364	\$36,398	\$93,364	\$93,364
611 611 133	Unemployment Insurance	\$663	\$576	\$692	\$868	\$556	\$827	\$868
		(\$16,190)	\$0	(\$7,080)				
	Subtotal Personnel Services	\$530,392	\$578,731	\$587,382	\$673,306	\$258,303	\$647,685	\$654,997
611 611 201	Insurance	\$81,303	\$83,946	\$84,370	\$103,354	\$87,424	\$98,432	\$108,275
611 611 202	Professional Services	\$51,736	\$20,682	\$33,224	\$40,000	\$8,161	\$40,000	\$40,000
611 611 203	Audit	\$7,220	\$6,842	\$8,556	\$7,500	\$0	\$9,500	\$9,500
611 611 205	State Permit Fee	\$12,500	\$12,500	\$12,500	\$12,500	\$12,500	\$12,500	\$12,500
611 611 208	Locates	\$999	\$1,034	\$1,095	\$1,100	\$0	\$1,100	\$1,100
611 611 211	Publishing	\$55	\$67	\$517	\$225	\$0	\$225	\$225
611 611 212	Rentals	\$0	\$0	\$0	\$500	\$0	\$0	\$500
611 611 221	Rep. & Maint. - Plant	\$99,740	\$115,725	\$137,709	\$100,000	\$33,920	\$60,000	\$100,000
611 611 222	Rep. & Maint. - Vehicles	\$3,174	\$726	\$360	\$2,000	\$9	\$1,000	\$2,000
611 611 223	Rep. & Maint. - Buildings	\$1,482	\$29,706	\$5,300	\$3,000	\$1,390	\$3,000	\$3,000
611 611 224	Rep. & Maint. - Central Garage	\$17,225	\$15,125	\$12,633	\$23,500	\$4,816	\$15,000	\$23,000
611 611 226	Rep. & Maint. - Collection Sys.	\$31,067	\$19,709	\$38,935	\$55,000	\$785	\$25,000	\$55,000
611 611 227	Rep. & Maint. - Water Meter	\$32,749	\$5,842	\$9,007	\$60,000	\$0	\$15,000	\$60,000
611 611 228	Sludge Removal	\$49,350	\$36,765	\$35,846	\$65,000	\$0	\$40,000	\$65,000
611 611 231	Postage	\$11,513	\$12,489	\$10,742	\$12,000	\$4,411	\$12,000	\$12,000
611 611 232	Office Supplies	\$935	\$2,320	\$1,290	\$1,000	\$484	\$1,000	\$1,000
611 611 233	Printing	\$1,146	\$310	\$863	\$1,500	\$270	\$1,000	\$1,500
611 611 234	Copies	\$120	\$7	\$3	\$200	\$14	\$200	\$200
611 611 235	Subscriptions & Publications	\$81	\$238	\$137	\$150	\$0	\$150	\$150
611 611 236	Janitorial Supplies	\$1,360	\$2,539	\$1,314	\$2,000	\$363	\$2,000	\$2,000
611 611 240	Chemicals & Gases	\$16,020	\$20,066	\$16,634	\$25,000	\$2,530	\$25,000	\$25,000
611 611 241	Agricultural Supplies	\$638	\$1,498	\$1,409	\$1,500	\$304	\$1,000	\$1,500
611 611 243	Med., Safety, & Lab. Supplies	\$9,364	\$8,084	\$17,005	\$12,000	\$4,812	\$12,000	\$12,000
611 611 244	Uniforms & Dry Goods	\$321	\$53	\$395	\$500	\$19	\$500	\$500
611 611 247	Small Tools & Hardware	\$956	\$1,795	\$1,017	\$1,200	\$432	\$1,200	\$1,200
611 611 261	Membership Dues	\$130	\$144	\$177	\$1,200	\$83	\$1,200	\$1,200
611 611 263	Travel Expense	\$1,424	\$318	\$989	\$1,000	\$71	\$1,500	\$2,000
611 611 264	Learning	\$215	\$918	\$694	\$3,000	\$30	\$1,500	\$2,000
611 611 271	Telephone	\$6,263	\$6,455	\$6,343	\$6,500	\$2,819	\$6,500	\$6,500
611 611 272	Electricity	\$138,539	\$139,975	\$133,880	\$167,000	\$58,184	\$167,000	\$167,000
611 611 273	Fuel-Heating	\$82,218	\$41,386	\$41,264	\$50,000	\$25,144	\$50,000	\$50,000
611 611 274	Water Service	\$9,273	\$11,970	\$10,862	\$12,000	\$3,867	\$12,000	\$12,000
611 611 276	Landfill	\$212	\$310	\$283	\$350	\$72	\$350	\$350
611 611 277	Rubble	\$0	\$0	\$0	\$100	\$0	\$100	\$100
611 611 281	Billing & Administration	\$626,754	\$626,754	\$626,754	\$626,754	\$313,377	\$626,754	\$626,754
611 611 291	Depreciation	\$1,070,928	\$899,353	\$923,235	\$899,353	\$303,532	\$899,353	\$899,353
	Subtotal Other Current Expenditures	\$2,367,010	\$2,125,651	\$2,175,342	\$2,297,986	\$869,823	\$2,143,064	\$2,304,407
	Total Operating Expenditures	\$2,897,402	\$2,704,382	\$2,762,724	\$2,971,292	\$1,128,126	\$2,790,749	\$2,959,404



**City of Yankton**  
**Proposed 2018 Budget**

Fund: <b>Wastewater</b>		Function: <b>Improvement &amp; Extension</b>				Activity: <b>Utilities Department</b>		
ACCOUNT NO.	DESCRIPTION	2014 ACTUAL	2015 ACTUAL	2016 ACTUAL	2017 ADOPTED	2017 Y.T.D.	2017 ESTIMATED	2018 PROPOSED
	Revenues:							
	Net Gain(Loss)	(\$41,892)	\$335,519	\$488,385	\$217,462	\$135,718	\$605,889	\$572,060
	Depreciation	\$1,070,928	\$899,353	\$923,235	\$899,353	\$303,532	\$899,353	\$899,353
	Revolving Loan Fund / EDA Grant	\$0	\$0	\$1,668,659	\$2,200,000	\$0	\$4,100,341	\$1,000,000
	Beginning Balance	\$1,635,933	\$1,635,187	\$1,071,433	\$1,879,954	\$1,090,222	\$1,090,222	\$2,813,671
	<b>Total Funds Available</b>	<b>\$2,664,969</b>	<b>\$2,870,059</b>	<b>\$4,151,712</b>	<b>\$5,196,769</b>	<b>\$1,529,472</b>	<b>\$6,695,805</b>	<b>\$5,285,084</b>
	Application of Funds Available							
	Principal on Debt	\$739,608	\$760,410	\$776,595	\$921,678	\$263,454	\$833,177	\$920,607
	Equipment	\$3,097	\$318,970	\$21,050	\$94,700	\$6,050	\$34,400	\$88,000
	Capital Repairs and Maintenance	\$0	\$0	\$0	\$186,000	\$6,023	\$160,000	\$75,000
	Special Projects	\$269,334	\$706,573	\$2,225,808	\$2,200,000	\$1,242,629	\$2,819,557	\$2,695,000
	Reserve for Future Improvements	\$0	\$0	\$0	\$35,000	\$0	\$35,000	\$35,000
	<b>Total Applied</b>	<b>\$1,012,039</b>	<b>\$1,785,953</b>	<b>\$3,023,453</b>	<b>\$3,437,378</b>	<b>\$1,518,156</b>	<b>\$3,882,134</b>	<b>\$3,813,607</b>
	Due From / Due To Account Adjustment	\$17,743	\$12,673	\$38,037	\$0	\$0	\$0	\$0
	<b>Ending Balance</b>	<b>\$1,635,187</b>	<b>\$1,071,433</b>	<b>\$1,090,222</b>	<b>\$1,759,391</b>	<b>\$11,316</b>	<b>\$2,813,671</b>	<b>\$1,471,477</b>

**City of Yankton**  
**Proposed 2018 Budget**

Fund: <b>Wastewater</b>		Function: <b>Improvement &amp; Extension</b>				Activity: <b>Utilities Department</b>		
ACCOUNT NO.	DESCRIPTION	2014 ACTUAL	2015 ACTUAL	2016 ACTUAL	2017 ADOPTED	2017 Y.T.D.	2017 ESTIMATED	2018 PROPOSED
614 614 411	SRF Loan Bond Interest	\$118,705	\$110,568	\$99,593	\$197,902	\$79,635	\$127,801	\$185,742
615 615 411	WW Bond Refund Interest	\$82,363	\$74,388	\$64,644	\$65,488	\$27,681	\$55,363	\$43,863
615 615 420	WW Bond Refund Premium Amt Exp	(\$1,654)	\$0	\$0	\$0	\$0	\$0	\$0
615 615 421	WW Bond Refund Fiscal Fees	\$500	\$500	\$500	\$500	\$600	\$600	\$600
	Total Interest&Fiscal Fees	\$199,914	\$185,456	\$164,737	\$263,890	\$107,916	\$183,764	\$230,205
611 611 580	Loss on Assets	\$0	\$0	\$0	\$0	\$0	\$0	\$0
	Total Nonoperating Expenses	\$199,914	\$185,456	\$164,737	\$263,890	\$107,916	\$183,764	\$230,205
611 611 610	Transfer to General	\$40,700	\$40,700	\$60,046	\$60,046	\$30,023	\$60,046	\$60,046
615 615 660	Transfer to WW State Revolving Loan	\$0	\$0	\$0	\$0	\$0	\$0	\$0
611 611 301	Capital Repair and Maintenance	\$0	\$0	\$0	\$186,000	\$6,023	\$160,000	\$75,000
611 611 322	Outfall Pipe	\$102,055	\$526,954	\$0	\$0	\$0	\$0	\$0
611 611 324	Lift Station Rehab	\$109,168	\$157,869	\$1,407,217	\$0	\$1,009,354	\$2,078,591	\$0
611 611 325	Lift Station Removal	\$0	\$0	\$0	\$0	\$0	\$0	\$0
611 611 327	Lift Station Force Main	\$0	\$0	\$595,963	\$0	\$192,309	\$350,000	\$0
611 611 328	Lift Station Gravity Main	\$0	\$0	\$0	\$2,200,000	\$0	\$0	\$2,200,000
611 611 330	8th Street, Linn to Summit	\$0	\$0	\$0	\$0	\$0	\$0	\$426,000
611 611 331	8th Street, Westside Drive Loop	\$0	\$0	\$0	\$0	\$0	\$0	\$69,000
611 611 334	East Hwy 50 Utilities	\$58,111	\$21,750	\$222,628	\$0	\$40,966	\$390,966	\$0
611 611 338	East Hwy 50 Extension	\$0	\$0	\$0	\$0	\$0	\$0	\$0
611 611 350	Equipment	\$3,097	\$318,970	\$21,050	\$94,700	\$6,050	\$34,400	\$88,000
611 611 390	Reserve for Future Improvements	\$0	\$0	\$0	\$35,000	\$0	\$35,000	\$35,000
614 614 441	State Revolving Loan Fund Principal	\$304,608	\$315,410	\$326,595	\$461,678	\$263,454	\$373,177	\$445,607
615 615 441	WW Bond Refund Principal	\$435,000	\$445,000	\$450,000	\$460,000	\$0	\$460,000	\$475,000
	Total Imp. & Extensions	\$1,012,039	\$1,785,953	\$3,023,453	\$3,437,378	\$1,518,156	\$3,882,134	\$3,813,607

**CEMETERY  
ACCOUNT #621**

**PURPOSE OF THIS DEPARTMENT:** Why does this department exist?

The mission of the division is to enhance the quality of life for the citizens of Yankton and the surrounding area by providing a well-maintained and well-documented cemetery.

**DEPARTMENT PERSONNEL:** 1 Equipment Operator.

**City of Yankton**  
**Proposed 2018 Budget**

Fund: Cemetery		Function: Operations				Activity: Parks & Recreation		
ACCOUNT NO.	DESCRIPTION	2014 ACTUAL	2015 ACTUAL	2016 ACTUAL	2017 ADOPTED	2017 Y.T.D.	2017 ESTIMATED	2018 PROPOSED
	Operating Revenues	\$24,069	\$25,399	\$26,718	\$23,000	\$12,649	\$26,000	\$26,000
	Operating Expenses:							
	Personnel Services	\$60,367	\$66,199	\$68,586	\$77,323	\$28,587	\$77,317	\$78,137
	Insurance	\$507	\$533	\$497	\$608	\$515	\$579	\$637
	Repairs & Maintenance	\$12,620	\$14,102	\$14,876	\$14,000	\$2,298	\$14,000	\$14,000
	Supplies & Materials	\$1,991	\$2,749	\$2,890	\$4,000	\$1,756	\$3,500	\$3,500
	Utilities	\$1,899	\$1,414	\$1,996	\$1,500	\$1,783	\$2,338	\$1,620
	Depreciation	\$0	\$0	\$0	\$0	\$0	\$0	\$0
	Total Operating Expenses	\$77,390	\$84,997	\$88,845	\$97,431	\$36,439	\$99,234	\$99,394
	Net Operating Income(Loss)	(\$53,321)	(\$59,598)	(\$62,127)	(\$74,431)	(\$23,790)	(\$73,234)	(\$73,394)
	Non-Operating Revenue(Expense)							
	Interest	\$534	\$759	\$1,219	\$450	\$575	\$850	\$450
	Miscellaneous	\$1,400	\$650	\$1,350	\$1,300	\$300	\$1,300	\$1,300
	Operating Transfers In	\$70,558	\$91,031	\$112,788	\$125,181	\$62,590	\$84,171	\$74,144
	Total Non-Operating Revenue	\$72,492	\$92,440	\$115,357	\$126,931	\$63,465	\$86,321	\$75,894
	Due From / Due To Account Adjustment	\$0	\$0	\$0	\$0	\$0	\$0	\$0
	Net Income (Loss)	\$19,171	\$32,842	\$53,230	\$52,500	\$39,675	\$13,087	\$2,500

**City of Yankton**  
**Proposed 2018 Budget**

<b>Fund: Cemetery</b>		<b>Estimated Revenue</b>				<b>Activity: Parks &amp; Recreation</b>		
<b>ACCOUNT NO.</b>	<b>DESCRIPTION</b>	<b>2014 ACTUAL</b>	<b>2015 ACTUAL</b>	<b>2016 ACTUAL</b>	<b>2017 ADOPTED</b>	<b>2017 Y.T.D.</b>	<b>2017 ESTIMATED</b>	<b>2018 PROPOSED</b>
621 3491	Other Non-Taxable	\$0	\$0	\$0	\$0	\$0	\$0	\$0
621 3610	Interest	\$534	\$759	\$1,219	\$450	\$575	\$850	\$450
621 3640	Compensation Loss & Damage	\$0	\$0	\$0	\$0	\$0	\$0	\$0
621 3863	Sale of Lots-Perpetual Care	\$0	\$0	\$0	\$0	\$0	\$0	\$0
621 3864	Other Nonoperational Income	\$1,400	\$650	\$1,350	\$1,300	\$300	\$1,300	\$1,300
621 3910	Transfer from General Fund	\$70,558	\$91,031	\$112,788	\$125,181	\$62,590	\$84,171	\$74,144
	<b>Total Nonoperating Revenue</b>	<b>\$72,492</b>	<b>\$92,440</b>	<b>\$115,357</b>	<b>\$126,931</b>	<b>\$63,465</b>	<b>\$86,321</b>	<b>\$75,894</b>
621 3860	Sale of Lots - Operational	\$11,190	\$8,620	\$10,500	\$10,000	\$6,900	\$10,000	\$10,000
621 3861	Grave Openings	\$12,879	\$16,779	\$14,718	\$13,000	\$5,749	\$16,000	\$16,000
621 3865	Grave Openings Non-Taxable	\$0	\$0	\$1,500	\$0	\$0	\$0	\$0
621 3862	Other Operational - Cemetery	\$0	\$0	\$0	\$0	\$0	\$0	\$0
	<b>Total Operating Revenue</b>	<b>\$24,069</b>	<b>\$25,399</b>	<b>\$26,718</b>	<b>\$23,000</b>	<b>\$12,649</b>	<b>\$26,000</b>	<b>\$26,000</b>
	<b>Total Revenues</b>	<b>\$96,561</b>	<b>\$117,839</b>	<b>\$142,075</b>	<b>\$149,931</b>	<b>\$76,114</b>	<b>\$112,321</b>	<b>\$101,894</b>

**City of Yankton**  
Proposed 2018 Budget

Fund: **Cemetery**

Function: **Operating Expenses**

Activity: **Parks & Recreation**

ACCOUNT NO.	DESCRIPTION	2014 ACTUAL	2015 ACTUAL	2016 ACTUAL	2017 ADOPTED	2017 Y.T.D.	2017 ESTIMATED	2018 PROPOSED
621 621 101	Regular Wages	\$41,514	\$44,290	\$46,140	\$48,388	\$20,394	\$48,388	\$48,986
621 621 102	Temporary Wages	\$4,176	\$4,761	\$4,346	\$5,376	\$893	\$5,376	\$5,376
621 621 103	Overtime Wages	\$626	\$2,309	\$2,775	\$5,000	\$751	\$5,000	\$5,000
621 621 111	OASI	\$3,497	\$3,883	\$4,007	\$4,495	\$1,655	\$4,495	\$4,541
621 621 121	Retirement	\$2,528	\$2,796	\$2,935	\$3,203	\$1,269	\$3,203	\$3,239
621 621 131	Worker's Compensation	\$986	\$1,090	\$1,259	\$1,343	\$0	\$1,343	\$1,477
621 621 132	Group Insurance	\$6,948	\$6,990	\$7,038	\$9,402	\$3,563	\$9,402	\$9,402
621 621 133	Unemployment Insurance	\$92	\$80	\$86	\$116	\$62	\$110	\$116
	Subtotal Personnel Services	\$60,367	\$66,199	\$68,586	\$77,323	\$28,587	\$77,317	\$78,137
621 621 201	Insurance	\$507	\$533	\$497	\$608	\$515	\$579	\$637
621 621 202	Professional Services	\$6	\$0	\$0	\$0	\$1,500	\$1,500	\$1,500
621 621 221	Rep. & Maint. - Equipment	\$2,287	\$3,393	\$2,421	\$2,500	\$32	\$2,500	\$2,500
621 621 222	Rep. & Maint. - Vehicles	\$1,242	\$568	\$219	\$500	\$0	\$500	\$500
621 621 223	Rep. & Maint. - Buildings	\$4,125	\$3,891	\$7,071	\$4,500	\$996	\$4,500	\$4,500
621 621 224	Rep. & Maint. - Central Garage	\$4,966	\$6,250	\$5,165	\$6,500	\$1,270	\$6,500	\$6,500
621 621 234	Copies	\$0	\$0	\$60	\$0	\$0	\$0	\$0
621 621 241	Agricultural Supplies	\$1,925	\$2,743	\$2,741	\$3,500	\$1,732	\$3,000	\$3,000
621 621 247	Small Tools & Hardware	\$66	\$6	\$89	\$500	\$24	\$500	\$500
621 621 271	Telephone	\$300	\$300	\$420	\$300	\$210	\$420	\$420
621 621 272	Electricity	\$1,599	\$1,114	\$1,156	\$1,200	\$855	\$1,200	\$1,200
621 621 273	Fuel-LP	\$0	\$0	\$420	\$0	\$450	\$450	\$0
621 621 276	Landfill	\$0	\$0	\$0	\$0	\$268	\$268	\$0
	Subtotal Other Current Expenditures	\$17,023	\$18,798	\$20,259	\$20,108	\$7,852	\$21,917	\$21,257
	Total Operating Expenses	\$77,390	\$84,997	\$88,845	\$97,431	\$36,439	\$99,234	\$99,394
621 621 301	Capital Repair and Maintenance	\$133	\$31	\$0	\$2,500	\$0	\$2,500	\$2,500
621 621 350	Equipment	\$17,750	\$29,375	\$57,668	\$50,000	\$10,587	\$10,587	\$0
	Total Capital Outlay	\$17,883	\$29,406	\$57,668	\$52,500	\$10,587	\$13,087	\$2,500

**City of Yankton**  
**Proposed 2018 Budget**

Fund: <b>Cemetery</b>		Function: <b>Capital</b>				Activity: <b>Parks &amp; Recreation</b>		
ACCOUNT NO.	DESCRIPTION	2014 ACTUAL	2015 ACTUAL	2016 ACTUAL	2017 ADOPTED	2017 Y.T.D.	2017 ESTIMATED	2018 PROPOSED
	Revenue:							
	Net Income(Loss)	\$19,171	\$32,842	\$53,230	\$52,500	\$39,675	\$13,087	\$2,500
	Beginning Balance	\$1,205	\$2,493	\$5,929	\$0	\$1,491	\$1,491	\$1,491
	Total Funds Available	\$20,376	\$35,335	\$59,159	\$52,500	\$41,166	\$14,578	\$3,991
	Application of Funds Available:							
	Equipment & Buildings	\$17,883	\$29,406	\$57,668	\$52,500	\$10,587	\$13,087	\$2,500
	Ending Balance	\$2,493	\$5,929	\$1,491	\$0	\$30,579	\$1,491	\$1,491

## **SOLID WASTE AND RECYCLING COLLECTION ACCOUNT #631**

**PURPOSE OF THIS DEPARTMENT:** Why does this department exist?

To operate this enterprise fund in a business-like and productive manner to insure customers have an effective means to dispose of solid waste materials. To add to the community quality of life by providing clean and healthy conditions that comply with regulatory requirements.

**DEPARTMENT PERSONNEL:** 3 Senior Sanitation Truck Operators and 4 Sanitation Truck Operators.



**City of Yankton**  
Proposed 2018 Budget

Fund: **Solid Waste Collection**                      Function: **Operations**                      Activity: **Public Works Department**

ACCOUNT NO.	DESCRIPTION	2014 ACTUAL	2015 ACTUAL	2016 ACTUAL	2017 ADOPTED	2017 Y.T.D.	2017 ESTIMATED	2018 PROPOSED
	Operating Revenues	\$900,271	\$932,051	\$985,344	\$1,096,582	\$457,559	\$1,100,124	\$1,285,828
	Operating Expenses:							
	Personnel Services	\$322,973	\$365,965	\$379,859	\$416,217	\$159,185	\$416,217	\$422,026
	Insurance	\$5,927	\$6,090	\$6,839	\$8,048	\$6,379	\$8,048	\$8,853
	Professional Services	\$6,141	\$4,332	\$5,102	\$7,000	\$1,134	\$7,000	\$32,000
	Publishing	\$622	\$710	\$787	\$1,600	\$167	\$1,600	\$1,600
	Tipping & Hauling Fees	\$135,800	\$149,772	\$155,098	\$148,000	\$84,249	\$155,611	\$148,000
	Repairs & Maintenance	\$54,533	\$46,589	\$52,435	\$107,500	\$23,842	\$107,500	\$107,500
	Supplies & Materials	\$5,049	\$6,080	\$6,911	\$9,130	\$14,749	\$16,850	\$14,850
	Utilities	\$448	\$473	\$532	\$620	\$235	\$620	\$620
	Billing & Administration	\$254,908	\$254,908	\$254,908	\$254,908	\$127,454	\$254,908	\$254,908
	Depreciation	\$56,577	\$51,689	\$58,956	\$56,577	\$21,628	\$56,577	\$56,577
	Total Operating Expenses	\$842,978	\$886,608	\$921,427	\$1,009,600	\$439,022	\$1,024,931	\$1,046,934
	Net Operating Income(Loss)	\$57,293	\$45,443	\$63,917	\$86,982	\$18,537	\$75,193	\$238,894
	Non-Operating Revenue(Expense)							
	Interest	\$1,714	\$2,863	\$5,493	\$1,000	\$3,136	\$4,800	\$1,000
	Miscellaneous	\$12,335	\$23,954	\$11,390	\$0	\$0	\$0	\$0
	Interest/SWMP Loan	\$0	\$0	\$0	\$0	\$0	(\$26,091)	(\$52,968)
	Net Income before Transfers	\$71,342	\$72,260	\$80,800	\$87,982	\$21,673	\$368,902	\$186,926
	Operating Transfers out	\$0	\$0	\$0	\$0	\$0	\$5,745	\$10,705
	Net Income (Loss)	\$71,342	\$72,260	\$80,800	\$87,982	\$21,673	\$363,157	\$176,221

**City of Yankton**  
**Proposed 2018 Budget**

**Fund: Solid Waste Collection                      Estimated Revenue                      Activity: Public Works Department**

ACCOUNT NO.	DESCRIPTION	2014 ACTUAL	2015 ACTUAL	2016 ACTUAL	2017 ADOPTED	2017 Y.T.D.	2017 ESTIMATED	2018 PROPOSED
631 3340	State Grant	\$0	\$0	\$0	\$0	\$0	\$0	\$0
631 3350	SWMP State Grant	\$0	\$0	\$0	\$315,000	\$0	\$315,000	\$0
631 3437	Equip. & Material Charge Streets	\$12,335	\$23,954	\$11,390	\$0	\$0	\$0	\$0
631 3605	Interest on Loan to Second Penny	\$0	\$0	\$0	\$0	\$0	\$0	\$0
631 3610	Interest	\$1,714	\$2,863	\$5,493	\$1,000	\$3,136	\$4,800	\$1,000
631 3612	Sale of Fixed Assets	\$0	\$0	\$0	\$0	\$0	\$0	\$0
631 3614	DENR Loan	\$0	\$0	\$0	\$0	\$0	\$433,306	\$0
631 3666	Contributed Capital Revenue - Other Funds	\$0	\$0	\$0	\$0	\$0	\$0	\$0
	<b>Total Nonoperating Revenue</b>	<b>\$14,049</b>	<b>\$26,817</b>	<b>\$16,883</b>	<b>\$316,000</b>	<b>\$3,136</b>	<b>\$753,106</b>	<b>\$1,000</b>
631 3810	Collection Fees - Taxable	\$852,974	\$876,244	\$937,988	\$1,063,182	\$444,579	\$1,063,182	\$1,252,428
631 3811	Extra Household Tags Taxable	\$794	\$1,655	\$1,184	\$1,000	\$269	\$1,000	\$1,000
631 3812	Extra Household Tags Nontaxable	\$2,411	\$2,710	\$3,300	\$2,800	\$672	\$2,800	\$2,800
631 3813	Collection Fees - Nontaxable	\$9,565	\$9,828	\$10,385	\$9,600	\$4,160	\$9,600	\$9,600
631 3893	Sale of Salvage - Landfill	\$1,004	\$232	\$542	\$0	\$0	\$542	\$0
631 3894	Other Operational - Solid Waste	\$33,523	\$41,382	\$31,945	\$20,000	\$7,879	\$23,000	\$20,000
	<b>Total Operating Revenue</b>	<b>\$900,271</b>	<b>\$932,051</b>	<b>\$985,344</b>	<b>\$1,096,582</b>	<b>\$457,559</b>	<b>\$1,100,124</b>	<b>\$1,285,828</b>
	<b>Total Revenues</b>	<b>\$914,320</b>	<b>\$958,868</b>	<b>\$1,002,227</b>	<b>\$1,412,582</b>	<b>\$460,695</b>	<b>\$1,853,230</b>	<b>\$1,286,828</b>

**City of Yankton  
Proposed 2018 Budget**

**Fund: Solid Waste                          Function: Operating Expenses                          Activity: Public Works Department**  
**Solid Waste Collection**

ACCOUNT NO.	DESCRIPTION	2014 ACTUAL	2015 ACTUAL	2016 ACTUAL	2017 ADOPTED	2017 Y.T.D.	2017 ESTIMATED	2018 PROPOSED
631 631 101	Regular Wages	\$232,402	\$261,141	\$265,105	\$287,215	\$113,060	\$287,215	\$290,765
631 631 102	Temporary Wages	\$3,985	\$3,128	\$8,640	\$7,280	\$3,896	\$7,280	\$7,280
631 631 103	Overtime Wages	\$3,036	\$3,125	\$3,931	\$3,500	\$409	\$3,500	\$3,500
631 631 111	OASI	\$15,819	\$18,712	\$19,526	\$22,797	\$8,809	\$22,797	\$23,068
631 631 121	Retirement	\$12,333	\$14,734	\$15,062	\$17,443	\$6,808	\$17,443	\$17,656
631 631 131	Worker's Compensation	\$12,660	\$13,672	\$16,154	\$17,421	\$0	\$17,421	\$19,163
631 631 132	Group Insurance	\$42,175	\$51,023	\$50,858	\$59,895	\$25,767	\$59,895	\$59,895
631 631 133	Unemployment Insurance	\$563	\$430	\$583	\$666	\$436	\$666	\$699
		(\$13,878)	(\$13,548)	(\$4,157)				
	<b>Subtotal Personnel Services</b>	<b>\$309,095</b>	<b>\$352,417</b>	<b>\$375,702</b>	<b>\$416,217</b>	<b>\$159,185</b>	<b>\$416,217</b>	<b>\$422,026</b>
631 631 201	Insurance	\$5,927	\$6,090	\$6,839	\$8,048	\$6,379	\$8,048	\$8,853
631 631 202	Professional Services	\$4,938	\$3,192	\$3,676	\$4,000	\$1,134	\$4,000	\$4,000
631 631 203	Audit	\$1,203	\$1,140	\$1,426	\$3,000	\$0	\$3,000	\$3,000
631 631 204	Contracted Services	\$0	\$0	\$0	\$0	\$0	\$15,000	\$25,000
631 631 211	Publishing	\$622	\$710	\$787	\$1,600	\$167	\$1,600	\$1,600
631 631 218	Clean-Up Week Tipping Fee	\$19,186	\$21,394	\$22,827	\$24,000	\$31,611	\$31,611	\$24,000
631 631 219	Landfill Tipping Fee	\$116,614	\$128,378	\$132,271	\$124,000	\$52,638	\$124,000	\$124,000
631 631 220	Labor, Equipment & Material Charge	\$12,424	\$9,326	\$6,055	\$12,000	\$2,707	\$12,000	\$12,000
631 631 221	Rep. & Maint. - Equipment	\$282	\$903	\$1,018	\$5,500	\$3,143	\$5,500	\$5,500
631 631 224	Rep. & Maint. - Central Garage	\$41,827	\$36,360	\$45,362	\$90,000	\$17,992	\$90,000	\$90,000
631 631 231	Postage	\$3,210	\$3,525	\$3,258	\$3,500	\$2,924	\$3,500	\$3,500
631 631 232	Office Supplies	\$230	\$841	\$571	\$800	\$288	\$800	\$800
631 631 233	Printing	\$1,057	\$1,070	\$301	\$4,200	\$5,800	\$6,000	\$5,000
631 631 234	Copies	\$0	\$144	\$1,914	\$80	\$5,570	\$6,000	\$5,000
631 631 243	Medical & Safety Supplies	\$346	\$250	\$249	\$250	\$160	\$250	\$250
631 631 244	Uniforms	\$206	\$250	\$248	\$250	\$0	\$250	\$250
631 631 247	Small Tools & Hardware	\$0	\$0	\$370	\$50	\$7	\$50	\$50
631 631 274	Water Service	\$338	\$352	\$388	\$420	\$178	\$420	\$420
631 631 275	Sewer Service	\$110	\$121	\$144	\$200	\$57	\$200	\$200
631 631 281	Billing & Administration	\$254,908	\$254,908	\$254,908	\$254,908	\$127,454	\$254,908	\$254,908
631 631 291	Depreciation	\$56,577	\$51,689	\$58,956	\$56,577	\$21,628	\$56,577	\$56,577
	<b>Subtotal Other Current Expenditures</b>	<b>\$520,005</b>	<b>\$520,643</b>	<b>\$541,568</b>	<b>\$593,383</b>	<b>\$279,837</b>	<b>\$623,714</b>	<b>\$624,908</b>
	<b>Total Operating Expenses</b>	<b>\$829,100</b>	<b>\$873,060</b>	<b>\$917,270</b>	<b>\$1,009,600</b>	<b>\$439,022</b>	<b>\$1,039,931</b>	<b>\$1,046,934</b>

**City of Yankton**  
**Proposed 2018 Budget**

Fund: **Solid Waste Collection**                      Function: **Capital**                      Activity: **Public Works Department**

ACCOUNT NO.	DESCRIPTION	2014 ACTUAL	2015 ACTUAL	2016 ACTUAL	2017 ADOPTED	2017 Y.T.D.	2017 ESTIMATED	2018 PROPOSED
	Revenues:							
	Net Income(Loss)	\$71,342	\$72,260	\$80,800	\$87,982	\$21,673	\$363,157	\$176,221
	Depreciation	\$56,577	\$51,689	\$58,956	\$56,577	\$0	\$56,577	\$56,577
	Beginning Balance	\$693,455	\$821,374	\$945,222	\$681,261	\$939,985	\$939,985	\$681,261
	<b>Total Funds Available</b>	<b>\$821,374</b>	<b>\$945,323</b>	<b>\$1,084,978</b>	<b>\$825,820</b>	<b>\$961,658</b>	<b>\$1,359,719</b>	<b>\$914,059</b>
	Application of Funds Available:							
	Equipment	\$0	\$102	\$144,993	\$856,000	\$629,240	\$678,458	\$181,000
	<b>Total Applied</b>	<b>\$0</b>	<b>\$102</b>	<b>\$144,993</b>	<b>\$856,000</b>	<b>\$629,240</b>	<b>\$678,458</b>	<b>\$181,000</b>
	Due From / Due To Account Adjustment	\$0	\$0	\$0	\$0	\$0	\$0	\$0
	<b>Ending Balance</b>	<b>\$821,374</b>	<b>\$945,222</b>	<b>\$939,985</b>	<b>(\$30,180)</b>	<b>\$332,418</b>	<b>\$681,261</b>	<b>\$733,059</b>

**City of Yankton**  
**Proposed 2018 Budget**

Fund: **Solid Waste Collection**                      Function: **Capital**                      Activity: **Public Works Department**

ACCOUNT NO.	DESCRIPTION	2014 ACTUAL	2015 ACTUAL	2016 ACTUAL	2017 ADOPTED	2017 Y.T.D.	2017 ESTIMATED	2018 PROPOSED
631 631 411	SWMP Interest	\$0	\$0	\$0	\$0	\$0	\$26,091	\$52,968
		\$0	\$0	\$0	\$0	\$0	\$26,091	\$52,968
631 631 350	Equipment	\$0	\$102	\$144,993	\$856,000	\$629,240	\$678,458	\$181,000
631 631 610	Transfer to General	\$0	\$0	\$0	\$0	\$0	\$0	\$0
631 631 441	SWMG Principal							
	Total Capital Outlay	\$0	\$102	\$144,993	\$856,000	\$629,240	\$678,458	\$181,000
631 631 656	Transfer to East Yankton	\$0	\$0	\$0	\$0	\$0	\$5,745	\$10,705
	Total	\$0	\$102	\$144,993	\$856,000	\$629,240	\$710,294	\$244,673

**JOINT POWERS  
SOLID WASTE DISPOSAL AND RECYCLING  
ACCOUNT #637**

**PURPOSE OF THIS DEPARTMENT:** Why does this department exist?

The Transfer Station exists to provide environmentally safe solid waste and rubble disposal for the city of Yankton and Yankton County. The Transfer Station also provides for the processing of recyclable materials.

**DEPARTMENT PERSONNEL:** 1 Transfer Station Superintendent, 2 Transfer Station Attendants, 1 Office Specialist, 1 Truck Driver and 0.66 Office Specialist.

**City of Yankton**  
Proposed 2018 Budget

**JOINT POWERS**

**Fund: Solid Waste Disposal and Recycling    Function: Operations    Activity: Joint Powers**

ACCOUNT NO.	DESCRIPTION	2014 ACTUAL	2015 ACTUAL	2016 ACTUAL	2017 ADOPTED	2017 Y.T.D.	2017 ESTIMATED	2018 PROPOSED
	Operating Revenues	\$951,596	\$1,104,736	\$1,195,403	\$1,165,000	\$476,790	\$1,179,022	\$1,165,000
	Operating Expenses:							
	Personnel Services	\$230,135	\$258,024	\$303,509	\$294,869	\$138,374	\$341,917	\$340,586
	Insurance	\$13,590	\$13,956	\$13,743	\$17,339	\$14,241	\$17,325	\$19,057
	Cost of Service Provided	\$286,786	\$375,246	\$541,331	\$502,360	\$235,717	\$538,655	\$526,978
	Professional Services	\$26,159	\$19,699	\$10,103	\$33,000	\$2,346	\$32,944	\$33,000
	Publishing	\$1,302	\$716	\$59	\$1,300	\$40	\$1,300	\$1,300
	Rental	\$0	\$0	\$0	\$500	\$0	\$500	\$500
	Tipping & Hauling Fees	\$3,960	\$4,140	\$4,770	\$0	\$1,440	\$2,000	\$0
	Repairs & Maintenance	\$235,160	\$211,676	\$195,117	\$247,750	\$64,554	\$255,850	\$247,750
	Supplies & Materials	\$5,243	\$7,528	\$4,539	\$7,100	\$2,819	\$7,175	\$7,175
	Travel and Conference	\$0	\$275	\$291	\$500	\$0	\$500	\$500
	Utilities	\$26,016	\$20,895	\$24,732	\$30,190	\$10,352	\$29,790	\$29,790
	Depreciation	\$149,454	\$162,091	\$183,996	\$162,091	\$73,188	\$147,454	\$147,454
	Total Operating Expenses	\$977,805	\$1,074,246	\$1,282,190	\$1,296,999	\$543,071	\$1,375,410	\$1,354,090
	Net Operating Income(Loss)	(\$26,209)	\$30,490	(\$86,787)	(\$131,999)	(\$66,281)	(\$196,388)	(\$189,090)
	Non-Operating Revenue(Expense)							
	Grant / Loan	\$0	\$15,300	\$273,570	\$0	\$726,998	\$726,998	\$0
	Interest	\$1,249	\$1,705	\$1,840	\$2,800	\$0	\$2,800	\$2,800
	Miscellaneous	\$48,847	\$2,304	\$25,358	\$100	\$3,864	\$3,919	\$100
	Total Non-Operating Revenues	\$50,096	\$19,309	\$300,768	\$2,900	\$730,862	\$733,717	\$2,900
	Net Income (Loss)	\$23,887	\$49,799	\$213,981	(\$129,099)	\$664,581	\$537,329	(\$186,190)

**City of Yankton**  
Proposed 2018 Budget

<b>Fund: Solid Waste Disposal and Recycling</b>		<b>Estimated Revenue</b>				<b>Activity: Joint Powers</b>		
<b>ACCOUNT NO.</b>	<b>DESCRIPTION</b>	<b>2014 ACTUAL</b>	<b>2015 ACTUAL</b>	<b>2016 ACTUAL</b>	<b>2017 ADOPTED</b>	<b>2017 Y.T.D.</b>	<b>2017 ESTIMATED</b>	<b>2018 PROPOSED</b>
637 3341	State Grant / Gatehouse & Scale	\$0	\$15,300	\$273,570	\$0	\$290,799	\$290,799	\$0
637 3614	State Loan / Gatehouse & Scale	\$0	\$0	\$0	\$0	\$436,199	\$436,199	\$0
637 3610	Interest	\$1,249	\$1,705	\$1,840	\$2,800	\$0	\$2,800	\$2,800
637 3612	Sale of Fixed Assets	\$0	\$0	\$0	\$0	\$0	\$0	\$0
637 3615	Miscellaneous Reimbursements	\$370	\$358	\$566	\$0	\$0	\$55	\$0
637 3640	Compensation for Loss & Damage	\$43,500	\$0	\$19,500	\$0	\$125	\$125	\$0
637 3822	Cash Long	\$21	\$40	(\$40)	\$0	\$161	\$161	\$0
637 3840	Misc. - Non taxable	\$4,956	\$1,906	\$5,332	\$100	\$3,578	\$3,578	\$100
	<b>Total Nonoperating Revenue</b>	<b>\$50,096</b>	<b>\$19,309</b>	<b>\$300,768</b>	<b>\$2,900</b>	<b>\$730,862</b>	<b>\$733,717</b>	<b>\$2,900</b>
637 3830	Yard Waste	\$169	\$0	\$0	\$0	\$4	\$4	\$0
637 3850	Rubble	\$53,985	\$51,962	\$46,923	\$52,000	\$13,544	\$52,000	\$52,000
637 3860	Landfill-Transfer Fees	\$800,577	\$954,694	\$1,032,129	\$1,030,000	\$410,298	\$1,030,000	\$1,030,000
637 3870	Scrap Metals	\$3,853	\$4,462	\$6,067	\$5,000	\$2,315	\$5,000	\$5,000
637 3872	Aluminum	\$7,441	\$4,479	\$6,740	\$2,000	\$3,288	\$3,288	\$2,000
637 3873	Newspaper	\$8,079	\$7,918	\$14,294	\$3,000	\$6,199	\$6,199	\$3,000
637 3874	Cardboard	\$16,492	\$16,987	\$22,679	\$5,000	\$12,190	\$12,190	\$5,000
637 3879	Tipping Fee-Recycling	\$61,000	\$64,234	\$66,571	\$68,000	\$26,611	\$68,000	\$68,000
637 3894	Other Operational - Solid Waste	\$0	\$0	\$0	\$0	\$2,341	\$2,341	\$0
	<b>Total Operating Revenue</b>	<b>\$951,596</b>	<b>\$1,104,736</b>	<b>\$1,195,403</b>	<b>\$1,165,000</b>	<b>\$476,790</b>	<b>\$1,179,022</b>	<b>\$1,165,000</b>
	<b>Total Revenues</b>	<b>\$1,001,692</b>	<b>\$1,124,045</b>	<b>\$1,496,171</b>	<b>\$1,167,900</b>	<b>\$1,207,652</b>	<b>\$1,912,739</b>	<b>\$1,167,900</b>



**City of Yankton**  
**Proposed 2018 Budget**

**Fund: Solid Waste Disposal and Recycling      Function: Operating Expenses      Activity: Joint Powers**  
**Transfer Station**

ACCOUNT NO.	DESCRIPTION	2014 ACTUAL	2015 ACTUAL	2016 ACTUAL	2017 ADOPTED	2017 Y.T.D.	2017 ESTIMATED	2018 PROPOSED
637 637 101	Regular Wages	\$144,332	\$155,292	\$198,763	\$183,207	\$92,631	\$226,730	\$229,532
637 637 102	Temporary Wages	\$4,570	\$12,040	\$870	\$5,040	\$0	\$0	\$0
637 637 103	Overtime Wages	\$14,108	\$12,734	\$12,561	\$18,000	\$6,171	\$18,000	\$18,000
637 637 111	OASI	\$11,979	\$13,294	\$15,660	\$15,778	\$7,310	\$18,722	\$18,936
637 637 121	Retirement	\$9,506	\$10,082	\$12,679	\$12,072	\$5,928	\$14,684	\$14,852
637 637 131	Worker's Compensation	\$2,850	\$3,078	\$3,637	\$4,365	\$0	\$4,365	\$4,802
637 637 132	Group Insurance	\$27,931	\$29,537	\$36,326	\$47,795	\$18,730	\$47,795	\$47,795
637 637 133	Unemployment Insurance	\$325	\$310	\$350	\$376	\$332	\$376	\$395
		(\$11,562)	(\$7,576)					
	Subtotal Personnel Services	\$204,039	\$228,791	\$280,846	\$286,633	\$131,102	\$330,672	\$334,312
637 637 201	Insurance	\$13,383	\$13,743	\$13,528	\$17,052	\$14,018	\$17,052	\$18,757
637 637 202	Professional Services & Fees	\$12,202	\$18,559	\$8,677	\$17,000	\$2,346	\$17,000	\$17,000
637.637.203	Audit	\$1,203	\$1,140	\$1,426	\$1,000	\$0	\$944	\$1,000
637 637 206	Cost of Service Provided	\$254,775	\$345,862	\$497,618	\$492,360	\$214,040	\$516,978	\$516,978
637 637 211	Publishing & Advertising	\$1,154	\$531	\$59	\$300	\$40	\$300	\$300
637 637 212	Rental	\$0	\$0	\$0	\$500	\$0	\$500	\$500
637 637 220	Labor Equipment and Material Charges	\$44,679	\$35,341	\$20,190	\$12,000	\$8,643	\$12,000	\$12,000
637 637 221	Rep. & Maint. - Equip./Facil.	\$4,220	\$6,291	\$3,962	\$6,000	\$4,584	\$6,000	\$6,000
637 637 222	Rep. & Maint. - Vehicles	\$11,362	\$911	\$571	\$20,000	\$0	\$20,000	\$20,000
637 637 223	Rep. & Maint. - Buildings	\$5,303	\$9,769	\$11,572	\$14,000	\$132	\$14,000	\$14,000
637 637 224	Rep. & Maint. - Central Garage	\$139,958	\$117,458	\$134,083	\$194,000	\$46,891	\$194,000	\$194,000
637 637 231	Postage	\$552	\$515	\$524	\$500	\$215	\$500	\$500
637 637 232	Office Supplies	\$1,547	\$2,068	\$1,610	\$2,000	\$1,086	\$2,000	\$2,000
637 637 234	Copies	\$171	\$68	\$87	\$50	\$118	\$125	\$125
637 637 240	Operating Supplies & Materials	\$2,083	\$2,217	\$1,436	\$2,500	\$1,364	\$2,500	\$2,500
637 637 241	Agricultural Supplies	\$50	\$84	\$96	\$100	\$0	\$100	\$100
637 637 244	Uniforms	\$373	\$332	\$500	\$500	\$36	\$500	\$500
637 637 247	Small Tools & Hardware	\$202	\$270	\$208	\$250	\$0	\$250	\$250
637 637 265	Travel and Learning	\$0	\$275	\$291	\$500	\$0	\$500	\$500
637 637 271	Telephone	\$679	\$693	\$1,076	\$1,090	\$483	\$1,090	\$1,090
637 637 272	Electricity	\$6,717	\$7,167	\$7,697	\$8,200	\$3,487	\$8,200	\$8,200
637 637 273	Fuel - Heating	\$16,255	\$9,567	\$13,393	\$17,000	\$5,278	\$17,000	\$17,000
637 637 274	Water Service	\$1,447	\$2,000	\$1,558	\$2,000	\$687	\$2,000	\$2,000
637 637 275	Sewer Service	\$723	\$1,268	\$796	\$1,700	\$316	\$1,300	\$1,300
637 637 276	Landfill	\$195	\$200	\$212	\$200	\$101	\$200	\$200
637 637 291	Depreciation	\$109,104	\$121,741	\$143,646	\$121,741	\$56,421	\$110,457	\$110,457
	Subtotal Other Current Expenditures	\$628,337	\$698,070	\$864,816	\$932,543	\$360,286	\$945,496	\$947,257
	Total Operating Expenses	\$832,376	\$926,861	\$1,145,662	\$1,219,176	\$491,388	\$1,276,168	\$1,281,569

**City of Yankton**  
**Proposed 2018 Budget**

**Fund: Solid Waste Disposal and Recycling      Function: Operating Expenses      Activity: Joint Powers**  
**Recycling Center-Yankton**

ACCOUNT NO.	DESCRIPTION	2014 ACTUAL	2015 ACTUAL	2016 ACTUAL	2017 ADOPTED	2017 Y.T.D.	2017 ESTIMATED	2018 PROPOSED
637 638 101	Regular Wages	\$10,468	\$15,502	\$16,216	\$5,907	\$4,787	\$5,907	\$1,993
637 638 102	Temporary Wages	\$0	\$0	\$0	\$0	\$0	\$0	\$0
637 638 103	Overtime Wages	\$107	\$387	\$566	\$0	\$527	\$527	\$0
637 638 111	OASI	\$808	\$1,214	\$1,282	\$452	\$406	\$452	\$152
637 638 121	Retirement	\$634	\$953	\$1,007	\$354	\$319	\$354	\$120
637 638 132	Group Insurance	\$2,471	\$3,569	\$3,557	\$1,439	\$1,209	\$3,925	\$3,925
637 638 133	Unemployment Insurance	\$46	\$32	\$35	\$84	\$24	\$80	\$84
	<b>Subtotal Personnel Services</b>	<b>\$14,534</b>	<b>\$21,657</b>	<b>\$22,663</b>	<b>\$8,236</b>	<b>\$7,272</b>	<b>\$11,245</b>	<b>\$6,274</b>
637 638 201	Insurance	\$207	\$213	\$215	\$287	\$223	\$273	\$300
637 638 202	Professional Services & Fees	\$12,754	\$0	\$0	\$15,000	\$0	\$15,000	\$15,000
637 638 206	Cost of Service Provided	\$32,011	\$29,384	\$43,713	\$10,000	\$21,677	\$21,677	\$10,000
637 638 211	Publishing & Advertising	\$148	\$185	\$0	\$1,000	\$0	\$1,000	\$1,000
637 638 214	Transportation to Vermillion	\$3,960	\$4,140	\$4,770	\$0	\$1,440	\$2,000	\$0
637 638 215	Processing Recyclables	\$27,112	\$33,691	\$21,875	\$0	\$4,304	\$8,000	\$0
637 638 221	Rep. & Maint. - Equip./Facil.	\$15	\$0	\$0	\$1,250	\$0	\$1,250	\$1,250
637 638 222	Rep. & Maint. - Vehicles	\$0	\$0	\$0	\$0	\$0	\$0	\$0
637 638 223	Rep. & Maint. - Buildings	\$0	\$4,798	\$493	\$500	\$0	\$500	\$500
637 638 224	Rep. & Maint. - Central Garage	\$2,511	\$3,417	\$2,371	\$0	\$21	\$100	\$0
637 638 231	Postage	\$0	\$0	\$0	\$500	\$0	\$500	\$500
637 638 232	Office Supplies	\$265	\$1,974	\$76	\$500	\$0	\$500	\$500
637 638 234	Copies	\$0	\$0	\$2	\$200	\$0	\$200	\$200
637 638 291	Depreciation	\$40,350	\$40,350	\$40,350	\$40,350	\$16,767	\$36,997	\$36,997
	<b>Subtotal Other Current Expenditures</b>	<b>\$119,333</b>	<b>\$118,152</b>	<b>\$113,865</b>	<b>\$69,587</b>	<b>\$44,432</b>	<b>\$87,997</b>	<b>\$66,247</b>
	<b>Total Operating Expenses</b>	<b>\$133,867</b>	<b>\$139,809</b>	<b>\$136,528</b>	<b>\$77,823</b>	<b>\$51,704</b>	<b>\$99,242</b>	<b>\$72,521</b>

**City of Yankton**  
**Proposed 2018 Budget**

**Fund: Solid Waste Disposal and Recycling    Function: Capital    Activity: Joint Powers**

ACCOUNT NO.	DESCRIPTION	2014 ACTUAL	2015 ACTUAL	2016 ACTUAL	2017 ADOPTED	2017 Y.T.D.	2017 ESTIMATED	2018 PROPOSED
	Revenues:							
	Net Income(Loss)	\$23,887	\$49,799	\$213,981	(\$129,099)	\$664,581	\$537,329	(\$186,190)
	Depreciation	\$149,454	\$162,091	\$183,996	\$162,091	\$73,188	\$147,454	\$147,454
	Beginning Balance	\$434,199	\$453,884	\$449,613	\$139,141	\$139,141	\$139,141	\$667,904
	<b>Total Funds Available</b>	<b>\$607,540</b>	<b>\$665,774</b>	<b>\$847,590</b>	<b>\$172,133</b>	<b>\$876,910</b>	<b>\$823,924</b>	<b>\$629,168</b>
	Application of Funds Available:							
	Equity Transfer to Vermillion	\$0	\$0	\$0	\$0	\$0	\$0	\$0
	Equipment	\$153,140	\$215,629	\$707,901	\$236,049	\$16,864	\$156,020	\$287,976
	<b>Total Applied</b>	<b>\$153,140</b>	<b>\$215,629</b>	<b>\$707,901</b>	<b>\$236,049</b>	<b>\$16,864</b>	<b>\$156,020</b>	<b>\$287,976</b>
	Due From / Due To Account Adjustment	(\$516)	(\$532)	(\$548)	\$0	\$0	\$0	\$0
	<b>Ending Balance</b>	<b>\$453,884</b>	<b>\$449,613</b>	<b>\$139,141</b>	<b>(\$63,916)</b>	<b>\$860,046</b>	<b>\$667,904</b>	<b>\$341,192</b>

**City of Yankton**  
**Proposed 2018 Budget**

**Fund: Solid Waste Disposal and Recycling    Function: Capital    Activity: Joint Powers**

ACCOUNT NO.	DESCRIPTION	2014 ACTUAL	2015 ACTUAL	2016 ACTUAL	2017 ADOPTED	2017 Y.T.D.	2017 ESTIMATED	2018 PROPOSED
637 637 350	Transfer Station Equipment	\$129,162	\$153,402	\$0	\$130,000	\$33	\$66,283	\$130,000
637 637 390	Trench Excavation / Closure	\$0	\$0	\$0	\$25,000	\$0	\$25,000	\$34,000
637 638 411	Building Addition Interest	\$6,891	\$6,374	\$5,840	\$45,943	\$2,738	\$24,908	\$59,052
637 638 441	Building Addition Principal	\$17,087	\$17,603	\$18,135	\$26,106	\$9,272	\$26,008	\$13,924
637 638 320	Building & Structures	\$0	\$38,250	\$683,926	\$9,000	\$4,821	\$13,821	\$51,000
	Total Capital Outlay	\$153,140	\$215,629	\$707,901	\$236,049	\$16,864	\$156,020	\$287,976

**FOX RUN GOLF COURSE**  
**ACCOUNT #641**

**PURPOSE OF THIS DEPARTMENT:** Why does this department exist?

The mission of the division is to enhance the quality of life for the citizens of Yankton and the surrounding area by providing a well-maintained and well-operated 18-hole golf course, clubhouse, pro shop, and practice range; as well as promoting events and tournaments, to serve a population with varied characteristics, interests, and needs.

**DEPARTMENT PERSONNEL:** 1 Course Superintendent, 1 Assistant Grounds Maintenance, 1 Golf Operations Manager, 1 Golf Operations Assistant Manager.

**City of Yankton**  
**Proposed 2018 Budget**

Fund: <b>Golf Course</b>		Function: <b>Operations</b>				Activity: <b>Park &amp; Recreation</b>		
ACCOUNT NO.	DESCRIPTION	2014 ACTUAL	2015 ACTUAL	2016 ACTUAL	2017 ADOPTED	2017 Y.T.D.	2017 ESTIMATED	2018 PROPOSED
	Operating Revenues	\$760,272	\$766,084	\$1,226,706	\$683,180	\$325,032	\$919,804	\$919,800
	Operating Expenses:							
	Personnel Services	\$341,019	\$337,268	\$413,659	\$458,507	\$164,788	\$404,757	\$405,872
	Insurance	\$5,066	\$5,148	\$5,293	\$6,405	\$5,393	\$6,100	\$6,710
	Professional Services	\$29,026	\$25,931	\$32,596	\$30,900	\$15,297	\$27,400	\$27,400
	Publishing	\$0	\$0	\$0	\$0	\$0	\$0	\$0
	Repairs & Maintenance	\$54,238	\$74,719	\$48,801	\$52,500	\$23,286	\$52,500	\$52,500
	Supplies & Materials	\$289,353	\$260,010	\$246,612	\$204,150	\$111,136	\$212,893	\$205,800
	Travel & Conference	\$1,798	\$1,148	\$2,850	\$3,650	\$382	\$3,250	\$3,250
	Utilities	\$30,226	\$31,027	\$32,782	\$35,900	\$11,264	\$37,600	\$37,600
	Billing & Administration	\$67,340	\$67,340	\$67,340	\$0	\$0	\$0	\$0
	Depreciation	\$60,287	\$56,085	\$51,866	\$55,745	\$21,094	\$55,745	\$55,745
	Total Operating Expenses	\$878,353	\$858,676	\$901,799	\$847,757	\$352,640	\$800,245	\$794,877
	Net Operating Income(Loss)	(\$118,081)	(\$92,592)	\$324,907	(\$164,577)	(\$27,608)	\$119,559	\$124,923
	Non-Operating Revenue(Expense)							
	Interest	\$92	\$240	\$16	\$0	\$0	\$0	\$0
	Miscellaneous	\$660	\$904	\$1,138	\$600	(\$3)	\$1,000	\$1,000
	Gain on disposition of Assets	\$0	\$650	\$0	\$0	\$0	\$0	\$0
	Nonoperating Income	\$752	\$1,794	\$1,154	\$600	(\$3)	\$1,000	\$1,000
	Net Income (loss)	(\$117,329)	(\$90,798)	\$326,061	(\$163,977)	(\$27,611)	\$120,559	\$125,923

**City of Yankton**  
**Proposed 2018 Budget**

Fund: Golf Course		Estimated Revenue				Activity: Parks & Recreation		
ACCOUNT NO.	DESCRIPTION	2014 ACTUAL	2015 ACTUAL	2016 ACTUAL	2017 ADOPTED	2017 Y.T.D.	2017 ESTIMATED	2018 PROPOSED
641 3610	Interest	\$92	\$240	\$16	\$0	\$0	\$0	\$0
641 3612	Sale of Fixed Assets	\$0	\$650	\$0	\$0	\$0	\$0	\$0
641 3615	Miscellaneous Reimbursements	\$661	\$903	\$1,188	\$600	\$0	\$1,000	\$1,000
641 3640	Compensation Loss & Damage	\$0	\$0	\$0	\$0	\$0	\$0	\$0
641 3690	Miscellaneous	(\$1)	\$1	(\$50)	\$0	(\$3)	\$0	\$0
	<b>Total Nonoperating Revenue</b>	<b>\$752</b>	<b>\$1,794</b>	<b>\$1,154</b>	<b>\$600</b>	<b>(\$3)</b>	<b>\$1,000</b>	<b>\$1,000</b>
641 3701	Cash Long	\$1,178	\$2,189	\$1,727	\$1,000	\$334	\$1,000	\$1,000
641 3710	Prepared Food	\$32,322	\$27,165	\$31,060	\$33,580	\$10,744	\$39,000	\$39,000
641 3711	Prepared Food - NON-Taxable	\$940	\$1,062	\$1,828	\$600	\$133	\$1,000	\$1,000
641 3714	Pre-Packaged Food	\$7,277	\$10,741	\$8,269	\$10,700	\$1,484	\$10,700	\$10,700
641 3718	Beer	\$85,583	\$78,085	\$76,862	\$85,000	\$20,161	\$85,000	\$85,000
641 3720	Pop	\$21,286	\$24,647	\$22,291	\$25,000	\$4,091	\$25,000	\$25,000
641 3735	Simulator	\$0	\$5,452	\$8,154	\$6,000	\$4,698	\$7,000	\$7,000
641 3736	Simulator Non-Taxable	\$0	\$585	\$500	\$1,200	\$0	\$600	\$600
641 3740	Season Pass	\$173,299	\$167,195	\$168,866	\$164,000	\$160,249	\$169,000	\$169,000
641 3741	Season Pass-Non-Taxable	\$3,387	\$3,522	\$3,447	\$3,500	\$0	\$3,500	\$3,500
641 3742	Greens Fees-Weekends/Holidays	\$57,155	\$51,384	\$51,644	\$45,000	\$12,330	\$52,000	\$52,000
641 3743	Greens Fees-Non-Taxable	\$3,949	\$11,855	\$6,140	\$6,500	\$1,870	\$6,500	\$6,500
641 3744	Greens Fees-Weekdays	\$68,173	\$78,733	\$63,155	\$80,000	\$8,422	\$70,000	\$70,000
641 3746	Golf Car Rental	\$63,572	\$61,781	\$71,791	\$65,000	\$24,090	\$73,000	\$73,000
641 3747	Golf Car Rental - NON-Taxable	\$1,215	\$0	\$524	\$0	\$0	\$600	\$600
641 3749	Golf Car Storage	\$19,500	\$25,750	\$24,102	\$21,600	\$19,923	\$21,600	\$21,600
641 3750	Trail Fees	\$26,297	\$28,590	\$27,941	\$29,000	\$22,769	\$29,000	\$29,000
641 3752	Pull Cart Rental	\$263	\$262	\$460	\$300	\$150	\$500	\$500
641 3753	Golf Club Rental	\$849	\$637	\$881	\$800	\$0	\$800	\$800
641 3754	Driving Range	\$13,200	\$18,846	\$16,731	\$18,000	\$7,570	\$18,500	\$18,500
641 3755	Driving Range Non-Taxable	\$499	\$568	\$1,240	\$800	\$22	\$800	\$800
641 3756	Handicapping	\$8,558	\$7,053	\$7,973	\$8,500	\$7,793	\$8,500	\$8,500
641 3760	Golf Balls	\$22,952	\$23,762	\$18,166	\$14,000	\$4,071	\$19,000	\$19,000
641 3762	Gloves	\$6,335	\$7,380	\$5,962	\$2,000	\$1,049	\$6,000	\$6,000
641 3764	Golf Caps/Visors	\$5,780	\$10,319	\$6,592	\$1,800	\$740	\$7,000	\$7,000
641 3766	Merchandise	\$34,322	\$32,986	\$15,515	\$12,500	\$2,558	\$16,000	\$16,000
641 3767	Merchandise Non-Taxable	\$721	\$897	\$157	\$500	\$0	\$200	\$200
641 3768	Golf Equipment	\$73,603	\$47,265	\$34,968	\$12,500	\$5,694	\$30,000	\$30,000
641 3770	Miscellaneous Merchandise	\$779	\$0	\$94	\$0	\$0	\$0	\$0
641 3783	Tournament Fee (Non taxable)	\$0	\$476	\$3,949	\$0	\$0	\$0	\$0
641 3784	Leagues	\$0	\$7,946	\$3,085	\$0	\$0	\$0	\$0
641 3788	Junior Golf Program	\$3,719	\$5,077	\$3,794	\$4,000	\$0	\$4,000	\$4,000
641 3790	Club Repairs	\$11,102	\$8,231	\$9,019	\$11,000	\$3,140	\$11,000	\$11,000
641 3792	Lessons	\$5,957	\$5,543	\$320	\$3,500	\$493	\$2,000	\$2,000
641 3793	Golf Cart Ads	\$6,500	\$10,100	\$3,695	\$15,300	\$450	\$1,000	\$1,000
641 3794	League Software Ads	\$0	\$0	\$0	\$0	\$4	\$4	\$0
641 3910	Transfer from General Fund	\$0	\$0	\$525,804	\$0	\$0	\$200,000	\$200,000
	<b>Total Operating Revenue</b>	<b>\$760,272</b>	<b>\$766,084</b>	<b>\$1,226,706</b>	<b>\$683,180</b>	<b>\$325,032</b>	<b>\$919,804</b>	<b>\$919,800</b>
	<b>Total Revenues</b>	<b>\$761,024</b>	<b>\$767,878</b>	<b>\$1,227,860</b>	<b>\$683,780</b>	<b>\$325,029</b>	<b>\$920,804</b>	<b>\$920,800</b>

**City of Yankton**  
**Proposed 2018 Budget**

Fund: Golf Course		Operating Expenses				Activity: Parks & Recreation		
ACCOUNT NO.	DESCRIPTION	2014 ACTUAL	2015 ACTUAL	2016 ACTUAL	2017 ADOPTED	2017 Y.T.D.	2017 ESTIMATED	2018 PROPOSED
641 641 101	Regular Wages	\$193,023	\$181,387	\$245,669	\$250,000	\$101,827	\$216,000	\$216,000
641 641 102	Temporary Wages	\$83,757	\$97,327	\$92,070	\$112,000	\$29,614	\$99,000	\$99,000
641 641 103	Overtime Wages	\$0	\$0	\$0	\$10,000	\$3,389	\$10,000	\$10,000
641 641 111	OASI	\$21,521	\$20,682	\$25,279	\$28,458	\$9,709	\$24,863	\$24,863
641 641 121	Retirement	\$12,061	\$10,548	\$14,739	\$15,600	\$5,897	\$12,833	\$13,560
641 641 131	Worker's Comp	\$2,498	\$2,698	\$3,187	\$3,518	\$0	\$3,198	\$3,518
641 641 132	Group Insurance	\$27,470	\$23,958	\$31,989	\$37,510	\$13,915	\$37,510	\$37,510
641 641 133	Unemployment Insurance	\$689	\$668	\$726	\$1,421	\$437	\$1,353	\$1,421
		(\$1,002)						
	Subtotal Personnel Services	\$340,017	\$337,268	\$413,659	\$458,507	\$164,788	\$404,757	\$405,872
641 641 201	Insurance	\$5,066	\$5,148	\$5,293	\$6,405	\$5,393	\$6,100	\$6,710
641 641 202	Professional Services	\$132	\$203	\$2,028	\$500	\$901	\$1,000	\$1,000
641 641 203	Bank Card Discounts	\$12,034	\$10,517	\$11,090	\$12,000	\$5,385	\$12,000	\$12,000
641 641 204	Contracted Services-Operations	\$4,033	\$6,222	\$5,322	\$8,000	\$3,514	\$8,000	\$8,000
641 641 209	Licenses	\$1,880	\$1,520	\$2,550	\$1,900	\$1,815	\$1,900	\$1,900
641 641 210	Promotional	\$5,433	\$0	\$0	\$1,000	\$507	\$1,000	\$1,000
641 641 211	Advertising	\$5,514	\$7,469	\$11,606	\$7,500	\$3,175	\$3,500	\$3,500
641 641 221	Repairs & Maint.-Equipment	\$19,385	\$28,248	\$11,829	\$15,000	\$12,548	\$15,000	\$15,000
641 641 222	Repairs & Maint.-Vehicles	\$0	\$472	\$0	\$500	\$0	\$500	\$500
641 641 223	Repairs & Maint.-Buildings	\$16,808	\$33,660	\$28,278	\$19,000	\$7,056	\$25,000	\$25,000
641 641 224	Repairs & Maint.-Central Garage	\$18,045	\$12,339	\$8,694	\$18,000	\$3,682	\$12,000	\$12,000
641 641 231	Postage	\$476	\$491	\$272	\$600	\$234	\$600	\$600
641 641 232	Office Supplies	\$2,586	\$1,512	\$2,255	\$1,500	\$521	\$1,500	\$1,500
641 641 233	Printing & Binding	\$0	\$544	\$0	\$0	\$0	\$0	\$0
641 641 234	Copies	\$47	\$0	\$63	\$100	\$39	\$100	\$100
641 641 235	Subscriptions & Publications	\$0	\$0	\$2,800	\$750	\$0	\$0	\$0
641 641 236	Janitorial Supplies	\$3,255	\$2,300	\$2,408	\$4,000	\$594	\$4,000	\$4,000
641 641 240	Chemicals & Gases	\$32,824	\$34,527	\$39,660	\$39,000	\$15,465	\$39,000	\$39,000
641 641 241	Agricultural Supplies	\$11,434	\$7,276	\$7,141	\$9,000	\$1,708	\$9,000	\$9,000
641 641 242	Recreation Supplies	\$6,720	\$2,641	\$5,128	\$4,000	\$2,578	\$4,000	\$4,000
641 641 243	Medical & Safety Supplies	\$0	\$0	\$170	\$100	\$60	\$100	\$100
641 641 244	Uniforms & Dry Goods	\$1,035	\$592	\$773	\$1,000	\$89	\$1,000	\$1,000
641 641 247	Small Tools & Hardware	\$75	\$0	\$260	\$200	\$393	\$393	\$300
641 641 261	Membership Dues	\$996	\$789	\$1,463	\$1,400	\$989	\$1,000	\$1,000
641 641 263	Travel Expense	\$92	\$0	\$966	\$1,000	\$110	\$1,000	\$1,000
641 641 264	Learning	\$0	\$0	\$230	\$250	\$50	\$250	\$250
641 641 265	Conferences & Meetings	\$710	\$359	\$191	\$1,000	\$222	\$1,000	\$1,000
641 641 271	Telephone	\$2,116	\$2,404	\$2,598	\$2,800	\$1,213	\$2,800	\$2,800
641 641 272	Electricity	\$17,610	\$21,203	\$21,863	\$21,500	\$6,846	\$23,000	\$23,000
641 641 273	Fuel-Heating	\$5,965	\$2,846	\$3,409	\$6,000	\$1,883	\$6,000	\$6,000
641 641 274	Water Service	\$2,755	\$2,823	\$3,035	\$3,000	\$810	\$3,200	\$3,200



**City of Yankton**  
Proposed 2018 Budget

Fund: Golf Course		Operating Expenses				Activity: Parks & Recreation		
ACCOUNT NO.	DESCRIPTION	2014 ACTUAL	2015 ACTUAL	2016 ACTUAL	2017 ADOPTED	2017 Y.T.D.	2017 ESTIMATED	2018 PROPOSED
641 641 275	Sewer Service	\$1,734	\$1,751	\$1,877	\$2,000	\$392	\$2,000	\$2,000
641 641 276	Landfill	\$46	\$0	\$0	\$600	\$120	\$600	\$600
641 641 281	Billing and Administration	\$67,340	\$67,340	\$67,340	\$0	\$0	\$0	\$0
641 641 291	Depreciation	\$60,287	\$56,085	\$51,866	\$55,745	\$21,094	\$55,745	\$55,745
	Subtotal Other Current Expenditures	\$306,433	\$311,281	\$302,458	\$245,350	\$99,386	\$242,288	\$242,805
641 641 701	Cash Short	\$1,294	\$2,471	\$2,560	\$2,500	\$262	\$1,200	\$1,200
641 641 710	Entree	\$27,160	\$21,177	\$18,845	\$26,000	\$9,869	\$22,000	\$22,000
641 641 714	Candy	\$3,724	\$4,152	\$2,977	\$4,000	\$934	\$3,500	\$3,500
641 641 718	Beer	\$28,122	\$25,990	\$26,977	\$27,000	\$9,534	\$27,000	\$27,000
641 641 720	Beverages	\$9,771	\$9,009	\$8,236	\$9,000	\$2,530	\$9,000	\$9,000
641 641 722	Drinks	\$0	\$0	\$20	\$0	\$0	\$0	\$0
641 641 724	Coffee	\$0	\$0	\$204	\$100	\$0	\$0	\$0
641 641 728	Miscellaneous Concessions	\$0	\$0	\$1,194	\$0	\$0	\$0	\$0
641 641 746	Golf Car Rental	\$28,206	\$24,931	\$25,306	\$26,000	\$24,456	\$25,500	\$25,500
641 641 749	Reimbursement-Golf Shed Rental	\$342	\$0	\$430	\$0	\$0	\$0	\$0
641 641 752	Pull Carts - Rental	\$852	\$0	\$0	\$0	\$0	\$0	\$0
641 641 754	Driving Range	\$2,297	\$1,750	\$3,276	\$2,500	\$4,109	\$4,200	\$4,200
641 641 756	Handicapping	\$7,725	\$5,065	\$7,080	\$7,800	\$0	\$7,800	\$7,800
641 641 760	Golf Balls	\$18,882	\$29,423	\$29,609	\$10,000	\$2,963	\$10,000	\$10,000
641 641 762	Gloves	\$4,889	\$1,590	\$3,630	\$1,000	\$2,778	\$3,000	\$3,000
641 641 764	Golf Caps/Visors	\$3,505	\$6,582	\$2,492	\$1,000	\$0	\$1,000	\$1,000
641 641 766	Merchandise	\$21,750	\$37,786	\$17,612	\$10,000	\$10,697	\$11,000	\$10,000
641 641 768	Golf Equipment	\$63,852	\$33,242	\$29,800	\$10,000	\$20,299	\$21,000	\$15,000
641 641 784	Leagues	\$0	\$150	\$0	\$0	\$0	\$0	\$0
641 641 788	Junior Golf Program	\$1,060	\$560	\$500	\$1,000	\$0	\$1,000	\$1,000
641 641 790	Club Repairs	\$6,957	\$6,249	\$4,884	\$6,000	\$1,024	\$6,000	\$6,000
641 641 791	Miscellaneous	\$513	\$0	\$50	\$0	\$0	\$0	\$0
	Subtotal Resale Expenditures	\$230,901	\$210,127	\$185,682	\$143,900	\$89,455	\$153,200	\$146,200
	Total Operating Expenditures	\$877,351	\$858,676	\$901,799	\$847,757	\$353,629	\$800,245	\$794,877

**City of Yankton**  
**Proposed 2018 Budget**

Fund: <b>Golf Course</b>		Function: <b>Improvement &amp; Extensions</b>				Activity: <b>Parks &amp; Recreation</b>		
ACCOUNT NO.	DESCRIPTION	2014 ACTUAL	2015 ACTUAL	2016 ACTUAL	2017 ADOPTED	2017 Y.T.D.	2017 ESTIMATED	2018 PROPOSED
	Revenues:							
	Net Gain(Loss)	(\$117,329)	(\$90,798)	\$326,061	(\$163,977)	(\$27,611)	\$120,559	\$125,923
	Depreciation	\$60,287	\$56,085	\$51,866	\$55,745	\$21,094	\$55,745	\$55,745
	Beginning Balance	(\$122,571)	(\$228,096)	(\$299,700)	\$179,579	\$31,332	\$31,332	\$102,766
	<b>Total Funds Available</b>	<b>(\$179,613)</b>	<b>(\$262,809)</b>	<b>\$78,227</b>	<b>\$71,347</b>	<b>\$24,815</b>	<b>\$207,636</b>	<b>\$284,434</b>
	Application of Funds Available							
	Equipment	\$48,483	\$36,891	\$46,895	\$77,000	\$98,870	\$104,870	\$82,000
	<b>Total Applied</b>	<b>\$48,483</b>	<b>\$36,891</b>	<b>\$46,895</b>	<b>\$77,000</b>	<b>\$98,870</b>	<b>\$104,870</b>	<b>\$82,000</b>
	Due to / Due From	\$0	\$0	\$0	\$0	\$0	\$0	\$0
	<b>Ending Balance</b>	<b>(\$228,096)</b>	<b>(\$299,700)</b>	<b>\$31,332</b>	<b>(\$5,653)</b>	<b>(\$74,055)</b>	<b>\$102,766</b>	<b>\$202,434</b>

**City of Yankton**  
**Proposed 2018 Budget**

Fund: <b>Golf Course</b>		Function: <b>Improvement &amp; Extension</b>				Activity: <b>Parks &amp; Recreation</b>		
ACCOUNT NO.	DESCRIPTION	2014 ACTUAL	2015 ACTUAL	2016 ACTUAL	2017 ADOPTED	2017 Y.T.D.	2017 ESTIMATED	2018 PROPOSED
641 641 411	Interest	\$0	\$0	\$0	\$0	\$0	\$0	\$0
	Total Interest & Fiscal Fees	\$0	\$0	\$0	\$0	\$0	\$0	\$0
	Total Nonoperating Expenses	\$0	\$0	\$0	\$0	\$0	\$0	\$0
641 641 350	Course Equipment	\$48,483	\$36,891	\$46,895	\$77,000	\$98,870	\$104,870	\$82,000
	Total Capital Expenditures	\$48,483	\$36,891	\$46,895	\$77,000	\$98,870	\$104,870	\$82,000
641 641 399	Debt Service Reserve-Current	\$0	\$0	\$0	\$0	\$0	\$0	\$0
	Debt Service Reserve-Total	\$0	\$0	\$0	\$0	\$0	\$0	\$0

**CENTRAL GARAGE**  
**ACCOUNT #801**

**PURPOSE OF THIS DEPARTMENT:** Why does this department exist?

Provide quick and effective customer service response for the proper maintenance of the City's fleet of vehicles and mobile equipment.

**DEPARTMENT PERSONNEL:** 1 Fleet Supervisor and 1 Fleet Mechanic.

**City of Yankton**  
**Proposed 2018 Budget**

Fund: <b>Central Garage</b>		Estimated Revenue				Activity: <b>Public Works Department</b>		
ACCOUNT NO.	DESCRIPTION	2014 ACTUAL	2015 ACTUAL	2016 ACTUAL	2017 ADOPTED	2017 Y.T.D.	2017 ESTIMATED	2018 PROPOSED
801 3310	Generator Grant	\$0	\$0	\$44,325	\$0	\$0	\$0	\$0
801 3650	Central Garage Billings - City	\$592,865	\$579,053	\$622,613	\$757,395	\$217,737	\$757,395	\$769,829
801 3651	Central Garage Billings - Other	\$53,357	\$39,764	\$35,178	\$35,000	\$13,249	\$35,000	\$35,000
801 3652	Central Garage Billings - Yanton Trans	\$77,550	\$55,331	\$51,178	\$65,000	\$17,496	\$50,000	\$50,000
	<b>Total Revenue</b>	<b>\$723,772</b>	<b>\$674,148</b>	<b>\$753,294</b>	<b>\$857,395</b>	<b>\$248,482</b>	<b>\$842,395</b>	<b>\$854,829</b>

City of Yankton  
Proposed 2018 Budget

Fund: **Central Garage** Operating Expenses Activity: **Public Works Department**

ACCOUNT NO.	DESCRIPTION	2014 ACTUAL	2015 ACTUAL	2016 ACTUAL	2017 ADOPTED	2017 Y.T.D.	2017 ESTIMATED	2018 PROPOSED
801 801 101	Regular Wages	\$81,549	\$86,598	\$91,938	\$105,472	\$40,790	\$105,472	\$106,776
801 801 103	Overtime Wages	\$204	\$17	\$261	\$500	\$27	\$500	\$500
801 801 111	OASI	\$6,151	\$6,482	\$6,897	\$8,107	\$3,050	\$8,107	\$8,207
801 801 121	Retirement	\$4,905	\$5,197	\$5,532	\$6,358	\$2,450	\$6,358	\$6,437
801 801 131	Worker's Compensation	\$1,566	\$1,693	\$2,001	\$2,208	\$0	\$2,208	\$2,429
801 801 132	Group Insurance	\$16,688	\$17,011	\$17,057	\$20,193	\$8,420	\$20,193	\$20,193
801 801 133	Unemployment Insurance	\$137	\$114	\$131	\$161	\$123	\$161	\$169
	Subtotal Personnel Services	\$111,200	\$117,112	\$123,817	\$142,999	\$54,860	\$142,999	\$144,711
801 801 202	Professional Services	\$1,505	\$2,314	\$929	\$2,300	\$135	\$2,300	\$2,300
801 801 221	Rep. & Maint. - Equipment	\$3,045	\$3,168	\$1,916	\$3,000	\$1,963	\$3,000	\$3,000
801 801 223	Rep. & Maint. - Buildings	\$6,510	\$2,296	\$1,321	\$3,000	\$507	\$3,000	\$3,000
801 801 232	Office Supplies	\$338	\$752	\$388	\$800	\$329	\$800	\$800
801 801 236	Janitorial Supplies	\$1,356	\$1,677	\$1,310	\$1,600	\$838	\$1,600	\$1,600
801 801 238	Garage Gasoline & Lubricants	\$430,751	\$346,537	\$290,206	\$440,000	\$75,779	\$420,880	\$440,000
801 801 240	Chemicals & Gases	\$441	\$717	\$319	\$800	\$165	\$800	\$800
801 801 243	Medical & Safety Supplies	\$290	\$200	\$200	\$200	\$0	\$200	\$200
801 801 244	Uniforms & Dry Goods	\$123	\$100	\$95	\$100	\$0	\$100	\$100
801 801 247	Small Tools & Hardware	\$5,695	\$5,833	\$3,775	\$7,000	\$1,315	\$7,000	\$7,000
801 801 249	Garage Parts	\$178,791	\$137,608	(\$12,330)	\$180,000	\$71,211	\$180,000	\$180,000
801 801 264	Learning	\$0	\$0	\$0	\$250	\$0	\$250	\$250
801 801 271	Telephone	\$43	\$44	\$44	\$250	\$19	\$250	\$250
801 801 272	Electricity	\$10,090	\$10,573	\$11,890	\$12,200	\$6,387	\$12,200	\$12,200
801 801 273	Fuel-Heating	\$6,929	\$4,199	\$4,426	\$8,500	\$2,072	\$7,000	\$7,000
801 801 274	Water Purchased	\$771	\$649	\$701	\$900	\$324	\$900	\$900
801 801 275	Sewer Service	\$674	\$564	\$622	\$800	\$303	\$800	\$800
801 801 276	Landfill	\$590	\$485	\$630	\$630	\$186	\$630	\$630
801 801 291	Depreciation	\$14,874	\$15,776	\$20,063	\$17,066	\$7,440	\$14,288	\$14,288
	Subtotal Other Current Expenditures	\$662,816	\$533,492	\$326,505	\$679,396	\$168,973	\$655,998	\$675,118
	<b>Total Operating Expenses</b>	<b>\$774,016</b>	<b>\$650,604</b>	<b>\$450,322</b>	<b>\$822,395</b>	<b>\$223,833</b>	<b>\$798,997</b>	<b>\$819,829</b>

**City of Yankton**  
**Proposed 2018 Budget**

Fund: **Central Garage**                      Function: **Improvement & Extensions**                      Activity: **Public Works**

ACCOUNT NO.	DESCRIPTION	2014 ACTUAL	2015 ACTUAL	2016 ACTUAL	2017 ADOPTED	2017 Y.T.D.	2017 ESTIMATED	2018 PROPOSED
	Revenues:							
	Net Gain(Loss)	(\$50,244)	\$23,544	\$302,972	\$35,000	\$24,649	\$43,398	\$35,000
	Depreciation	\$14,874	\$15,776	\$20,063	\$17,066	\$7,440	\$14,288	\$14,288
	Beginning Balance	\$192,434	\$155,963	\$158,797	\$49,360	\$402,430	\$402,430	\$400,116
	<b>Total Funds Available</b>	<b>\$157,064</b>	<b>\$195,283</b>	<b>\$481,832</b>	<b>\$101,426</b>	<b>\$434,519</b>	<b>\$460,116</b>	<b>\$449,404</b>
	Application of Funds Available							
	Loss on Disposition of Assets	\$0	\$0	\$0	\$0	\$0	\$0	\$0
	Equipment	\$1,101	\$36,486	\$79,402	\$60,000	\$813	\$60,000	\$35,000
	Building & Improvements	\$0	\$0	\$0	\$0	\$0	\$0	\$0
	<b>Total Applied</b>	<b>\$1,101</b>	<b>\$36,486</b>	<b>\$79,402</b>	<b>\$60,000</b>	<b>\$813</b>	<b>\$60,000</b>	<b>\$35,000</b>
	<b>Ending Balance</b>	<b>\$155,963</b>	<b>\$158,797</b>	<b>\$402,430</b>	<b>\$41,426</b>	<b>\$433,706</b>	<b>\$400,116</b>	<b>\$414,404</b>

**City of Yankton**  
**Proposed 2018 Budget**

Fund: <b>Central Garage</b>		Function: <b>Improvement &amp; Extension</b>				Activity: <b>Public Works</b>		
ACCOUNT NO.	DESCRIPTION	2014 ACTUAL	2015 ACTUAL	2016 ACTUAL	2017 ADOPTED	2017 Y.T.D.	2017 ESTIMATED	2018 PROPOSED
801 801 580	Loss on Disposition of Assets	\$0	\$0	\$0	\$0	\$0	\$0	\$0
	Total Nonoperating Expenses	\$0	\$0	\$0	\$0	\$0	\$0	\$0
801 801 350	Equipment	\$1,101	\$36,486	\$79,402	\$60,000	\$813	\$35,000	\$35,000
	Total Capital Expenditures	\$1,101	\$36,486	\$79,402	\$60,000	\$813	\$35,000	\$35,000



**CITY OF YANKTON**

**FIVE YEAR CAPITAL IMPROVEMENT PLAN**

**FISCAL YEARS 2017 – 2021**





# CITY OF YANKTON



## FIVE YEAR CAPITAL IMPROVEMENT PLAN

### FISCAL YEARS 2017 – 2021








#### INTRODUCTION

The Fiscal Year 2017-2021 Capital Improvement Plan (CIP) is an update of the City’s annual capital improvement planning process. The five-year plan provides a schedule for capital projects and identifies funding sources.

The CIP is vital to the City of Yankton. It is a plan for physical improvements to public facilities / infrastructure and the purchase of capital equipment. The plan additionally has a positive economic impact on the local economy. The City Commission has recognized the importance of this planning process and annually engages in the preparation, review and adoption of the Capital Improvement Plan. Public meetings are held annually to review the five-year plan.

The five-year CIP is revised annually to include new projects, reflect changes in priorities and to extend the plan an additional year. The first year of the plan is the current year and is adjusted throughout the year as needs dictate or when changes are made to existing approved projects.

#### Legend

-  **100 Series – General Fund**
-  **200 Series – Special Revenues**
-  **500 Series – Capital Projects**
-  **600 Series – Enterprise Fund**
-  **800 series – Internal Services**
  
-  **Recent Changes to the Plan – Increases or Funding Changes**
-  **Recent Changes to the Plan – Decreases**

**CITY OF YANKTON**  
**FIVE YEAR CAPITAL IMPROVEMENT PLAN**

DEPARTMENT	DESCRIPTION	2017	2018	2019	2020	2021	TOTAL
<b>CITY MANAGER'S OFFICE</b>	OFFICE FURNITURE / EQUIPMENT	\$0	\$1,000	\$1,000	\$1,000	\$1,000	\$4,000
<b>101.102.xxx</b>	TOTAL	\$0	\$1,000	\$1,000	\$1,000	\$1,000	\$4,000
	GENERAL	\$0	\$1,000	\$1,000	\$1,000	\$1,000	\$4,000
<b>FINANCE</b>	OFFICE FURNITURE / EQUIPMENT	\$0	\$1,000	\$1,000	\$1,000	\$1,000	\$4,000
<b>101.104.xxx</b>	TOTAL	\$0	\$1,000	\$1,000	\$1,000	\$1,000	\$4,000
	GENERAL	\$0	\$1,000	\$1,000	\$1,000	\$1,000	\$4,000
<b>INFORMATION SERVICES</b>	SERVER & COMPUTER EQUIPMENT	\$90,000	\$30,000	\$30,000	\$30,000	\$30,000	\$210,000
<b>101.105.xxx</b>	AS400 REPLACEMENT OR PC SYSTEM CONVERSION	\$0	\$0	\$0	\$0	\$200,000	\$200,000
	OFFICE FURNITURE / EQUIPMENT	\$2,000	\$1,000	\$1,000	\$1,000	\$1,000	\$6,000
	PLOTTER / PRINTER REPLACEMENT	\$7,000	\$2,000	\$2,000	\$2,000	\$2,000	\$15,000
	WIDE FORMAT SCANNER	\$11,000	\$0	\$0	\$0	\$0	\$11,000
	TECHNOLOGY EQUIPMENT	\$6,000	\$1,000	\$1,000	\$2,000	\$2,000	\$12,000
	DIGITAL CAMERA	\$1,000	\$0	\$0	\$0	\$1,000	\$2,000
	GIS SOFTWARE AND EQUIPMENT	\$8,757	\$0	\$10,000	\$0	\$0	\$18,757
	UNMANED AERIAL SYSTEM (UAS)	\$0	\$2,000	\$0	\$0	\$0	\$2,000
	GENERAL USE FLEET VEHICLE	\$0	\$33,000	\$0	\$0	\$0	\$33,000
	SOFTWARE UPGRADE / MAINTENANCE	\$5,000	\$3,000	\$3,000	\$3,000	\$3,000	\$17,000
	TOTAL	\$130,757	\$72,000	\$47,000	\$38,000	\$239,000	\$526,757
	GENERAL	\$130,757	\$72,000	\$47,000	\$38,000	\$239,000	\$526,757
<b>COMMUNITY DEVELOPMENT</b>	VEHICLE REPLACEMENT	\$0	\$0	\$25,000	\$0	\$0	\$25,000
<b>101.106.xxx</b>	OFFICE FURNITURE / EQUIPMENT	\$0	\$1,000	\$0	\$1,000	\$0	\$2,000
	BUILDING PERMIT, ORDINANCE COMPLIANCE, ZONING SOFTWARE SYSTEM	\$18,267	\$0	\$0	\$0	\$0	\$18,267
	TOTAL	\$18,267	\$1,000	\$25,000	\$1,000	\$0	\$45,267
	GENERAL	\$18,267	\$1,000	\$25,000	\$1,000	\$0	\$45,267

171

**CITY OF YANKTON**  
**FIVE YEAR CAPITAL IMPROVEMENT PLAN**

DEPARTMENT	DESCRIPTION	2017	2018	2019	2020	2021	TOTAL
<b>POLICE</b>	RANGE UPGRADE	\$3,000	\$3,000	\$3,000	\$3,000	\$3,000	\$15,000
<b>101.111.xxx</b>	VEHICLE REPLACEMENTS	\$143,590	\$82,000	\$85,000	\$85,000	\$85,000	\$480,590
	PROTECTIVE VESTS	\$9,000	\$7,000	\$7,000	\$7,000	\$7,000	\$37,000
	K-9 DOG UNIT	\$0	\$2,000	\$2,000	\$2,000	\$2,000	\$8,000
	SPECIAL RESPONSE TEAM EQUIPMENT	\$1,500	\$6,000	\$6,000	\$7,000	\$7,000	\$27,500
	TASERS	\$1,000	\$4,500	\$4,500	\$4,500	\$4,500	\$19,000
	VIDEO CAMERA AND RECORDER-PATROL CARS	\$7,000	\$10,000	\$10,000	\$10,000	\$10,000	\$47,000
	RADIOS	\$510,000	\$1,000	\$1,000	\$1,000	\$0	\$513,000
	PORTABLE RADIOS	\$110,700	\$6,000	\$0	\$6,000	\$0	\$122,700
	IN CAR COMPUTERS	\$12,243	\$5,000	\$5,000	\$5,000	\$7,000	\$34,243
	ICAC COMPUTER	\$1,618	\$0	\$0	\$0	\$0	\$1,618
	REPLACE RADAR	\$0	\$7,500	\$7,500	\$7,500	\$7,500	\$30,000
	FURNITURE	\$0	\$2,500	\$2,500	\$2,500	\$2,500	\$10,000
	DETECTIVE EQUIPMENT	\$0	\$4,000	\$4,000	\$4,000	\$0	\$12,000
	CAMERAS	\$0	\$900	\$900	\$900	\$900	\$3,600
	INTERVIEW ROOM EQUIPMENT	\$0	\$4,500	\$0	\$0	\$0	\$4,500
	BODY CAMERAS	\$0	\$35,000	\$0	\$0	\$0	\$35,000
	WEAPONS	\$0	\$0	\$1,500	\$0	\$0	\$1,500
	<b>TOTAL</b>	<b>\$799,651</b>	<b>\$180,900</b>	<b>\$139,900</b>	<b>\$145,400</b>	<b>\$136,400</b>	<b>\$1,402,251</b>
	GENERAL	\$289,651	\$163,400	\$139,900	\$145,400	\$136,400	\$874,751
	LOAN / GRANT	\$510,000	\$17,500	\$0	\$0	\$0	\$527,500
	<b>TOTAL</b>	<b>\$799,651</b>	<b>\$180,900</b>	<b>\$139,900</b>	<b>\$145,400</b>	<b>\$136,400</b>	<b>\$1,402,251</b>
<b>ANIMAL CONTROL</b>	SHELTER RENOVATION	\$0	\$0	\$0	\$0	\$0	\$0
<b>101.113.xxx</b>	<b>TOTAL</b>	<b>\$0</b>	<b>\$0</b>	<b>\$0</b>	<b>\$0</b>	<b>\$0</b>	<b>\$0</b>
	GENERAL	\$0	\$0	\$0	\$0	\$0	\$0
	<b>TOTAL</b>	<b>\$0</b>	<b>\$0</b>	<b>\$0</b>	<b>\$0</b>	<b>\$0</b>	<b>\$0</b>

172

**CITY OF YANKTON**  
**FIVE YEAR CAPITAL IMPROVEMENT PLAN**

DEPARTMENT	DESCRIPTION	2017	2018	2019	2020	2021	TOTAL
<b>FIRE</b>	2ND STATION DEBT SERVICE	\$186,360	\$186,780	\$190,232	\$190,232	\$190,232	\$943,836
101.114.xxx	2ND STATION - OTHER DEBT SERVICE	\$1,425	\$1,425	\$1,425	\$1,425	\$1,425	\$7,125
	CYCLICAL REPLACEMENT OF PERSONAL PROTECTIVE EQUIPMENT	\$20,000	\$20,000	\$20,000	\$20,000	\$20,000	\$100,000
	CYCLICAL REPLACEMENT OF FIRE HOSE/NOZZLES/WATER EQUIPMENT	\$2,500	\$2,500	\$2,500	\$2,500	\$2,500	\$12,500
	CYCLICAL REPLACEMENT OF PAGERS (50 x \$550 No parts after 2019)	\$0	\$0	\$0	\$27,500	\$0	\$27,500
	FIRE GRANT EQUIPMENT (95/5)	\$300,000	\$300,000	\$100,000	\$100,000	\$100,000	\$900,000
	REPLACE SCBA (2019 - 36 x \$6,700)	\$0	\$0	\$241,200	\$0	\$0	\$241,200
	REPLACE SCBA RADIOS (2019 - 36 x \$1,000)	\$0	\$0	\$36,000	\$0	\$0	\$36,000
	REPLACE DOOR LOCK SYSTEM	\$0	\$0	\$0	\$6,800	\$0	\$6,800
	REPLACE THERMAL IMAGING CAMERA - 1998	\$0	\$0	\$15,000	\$0	\$0	\$15,000
	REPLACE GARAGE DOORS STATION #1	\$0	\$0	\$9,000	\$0	\$0	\$9,000
	PAINT INTERIOR FIRE STATION #1	\$0	\$0	\$5,000	\$0	\$0	\$5,000
	PORTABLE SCENE LIGHTS	\$0	\$0	\$0	\$3,900	\$0	\$3,900
	REPLACE GEAR WASHER	\$0	\$0	\$0	\$0	\$5,000	\$5,000
	REPLACE HOSE / GEAR DRYER	\$0	\$0	\$0	\$0	\$13,500	\$13,500
	A/V & TECHNOLOGY IMPROVEMENT - TRAINING ROOM	\$0	\$0	\$0	\$0	\$10,000	\$10,000
	HELMET LIGHTS (45 X \$100)	\$4,500	\$0	\$0	\$0	\$0	\$4,500
	INSPECTION & ACCOUNTABILITY SOFTWARE / HARDWARE	\$16,005	\$0	\$0	\$0	\$0	\$16,005
	ADDITIONAL HEAT - STATION #2 APPARATUS BAY	\$0	\$3,500	\$0	\$0	\$0	\$3,500
	REPLACE PICNIC TABLES - STATION #2	\$0	\$0	\$0	\$0	\$1,500	\$1,500
	INSTALL OUTDOOR SHELTER - STATION #2	\$0	\$0	\$0	\$0	\$10,000	\$10,000
	TOTAL	\$530,790	\$514,205	\$620,357	\$352,357	\$342,657	\$2,360,366
	GENERAL	\$55,558	\$38,973	\$335,125	\$67,125	\$57,425	\$554,206
	FIRE STATION OPT-OUT	\$190,232	\$190,232	\$190,232	\$190,232	\$190,232	\$951,160
	GRANT FUNDS	\$285,000	\$285,000	\$95,000	\$95,000	\$95,000	\$855,000
	TOTAL	\$530,790	\$514,205	\$620,357	\$352,357	\$342,657	\$2,360,366
<b>CIVIL DEFENSE</b>	23rd STREET - TRANSFER STATION	\$0	\$0	\$0	\$0	\$0	\$0
101.115.xxx	TOTAL	\$0	\$0	\$0	\$0	\$0	\$0
	GENERAL	\$0	\$0	\$0	\$0	\$0	\$0

173

**CITY OF YANKTON**  
**FIVE YEAR CAPITAL IMPROVEMENT PLAN**

DEPARTMENT	DESCRIPTION	2017	2018	2019	2020	2021	TOTAL
<b>ENGINEERING</b> 101.122.xxx	RADIOS / SURVEY	\$0	\$0	\$0	\$0	\$0	\$0
	ELECTRONIC RECORDS STORAGE	\$0	\$0	\$15,000	\$0	\$0	\$15,000
	TOTAL STATION UPGRADE	\$8,267	\$0	\$0	\$0	\$10,000	\$18,267
	GPS	\$0	\$0	\$0	\$50,000	\$0	\$50,000
	FURNITURE & OFFICE EQUIPMENT	\$0	\$3,500	\$3,500	\$0	\$0	\$7,000
	TOTAL	\$8,267	\$3,500	\$18,500	\$50,000	\$10,000	\$90,267
	GENERAL	\$8,267	\$3,500	\$18,500	\$50,000	\$10,000	\$90,267
<b>STREETS</b> 101.123.xxx	REPLACE TRUCKS	\$132,880	\$140,000	\$320,000	\$350,000	\$0	\$942,880
	ASHPALT CRACK ROUTER	\$0	\$18,000	\$0	\$0	\$0	\$18,000
	ONE TON TRUCK REPLACEMENT	\$0	\$0	\$0	\$0	\$110,000	\$110,000
	REPLACE PICKUP	\$0	\$0	\$38,000	\$0	\$0	\$38,000
	JOINT / CRACK FILLER	\$0	\$55,000	\$0	\$0	\$0	\$55,000
	ASHPALT STORAGE TANK	\$0	\$0	\$90,000	\$0	\$0	\$90,000
	TRAFFIC CONTROL	\$0	\$25,000	\$0	\$0	\$0	\$25,000
	TRAFFIC CONTROL TRAILER	\$0	\$8,000	\$0	\$0	\$0	\$8,000
	AIR COMPRESSOR	\$0	\$20,000	\$0	\$0	\$0	\$20,000
	TRAINING ROOM / PARTS ROOM ADDITION	\$0	\$0	\$60,000	\$0	\$0	\$60,000
	RADIOS	\$0	\$0	\$25,000	\$0	\$0	\$25,000
	SKID LOADER (50/50 W/SNOW&ICE)	\$0	\$0	\$25,000	\$0	\$0	\$25,000
	CUTOFF SAW	\$0	\$5,000	\$0	\$0	\$0	\$5,000
	PAINT EQUIPMENT	\$0	\$15,000	\$0	\$0	\$0	\$15,000
	REPLACE LOADER	\$125,656	\$0	\$0	\$0	\$0	\$125,656
	MINI EXCAVATOR	\$0	\$0	\$0	\$150,000	\$0	\$150,000
	5TH WHEEL TRAILER	\$0	\$0	\$0	\$50,000	\$0	\$50,000
	ASPHALT PLANT REHAB	\$0	\$0	\$0	\$50,000	\$0	\$50,000
	REPLACE LOADER	\$0	\$0	\$0	\$170,000	\$0	\$170,000
	REPLACE STREET SWEEPER	\$0	\$0	\$0	\$0	\$220,000	\$220,000
	REPLACE QUONSET	\$0	\$0	\$0	\$0	\$65,000	\$65,000
	ACTIVE TRANSPORTATION PLAN PROJECTS	\$0	\$85,000	\$0	\$0	\$0	\$85,000
	MOSQUITO ABATEMENT EQUIPMENT	\$0	\$0	\$0	\$0	\$0	\$0
	SKID LOADER MOUNTED PLANER	\$0	\$0	\$20,000	\$0	\$0	\$20,000
	TOTAL	\$258,536	\$371,000	\$558,000	\$770,000	\$395,000	\$2,352,536
	GENERAL	\$258,536	\$371,000	\$558,000	\$770,000	\$395,000	\$2,352,536
	TOTAL	\$258,536	\$371,000	\$558,000	\$770,000	\$395,000	\$2,352,536
	<b>SNOW AND ICE REMOVAL</b> 101.124.xxx	REPLACE SNOW PLOWS	\$0	\$0	\$15,000	\$25,000	\$15,000
SNOW BOX		\$0	\$0	\$12,000	\$15,000	\$0	\$27,000
SLIP-IN STAINLESS STEEL SANDER		\$0	\$25,000	\$40,000	\$0	\$0	\$65,000
RESHINGLE SALT SHED		\$26,056	\$0	\$0	\$0	\$0	\$26,056
SKID LOADER (50/50 W/STREETS)		\$0	\$0	\$25,000	\$0	\$0	\$25,000
SNOWBLOWER		\$0	\$0	\$150,000	\$0	\$0	\$150,000
RADIOS		\$0	\$0	\$25,000	\$0	\$0	\$25,000
6X6 W / UNDERBODY (**\$57,486 Budget Supplement)		\$34,244	\$0	\$0	\$0	\$0	\$34,244
SANDER STORAGE RACK		\$0	\$0	\$0	\$0	\$30,000	\$30,000
TOTAL		\$60,300	\$25,000	\$267,000	\$40,000	\$45,000	\$437,300
GENERAL	\$60,300	\$25,000	\$267,000	\$40,000	\$45,000	\$437,300	

174

**CITY OF YANKTON**  
**FIVE YEAR CAPITAL IMPROVEMENT PLAN**

DESCRIPTION	2017	2018	2019	2020	2021	TOTAL
<b>CITY HALL</b>						
101.125.xxx						
LAWN CARE EQUIPMENT AND LANDSCAPING	\$1,000	\$1,000	\$1,000	\$1,000	\$1,000	\$5,000
WINDOW REPLACEMENT	\$0	\$0	\$0	\$135,000	\$150,000	\$285,000
CARPET / FLOORING REPLACEMENT	\$0	\$1,500	\$1,500	\$1,500	\$1,000	\$5,500
ROOF MAINTENANCE	\$0	\$5,000	\$5,000	\$0	\$5,000	\$15,000
BUILDING MASONRY REPAIR	\$2,000	\$0	\$0	\$2,000	\$0	\$4,000
ELECTRICAL WIRING / DATA WIRING	\$0	\$0	\$10,000	\$80,000	\$0	\$90,000
LIGHTS IN GYM	\$0	\$0	\$15,000	\$0	\$0	\$15,000
REPLACE SANITARY SEWER SERVICE	\$0	\$0	\$30,000	\$0	\$0	\$30,000
TOTAL	\$3,000	\$7,500	\$62,500	\$219,500	\$157,000	\$449,500
GENERAL	\$3,000	\$7,500	\$62,500	\$219,500	\$157,000	\$449,500
TOTAL	\$3,000	\$7,500	\$62,500	\$219,500	\$157,000	\$449,500
<b>TRAFFIC CONTROL</b>						
101.126.xxx						
NEW STREET LIGHTS / DETECTOR LOOPS & CIRCUITS	\$5,000	\$5,000	\$5,000	\$5,000	\$5,000	\$25,000
SCHOOL CROSSINGS	\$3,000	\$3,000	\$3,000	\$3,000	\$3,000	\$15,000
STREET LIGHTING REPLACEMENT	\$5,894	\$12,000	\$12,000	\$12,000	\$12,000	\$53,894
BUCKET TRUCK	\$0	\$0	\$150,000	\$0	\$0	\$150,000
SIGNAL SYSTEM UPGRADES / REPLACEMENT	\$10,000	\$25,000	\$25,000	\$25,000	\$25,000	\$110,000
TOTAL	\$23,894	\$45,000	\$195,000	\$45,000	\$45,000	\$353,894
GENERAL	\$23,894	\$45,000	\$195,000	\$45,000	\$45,000	\$353,894

**CITY OF YANKTON**  
**FIVE YEAR CAPITAL IMPROVEMENT PLAN**

DEPARTMENT	DESCRIPTION	2017	2018	2019	2020	2021	TOTAL
<b>AIRPORT - 127</b>	BARREL HANGER MAINTENANCE	\$2,000	\$76,000	\$25,000	\$0	\$7,000	\$110,000
<b>101.127.xxx</b>	HANGER (2017 LAST YEAR)	\$34,145	\$0	\$0	\$0	\$0	\$34,145
	INTEREST	\$6,697	\$0	\$0	\$0	\$0	\$6,697
	REPLACE FLOOR COVERINGS	\$0	\$0	\$4,000	\$0	\$0	\$4,000
	NEW FUELING SYSTEM	\$0	\$0	\$75,000	\$0	\$0	\$75,000
	SIGNAGE & RUNWAY APPURTENANCES	\$4,537	\$5,000	\$5,000	\$5,000	\$5,000	\$24,537
	TERMINAL BUILDING & FUEL EQUIPMENT REPLACEMENT	\$0	\$1,000	\$0	\$0	\$1,000	\$2,000
	PAVEMENT REPAIR	\$0	\$5,000	\$80,000	\$50,000	\$25,000	\$160,000
	FURNITURE REPLACEMENT	\$0	\$0	\$2,000	\$0	\$0	\$2,000
	LANDSCAPING	\$2,000	\$0	\$2,000	\$0	\$0	\$4,000
	ELECTRICAL LIGHTING & CEILING TILE REPLACEMENT	\$0	\$5,000	\$5,000	\$0	\$0	\$10,000
	LOADER	\$164,899	\$0	\$0	\$0	\$180,000	\$344,899
	KUBOTA RADIO	\$1,061	\$0	\$1,200	\$0	\$1,200	\$3,461
	TOW BAR	\$3,000	\$0	\$0	\$0	\$0	\$3,000
	LL FUEL TRUCK	\$0	\$0	\$0	\$100,000	\$0	\$100,000
	TUG REPLACEMENT	\$0	\$0	\$0	\$18,000	\$0	\$18,000
	MOWER REPLACEMENT	\$0	\$0	\$30,000	\$0	\$0	\$30,000
	VEHICLE REPLACEMENT	\$0	\$35,000	\$0	\$0	\$0	\$35,000
	OUTFRONT MOWER	\$0	\$0	\$25,000	\$0	\$0	\$25,000
	ROOF MAINTENANCE	\$0	\$5,000	\$0	\$0	\$0	\$5,000
	AIRPLANE	\$0	\$0	\$0	\$0	\$150,000	\$150,000
	SNOW BLOWER	\$0	\$0	\$110,000	\$0	\$0	\$110,000
	<b>SUBTOTAL</b>	\$218,339	\$132,000	\$364,200	\$173,000	\$369,200	\$1,256,739
	<b>Federal Grant Funding Ratio</b>	<b>90/5/5</b>	<b>90/5/5</b>	<b>90/5/5</b>	<b>90/5/5</b>	<b>90/5/5</b>	
<b>502.511.xxx</b>	CONSTRUCT RUNWAY REHAB (5% CITY / 5% STATE)	\$0	\$125,000	\$1,600,000	\$560,000	\$0	\$2,285,000
	RECONSTRUCT TAXIWAY HANGER TIE IN(100% CITY)	\$0	\$0	\$30,000	\$0	\$0	\$30,000
	RECONSTRUCT APRON - EXPANSION (5% CITY / 5% STATE) 502.511.xxx	\$11,209	\$750,000	\$0	\$0	\$0	\$761,209
	PAVEMENT MAINTENANCE (5% CITY / 5% STATE) 502.511.xxx	\$0	\$0	\$0	\$0	\$0	\$0
	NEW T-HANGER (100% CITY)	\$0	\$0	\$500,000	\$0	\$0	\$500,000
	TERMINAL APRON JOINT SEAL (5% CITY, 5% STATE)	\$50,000	\$0	\$0	\$0	\$0	\$50,000
	FAA NORTH ACCESS AND UTILITIES (5% CITY, 5% STATE)	\$0	\$0	\$0	\$0	\$230,000	\$230,000
	DESIGN / CONSTRUCT NORTH TAXIWAY (5% CITY, 5% STATE)	\$0	\$0	\$0	\$150,000	\$570,000	\$720,000
	ADDITIONAL CORP (100% CITY)	\$0	\$0	\$300,000	\$0	\$0	\$300,000
	<b>SUBTOTAL</b>	\$61,209	\$875,000	\$2,430,000	\$710,000	\$800,000	\$4,876,209
	<b>TOTAL</b>	\$279,548	\$1,007,000	\$2,794,200	\$883,000	\$1,169,200	\$6,132,948
	GENERAL	\$234,755	\$175,750	\$1,274,200	\$351,000	\$950,700	\$2,986,405
	BBB	\$34,145	\$0	\$0	\$0	\$0	\$34,145
	FEDERAL FUNDS	\$10,088	\$787,500	\$1,440,000	\$504,000	\$207,000	\$2,948,588
	STATE FUNDS	\$560	\$43,750	\$80,000	\$28,000	\$11,500	\$163,810
	<b>TOTAL</b>	\$279,548	\$1,007,000	\$2,794,200	\$883,000	\$1,169,200	\$6,132,948

176



**CITY OF YANKTON**  
**FIVE YEAR CAPITAL IMPROVEMENT PLAN**

DEPARTMENT	DESCRIPTION	2017	2018	2019	2020	2021	TOTAL
<b>SENIOR CITIZENS CENTER - 141</b>	CONCRETE REPLACEMENT	\$4,000	\$1,000	\$1,000	\$1,000	\$1,000	\$8,000
101.141.xxx	FLOORING	\$3,000	\$0	\$0	\$0	\$3,000	\$6,000
	WINDOW REPLACEMENT	\$1,000	\$1,000	\$1,000	\$1,000	\$0	\$4,000
	CEILING TILE	\$300	\$300	\$300	\$300	\$0	\$1,200
	LANDSCAPING	\$1,000	\$1,000	\$1,000	\$1,000	\$0	\$4,000
	TABLES / CHAIRS	\$1,000	\$1,000	\$1,000	\$1,000	\$0	\$4,000
	HOT WATER HEATER	\$0	\$1,500	\$0	\$0	\$0	\$1,500
	NEW ADDITION	\$0	\$0	\$0	\$0	\$1,000,000	\$1,000,000
	20 TON ROOFTOP UNIT, MAIN HALL ASSEMBLY	\$0	\$0	\$30,000	\$0	\$0	\$30,000
	PARKING LOT MAINTENANCE	\$0	\$5,000	\$0	\$0	\$0	\$5,000
	PARKING LOT CONCRETE RECONSTRUCTION	\$0	\$0	\$0	\$0	\$300,000	\$300,000
	ROOF REPAIR	\$0	\$0	\$3,000	\$0	\$0	\$3,000
	TOTAL	\$10,300	\$10,800	\$37,300	\$4,300	\$1,304,000	\$1,366,700
	GENERAL	\$5,150	\$5,400	\$18,650	\$2,150	\$152,000	\$183,350
	AMOUNT TO BE PROVIDED	\$0	\$0	\$0	\$0	\$1,000,000	\$1,000,000
	YANKTON COUNTY	\$5,150	\$5,400	\$18,650	\$2,150	\$152,000	\$183,350
	TOTAL	\$10,300	\$10,800	\$37,300	\$4,300	\$1,304,000	\$1,366,700
<b>LIBRARY - 142</b>	AUDIO VISUAL MATERIALS	\$13,000	\$13,500	\$14,000	\$14,500	\$15,000	\$70,000
101.142.xxx	NEW BOOKS	\$52,000	\$53,000	\$54,000	\$55,000	\$56,000	\$270,000
	LIBRARY ROOF	\$3,000	\$2,000	\$2,000	\$150,000	\$2,000	\$159,000
	STAFF CHAIRS / OFFICE FURNITURE	\$0	\$1,000	\$0	\$1,000	\$0	\$2,000
	LAPTOP	\$1,000	\$0	\$0	\$0	\$0	\$1,000
	eREADERS	\$500	\$0	\$0	\$0	\$0	\$500
	BATHROOM STALLS	\$0	\$0	\$10,000	\$0	\$0	\$10,000
	SOUTH DOORS	\$0	\$20,000	\$0	\$0	\$0	\$20,000
	NEW LIBRARY	\$0	\$0	\$0	\$0	\$12,000,000	\$12,000,000
	TOTAL	\$69,500	\$89,500	\$80,000	\$220,500	\$12,073,000	\$12,532,500
	GENERAL	\$69,500	\$89,500	\$80,000	\$220,500	\$73,000	\$532,500
	AMOUNT TO BE PROVIDED	\$0	\$0	\$0	\$0	\$12,000,000	\$12,000,000
	TOTAL	\$69,500	\$89,500	\$80,000	\$220,500	\$12,073,000	\$12,532,500

177

**CITY OF YANKTON**  
**FIVE YEAR CAPITAL IMPROVEMENT PLAN**

DEPARTMENT	DESCRIPTION	2017	2018	2019	2020	2021	TOTAL
<b>PARKS &amp; RECREATION</b> <b>201.201.xxx</b>	LANDSCAPING (201.201.301)	\$7,000	\$7,000	\$7,000	\$7,000	\$7,000	\$35,000
	LAWN MOWERS (201.201.350)	\$0	\$0	\$15,000	\$15,000	\$80,000	\$110,000
	PLAYGROUND EQUIPMENT (201.201.350)	\$211,000	\$50,000	\$15,000	\$75,000	\$15,000	\$366,000
	SHOP EQUIPMENT (201.201.350)	\$1,000	\$1,000	\$1,000	\$1,000	\$1,000	\$5,000
	LAWN CARE EQUIPMENT (201.201.350)	\$3,000	\$3,000	\$3,000	\$3,000	\$3,000	\$15,000
	TRUCKS (201.201.350)	\$0	\$0	\$32,000	\$32,000	\$35,000	\$99,000
	PARK FURNITURE (201.201.350)	\$6,000	\$6,000	\$8,000	\$8,000	\$8,000	\$36,000
	NEW HOLLAND TRACTOR REPLACEMENT	\$0	\$0	\$0	\$29,000	\$0	\$29,000
	SMITHCO BALL DIAMOND DRAG MACHINE	\$0	\$0	\$20,000	\$0	\$0	\$20,000
	TWO WHEEL TRAILER (201.201.350)	\$0	\$0	\$2,500	\$0	\$0	\$2,500
	TRAILER TO REPLACE SKID STEER TRAILER (201.201.350)	\$2,780	\$0	\$0	\$0	\$0	\$2,780
	SOIL PULVERIZER FOR GROUND PREPARATION (201.201.350)	\$0	\$0	\$3,500	\$0	\$0	\$3,500
	SKID LOADER AUGER DRIVER UNIT (201.201.350)	\$1,830	\$0	\$0	\$0	\$0	\$1,830
	<b>SUBTOTAL (200 SERIES)</b>		\$232,610	\$67,000	\$107,000	\$170,000	\$149,000
<b>503.54x.xxx</b>	TENNIS COURT RESURFACING (503.xxx.xxx)	\$0	\$25,000	\$0	\$0	\$0	\$25,000
	RIVERSIDE PARK - REPLACE BOAT DOCK WITH KAYAK LAUNCH	\$17,619	\$0	\$0	\$0	\$0	\$17,619
	RIVERSIDE PARK - WEDDING GAZEBO TO REPLACE CONCRETE UMB. (503.544.3	\$0	\$0	\$47,812	\$0	\$0	\$47,812
	RIVERSIDE PARK - BATHROOM RENOVATION (503.544.320)	\$15,000	\$0	\$0	\$0	\$0	\$15,000
	RIVERSIDE PARK - AMPHITHEATRE RAILINGS (503.544.320)	\$0	\$0	\$20,000	\$0	\$0	\$20,000
	RIVERSIDE PARK - RESHINGLE CAPITOL BUILDING (503.544.320)	\$9,924	\$0	\$0	\$0	\$0	\$9,924
	RIVERSIDE PARK - HEAT UTILITY AREA OF BASEBALL & SOFTBALL REST	\$3,600	\$0	\$0	\$0	\$0	\$3,600
	RIVERSIDE PARK - HEAT UTILITY AREA OF RESTROOMS BY SHELTER #3	\$0	\$0	\$3,000	\$0	\$0	\$3,000
	RIVERSIDE PARK - STADIUM SEATING	\$0	\$0	\$0	\$85,000	\$0	\$85,000
	RIVERSIDE PARK - STADIUM TICKET BOOTH & FAN ENTRANCE	\$0	\$0	\$0	\$42,500	\$0	\$42,500
	RIVERSIDE PARK - BANK ENHANCEMENTS	\$0	\$0	\$0	\$500,000	\$0	\$500,000
	RIVERSIDE PARK - BOAT RAMP LIGHTING	\$0	\$0	\$0	\$50,000	\$0	\$50,000
	PERFORMANCE STAGE	\$0	\$0	\$0	\$1,500,000	\$0	\$1,500,000
	BLEACHERS - ALL OUTDOOR 4 SETS PER YEAR TO MEET STANDARDS	\$10,066	\$0	\$25,000	\$25,000	\$25,000	\$85,066
	SIDEWALKS IN PARKS	\$0	\$0	\$11,000	\$11,000	\$11,000	\$33,000
	PARK SIGNS	\$0	\$5,000	\$5,000	\$0	\$5,000	\$15,000
	PARK STORAGE & RESTROOM BUILDINGS - REPLACE DOORS & FRAMES	\$6,000	\$0	\$6,000	\$6,000	\$6,000	\$24,000
	SUMMER WELCOME BANNERS - 32 ON BROADWAY, 10 ON HWY 50	\$0	\$10,000	\$10,000	\$0	\$0	\$20,000
	CHRISTMAS GARLAND & BOWS - 20 POLES @ \$200 / POLE	\$0	\$10,000	\$0	\$0	\$10,000	\$20,000
	COMMISSIONER IDEAS FROM NLC	\$0	\$0	\$15,000	\$125,000	\$0	\$140,000
	COMMUNITY GARDEN	\$0	\$0	\$5,000	\$0	\$0	\$5,000
	MEMORIAL PARK - REPLACE TRAILS	\$0	\$0	\$50,000	\$50,000	\$50,000	\$150,000
	MEMORIAL PARK - MOVE SOFTBALL FIELDS / NEW DUGOUTS / FENCING	\$0	\$0	\$20,000	\$0	\$0	\$20,000
	MEMORIAL PARK - ADDITIONAL WATER MAIN	\$0	\$0	\$0	\$0	\$30,000	\$30,000
	MEMORIAL PARK - NEW SHINGLES LARGE SHELTER	\$11,789	\$0	\$0	\$0	\$0	\$11,789
	MEMORIAL PARK - RENOVATE BASKETBALL COURT	\$0	\$0	\$0	\$115,000	\$0	\$115,000
	MEMORIAL PARK - HEAT THE UTILITY AREA OF SOUTH RESTROOM	\$0	\$0	\$0	\$2,000	\$0	\$2,000
	CROCKET PARK - 1/2 BASKETBALL COURT, LANDSCAPING, OPEN AIR SHELTER	\$0	\$0	\$20,000	\$0	\$0	\$20,000
	REMOTE CONTROL AIRPLANE STRIP, RC CAR TRACK	\$0	\$0	\$0	\$0	\$20,000	\$20,000

178

**CITY OF YANKTON**  
**FIVE YEAR CAPITAL IMPROVEMENT PLAN**

DEPARTMENT	DESCRIPTION	2017	2018	2019	2020	2021	TOTAL	
<b>PARKS &amp; RECREATION</b> 201.201.xxx	RIDGEWAY PARK - ADDITIONAL 1/2 BASKETBALL COURT	\$0	\$0	\$20,000	\$0	\$0	\$20,000	
	SERTOMA PARK - SIDEWALKS, COMFORT STATION TO PARKING / SEATING	\$0	\$0	\$10,000	\$10,000	\$0	\$20,000	
	SERTOMA PARK - UPGRADE BLEACHERS, SHADE STRUCTURES, PAVEMENT	\$0	\$0	\$0	\$925,000	\$290,000	\$1,215,000	
	SERTOMA PARK - BASKETBALL COURT	\$0	\$0	\$0	\$0	\$25,000	\$25,000	
	SERTOMA PARK CONCESSION RENOVATION	\$0	\$0	\$423,000	\$0	\$0	\$423,000	
	SERTOMA PARK - OPEN AIR SHELTERS	\$0	\$0	\$10,000	\$10,000	\$10,000	\$30,000	
	SERTOMA PARK - LIGHTS FOR FOOTBALL FIELD	\$0	\$0	\$30,000	\$0	\$0	\$30,000	
	SERTOMA PARK - EXPANDED PARKING LOTS	\$0	\$0	\$0	\$289,300	\$0	\$289,300	
	SERTOMA PARK - PARK SIGNS	\$2,100	\$0	\$0	\$0	\$0	\$2,100	
	WESTIDE PARK - UPDATE BRIDGE	\$0	\$0	\$200,000	\$0	\$0	\$200,000	
	WESTSIDE PARK - RESTROOM REMODELING	\$0	\$0	\$100,000	\$0	\$0	\$100,000	
	<b>SUBTOTAL (500 SERIES)</b>		\$76,098	\$50,000	\$1,030,812	\$3,745,800	\$482,000	\$5,384,710
	TOTAL		\$308,708	\$117,000	\$1,117,812	\$3,915,800	\$631,000	\$6,090,320
	GENERAL		\$268,708	\$97,000	\$1,107,812	\$3,915,800	\$621,000	\$6,010,320
AMOUNT TO BE PROVIDED - BBB		\$0	\$20,000	\$10,000	\$0	\$10,000	\$40,000	
GRANTS		\$40,000	\$0	\$0	\$0	\$0	\$40,000	
TOTAL		\$308,708	\$117,000	\$1,117,812	\$3,915,800	\$631,000	\$6,090,320	
<b>MEMORIAL PARK POOL</b> 202.202.xxx	FURNITURE REPLACEMENT	\$2,000	\$2,000	\$2,000	\$2,000	\$2,000	\$10,000	
	FILTER UPGRADE WITH PIPING	\$0	\$0	\$0	\$50,000	\$0	\$50,000	
	ADA LIFT	\$4,000	\$0	\$0	\$0	\$0	\$4,000	
	REPLACE POOL LIGHT TOWER FIXTURES	\$0	\$0	\$10,000	\$10,000	\$10,000	\$30,000	
	PHASE I - POOL CONSTRUCTION	\$0	\$0	\$4,010,000	\$0	\$0	\$4,010,000	
	PHASE II - POOL CONSTRUCTION	\$0	\$0	\$0	\$3,500,000	\$0	\$3,500,000	
	TOTAL	\$6,000	\$2,000	\$4,022,000	\$3,562,000	\$12,000	\$7,604,000	
	GENERAL	\$6,000	\$2,000	\$12,000	\$62,000	\$12,000	\$94,000	
AMOUNT TO BE PROVIDED	\$0	\$0	\$4,010,000	\$3,500,000	\$0	\$7,510,000		
TOTAL	\$6,000	\$2,000	\$4,022,000	\$3,562,000	\$12,000	\$7,604,000		
<b>MARNE CREEK</b> 204.204.xxx	LAWN CARE EQUIPMENT	\$1,000	\$1,000	\$1,000	\$1,000	\$25,000	\$29,000	
	MAINTENANCE TRAIL CONSTRUCTION	\$20,000	\$20,000	\$20,000	\$20,000	\$20,000	\$100,000	
	DIRECTIONAL SIGNAGE	\$0	\$7,000	\$7,000	\$7,000	\$7,000	\$28,000	
	TRUCK AND SNOW BLADE	\$37,000	\$0	\$0	\$0	\$0	\$37,000	
	JOHN DEERE GATOR	\$0	\$0	\$26,000	\$0	\$0	\$26,000	
	TRAIL AMENITIES - BENCHES, TRASH CAN HOLDERS	\$2,000	\$2,000	\$2,000	\$2,000	\$2,000	\$10,000	
	TRAIL EXTENSION TO FOX RUN NEIGHBORHOODS	\$0	\$0	\$0	\$0	\$225,000	\$225,000	
	BANK STABILIZATION	\$10,000	\$10,000	\$10,000	\$10,000	\$10,000	\$50,000	
	LAND ACQUISITION	\$30,000	\$30,000	\$30,000	\$30,000	\$30,000	\$150,000	
	TOTAL	\$100,000	\$70,000	\$96,000	\$70,000	\$319,000	\$655,000	
	GENERAL	\$40,000	\$10,000	\$36,000	\$10,000	\$202,750	\$298,750	
CAPITAL IMPROVEMENT SALES TAX	\$60,000	\$60,000	\$60,000	\$60,000	\$116,250	\$356,250		
TOTAL	\$100,000	\$70,000	\$96,000	\$70,000	\$319,000	\$655,000		

179

**CITY OF YANKTON**  
FIVE YEAR CAPITAL IMPROVEMENT PLAN

DEPARTMENT	DESCRIPTION	2017	2018	2019	2020	2021	TOTAL
<b>BRIDGE &amp; STREET FUND</b> 207.221.xxx	PAINT BRIDGES & REPAIR	\$16,500	\$20,000	\$20,000	\$20,000	\$20,000	\$96,500
	ROAD MATERIALS	\$50,000	\$50,000	\$50,000	\$50,000	\$50,000	\$250,000
	PINE STREET BRIDGE REPLACEMENT (BIG)	\$11,420	\$1,412,321	\$0	\$0	\$0	\$1,423,741
	PINE STREET BRIDGE HISTORIC MARKER	\$0	\$15,000	\$0	\$0	\$0	\$15,000
	23RD STREET BRIDGE	\$0	\$0	\$50,000	\$0	\$0	\$50,000
	CEDAR STREET BRIDGE (BIG?)	\$0	\$0	\$500,000	\$0	\$0	\$500,000
	MERIDIAN BRIDGE INSPECTION	\$0	\$0	\$0	\$0	\$600,000	\$600,000
	TOTAL	\$77,920	\$1,497,321	\$620,000	\$70,000	\$70,000	\$2,335,241
	ROAD AND BRIDGE FUND	\$21,398	\$21,398	\$21,398	\$21,398	\$21,398	\$106,990
	CAPITAL IMPROVEMENT SALES TAX	\$56,522	\$621,018	\$198,602	\$48,602	\$48,602	\$973,346
	BIG AID	\$0	\$854,905	\$400,000	\$0	\$0	\$1,254,905
TOTAL	\$77,920	\$1,497,321	\$620,000	\$70,000	\$70,000	\$2,335,241	
<b>911 / DISPATCH</b> 208.208.xxx	COMPUTER EQUIPMENT	\$4,000	\$20,000	\$4,000	\$4,000	\$4,000	\$36,000
	RADIO PROJECT 911 ELIGIBLE COSTS	\$600,000	\$0	\$0	\$0	\$0	\$600,000
	TOTAL	\$604,000	\$20,000	\$4,000	\$4,000	\$4,000	\$636,000
	GENERAL	\$0	\$20,000	\$4,000	\$4,000	\$4,000	\$32,000
	E911 FUNDS / FINANCING	\$604,000	\$0	\$0	\$0	\$0	\$604,000
TOTAL	\$604,000	\$20,000	\$4,000	\$4,000	\$4,000	\$636,000	
<b>WATER UTILITY</b> 601.601.xxx & 602.602.xxx	REPLACE PIPE LOCATOR	\$0	\$6,000	\$0	\$6,000	\$0	\$12,000
	CURB STOP LOCATOR	\$1,382	\$1,000	\$1,000	\$0	\$0	\$3,382
	LAWN EQUIPMENT	\$12,109	\$0	\$0	\$0	\$0	\$12,109
	MULTIPARAMETER TESTER	\$1,408	\$0	\$0	\$0	\$0	\$1,408
	PICKUP TRUCKS	\$0	\$29,000	\$29,000	\$0	\$0	\$58,000
	RADIO SYSTEM UPGRADES	\$0	\$0	\$30,000	\$0	\$0	\$30,000
	GENERATOR (SPLIT WITH WASTEWATER)	\$0	\$0	\$30,000	\$0	\$0	\$30,000
	PANEL VIEWS	\$8,000	\$0	\$0	\$0	\$0	\$8,000
	PRESSURE REDUCING VALVES (5@\$30,000)	\$30,000	\$30,000	\$30,000	\$30,000	\$30,000	\$150,000
	CLARIFIER TROUGH REPLACEMENT #2	\$0	\$0	\$0	\$500,000	\$0	\$500,000
	TREATMENT PLANT IMPROVEMENTS	\$17,000,000	\$17,000,000	\$0	\$0	\$0	\$34,000,000
FILL STATION	\$25,000	\$0	\$0	\$0	\$0	\$25,000	
PLANT #2 PIPING	\$0	\$0	\$30,000	\$30,000	\$0	\$60,000	

180

**CITY OF YANKTON**  
**FIVE YEAR CAPITAL IMPROVEMENT PLAN**

DEPARTMENT	DESCRIPTION	2017	2018	2019	2020	2021	TOTAL
<b>WATER UTILITY</b>	WEST STREET, 8TH TO 9TH	\$0	\$0	\$64,000	\$0	\$0	\$64,000
<b>601.601.xxx &amp; 602.602.xxx</b>	LOCUST STREET, 4TH TO 8TH	\$0	\$0	\$1,777,000	\$0	\$0	\$1,777,000
	LOCUST STREET, 15TH TO N SIDE OF BRIDGE	\$0	\$0	\$188,000	\$0	\$0	\$188,000
	BROADWAY, 31ST TO WILSON TRAILER - WATER MAIN REPLACEMENT	\$0	\$0	\$60,000	\$0	\$0	\$60,000
	WALNUT @ 8TH STREET - WATER MAIN REPLACEMENT -(S)	\$0	\$0	\$0	\$80,000	\$0	\$80,000
	CEDAR ST, 7TH TO 10TH - WATER MAIN REPLACEMENT	\$0	\$0	\$50,000	\$0	\$0	\$50,000
	ELM ST, 20TH TO 21ST - WATER MAIN REPLACEMENT	\$0	\$0	\$0	\$50,000	\$0	\$50,000
	EAST HWY 50 WATERMAIN REPLACEMENT -(S/WW)	\$350,000	\$0	\$0	\$0	\$0	\$350,000
	8TH STREET, BURLEIGH TO FERDIG -(S)	\$0	\$0	\$300,000	\$0	\$0	\$300,000
	RIVERSIDE DRIVE, LINN TO GREEN -(S/WW)	\$0	\$0	\$200,000	\$0	\$0	\$200,000
	8TH STREET, LINN TO SUMMIT -(S)	\$0	\$342,000	\$0	\$0	\$0	\$342,000
	8TH STREET, LINN TO SUMMIT WESTSIDE DRIVE W & WW LOOP - (WW/S)	\$0	\$75,000	\$0	\$0	\$0	\$75,000
	MAPLE STREET, 4TH TO 6TH - WATER MAIN REPLACEMENT -(S?)	\$125,000	\$0	\$0	\$0	\$0	\$125,000
	SPRUCE STREET, 4TH TO 6TH - WATER MAIN REPLACEMENT- (S)	\$0	\$0	\$125,000	\$0	\$0	\$125,000
	CEDAR ST, 19TH TO 21ST - WATER MAIN REPLACEMENT -(S)	\$0	\$0	\$0	\$125,000	\$0	\$125,000
	WALNUT STREET, 2ND TO 4TH -(S)	\$0	\$125,000	\$0	\$0	\$0	\$125,000
	GIS MAPPING (SPLIT WITH WASTEWATER)	\$5,000	\$0	\$0	\$0	\$0	\$5,000
	10TH ST, SUMMIT TO JACKSON - WATER MAIN REPLACEMENT	\$0	\$0	\$125,000	\$0	\$0	\$125,000
	BILL BAGGS ROAD EXTENSION -(S)	\$0	\$0	\$0	\$150,000	\$0	\$150,000
	COLLECTOR WELL	\$500,000	\$0	\$0	\$0	\$0	\$500,000
	CHAMBER CONCRETE - COLLECTOR WELL	\$0	\$63,000	\$0	\$0	\$0	\$63,000
	JACQUELINE CULDESAC - WATERMAIN REPLACEMENT	\$60,000	\$0	\$0	\$0	\$0	\$60,000
	CEDAR ST, 2ND TO 4TH -(S)	\$0	\$0	\$125,000	\$0	\$0	\$125,000
	MIXERS FOR NORTH AND WEST TOWERS	\$0	\$0	\$46,000	\$46,000	\$0	\$92,000
	RADIO CNTRLS TO W TOWER/WESTSIDE PARK BOOSTER/N TOWER	\$0	\$60,000	\$0	\$0	\$0	\$60,000
	RESERVE FOR FUTURE IMPROVEMENTS	\$75,000	\$75,000	\$75,000	\$0	\$0	\$225,000
	<b>TOTAL</b>	<b>\$18,192,899</b>	<b>\$17,806,000</b>	<b>\$3,285,000</b>	<b>\$1,017,000</b>	<b>\$30,000</b>	<b>\$40,330,899</b>
	WATER FUNDS	\$692,899	\$17,806,000	\$3,285,000	\$1,017,000	\$30,000	\$22,830,899
	FEDERAL AID (SRF LOAN, DOT & CORPS - BRIDGE PROJECT)	\$17,500,000	\$0	\$0	\$0	\$0	\$17,500,000
	<b>TOTAL</b>	<b>\$18,192,899</b>	<b>\$17,806,000</b>	<b>\$3,285,000</b>	<b>\$1,017,000</b>	<b>\$30,000</b>	<b>\$40,330,899</b>

181

**CITY OF YANKTON**  
**FIVE YEAR CAPITAL IMPROVEMENT PLAN**

DEPARTMENT	DESCRIPTION	2017	2018	2019	2020	2021	TOTAL
<b>WASTEWATER UTILITY</b>	RADIO	\$700	\$0	\$0	\$0	\$0	\$700
<b>611.611.xxx</b>	REPLACE LAB EQUIPMENT	\$1,000	\$7,000	\$7,000	\$7,000	\$7,000	\$29,000
	ICE MAKER	\$0	\$0	\$4,000	\$0	\$0	\$4,000
	REPLACE VEHICLE	\$0	\$29,000	\$35,000	\$0	\$0	\$64,000
	SKID LOADER	\$0	\$45,000	\$0	\$0	\$0	\$45,000
	GENERATOR (SPLIT WITH WATER)	\$0	\$0	\$30,000	\$0	\$0	\$30,000
	LAB WATER STILL	\$0	\$7,000	\$0	\$0	\$0	\$7,000
	<b>GAS DETECTOR</b>	<b>\$30,000</b>	\$0	\$0	\$0	\$0	\$30,000
	BOD INCUBATOR	\$2,700	\$0	\$0	\$0	\$0	\$2,700
	HSC STATION REMOVED	\$0	\$50,000	\$0	\$0	\$0	\$50,000
	SCREENING FOR LAGOONS	\$0	\$0	\$0	\$6,000	\$0	\$6,000
	CLARIFIER - SANDBLAST & PAINT	\$0	\$0	\$0	\$15,000	\$0	\$15,000
	MANHOLE REPAIR	\$25,000	\$25,000	\$25,000	\$25,000	\$25,000	\$125,000
	<b>LIFT STATION REHAB</b>	<b>\$2,078,591</b>	\$0	\$0	\$0	\$0	\$2,078,591
	<b>EAST HWY 50</b>	<b>\$390,966</b>	\$0	\$0	\$0	\$0	\$390,966
	LIFT STATION GRAVITY SEWER	\$0	\$2,200,000	\$0	\$0	\$0	\$2,200,000
	LIFT STATION REMOVAL	\$100,000	\$0	\$0	\$0	\$0	\$100,000
	LIFT STATION FORCE MAIN	\$350,000	\$0	\$0	\$0	\$0	\$350,000
	EAST HWY 50 EXTENSION - (S/W)	\$0	\$0	\$10,000	\$1,135,000	\$0	\$1,145,000
	RIVERSIDE DRIVE, BROADWAY TO GREEN - (S/W)	\$0	\$0	\$125,000	\$0	\$0	\$125,000
	AERATION DIFFUSERS	\$20,000	\$0	\$0	\$0	\$0	\$20,000
	WASTEWATER MASTER PLAN	\$0	\$0	\$0	\$100,000	\$0	\$100,000
	INLET WORKS IMPROVEMENTS	\$0	\$0	\$0	\$0	\$2,000,000	\$2,000,000
	UV SYSTEM UPGRADES	\$0	\$0	\$0	\$0	\$50,000	\$50,000
	SCADA - REPLACEMENT	\$15,000	\$0	\$0	\$0	\$0	\$15,000
	SEWER PLANT - UNDERGROUND PIPING	\$0	\$0	\$0	\$0	\$1,300,000	\$1,300,000
	WATER LAGOON CONSTRUCTION	\$0	\$0	\$0	\$0	\$500,000	\$500,000
	DIGESTER COVERS - BEADBLAST & PAINT	\$0	\$0	\$0	\$0	\$3,000,000	\$3,000,000
	8TH STREET, BURLEIGH TO FERDIG - (S/W)	\$0	\$0	\$205,000	\$0	\$0	\$205,000
	8TH STREET, LINN TO SUMMIT - (S/W)	\$0	\$426,000	\$0	\$0	\$0	\$426,000
	<b>8TH STREET, LINN TO SUMMIT WESTSIDE DRIVE W &amp; WW LOOP - (W/S)</b>	<b>\$0</b>	<b>\$69,000</b>	\$0	\$0	\$0	\$69,000
	RESERVE FOR FUTURE IMPROVEMENTS	\$35,000	\$35,000	\$35,000	\$35,000	\$0	\$140,000
	<b>TOTAL</b>	<b>\$3,048,957</b>	<b>\$2,893,000</b>	<b>\$476,000</b>	<b>\$1,323,000</b>	<b>\$6,882,000</b>	<b>\$14,622,957</b>
	WASTEWATER UTILITY	\$3,048,957	\$693,000	\$476,000	\$1,323,000	\$6,882,000	\$12,422,957
	FEDERAL AID (SRF LOAN)	\$0	\$2,200,000	\$0	\$0	\$0	\$2,200,000
	<b>TOTAL</b>	<b>\$3,048,957</b>	<b>\$2,893,000</b>	<b>\$476,000</b>	<b>\$1,323,000</b>	<b>\$6,882,000</b>	<b>\$14,622,957</b>

182

**CITY OF YANKTON**  
FIVE YEAR CAPITAL IMPROVEMENT PLAN

DEPARTMENT	DESCRIPTION	2017	2018	2019	2020	2021	TOTAL
<b>CEMETERY</b> 621.621.xxx	LANDSCAPING	\$1,000	\$1,000	\$1,000	\$1,000	\$1,000	\$5,000
	REPLACE MOWERS & TRIMMERS	\$10,587	\$0	\$0	\$12,000	\$12,000	\$34,587
	ZRATOR - ZERO TURN AERATOR	\$0	\$0	\$10,000	\$0	\$0	\$10,000
	REPURCHASE CEMETERY LOTS	\$500	\$500	\$500	\$500	\$500	\$2,500
	REPAIR OLD HEADSTONES	\$1,000	\$1,000	\$1,000	\$1,000	\$1,000	\$5,000
	CONCRETE ROAD REPLACEMENT	\$0	\$0	\$10,000	\$10,000	\$10,000	\$30,000
	REPLACE SKID STEER, BACK-HOE, SNOW BLOWER	\$0	\$0	\$40,000	\$0	\$0	\$40,000
	MAUSOLEUM / CREMATORIUM	\$0	\$0	\$0	\$0	\$100,000	\$100,000
	TOTAL	\$13,087	\$2,500	\$62,500	\$24,500	\$124,500	\$227,087
	GENERAL	\$13,087	\$2,500	\$62,500	\$24,500	\$124,500	\$227,087
<b>SOLID WASTE COLLECTION</b> 631.631.xxx	REPLACE TRACTOR	\$0	\$0	\$120,000	\$0	\$0	\$120,000
	REPLACE COMPACTOR TRUCK	\$0	\$165,000	\$0	\$200,000	\$0	\$365,000
	RECONDITION COMPOST TURNER	\$0	\$6,000	\$0	\$6,000	\$0	\$12,000
	TROMMEL SCREEN MAINTENANCE	\$0	\$0	\$5,000	\$0	\$0	\$5,000
<b>SINGLE STREAM / ROLL CART COLLECTION</b>	ROLL CARTS	\$494,280	\$10,000	\$0	\$10,000	\$0	\$514,280
	TRUCK TIPPERS	\$44,081	\$0	\$0	\$0	\$0	\$44,081
	SEMI TRACTOR	\$55,497	\$0	\$0	\$0	\$0	\$55,497
	WALKING FLOOR TRAILER	\$79,600	\$0	\$0	\$0	\$0	\$79,600
	BUILDING MODIFICATIONS	\$5,000	\$0	\$0	\$0	\$0	\$5,000
	INCREASED COMPACTOR TRUCK COST	\$0	\$0	\$0	\$110,000	\$0	\$110,000
	TOTAL	\$678,458	\$181,000	\$125,000	\$326,000	\$0	\$1,310,458
	SOLID WASTE COLLECTION FUND	\$363,458	\$181,000	\$125,000	\$326,000	\$0	\$995,458
DENR GRANT / LOAN	\$315,000	\$0	\$0	\$0	\$0	\$315,000	
TOTAL	\$678,458	\$181,000	\$125,000	\$326,000	\$0	\$1,310,458	
<b>SOLID WASTE DISPOSAL AND RECYCLING (JOINT POWERS)</b> 637.637.xxx	REPLACE TRANSFER TRAILER	\$66,283	\$80,000	\$80,000	\$80,000	\$80,000	\$386,283
	RUBBLE TRENCH	\$25,000	\$25,000	\$25,000	\$25,000	\$25,000	\$125,000
	RUBBLE TRENCH SURVEY & PERMIT	\$0	\$9,000	\$0	\$0	\$0	\$9,000
	BUILDING ADDITION DEBT SERVICE (DENR \$352,680 @ 3% 20 YEARS)	\$24,021	\$24,021	\$24,021	\$24,021	\$24,021	\$120,105
	CLOSURE	\$0	\$0	\$0	\$40,000	\$0	\$40,000
	PAVEMENT ADDITIONS & REPLACEMENT	\$0	\$10,000	\$0	\$0	\$0	\$10,000
	REDESIGN AND MOVE GATEHOUSE / REPLACE SCALE	\$4,821	\$0	\$0	\$0	\$0	\$4,821
	REPLACE SKID LOADER	\$0	\$50,000	\$0	\$0	\$0	\$50,000
	OVERHEAD DOOR REPLACEMENT	\$9,000	\$11,000	\$11,000	\$11,000	\$11,000	\$53,000
	DUMP FLOOR REHABILITATION	\$0	\$30,000	\$0	\$30,000	\$0	\$60,000
	EXCAVATOR REPLACEMENT	\$0	\$0	\$130,000	\$0	\$0	\$130,000
	REPLACE LAWN MOWER	\$0	\$0	\$0	\$18,000	\$0	\$18,000
	TRANSFER BUILDING SEWER REHAB	\$0	\$0	\$0	\$75,000	\$0	\$75,000
	REPLACE YARD TRACTOR	\$0	\$0	\$0	\$0	\$90,000	\$90,000
	TOTAL	\$129,125	\$239,021	\$270,021	\$303,021	\$230,021	\$1,171,209
JOINT POWERS FUND	\$129,125	\$239,021	\$270,021	\$303,021	\$230,021	\$1,171,209	
TOTAL	\$129,125	\$239,021	\$270,021	\$303,021	\$230,021	\$1,171,209	

**CITY OF YANKTON**  
**FIVE YEAR CAPITAL IMPROVEMENT PLAN**

DEPARTMENT	DESCRIPTION	2017	2018	2019	2020	2021	TOTAL
<b>FOX RUN GOLF COURSE</b>	BUNKER / SAND TRAP RAKE	\$0	\$0	\$15,000	\$0	\$0	\$15,000
<b>641.641.xxx</b>	RESTROOM PARTITIONS	\$0	\$5,000	\$0	\$0	\$0	\$5,000
	SIMULATOR SCREEN	\$1,000	\$0	\$0	\$0	\$0	\$1,000
	REPLACE CONCRETE AROUND CART SHEDS	\$0	\$10,000	\$10,000	\$0	\$0	\$20,000
	CONCRETE CART PATHS	\$0	\$10,000	\$10,000	\$10,000	\$10,000	\$40,000
	TCE - TRIPLEX GREENS MOWERS (2)	\$0	\$27,000	\$27,000	\$27,000	\$0	\$81,000
	TCE - UTILITY CARTS (5)	\$0	\$30,000	\$0	\$50,000	\$30,000	\$110,000
	TCE - FAIRWAY MOWERS (3)	\$98,870	\$0	\$0	\$0	\$0	\$98,870
	VICON SPREADER	\$0	\$0	\$0	\$7,000	\$0	\$7,000
	CUSHMAN CORE HARVESTOR	\$0	\$0	\$9,000	\$0	\$0	\$9,000
	VIBRATORY GREENS ROLLING SYSTEM	\$0	\$0	\$12,000	\$0	\$0	\$12,000
	GROOMER ATTACHMENT FOR GREENS MOWER	\$0	\$0	\$19,000	\$0	\$0	\$19,000
	TORO TRI-PLEX TRIM MOWER	\$0	\$0	\$0	\$0	\$40,000	\$40,000
	TURF SPRAYER AND GUN	\$0	\$0	\$0	\$12,000	\$0	\$12,000
	EASY PICKER RANGE PICKER	\$0	\$0	\$5,000	\$0	\$0	\$5,000
	NEW SERVER, SOFTWARE, CC PROCESSING EQUIPMENT	\$5,000	\$0	\$0	\$0	\$0	\$5,000
	TURF SLICER, WATER TANKS, ELECTRIC LIFT	\$0	\$0	\$0	\$15,000	\$0	\$15,000
	AERATOR	\$0	\$0	\$0	\$0	\$30,000	\$30,000
	KUBOTA TRACTOR WITH ATTACHMENTS	\$0	\$0	\$0	\$15,000	\$0	\$15,000
	CONTOUR ROTARY MOWER (ROUGHES)	\$0	\$0	\$0	\$0	\$50,000	\$50,000
	KUBOTA MOWER	\$0	\$0	\$0	\$0	\$18,000	\$18,000
	<b>TOTAL</b>	<b>\$104,870</b>	<b>\$82,000</b>	<b>\$107,000</b>	<b>\$136,000</b>	<b>\$178,000</b>	<b>\$607,870</b>
	DEPRECIATION	\$60,000	\$60,000	\$60,000	\$60,000	\$60,000	\$300,000
	GOLF COURSE RESERVE REDUCTION / INCREASE	\$44,870	\$22,000	\$47,000	\$76,000	\$118,000	\$307,870
	<b>TOTAL</b>	<b>\$104,870</b>	<b>\$82,000</b>	<b>\$107,000</b>	<b>\$136,000</b>	<b>\$178,000</b>	<b>\$607,870</b>
	Beginning Balance	\$1,400	(\$43,470)	(\$65,470)	(\$112,470)	(\$188,470)	
	Required for Capital Expenditures	\$44,870	\$22,000	\$47,000	\$76,000	\$118,000	
	Estimated Balance	(\$43,470)	(\$65,470)	(\$112,470)	(\$188,470)	(\$306,470)	

184



**CITY OF YANKTON**  
**FIVE YEAR CAPITAL IMPROVEMENT PLAN**

DEPARTMENT	DESCRIPTION	2017	2018	2019	2020	2021	TOTAL
<b>YANKTON HIGH SCHOOL</b>	MISC REPAIRS (100c - CITY SHARE)	\$0	\$15,000	\$15,000	\$15,000	\$15,000	\$60,000
<b>and SUMMIT ACTIVITIES CENTER</b>	ADD LIGHTS TO BASEBALL / SOFTBALL FIELDS (100c - CITY SHARE)	\$0	\$0	\$75,000	\$0	\$0	\$75,000
<b>203.203.xxx</b>	REPLACE POOL MUSHROOM (11s/89c)	\$0	\$0	\$12,000	\$0	\$0	\$12,000
<b>506.571.350</b>	REPLACE WATER BASKETBALL HOOPS - 3 (11s/89c)	\$0	\$0	\$3,000	\$0	\$0	\$3,000
	POOL FILTER & IMPELLER (11s/89c)	\$2,000	\$0	\$0	\$0	\$0	\$2,000
	POOL DECK FURNITURE (11s/89c)	\$1,000	\$1,000	\$1,000	\$1,000	\$1,000	\$5,000
	SANDBLAST & REPAINT SAC LOCKERS (11s/89c)	\$0	\$0	\$0	\$10,000	\$0	\$10,000
	UV POOL SYSTEM (11s/89c)	\$0	\$0	\$0	\$25,000	\$0	\$25,000
	SAC POOL HVAC (11s/89c)	\$0	\$0	\$0	\$0	\$600,000	\$600,000
	REPLACE STAINLESS STEEL DOORS & FRAMES INTO AQUATICS AREA (11s/89c)	\$0	\$25,000	\$25,000	\$25,000	\$25,000	\$100,000
	FITNESS EQUIPMENT (50s/50c) 203.203.350	\$15,000	\$15,000	\$16,000	\$16,000	\$16,000	\$78,000
	CONFERENCE TABLE (50s/50c)	\$0	\$0	\$0	\$0	\$5,000	\$5,000
	SAC VOLLEYBALL STANDARDS (50s/50c)	\$5,800	\$5,800	\$5,800	\$5,800	\$5,800	\$29,000
	LIGHTS IN WEIGHT FITNESS AREA (50s/50c)	\$0	\$0	\$0	\$10,000	\$0	\$10,000
	PARTITION WALLS (50s/50c)	\$0	\$0	\$0	\$16,000	\$0	\$16,000
	NEW FLOORING ON STEPS TO WEIGHT AREA (50s/50c)	\$10,000	\$0	\$0	\$0	\$0	\$10,000
	ADA SIDEWALK (60s/40c)	\$0	\$0	\$0	\$0	\$65,000	\$65,000
	ADA SEATING - YOUTH FOOTBALL FIELD (60s/40c)	\$0	\$0	\$0	\$0	\$5,000	\$5,000
	EIFS PAINTING (60s/40c)	\$200,000	\$0	\$0	\$0	\$0	\$200,000
	SAC TENNIS COURT RE-SURFACING (60s/40c)	\$0	\$50,000	\$0	\$0	\$0	\$50,000
	STUDENT PARKING LOT (60s/40c)	\$0	\$0	\$250,000	\$0	\$0	\$250,000
	SAC EVENT LOT (60s/40c)	\$0	\$0	\$100,000	\$0	\$0	\$100,000
	LANDSCAPING (60s/40c)	\$1,000	\$1,000	\$1,000	\$1,000	\$1,000	\$5,000
	N 40 TRAIL, LIGHTS (60s/40c)	\$0	\$0	\$0	\$0	\$60,000	\$60,000
	RESTRIPE PARKING LOTS (60s/40c)	\$7,500	\$7,500	\$7,500	\$7,500	\$7,500	\$37,500
	DRINKING FOUNTAIN COOLED AUX GYM (85s/15c)	\$0	\$0	\$10,000	\$0	\$0	\$10,000
	ROOF REPLACEMENT (85s/15c)	\$93,000	\$0	\$180,000	\$0	\$72,000	\$345,000
	CARPET (85s/50c)	\$0	\$0	\$0	\$0	\$50,000	\$50,000
	PAINTING INSIDE OF FACILITY (85s/15c)	\$0	\$90,000	\$90,000	\$90,000	\$0	\$270,000
	BLEACHER INSPECTION (85s/15c)	\$4,000	\$0	\$4,000	\$0	\$4,000	\$12,000
	GYM FLOORS (85s/15c)	\$12,000	\$12,000	\$12,000	\$12,000	\$12,000	\$60,000
	RIGGING THEATER INSPECTION (97s/3c) EVERY 3RD YEAR	\$0	\$4,500	\$0	\$0	\$4,500	\$9,000
	<b>TOTAL</b>	<b>\$351,300</b>	<b>\$226,800</b>	<b>\$807,300</b>	<b>\$234,300</b>	<b>\$948,800</b>	<b>\$2,568,500</b>
	GENERAL	\$7,500	\$7,500	\$8,000	\$8,000	\$8,000	\$39,000
	CAPITAL IMPROVEMENT SALES TAX	\$110,320	\$79,875	\$317,190	\$103,890	\$653,775	\$1,265,050
	YANKTON SCHOOL DISTRICT	\$233,480	\$139,425	\$482,110	\$122,410	\$287,025	\$1,264,450
	<b>TOTAL</b>	<b>\$351,300</b>	<b>\$226,800</b>	<b>\$807,300</b>	<b>\$234,300</b>	<b>\$948,800</b>	<b>\$2,568,500</b>
<b>SPECIAL CAPITAL IMPROVEMENT TAX</b>	PROFESSIONAL SERVICES / PAYMENT TO YAPG	\$320,835	\$336,877	\$353,721	\$371,407	\$389,977	\$1,772,816
<b>506.xxx.xxx</b>	SUMMIT ACTIVITIES CENTER CAPITAL IMPROVEMENTS (506.571.350)	\$110,320	\$79,875	\$317,190	\$103,890	\$653,775	\$1,265,050
	TRANSFER TO 501 - GEHL DRIVE NORTH MATCH (506.572.588)	\$0	\$0	\$250,000	\$0	\$0	\$250,000
<b>TRANSFERS</b>	SPECIAL ASSESSMENT PROJECTS	\$100,000	\$100,000	\$1,137,535	\$0	\$0	\$1,337,535
	TRANSFER TO BRIDGE & ST. FOR CITY SHARE (506.572.626)	\$56,522	\$621,018	\$198,602	\$48,602	\$48,602	\$973,346
	TRANSFER TO MARNE CREEK (506.573.623)	\$60,000	\$60,000	\$60,000	\$60,000	\$116,250	\$356,250
	TRANSFER TO GENERAL FUND GIS (506.572.610)	\$19,346	\$19,346	\$19,346	\$19,346	\$19,346	\$96,730
	LOAN TO PUBLIC IMPROVEMENT / HSC	\$1,641,062	\$0	\$0	\$0	\$0	\$1,641,062

s = Yankton Public School District  
c = City of Yankton

185

**CITY OF YANKTON**  
**FIVE YEAR CAPITAL IMPROVEMENT PLAN**

DEPARTMENT	DESCRIPTION	2017	2018	2019	2020	2021	TOTAL
<b>SPECIAL CAPITAL IMPROVEMENT TAX</b>	OPEN ASPHALT / CONCRETE (506.572.376)	\$550,000	\$550,000	\$550,000	\$550,000	\$550,000	\$2,750,000
<b>506.xxx.xxx</b>	STREET CONSTRUCTION / ADA (506.572.390)	\$80,000	\$80,000	\$80,000	\$80,000	\$80,000	\$400,000
<b>ANNUAL EXPENDITURES</b>	STORM SEWER CONSTRUCTION (506.573.390)	\$15,000	\$15,000	\$15,000	\$15,000	\$15,000	\$75,000
	PERMANENT PAVEMENT MARKINGS & REFLECTIVE SIGNAGE (506.574.373)	\$80,000	\$80,000	\$80,000	\$80,000	\$80,000	\$400,000
	DOWNTOWN ALLEYS / CITY PARKING LOTS (506.574.381)	\$0	\$150,000	\$150,000	\$150,000	\$150,000	\$600,000
	TRAIL & DRAINAGE IMPROVEMENTS	\$25,000	\$25,000	\$25,000	\$25,000	\$25,000	\$125,000
	SIDEWALK IMPROVEMENTS	\$40,000	\$40,000	\$40,000	\$40,000	\$40,000	\$200,000
	CRUSHED SALVAGE CONCRETE (506.574.390)	\$200,000	\$0	\$200,000	\$0	\$200,000	\$600,000
<b>UNDERWAY</b>	DOWNTOWN IMPROVEMENTS (506.572.389)	\$293,661	\$0	\$0	\$0	\$0	\$293,661
<b>BUDGET SUPPLEMENTS</b>	31ST STREET PEDESTRIAN ENHANCEMENTS (PHASES 1, 2 & 3)	\$0	\$1,452,648	\$0	\$0	\$0	\$1,452,648
<b>STIP</b>	4TH STREET RECONSTRUCTION, BROADWAY TO FERDIG (STIP) -(W/WW)	\$531,099	\$0	\$0	\$0	\$0	\$531,099
	4TH STREET RECONSTRUCTION, BROADWAY TO FERDIG (STIP) - SD REIMB	\$257,818	\$0	\$0	\$0	\$0	\$257,818
<b>HWY 50 TIMING</b>	EAST HWY 50 CORRIDOR - (W)	\$50,000	\$0	\$0	\$0	\$0	\$50,000
	WALNUT, 2ND TO 4TH (506.572.xxx) - (W)	\$0	\$1,000,000	\$0	\$0	\$0	\$1,000,000
	CALMERS ON 2ND STREET (506.572.xxx)	\$650,000	\$0	\$0	\$0	\$0	\$650,000
<b>WCLR PROJECTS</b>	WCLR, RR TRACKS TO GOLF VIEW LANE(100c)	\$625,000	\$0	\$0	\$0	\$0	\$625,000
	WCLR, HWY 50 TO RR TRACKS(100co)	\$0	\$188,700	\$0	\$0	\$0	\$188,700
	WCLR, GOLF VIEW TO 27TH STREET(100co)	\$0	\$304,300	\$0	\$0	\$0	\$304,300
	WCLR, RAILROAD CROSSING	\$0	\$65,000	\$0	\$0	\$0	\$65,000
	WCLR, 27TH STREET TO 23RD STREET (100c)	\$0	\$0	\$1,122,850	\$0	\$0	\$1,122,850
	WCLR, 23RD STREET TO 21ST STREET (100co)	\$0	\$0	\$0	\$563,975	\$0	\$563,975
	WCLR, 21ST STREET TO 15TH STREET (50c/50co)	\$0	\$0	\$0	\$0	\$1,122,425	\$1,122,425
	WCLR, 15TH STREET TO 11TH STREET (100c)	\$0	\$547,400	\$0	\$0	\$0	\$547,400
	WCLR, 11TH STREET TO 9TH STREET (50c/50co)	\$0	\$0	\$0	\$344,250	\$0	\$344,250
	8TH STREET, LINN TO SUMMIT -(W/WW)	\$348,650	\$1,743,000	\$0	\$0	\$0	\$2,091,650
	8TH STREET, LINN TO SUMMIT ELECTRICAL -(W/WW)	\$0	\$350,000	\$0	\$0	\$0	\$350,000
	8TH STREET, LINN TO SUMMIT WESTSIDE DRIVE W & WW LOOP - (W/WW)	\$0	\$77,000	\$0	\$0	\$0	\$77,000
	21ST STREET, RR CROSSING (OUR SHARE ONLY)	\$50,000	\$0	\$0	\$0	\$0	\$50,000
	21ST STREET, SUMMIT TO RR	\$250,000	\$0	\$0	\$0	\$0	\$250,000
	25TH STREET, DOUGLAS TO MULBERRY	\$350,000	\$0	\$0	\$0	\$0	\$350,000
	MAPLE STREET, 4TH TO 6TH - WATER MAIN REPLACEMENT -(W)	\$280,000	\$0	\$0	\$0	\$0	\$280,000
	HWY 81 / BROADWAY SIDEWALK ALONG CEMETERY	\$40,000	\$0	\$0	\$0	\$0	\$40,000
<b>LOAN OR DIRECT EXPENDITURE / FINANCE TID#8</b>	23RD STREET WEST OF WCLR TID #8	\$0	\$0	\$1,125,000	\$0	\$0	\$1,125,000
	SPRUCE STREET, 4TH TO 6TH -(W)	\$0	\$0	\$300,000	\$0	\$0	\$300,000
	26TH STREET, DOUGLAS TO MULBERRY	\$0	\$285,000	\$0	\$0	\$0	\$285,000
	8TH STREET, BURLEIGH TO FERDIG -(W/WW)	\$0	\$0	\$1,220,000	\$0	\$0	\$1,220,000
	PEYTON LANE	\$0	\$490,000	\$0	\$0	\$0	\$490,000
	BILL BAGGS ROAD EXTENSION	\$0	\$0	\$22,000	\$415,000	\$0	\$437,000
	33RD STREET WEST OF BROADWAY	\$0	\$0	\$0	\$100,000	\$0	\$100,000
	RIVERSIDE DR., BROADWAY TO GREEN	\$0	\$0	\$450,000	\$0	\$0	\$450,000
	21ST STREET DOUGLAS TO MULBERRY	\$0	\$0	\$365,000	\$0	\$0	\$365,000
	WHITING DRIVE, FERDIG TO 13TH	\$0	\$0	\$410,000	\$0	\$0	\$410,000
	CEDAR STREET, 2ND TO 4TH	\$0	\$0	\$400,000	\$0	\$0	\$400,000
	15TH STREET RAILROAD CROSSING	\$0	\$0	\$15,000	\$0	\$0	\$15,000
	WALNUT STREET, 8TH TO 15TH -(W)	\$0	\$0	\$0	\$1,120,000	\$0	\$1,120,000
	21ST STREET BROADWAY TO DOUGLAS	\$0	\$0	\$0	\$450,000	\$0	\$450,000

186

**CITY OF YANKTON**  
**FIVE YEAR CAPITAL IMPROVEMENT PLAN**

DEPARTMENT	DESCRIPTION	2017	2018	2019	2020	2021	TOTAL
<b>SPECIAL CAPITAL IMPROVEMENT TAX</b>	CEDAR STREET, SOUTH OF 21ST - (W)	\$0	\$0	\$0	\$300,000	\$0	\$300,000
<b>506.xxx.xxx</b>	5TH STREET, BROADWAY TO GREEN	\$0	\$0	\$0	\$300,000	\$0	\$300,000
	12TH STREET, DOUGLAS TO MULBERRY	\$0	\$0	\$0	\$450,000	\$0	\$450,000
	EAST 21ST STREET EXTENSION - DRAINAGE & GRADING / PAVING -(W?)	\$0	\$0	\$0	\$925,000	\$1,124,000	\$2,049,000
	GREEN STREET, SOUTH OF 8TH / MISC.	\$0	\$0	\$0	\$0	\$600,000	\$600,000
	PENINAH, 21ST TO AIRPORT ENTRANCE (W/COUNTY APPX 60% CITY)	\$0	\$0	\$0	\$0	\$726,000	\$726,000
	PINE STREET, 10TH TO 15TH	\$0	\$0	\$0	\$0	\$500,000	\$500,000
	SPRUCE STREET, 3RD TO 4TH & 3RD STREET, SPRUCE TO PARK	\$0	\$0	\$0	\$0	\$190,000	\$190,000
	3RD STREET, GREEN TO MAPLE & GREEN STREET, 3RD TO 4TH	\$0	\$0	\$0	\$0	\$220,000	\$220,000
	5TH STREET, GREEN TO SPRUCE	\$0	\$0	\$0	\$0	\$235,000	\$235,000
	CEDAR STREET, 4TH TO 8TH	\$0	\$0	\$0	\$0	\$650,000	\$650,000
	7TH STREET, BROADWAY TO MAPLE	\$0	\$0	\$0	\$0	\$325,000	\$325,000
	2ND STREET, LIGHTING	\$0	\$0	\$0	\$0	\$150,000	\$150,000
	TOTAL	\$7,024,313	\$8,660,164	\$8,906,244	\$6,511,470	\$8,210,375	\$39,312,565
	CAPITAL IMPROVEMENT SALES TAX	\$6,603,578	\$6,759,269	\$8,485,509	\$5,354,635	\$7,228,427	\$34,431,417
	CAPITAL IMPROVEMENT SALES TAX(YEARLY REVENUE)	\$3,841,572	\$3,956,819	\$4,075,524	\$4,197,790	\$4,323,724	\$20,395,429
	CAPITAL IMPROVEMENT SALES TAX(FUND BALANCE SPENT)	\$2,762,006	\$2,802,450	\$4,409,985	\$1,156,845	\$2,904,703	\$14,035,988
	CAPITAL IMPROVEMENT SALES TAX(FUND BALANCE YEAR END)	\$7,764,392	\$4,961,942	\$551,958	(\$604,887)	(\$3,509,590)	
	YANKTON COUNTY	\$0	\$493,000	\$0	\$736,100	\$561,213	\$1,790,313
	TRANSPORTATION ALTERNATIVES PROGRAM (TAP) GRANT	\$0	\$987,160	\$0	\$0	\$0	\$987,160
	FEDERAL AID URBAN FUNDS (\$420,735 Annual)	\$420,735	\$420,735	\$420,735	\$420,735	\$420,735	\$2,103,675
	TOTAL	\$7,024,313	\$8,660,164	\$8,906,244	\$6,511,470	\$8,210,375	\$39,312,565
<b>SPECIAL ASSESSMENT PROJECTS</b>	ALLEY	\$100,000	\$100,000	\$0	\$0	\$0	\$200,000
<b>504.xxx.xxx</b>	15TH STREET (SUMMIT TO DAKOTA)	\$0	\$0	\$1,374,000	\$0	\$0	\$1,374,000
	TOTAL	\$100,000	\$100,000	\$1,374,000	\$0	\$0	\$1,574,000
	CAPITAL IMPROVEMENT SALES TAX (CITY'S SHARE OF PROJECT)	\$100,000	\$100,000	\$1,137,535	\$0	\$0	\$1,337,535
	SCHOOL DISTRICT ASSESSMENT	\$0	\$0	\$236,465	\$0	\$0	\$236,465
	TOTAL	\$100,000	\$100,000	\$1,374,000	\$0	\$0	\$1,574,000
<b>CENTRAL GARAGE</b>	VEHICLE WASH FACILITY	\$0	\$0	\$120,000	\$0	\$0	\$120,000
<b>801.801.xxx</b>	FENCING AND GATE REPLACEMENT	\$0	\$0	\$75,000	\$0	\$0	\$75,000
	REHAB WINDOWS, DOORS AND INTERIOR	\$0	\$0	\$0	\$20,000	\$20,000	\$40,000
	FLEET MANAGEMENT SYSTEM	\$25,000	\$0	\$0	\$0	\$0	\$25,000
	FIXTURES, TOOLS, EQUIPMENT STORAGE	\$10,000	\$20,000	\$15,000	\$15,000	\$15,000	\$75,000
	UTILITY TRUCK	\$0	\$0	\$80,000	\$0	\$0	\$80,000
	BUILDING REHABILITATION	\$0	\$15,000	\$0	\$0	\$0	\$15,000
	FUEL SYSTEM UPGRADES	\$0	\$0	\$75,000	\$75,000	\$0	\$150,000
	ROOF REPLACEMENT	\$0	\$0	\$81,000	\$0	\$0	\$81,000
	ELECTRICAL UPGRADE	\$0	\$0	\$0	\$0	\$20,000	\$20,000
	PAVEMENT REPLACEMENT	\$0	\$0	\$20,000	\$20,000	\$0	\$40,000
	REPLACE LAWN MOWER	\$0	\$0	\$0	\$9,000	\$0	\$9,000
	SCISSOR LIFT	\$0	\$0	\$0	\$30,000	\$0	\$30,000
	TIRE MACHINE	\$0	\$0	\$0	\$10,000	\$0	\$10,000
	HVAC REPLACEMENT	\$0	\$0	\$0	\$20,000	\$0	\$20,000
	TOTAL	\$35,000	\$35,000	\$466,000	\$199,000	\$55,000	\$790,000
	CENTRAL GARAGE / INTERNAL SERVICE REVENUE FUND	\$35,000	\$35,000	\$466,000	\$199,000	\$55,000	\$790,000
	TOTAL	\$35,000	\$35,000	\$466,000	\$199,000	\$55,000	\$790,000

187

**CITY OF YANKTON**  
**FIVE YEAR CAPITAL IMPROVEMENT PLAN**  
**REVENUE SUMMARY**

REVENUE SOURCES	2017	2018	2019	2020	2021
GENERAL FUND	\$1,492,930	\$1,139,023	\$4,253,187	\$5,975,975	\$3,234,775
YANKTON COUNTY	\$39,295	\$498,400	\$18,650	\$738,250	\$713,213
SPECIAL ASSESSMENT = OPT OUT FUND	\$190,232	\$190,232	\$190,232	\$190,232	\$190,232
BRIDGE & STREET FUND	\$21,398	\$21,398	\$21,398	\$21,398	\$21,398
BOND PROCEEDS	\$0	\$20,000	\$4,020,000	\$3,500,000	\$13,010,000
FEDERAL AID	\$1,225,823	\$3,352,800	\$2,355,735	\$1,019,735	\$722,735
SRF LOANS - FEDERAL	\$17,500,000	\$2,200,000	\$0	\$0	\$0
STATE AID	\$355,560	\$43,750	\$80,000	\$28,000	\$11,500
E911 FUNDS	\$604,000	\$0	\$0	\$0	\$0
WASTEWATER UTILITY REVENUE	\$3,048,957	\$693,000	\$476,000	\$1,323,000	\$6,882,000
WATER UTILITY REVENUE	\$692,899	\$17,806,000	\$3,285,000	\$1,017,000	\$30,000
SOLID WASTE REVENUE	\$363,458	\$181,000	\$125,000	\$326,000	\$0
JOINT POWERS REVENUE	\$129,125	\$239,021	\$270,021	\$303,021	\$230,021
GOLF COURSE REVENUE	\$44,870	\$22,000	\$47,000	\$76,000	\$118,000
CAPITAL IMPROVEMENT SALES TAX	\$6,930,420	\$7,620,162	\$10,198,836	\$5,567,127	\$8,047,054
GOLF COURSE DEPRECIATION	\$60,000	\$60,000	\$60,000	\$60,000	\$60,000
CENT. GARAGE=INT. SERVICE REV.	\$35,000	\$35,000	\$466,000	\$199,000	\$55,000
HIGH SCHOOL=ACTIVITIES CENTER	\$233,480	\$139,425	\$718,575	\$122,410	\$287,025
<b>TOTAL</b>	<b>\$32,967,447</b>	<b>\$34,261,211</b>	<b>\$26,585,634</b>	<b>\$20,467,148</b>	<b>\$33,612,953</b>

188

**CITY OF YANKTON**  
**FIVE YEAR CAPITAL IMPROVEMENT PLAN**  
**SUMMARY OF CAPITAL IMPROVEMENT EXPENDITURES BY DEPARTMENT**

DEPARTMENT	2017	2018	2019	2020	2021	TOTAL
CITY MANAGER'S OFFICE	\$0	\$1,000	\$1,000	\$1,000	\$1,000	\$2,000
FINANCE OFFICE	\$0	\$1,000	\$1,000	\$1,000	\$1,000	\$2,000
INFORMATION SERVICES	\$130,757	\$72,000	\$47,000	\$38,000	\$239,000	\$249,757
COMMUNITY DEVELOPMENT	\$18,267	\$1,000	\$25,000	\$1,000	\$0	\$44,267
POLICE DEPARTMENT	\$799,651	\$180,900	\$139,900	\$145,400	\$136,400	\$1,120,451
ANIMAL CONTROL	\$0	\$0	\$0	\$0	\$0	\$0
FIRE DEPARTMENT	\$530,790	\$514,205	\$620,357	\$352,357	\$342,657	\$1,665,352
CIVIL DEFENSE	\$0	\$0	\$0	\$0	\$0	\$0
ENGINEERING AND INSPECTION	\$8,267	\$3,500	\$18,500	\$50,000	\$10,000	\$30,267
STREET DIVISION	\$258,536	\$371,000	\$558,000	\$770,000	\$395,000	\$1,187,536
SNOW AND ICE REMOVAL	\$60,300	\$25,000	\$267,000	\$40,000	\$45,000	\$352,300
CITY HALL	\$3,000	\$7,500	\$62,500	\$219,500	\$157,000	\$73,000
TRAFFIC CONTROL	\$23,894	\$45,000	\$195,000	\$45,000	\$45,000	\$263,894
CHAN GURNEY AIRPORT	\$279,548	\$1,007,000	\$2,794,200	\$883,000	\$1,169,200	\$4,080,748
SENIOR CITIZENS CENTER	\$10,300	\$10,800	\$37,300	\$4,300	\$1,304,000	\$58,400
COMMUNITY LIBRARY	\$69,500	\$89,500	\$80,000	\$220,500	\$12,073,000	\$239,000
PARKS AND RECREATION	\$308,708	\$117,000	\$1,117,812	\$3,915,800	\$631,000	\$1,543,520
MEMORIAL POOL	\$6,000	\$2,000	\$4,022,000	\$3,562,000	\$12,000	\$4,030,000
MARNE CREEK	\$100,000	\$70,000	\$96,000	\$70,000	\$319,000	\$266,000
BRIDGE AND STREET CONSTRUCTION	\$77,920	\$1,497,321	\$620,000	\$70,000	\$70,000	\$2,195,241
911 / DISPATCH	\$604,000	\$20,000	\$4,000	\$4,000	\$4,000	\$628,000
WATER UTILITY	\$18,192,899	\$17,806,000	\$3,285,000	\$1,017,000	\$30,000	\$39,283,899
WASTEWATER UTILITY	\$3,048,957	\$2,893,000	\$476,000	\$1,323,000	\$6,882,000	\$6,417,957
CEMETERY	\$13,087	\$2,500	\$62,500	\$24,500	\$124,500	\$78,087
SOLID WASTE COLLECTION AND DISPOSAL	\$678,458	\$181,000	\$125,000	\$326,000	\$0	\$984,458
JOINT POWERS FUND	\$129,125	\$239,021	\$270,021	\$303,021	\$230,021	\$638,167
FOX RUN GOLF COURSE	\$104,870	\$82,000	\$107,000	\$136,000	\$178,000	\$293,870
HIGH SCHOOL/ACTIVITIES CENTER	\$351,300	\$226,800	\$807,300	\$234,300	\$948,800	\$1,385,400
SPECIAL CAPITAL IMPROVEMENT TAX	\$7,024,313	\$8,660,164	\$8,906,244	\$6,511,470	\$8,210,375	\$24,590,720
SPECIAL ASSESSMENT PROJECTS	\$100,000	\$100,000	\$1,374,000	\$0	\$0	\$1,574,000
CENTRAL GARAGE	\$35,000	\$35,000	\$466,000	\$199,000	\$55,000	\$536,000
<b>TOTAL</b>	<b>\$32,967,447</b>	<b>\$34,261,211</b>	<b>\$26,585,634</b>	<b>\$20,467,148</b>	<b>\$33,612,953</b>	<b>\$93,814,291</b>

