

City of SOUTH DAKOTA
Yankton

Ideas flow here

Adopted 2017

Fiscal Budget



CITY OF YANKTON
ADOPTED 2017 BUDGET

Table of Contents

Table of Contents _____	2
Budget Message, Budget Resolution and Appropriation Ord. _____	4
 <u>CHARTS AND GRAPHS</u>	
Property Valuation and Mill Rates _____	14
Property Tax Mill Rate Comparison _____	15
City Property Tax Comparison _____	16
Capital Budget Summary _____	17
Organizational Chart _____	22
Budgeted Positions _____	23
Budget Overview _____	25
Property Tax Levies _____	26
Revenue by Sources _____	27
Expenditures by Type _____	28
Expenditures by Function _____	29
Billing and Administration _____	30
Calculation of Administration Charges to Enterprise _____	31
Value of Tax Dollar _____	32
Computation of Legal Debt Margin _____	33
 <u>GENERAL FUND</u>	
Analysis General Fund _____	34
Revenues _____	35
Expenditures by Activity	
** Program sheets will be inserted according to activity.	
City Commission _____	37
City Manager _____	39
City Attorney _____	41
Finance Office _____	43
Information Services _____	45
Community Development _____	47
Contingency Fund _____	49
Police _____	51
Animal Control _____	53
Fire Department _____	55
Civil Defense _____	57
Public Services:	
Engineering _____	59
Street Division _____	61
Snow and Ice Removal _____	63
City Hall _____	65
Traffic Control _____	67
Chan Gurney Airport _____	69
Special Appropriations _____	71

Culture – Recreation	
Senior Citizen Center _____	73
Community Library _____	75
Operating Transfers _____	77
Fund Summary _____	79

SPECIAL REVENUE FUNDS

Parks and Recreation _____	84
Memorial Park Pool _____	87
Summit Activities _____	89
Marne Creek _____	92
Casualty Reserve _____	94
Bridge and Street _____	96
911 / Dispatch _____	98
BID _____	100
Lodging Sales Tax _____	102
Infrastructure Improvement _____	104

CAPITAL PROJECTS

Public Improvements _____	106
Airport Capital _____	108
Park Capital _____	110
Infrastructure Imp. – Construction _____	112
Special Capital Improvement _____	114
Tax Increment District #2 – Morgan Square _____	117
Tax Increment District #5 – Menards _____	119

PUBLIC ENTERPRISE

Water:

Operations _____	121
Improvements and Extensions _____	125

Wastewater:

Operations _____	127
Improvements and Extensions _____	131

Cemetery:

Operations _____	133
Capital _____	137

Solid Waste Collection:

Operations _____	138
Capital _____	142

Solid Waste Disposal and Recycling (Joint Powers):

Operations _____	144
Capital _____	146

Golf Course:

Operations _____	151
Improvements and Extensions _____	156

INTERNAL SERVICE

Central Garage _____	158
----------------------	-----

CAPITAL IMPROVEMENT PLAN _____ 163

July 29, 2016

The mission of the City of Yankton is to provide cost-effective, public services as required by its citizens and to provide an environment so that both its citizens and the economy prosper.

Honorable Mayor Charlie Gross
Members of the Yankton City Commission
PO Box 176
Yankton, SD 57078

City Commission,

It is my pleasure to submit for your consideration the 2017 Proposed Budget for all City operations. This letter is intended to serve as the budget message for that proposal and outlines the nature of the \$63,657,937 budget plan for 2017. This message is not intended to identify all the specifics of the entire 184 page budget document, but rather provide an overview of some of the highlights of the recommended budget as they relate to fund levels, unique circumstances impacting the budget and significant budget related activities of the organization.

The budget document is a substantial policy and managerial tool that underscores the engagement of our citizens and the interaction between City staff and the City Commission. Through the budget document, service levels are established, policy directions are initiated, and fiscal positioning is achieved. The budget is truly an effort in cooperation between the entities of the City and the public as a whole.

FACTORS IN THE LOCAL ECONOMY

June's sales tax numbers were up slightly, and over the past 6 months sales tax numbers have been positive overall. This has resulted in a positive cumulative sales tax through the first half of 2016.

Building permit values are similar compared to last year over the same period with \$6.7 million worth of permits issued thus far compared to \$6.83 million last year at this time. Single family housing permits for 2016 are even with where they were last year at this time (8). Mid-season values are difficult to depend on for comparison because the timing of permits being requested substantially varies from year to year. We anticipate that with the continued development in new housing subdivisions (Westbrook Estates, Benedicts, Summit Heights and Willow Ridge), residential building activity should closely resemble last year's good pace through the end of the year. Commercial development including the move and expansion of Dunham's Sports, Menards expansion, the Avera IT remodel and several other office space renovations are major contributors to 2016 values to date. There are also a number of other private projects on the drawing board that plan to commence construction in 2016.

416 Walnut St
PO Box 176
Yankton, SD 57078-0176
Phone (605) 668-5221
www.cityofyankton.org

EQUAL OPPORTUNITY EMPLOYER

ACCOMPLISHMENTS

As the 2017 budget is proposed, it is appropriate to review recent accomplishments. While the listed items are only a sample of operational improvements and capital improvements being completed, they do represent a concerted effort across departments for the improvement of services being offered by the City of Yankton.

- Strategic Planning Session
- Salary Study Completion
- Updated Employee Personnel Handbook
- Completion of Collector Well at Paddle Wheel Point
- Eastside lift station construction
- Substantial Construction of Raw Water Transmission Main
- Design of Water Treatment Plant #3.
- Property Acquisition for the State of South Dakota's Reconstruction of 4th Street / South Dakota Highway 50
- TAP Grant Trails Application Award 31st Street Adkins Drive to West City Limits Road and South to the Dog Park
- 15th Street West City Limits Road to Dakota Street Construction
- Summit Heights Infrastructure Improvements
- Douglas Avenue Anna to 31st Construction
- Westbrook Estates Phase 1 Infrastructure Completion
- BIG Grant Award-Pine Street Bridge
- Alley between Riverside Drive and 2nd Street
- Next Gen Installation and Implementation
- Highway 50 Phase One Utilities
- Maple Street 6th to 8th Water Main Reconstruction
- Patrol Shift Change (Implementation of 12-hour shifts)

- Radio Analysis and Hand Held Radio Purchase
- Major Equipment Replacement Including oil distributor truck, plow truck, compactor truck, and street sweeper
- Cobh Development Infrastructure Completion
- Transfer Station Scale Replacement and Gate House Reconfiguration
- Water Filling Station
- Building Permit Software

PROPOSED 2017 BUDGET AT A GLANCE

Major highlights, conditions, and expectations of the proposed 2017 budget include the following:

- This budget is based on estimated service levels needed to accomplish the goals outlined in the budget for each department.
- Spending activity for general expenditures follow the previous year's budget.
- The General Fund budget is developed with a budget to zero philosophy. Therefore, there is no dedicated reserve amount identified for an end of the year amount. While this budget method is a politically acceptable approach that establishes a resource base in accordance with current needs, it does, however, place an increased emphasis on budget certainty and rigid budget implementation and monitoring. Any change in economic conditions requires an immediate reaction with management response.
- Sales tax revenue, a significant revenue source in the General Fund, is estimated at a 2% increase in 2016 with a 2% growth forecast for 2017. Monitoring sales tax growth is a vital component of the budget implementation activities for the City of Yankton. The City is highly dependent upon this revenue source and must be cognizant of that aspect of local government operations. This emphasis is seen in other budget areas such as economic development expenditures and quality of life activities. The need to continue to enhance the desirability of Yankton will ensure sustainability in the short and long range future. Balancing the aspects of the activities of local government needs to be done with the understanding that we are reliant upon sales tax and should keep that in mind as we establish the budget document for the upcoming year.
- Property tax revenue, the other significant source of revenue in the General Fund, is projected to remain on its previous trend of slight increases that are dictated by the State mandated formula. As the Commission is aware, property taxes were frozen by the State legislature at a time when Yankton had a low property tax levy. This freeze will continue to be a challenge for the City into the future as it is forced to examine and prioritize services that impact the community and its ability to continue to improve the quality of life for its residents.

- Outside agencies supported by the General Fund and BBB are proposed to be maintained at current levels with increases to support Onward Yankton, Riverboat Days Construction and Convention Visitor's Bureau. We will also plan to continue to support Rockin' Ribfest event in Memorial Park with set up, teardown, and security. As expenditures in the BBB are anticipated to be greater than the revenue in 2017, the fund balance is shrinking. I would advise the City Commission to continue to discuss its philosophy regarding the use of these funds.
- Increases are being recommended in the three main enterprise funds for the City. These increases are being proposed as part of a business plan model to overcome depreciation expenses that are traditionally neglected until a municipality is forced to borrow for major improvements. Current reviews of the enterprise funds reveal a declining fund balance in wastewater. Furthermore, completing all scheduled projects in the Capital Improvement Plan would deplete available balances in the near future in water and solid waste collection. As such, staff is recommending the following increases:
 - Water 3% operating increase and \$2.90 surcharge increase for debt service. The surcharge increase is part of the phased water rate adjustment that will pay for the completion of the new Water Treatment Plant.
 - Wastewater 5% increase to be utilized toward operational costs and to pay for improvements associated with the east side lift station and gravity sewer project.
 - Solid Waste 17.8%. 3% for operating cost increase and \$2.54 for debt service. The increase for debt service will cover the costs associated with implementation of a single stream recycling collection program as well as semi-automated solid waste collection.

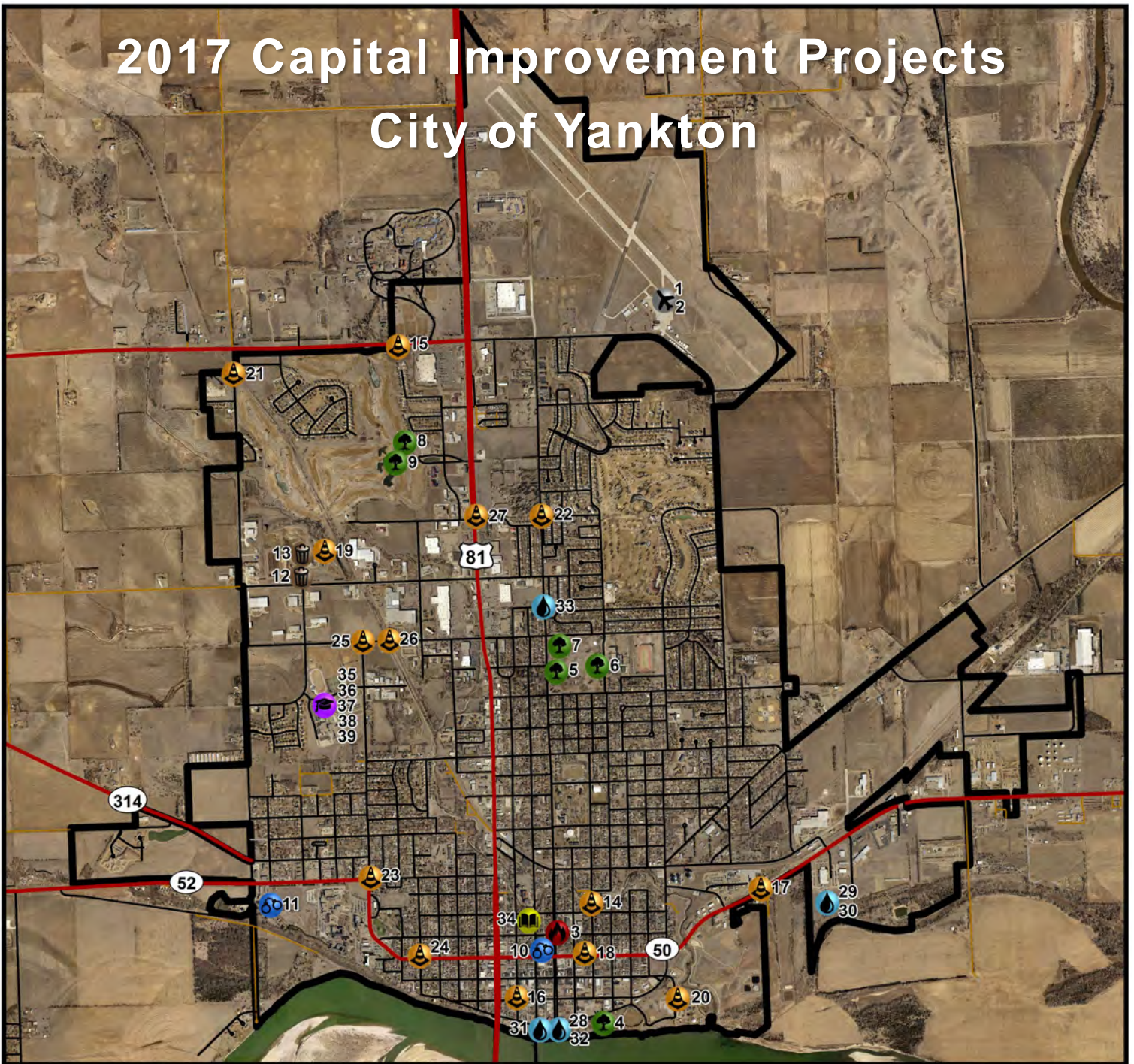
Adjustments will allow for maintenance and completion of capital needs in each of these areas. Furthermore, developing a fund balance that draws interest while projects are being completed increases the resources through appropriate investing.






- Various construction projects are being recommended in this year's proposed budget. The recommendation is to fulfill current obligations, maintain levels of new construction related to infrastructure needs, and continue to improve the facilities available to the public. These projects include numerous street projects listed in the Capital Improvement Plan (CIP) funded with the second penny sales tax and continued investment. While the City of Yankton is facing revenue concerns, the continued establishment and funding of the CIP is a vital component to the budget process and produces results that benefit the community now and into the future. Major construction projects forecasted in the 2017 budget include:
 - Phase 2 Highway 50 Reconstruction
 - West City Limits Road from the RR Crossing to Golf View Lane
 - 21st Street Railroad Crossing and 21st Street Summit Street to the RR crossing
 - 2nd Street traffic calmers
 - Pine Street Bridge Replacement
- Various equipment purchases are also being proposed in this year's budget. Equipment purchases are recommended to increase efficiency and service levels by replacing aging

equipment and upgrading technology used by the various departments. Whenever possible, equipment such as vehicles and computers are passed down through departments multiple times before they are considered surplus and taken out of the City's fleet. In 2017, significant purchases include


- Two Loaders (Airport and Public Works)
 - Snow Plow Truck
 - Crack Filler Machine
 - Solid Waste and Single Stream Recycling Roll Carts
 - Compactor truck tippers
 - Single Stream Recycling Semi
 - Walking Floor Trailer
-
- Fox Run Golf Course expenditures are increasing in response to a more aggressive schedule for maintenance requirements and equipment replacement. In the 2017 budget, previous course losses and projected losses for 2016 and 2017 are identified as a loan from the general fund in the amounts of \$299,700, \$120,000 and \$100,000 respectively. Staff would recommend that we transfer the funds directly to golf to eliminate the ongoing loan. This transfer would be similar to the way the General Fund transfers funds to the Summit Activities Center for ongoing operational costs.
 - New playground equipment will be installed in Riverside Park. This equipment will be unique as the structures will be accessible to individuals with varying abilities. This project was made possible through funding in the general fund as well as a Land Water Conservation Fund Grant and a Wellmark Foundation Grant.
 - Construction of the collector well will reach final completion at the end of 2016. Design of Water Treatment Plant #3 has been completed and will be advertised late fall and early winter of 2016 with plans to award and let the project in 2017. With construction expected to be at least a two year process, final completion is not expected until the end of 2019 or early 2020. Construction of the east side lift station and the gravity sewer will also be completed in 2016. Water and sewer utilities associated with Phase 2 of the Highway 50 project will also be installed in conjunction with the SDDOT's reconstruction.
 - The map on the following page provides a geographic look at the plan and shows the specific projects for 2017. In addition, a story map for the proposed 2017 capital improvement projects can be viewed online at www.cityofyankton.org/2017_Projects.

2017 Capital Improvement Projects City of Yankton



	Chan Gurney Airport	
	1) RECONSTRUCT APRON - EXPANSION	\$750,000
	2) TERMINAL APRON JOINT SEAL	\$50,000
	Fire Department	
	3) REPLACE GARAGE DOORS STATION #1	\$9,000
	Parks and Recreation Department	
	4) PLAYGROUND EQUIPMENT	\$200,000
	5) MEMORIAL PARK - REPLACE TRAILS	\$50,000
	6) MEMORIAL PARK TENNIS COURT RESURFACING	\$25,000
	7) MEMORIAL POOL REPLACE POOL LIGHT TOWER FIXTURES	\$10,000
	8) REPLACE CONCRETE AROUND CART SHEDS	\$10,000
	9) CONCRETE CART PATHS	\$10,000
	Police Department	
	10) RADIO PROJECT 911 DISPATCH	\$650,000
	11) RADIO SITE DEVELOPMENT	\$510,000
	Solid Waste Disposal and Recycling	
	12) SINGLE STREAM RECYCLING - ROLL CARTS	\$630,000
	13) OVERHEAD DOOR REPLACEMENT	\$9,000

	Street Department	
	14) PINE STREET BRIDGE REPLACEMENT (BIG)	\$1,500,841
	15) 31ST STREET PEDESTRIAN ENHANCEMENTS (PHASES 1, 2 & 3)	\$1,452,648
	16) CEDAR, 2ND TO 4TH & CALMERS ON 2ND ST	\$650,000
	17) EAST HWY 50 CORRIDOR	\$600,000
	18) 4TH STREET RECONSTRUCTION, BROADWAY TO FERDIG	\$562,000
	19) CRUSHED SALVAGE CONCRETE	\$200,000
	20) RESHINGLE SALT SHED	\$35,000
	21) WCLR, RR TRACKS TO GOLF VIEW LANE	\$625,000
	22) 25TH STREET, DOUGLAS TO MULBERRY	\$350,000
	23) 8TH STREET, LINN TO SUMMIT — DESIGN	\$300,000
	24) MAPLE STREET, 4TH TO 6TH - WATER MAIN REPLACEMENT	\$405,000
	25) 21ST STREET, SUMMIT TO RR	\$250,000
	26) 21ST STREET, RR CROSSING	\$50,000
	27) HWY 81 / BROADWAY SIDEWALK ALONG CEMETERY	\$40,000

	Water/Wastewater Department	
	28) TREATMENT PLANT IMPROVEMENTS	\$17,000,000
	29) LIFT STATION REHAB	\$3,100,000
	30) LIFT STATION FORCE MAIN	\$1,500,000
	31) CLARIFIER TROUGH REPLACEMENT #2	\$500,000
	32) CLARIFIER - SANDBLAST & PAINT	\$120,000
	33) PRESSURE REDUCING VALVES	\$30,000
	Yankton Community Library	
	34) LIBRARY ROOF REPAIR	\$25,000
	Yankton High School and Summit Activities Center	
	35) EIFS PAINTING	\$200,000
	36) ROOF REPLACEMENT	\$130,000
	37) DRINKING FOUNTAIN MAIN GYM	\$15,000
	38) NEW FLOORING ON STEPS TO WEIGHT AREA	\$10,000
	39) DRINKING FOUNTAIN AUX GYM	\$10,000

GENERAL FUND REVENUE

SALES AND USE TAX

Sales and use tax are projected to grow 2% in 2017. The General Fund is projected to receive over \$5,000,0000 from sales and use tax.

PROPERTY TAX

Property Tax revenues are projected to remain constant in terms of growth. The increase is based on actual inflation (up to 3%) plus the growth increase, as defined in state formulas (actual 0% CPI + 1.92% growth). As such, the General Fund is projected to receive \$2,535,527 in property taxes.

UTILITY FUND REVENUES AND BALANCES

WATER FUND

Water fund revenue is projected at \$3,984,023 in metered sales and \$1,723,872 in surcharge revenue. We are proposing revenue increases to prepare for the Water Treatment Plant #3, and keep up with regular maintenance. Due to the capital projects that are in the budget for this year, the balance for the water fund is expected to decline as debt would be necessary to complete the upgrades.

Below is a breakdown of the proposed increase:

Water	3%	Plus Surcharge Increase			
	Surcharge	Usage / 1,000	Use Charge	Bill	Increase
		5,000			
Old Rate	\$15.91	\$5.23	\$26.15	\$42.06	
New Rate	\$18.81	\$5.39	\$26.95	\$45.76	
					\$3.70

WASTEWATER FUND

Wastewater Fund revenues are projected at \$3,503,990 an increase from the previous year.

The chart below indicates a 5% rate increases.

Below is a breakdown of the proposed increase:

Wastewater		5%			
	Minimum	Usage / 1,000	Use Charge	Bill	Increase
Old Rate	\$8.79	5,000 \$5.31	\$26.55	\$35.34	
New Rate	\$9.23	\$5.58	\$27.90	\$37.13	
					\$1.79

SOLID WASTE FUND

Solid Waste revenue for 2017 is projected at \$1,063,182.

Below is a breakdown of the proposed increase:

Solid Waste		17.8%			
	Minimum	Usage	Use Charge	Bill	Increase
Old Rate	\$17.13	N/A	N/A	\$17.13	
New Rate	\$20.18	N/A	N/A	\$20.18	
					\$3.05

GENERAL FUND EXPENDITURES

GENERAL FUND

Expenditures in the General Fund are \$15,318,892. This amount is up just over 7.6% from the total expenditures adopted in the 2016 budget. Under the budgeting to zero approach, unused revenues from the previous year are added to the available funds for the next year.

UTILITY FUND EXPENDITURES

WATER FUND

Water fund operating expenditures are recommended at \$2,978,616. Expenditures listed in the Capital Improvement Plan are recommended at \$18,445,649. The majority of the expenditures in the CIP are due to the construction of the collector well at Paddle Wheel Point and the design of Water Treatment Plant #3.

WASTEWATER FUND

Wastewater operating expenditures are recommended at \$2,971,292, a decrease from the previous year's budget. Capital expenditures in the wastewater fund for 2017 are recommended at \$3,437,378. As stated earlier, even with the recommended increase in rates.

SOLID WASTE FUND

Solid Waste operating expenditures are recommended at \$1,009,600 and capital expenditures of \$856,000.

PERSONNEL COMPENSATION AND BENEFITS PROPOSALS

The proposed 2017 budget includes provisions for a base adjustment and also to provide the funding to continue the annual step increase for eligible employees, a practice that has been in place in past years. With personnel issues such as this, we will make sure that we are in compliance with all respective labor laws as they relate to bargaining with the employee union, and refrain from implementing anything that would be considered a violation of the labor negotiation process.

In addition, salary adjustments have been made to a number of exempt employees who would otherwise be overtime eligible per the US Department of Labor Regulations. Additionally, adjustments have been made for seasonal and part-time wages to be more consistent with the local labor market.

A health care increase of 10% is budgeted. This is a conservative approach to this volatile area. To continue to provide this important benefit, yet maintain fiscal stability within the organization, the proposed budget recommends implementing the increase according to current distribution formula with the City paying 100% of the costs for a single plan and splitting the costs with the employees for dependent care plans.

CONCLUSION

The proposed budget was developed and is recommended as an appropriate use of the resources available to the City. Rising costs and increased demands do not keep up with the increases in revenue and stresses the resources the City has to draw from. However, the development of this budget demonstrates the desire to fulfill our mission to the best of our ability and to be good stewards of public money.

Forecasting into the future, it is important to be aware of potential fluctuations in the local farm economy, national economy, and our local economy to determine how they may impact the resources available to the local municipal organization. In the short term, it appears that the City of Yankton will continue its trend of a moderate growth pattern, both in population and sales. It is important to continue to invest in the community in a fashion that will allow the City to continue to establish itself as a desirable location. We must invest in ourselves by providing high quality services, maintaining and expanding our infrastructure, and working toward our quality of life goals. The more we improve our community the better positioned we are for growth and the better equipped we are to provide necessities and amenities. At the same time, however, we should be cognizant about the fundamental role of government, essential services, and the limitations of our resources.

I submit this year's budget with cautious optimism for Yankton's future and would like to thank the City Commission for their leadership in providing input and direction throughout this budget process. I would like to acknowledge the efforts of the whole Management Team. Each Department Head has made concessions in this year's budget to help meet the goals of the City as a whole. I would like to especially thank Duane Johnson and Al Viereck who have worked tirelessly to assist in preparing this budget for Commission review. This document is truly a team effort and both of these gentlemen have been vital in developing this proposal. I would also like to thank the City staff as a whole as they continue to implement our budget with an ideology of stewardship and responsibility. On behalf of the Management Team and City Staff, I submit to you my 2017 Budget for your consideration.

Respectfully,

A handwritten signature in blue ink, appearing to read 'A. Nelson', is written over a light blue horizontal line.

Amy Nelson
City Manager

CITY OF YANKTON
ADOPTED 2017 BUDGET
Property Valuations & Mill Rate 1984-2016

Year Appraised	Real	Utilities	Total	Dollar Change	Percent Change	City Mill Rate \$ per M	Year Collected
1984	\$87,288,475	\$5,358,689	\$92,647,164	\$770,392	0.84%	7.66	1985
1985	\$88,207,887	\$5,537,357	\$93,745,244	\$1,098,080	1.19%	8.31	1986
1986	\$91,294,969	\$5,461,565	\$96,756,534	\$3,011,290	3.21%	8.43	1987
1987	\$92,462,000	\$5,429,093	\$97,891,093	\$1,134,559	1.17%	8.42	1988
1988	\$94,644,748	\$5,671,208	\$100,315,956	\$2,424,863	2.48%	8.51	1989
1989	\$192,437,666	\$13,130,433	\$205,568,099	\$105,252,143	104.92%	4.21	1990
1990	\$197,507,417	\$13,419,038	\$210,926,455	\$5,358,356	2.61%	4.20	1991
1991	\$260,014,829	\$10,676,335	\$270,691,164	\$59,764,709	28.33%	3.44	1992
1992	\$279,966,735	\$11,019,659	\$290,986,394	\$20,295,230	7.50%	3.42	1993
1993	\$301,183,271	\$11,718,889	\$312,902,160	\$21,915,766	7.53%	3.42	1994
1994	\$310,852,204	\$12,117,292	\$322,969,496	\$10,067,336	3.22%	2.89	1995
1995	\$306,421,285	\$12,917,642	\$319,338,927	(\$3,630,569)	-1.12%	2.76	1996
1996	\$321,228,758	\$14,469,427	\$335,698,185	\$16,359,258	5.12%	3.02	1997
1997	\$313,556,472	\$14,138,024	\$327,694,496	(\$8,003,689)	-2.38%	3.27	1998
1998	\$327,060,432	\$14,533,733	\$341,594,165	\$13,899,669	4.24%	3.26	1999
1999	\$364,893,860	\$15,694,761	\$380,588,621	\$38,994,456	11.42%	3.16	2000
2000	\$386,593,089	\$15,972,819	\$402,565,908	\$21,977,287	5.77%	3.13	2001
2001	\$374,030,545	\$16,757,990	\$390,788,535	(\$11,777,373)	-2.93%	3.22	2002
2002	\$393,290,557	\$17,104,726	\$410,395,283	\$19,606,748	5.02%	3.28	2003
2003	\$406,530,569	\$17,267,704	\$423,798,273	\$13,402,990	3.27%	3.30	2004
2004	\$426,336,173	\$17,267,704	\$443,802,128	\$20,003,855	4.72%	3.29	2005
2005	\$439,045,063	\$14,999,059	\$454,044,122	\$10,241,994	2.31%	3.26	2006
2006	\$451,460,316	\$15,332,732	\$466,793,048	\$12,748,926	2.81%	3.33	2007
2007	\$507,568,187	\$15,332,733	\$522,900,920	\$56,107,872	12.02%	3.31	2008
2008	\$592,113,910	\$13,669,173	\$605,783,083	\$82,882,163	15.85%	3.20	2009
2009	\$622,528,251	\$13,669,173	\$636,197,424	\$30,414,341	5.02%	3.21	2010
2010	\$651,333,709	\$13,669,173	\$665,002,882	\$28,805,458	4.53%	3.15	2011
2011	\$724,224,400	\$13,669,173	\$737,893,573	\$72,890,691	10.96%	3.27	2012
2012	\$758,759,993	\$12,311,448	\$771,071,441	\$33,177,868	4.50%	3.44	2013
2013	\$770,665,741	\$12,311,448	\$782,977,189	\$11,905,748	1.54%	3.38	2014
2014	\$819,643,492	\$12,311,448	\$831,954,940	\$48,977,751	6.26%	3.27	2015
2015	\$863,570,255	\$13,467,629	\$877,037,884	\$45,082,944	5.42%	3.27	2016
2016	\$899,723,731	\$13,467,629	\$913,191,360	\$36,153,476	4.12%	3.43	2017

Notes:

The 1984-1988 valuation reflects 50% of full and true value as set by the Yankton County Board of Equalization.

The 1989 valuation reflects 100% of full and true values as required by State Law.

The 1991 valuation represents a mass reappraisal.

The 1996 valuation reflects 91.7% for owner-occupied and 88.3% for ag.

The 1997 valuation reflects 85% for both ag and owner-occupied.

The 1998 valuation reflects 86% for owner-occupied and 88% for ag.

The 1999 valuation reflects 94.3% for ag and 89.4% for owner-occupied.

The 2000 valuation reflects 98.2% for ag and 89.6% for owner-occupied.

The 2001 valuation reflects 91% for ag and 87.9% for owner-occupied.

The 2002 valuation reflects 92.6% for ag and 89.7% for owner-occupied.

The 2003 valuation reflects 96.6% for ag and 89.8% for owner-occupied.

The 2004 valuation reflects 91.8% for ag and 92.7% for owner-occupied.

The 2005 valuation reflects 88.5% for ag and 92.0% for owner-occupied.

The 2006 valuation reflects 89.1% for ag and 91.7% for owner-occupied.

The 2007 valuation reflects 99.1% for ag and 91.7% for owner-occupied.

The 2008 valuation reflects 93.6% for ag and 90.8% for owner-occupied.

The 2009 valuation reflects 85% for ag and 88.6% for owner-occupied.

The 2010 valuation reflects 84.8% for ag and 92.6% for owner-occupied.

The 2011 valuation reflects 84.8% for ag and 93.7% for owner-occupied.

The 2012 valuation reflects 85.0% for ag and 98.9% for owner-occupied.

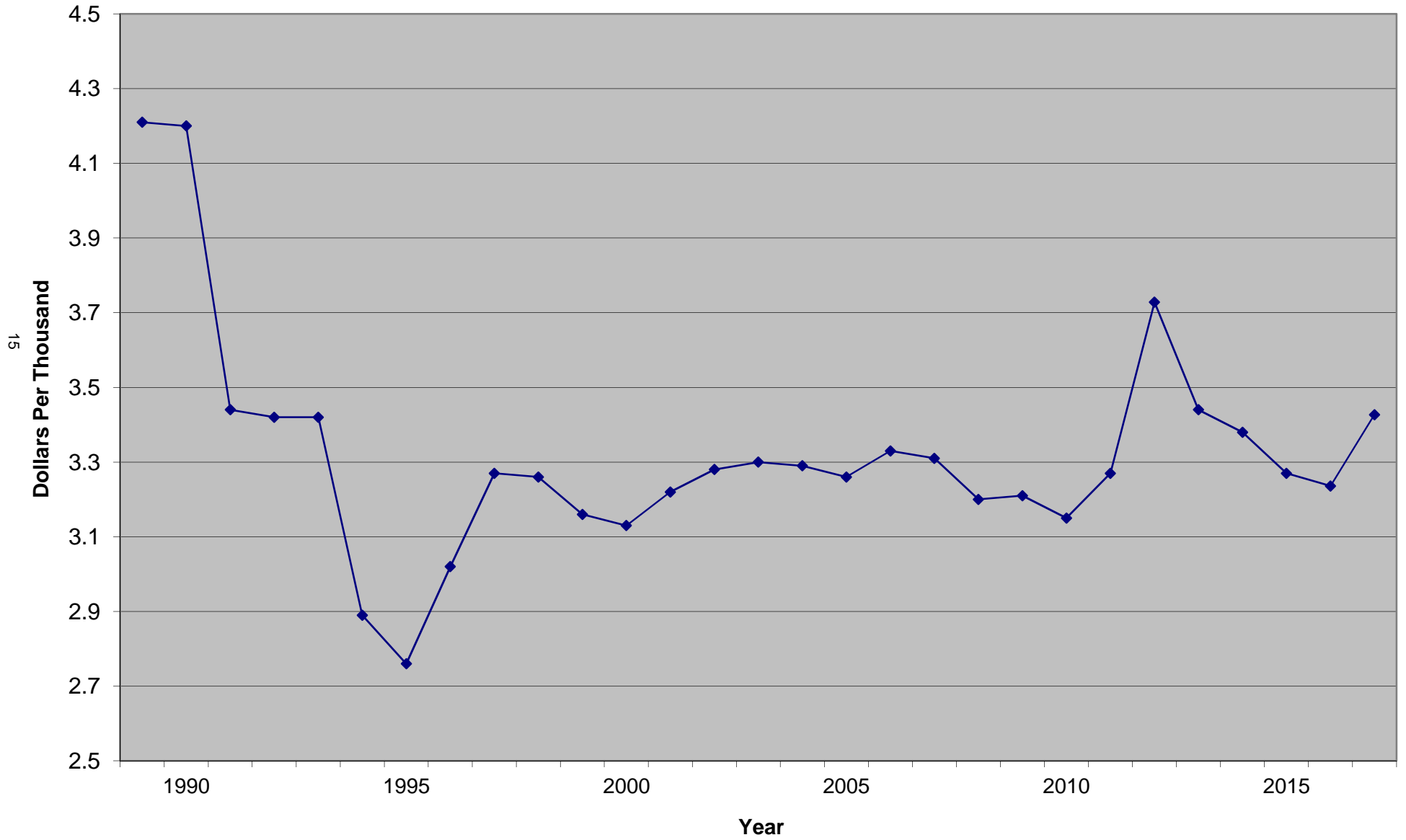
The 2013 valuation reflects 85.0% for ag and 90.4% for owner-occupied.

The 2014 valuation reflects 85.0% for ag and 92.5% for owner-occupied.

The 2015 valuation reflects 85.0% for ag and 92.3% for owner-occupied.

The 2016 valuation reflects 85.0% for ag and 93.6% for owner-occupied.

2017 Adopted Budget Mill Levy Trend



CITY OF YANKTON
ADOPTED 2017 BUDGET
City Property Tax Comparison

Retail Home Value	Amount of City 2015 Tax Levy 3.236 MILLS	Amount of City 2016 Tax Levy 3.427 MILLS	Change in Property Tax
\$45,000	\$134.70	\$142.34	\$7.64
\$50,000	\$149.67	\$158.16	\$8.49
\$55,000	\$164.63	\$173.97	\$9.34
\$60,000	\$179.60	\$189.79	\$10.19
\$70,000	\$209.53	\$221.42	\$11.89
\$75,000	\$224.50	\$237.23	\$12.74
\$80,000	\$239.46	\$253.05	\$13.59
\$85,000	\$254.43	\$268.87	\$14.43
\$90,000	\$269.40	\$284.68	\$15.28
\$95,000	\$284.36	\$300.50	\$16.13
\$100,000	\$299.33	\$316.31	\$16.98

NOTE: 2015 Valuations reflected at: 92.5%
 2016 Valuations reflected at: 92.3%

CITY OF YANKTON

Adopted 2017 Budget Capital Budget Summary

Fund	Description	New	Replacement	Capital	Total
GENERAL (101)					
City Manager's Office					
102 350	Office Furniture/Equipment		\$1,000		
102 350	Meeting Room Improvements	\$6,000			
					\$7,000
Finance					
104 350	Office Furniture/Equipment		\$1,000		
					\$1,000
Information Services					
105 350	Server & Computer Equipment		\$30,000		
105 350	Office Furniture & Equipment		\$1,000		
105 350	Plotter / Printer Replacement		\$2,000		
105 350	Technology Equipment		\$1,000		
105 350	Software Upgrade / Maintenance		\$3,000		
					\$37,000
Community Development					
					\$0
Police					
111 350	Range Upgrade		\$3,000		
111 350	Vehicle Replacements		\$75,000		
111 350	Protective Vests		\$7,000		
111 350	K-9 UNIT		\$2,000		
111 350	Special Response Team Equipment		\$6,000		
111 350	Tasers		\$4,500		
111 350	Video Camera and Recorder-Patrol Cars		\$1,000		
111 350	Radios	\$510,000			
111 350	In Car Computers		\$7,500		
111 350	Radar		\$7,500		
111 350	Furniture		\$2,500		
111 350	Detective Equipment		\$4,000		
111 350	Cameras		\$900		
					\$630,900
Animal Control					
113 350	Shelter Renovation		\$0		
					\$0
Fire					
114 350	Cyclical Replacement Personal Protective Equipment		\$10,000		
114 350	Cyclical Replacement of of Fire Hose		\$2,500		
114 350	Fire Grant Equipment (95/5)		\$300,000		
114 350	Replace Garage Doors Station #1		\$9,000		
114 350	Helmet Lights	\$4,500			
114 411	Interest Debt Service		\$190,232		
114 431	Other Debt Service		\$1,425		
					\$517,657

CITY OF YANKTON

Adopted 2017 Budget Capital Budget Summary

Fund	Description	New	Replacement	Capital	Total
Engineering and Inspection					
122 350	Radios / Survey		\$1,200		
122 350	Total Station Upgrade	\$10,000			
122 350	Furniture & Office Equipment		\$3,500		
					\$14,700
Streets					
123 350	Replace Trucks		\$140,000		
123 350	Joint/Crack Filler		\$55,000		
123 350	Replace Loader		\$175,000		
					\$370,000
Snow & Ice					
124 350	Replace Snow Plows		\$13,000		
124 301	Reshingle Salt Shed		\$35,000		
					\$48,000
City Hall					
125 301	Carpet / Floor Replacement		\$1,500		
125 301	Building Masonry Repair		\$2,000		
125 350	Lawn Care Equipment and Landscaping		\$1,000		
					\$4,500
Traffic Control					
126 350	New Street Lights / Detector Loops & Circuits		\$5,000		
126 350	School Crossings		\$3,000		
126 350	Street Lighting Replacement		\$11,000		
126 350	Signal System Upgrades/Replacement		\$25,000		
					\$44,000
Chan Gurney Airport					
127 301	Barrel Hanger Maintenance		\$2,000		
127 301	Signage & Runway Appurtenances		\$5,000		
127 350	Terminal Building and Fuel Equipment		\$1,000		
127 301	Pavement Repair		\$5,000		
127 301	Landscaping		\$2,000		
127 301	Electrical Lighting & Ceiling Tile Replacement		\$5,000		
127 320	Hanger		\$34,145		
127 411	Interest		\$6,697		
127 350	Loader		\$165,000		
127 350	Kubota Radio	\$1,200			
127 350	Tow Bar	\$3,000			
					\$230,042
Senior Citizens Center					
141 301	Concrete Replacement		\$1,000		
141 301	Flooring		\$1,000		
141 301	Window Replacement		\$1,000		
141 301	Ceiling Tile		\$300		
141 301	Landscaping		\$1,000		
141 301	Hot Water Heater		\$1,000		
141 350	Tables & Chairs		\$1,000		
					\$6,300
Library					
142 340	New Books		\$52,000		
142 342	Audio Visual Materials		\$13,000		
142 301	Library Roof		\$25,000		
142 350	Laptop		\$1,000		
142 350	eReaders	\$500			
142 301	South Doors		\$20,000		
					\$111,500

CITY OF YANKTON

Adopted 2017 Budget Capital Budget Summary

Fund	Description	New	Replacement	Capital	Total
Parks and Recreation (201)					
201 301	Landscaping		\$7,000		
201 350	Playground Equipment		\$200,000		
201 350	Shop Equipment		\$1,000		
201 350	Lawn Care Equipment		\$3,000		
201 350	Park Furniture		\$6,000		
201 350	Trailer to Replace Skid Steer Trailer		\$5,000		
201 350	Skid Loader Auger Driver Unit		\$2,200		
					\$224,200
Memorial Park Pool (202)					
202 350	Replace Pool Light Tower Fixtures		\$10,000		
202 350	Furniture Replacement		\$2,000		
202 350	Umbrellas for Concessions Area		\$6,000		
					\$18,000
High School/Summit Activities Center (203)					
203 350	Fitness Equipment (50s/50c)		\$15,000		
					\$15,000
Marne Creek (204)					
204 350	Truck and Snow Blade		\$40,000		
204 310	Land Acquisition		\$30,000		
204 320	Maintenance Trail Construction		\$20,000		
204 320	Bank Stabilization		\$10,000		
204 350	Trail Amenities - Benches, Trash Can Holders		\$2,000		
204 350	Lawn Care Equipment		\$1,000		
					\$103,000
Bridge and Street (207)					
221 223	Paint Bridges & Repair		\$20,000		
221 301	Road Materials		\$50,000		
221 391	Pine Street Bridge Replacement		\$1,412,321		
					\$1,482,321
911 / Dispatch (208)					
208 350	Computer Equipment		\$4,000		
208 350	Radio Project 911 Eligible Costs	\$650,000			
					\$654,000
Airport Capital (502)					
511 394	Reconstruct Apron (5% City / 5% State)		\$750,000		
511 397	Terminal Apron Joint Seal		\$50,000		
					\$800,000
Parks & Recreation Capital (503)					
541 325	Tennis Court Resurfacing		\$25,000		
544 390	Riverside Park - Heat Utility Area of Restrooms	\$4,000			
549 361	Summer Welcome Banners		\$5,000		
549 362	Buildings - Replace Doors & Frames		\$6,000		
549 363	Bleachers		\$12,500		
xxx xxx	Commissioner Ideas frm NLC	\$15,000			
541 321	Memorial Park - Replace Trails		\$45,000		
					\$112,500
Special Assessment Projects (504)					
581 392	Alley - Riverside to 2nd / Broadway to Cedar		\$100,000		
					\$100,000

CITY OF YANKTON

Adopted 2017 Budget Capital Budget Summary

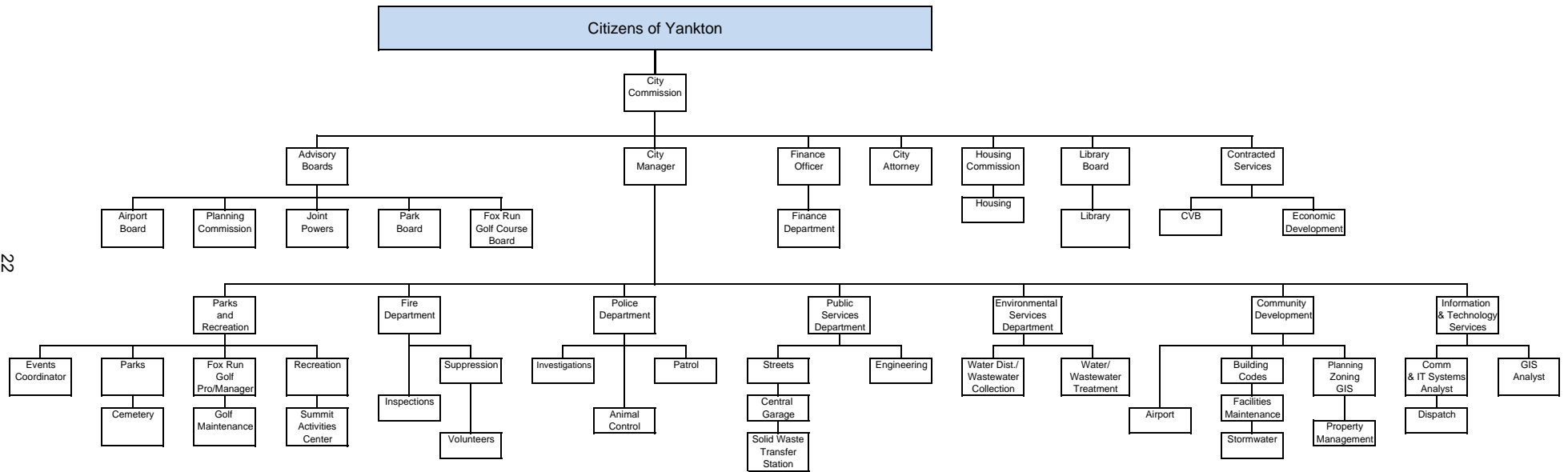
Fund	Description	New	Replacement	Capital	Total
SPECIAL CAPITAL IMPROVEMENT (506)					
Summit Activities Center Building Construction (SAC) (571)					
571 350	Misc Repairs (100c)		\$15,000		
571 301	EIFS Painting (60s/40c)		\$200,000		
571 350	Pool Filter & Impeller (11s/89c)		\$2,000		
571 350	Pool Deck Furniture (11s/89c)		\$1,000		
571 301	SS doors & Frames into Aquatics Area (11s/89c)		\$25,000		
571 350	SAC Volleyball Standards (50s/50c)		\$5,800		
571 301	New Flooring on Steps to Weight Area (50s/50c)		\$10,000		
571 301	Landscaping (60s/40c)		\$1,000		
571 301	Restripe Parking Lots (60s/40c)		\$7,500		
571 301	Drinking Fountain Cooled Aux Gym (85s/15c)		\$10,000		
571 301	Drinking Fountain Cooled Main Gym (85s/15c)		\$15,000		
571 301	Roof Replacement (85s/15c)		\$130,000		
571 301	Gym Floors (85s/15c)		\$12,000		
571 301	Replace Portable Wall in YCAH (99s/1c)		\$12,000		
					\$446,300
Street Reconstruction (506)					
572 202	Professional Services / Payment to YAPG		\$320,835		
572 626	Transfer to Bridge & Street		\$606,018		
572 376	Open Asphalt		\$550,000		
572 390	Street Construction / ADA		\$80,000		
574 373	Permanent Pavement Markings & Reflective Signage		\$80,000		
574 381	Downtown Alleys & City Parking Lots		\$150,000		
574 390	Crushed Salvage Concrete		\$200,000		
572 384	Cedar, 2nd to 4th & Calmers on 2nd Street		\$650,000		
572 384	WCLR, RR Tracks to Golf View Lane		\$625,000		
572 374	8th Street, Linn to Summit		\$300,000		
572 371	21st Street, RR Crossing (Our Share Only)		\$50,000		
572 372	21st Street, Summit to RR		\$250,000		
572 375	25th Street, Douglas to Mulberry		\$350,000		
572 377	Maple Street, 4th to 6th - Water Main Replacement		\$280,000		
572 378	Hwy 81 / Broadway Sidewalk Along Cemetary		\$40,000		
					\$4,531,853
Storm Sewer (506)					
573 623	Transfer to Marne Creek		\$80,000		
573 390	Storm Sewer Construction		\$15,000		
573.391	Trail & Drainage Improvements		\$25,000		
					\$120,000
Water Utilities (602)					
602 350	Panel Views		\$8,000		
602 301	Pressure Reducing Valves		\$30,000		
602 350	A/C Pant #2		\$5,000		
602 326	Clarifier Trough Replacement		\$500,000		
602 326	Treatment Plant Improvements		\$17,000,000		
602 389	Maple Street, 4th to 6th - Water Main Replacement - S?		\$125,000		
602 350	GIS Mapping (Split with Wastewater)		\$5,000		
602 390	Reserve for Future Improvements		\$75,000		
					\$17,748,000

CITY OF YANKTON

Adopted 2017 Budget Capital Budget Summary

Fund	Description	New	Replacement	Capital	Total
Wastewater (611)					
611 350	Radio		\$700		
611 350	Replace Lab Equipment		\$7,000		
611 350	Ice Maker		\$4,000		
611 350	Replace Vehicle		\$29,000		
611 350	Skid Loader		\$45,000		
611 350	Lab Water Still		\$6,500		
611 350	Bod Incubator		\$2,500		
611 301	Screening for Lagoons	\$6,000			
611 301	Clarifier - Sandblast & Paint		\$120,000		
611 301	Manhole Repair		\$25,000		
611 328	Lift Station Gravity Main	\$2,200,000			
611 301	Aeration Diffusers		\$20,000		
611 301	SCADA - replacement		\$15,000		
611 390	Reserve for Future Improvements		\$35,000		
					\$2,515,700
Cemetery (621)					
621 301	Landscaping		\$1,000		
621 350	Replace Mowers & Trimmers		\$13,000		
621 350	Zrator - Zero Turn Aerator	\$10,000			
621 301	Repurchase Cemetery Lots		\$500		
621 301	Repair old Headstones		\$1,000		
621 350	Replace Skid Steer, Back-hoe, Snow Blower		\$27,000		
					\$52,500
Solid Wate (631)					
631 350	Roll Carts	\$630,000			
631 350	Truck Tippers	\$56,000			
631 350	Semi Tractor	\$65,000			
631 350	Walking Floor Trailer		\$80,000		
631 350	Building Modifications	\$5,000			
631 350	Education	\$20,000			
					\$856,000
Solid Waste Disposal and Recycling (Joint Powers) (637)					
637 350	Transfer Trailer		\$80,000		
637 390	Rubble Trench		\$25,000		
638 441	Building Debt Service (\$352,680@3%-20 Years)		\$24,021		
637 350	Replace Skid Loader		\$50,000		
638 320	Overhead Door Replacement		\$9,000		
					\$188,021
Golf Course (641)					
641 350	Replace Concrete Around Cart Sheds		\$10,000		
641 350	Concrete Cart Paths		\$10,000		
641 350	TCE - Fairway Mowers (3)		\$52,000		
641 350	New Server, Software, CC Processing Equipment		\$5,000		
					\$77,000
Central Garage (801)					
801 350	Fleet Management System		\$25,000		
801 350	Tools and Equipment		\$10,000		
					\$35,000
TOTALS		\$4,196,200	\$27,905,794		\$32,101,994

Organization Structure for the City of Yankton



City of Yankton

Adopted 2017 Budget Budgeted Positions

23

Department Name	2016 Regular Full-time	2016 Regular Part-time	2017 Regular Full-time	2017 Regular & Appointed Part-time
City Commission				
Mayor		1		1
Commissioners		8		8
City Manager				
Administrative Assistant	1		1	
HR Coordinator	1		1	
Information Services				
Info & Tech Services Director	1		1	
Comm & IT System Analyst	1		1	
GIS Analyst	1		1	
Comm. & Econ Developmnt				
Comm & Econ Develop. Dir	1		1	
Building Official	1		1	
Building Inspector/Eng Tech	1		1	
Rsrch Sp. & Code Enf Off	1		1	
Comm & Econ Dev Assistant	1		1	
Airport Supervisor	1		1	
City Attorney				
Attorney		1		1
Finance Office				
Finance Officer	1		1	
Deputy Finance Officer	1		1	
Computer Operator	1		1	
Accounting Clerks	3		3	
Utilities Cust. Serv. Clerk	1		1	
Municipal Records Clerk	1		1	
Police				
Chief of Police	1		1	
Lieutenant	3		2	
Sergeants	3		4	
Corporals	1		1	
Detectives	3		3	
Police Officers	14		15	
School Resource Officer		1		1
Office Specialist	1		1	
Police Records Clerk	1		1	

Department Name	2016 Regular Full-time	2016 Regular Part-time	2017 Regular Full-time	2017 Regular & Appointed Part-time
911 Dispatch				
Communications Supervisor	1		1	
Communications Specialist	0		0	
Dispatchers	8		8	
Animal Control				
Animal Control Officer	1		1	
Public Works Administration				
Director of Public Works	1		1	
Office Specialist	0.17		0.17	
Housing Authority	2		2	
Public Works Engineering				
Civil Engineer	1		1	
Sr. Engineering Tech	2		2	
CD Government Buildings				
Bldg Mnt/Custodial Sup	0.75		0.75	
Custodians	1		1	
PW Streets				
PW Manager	1		1	
PW Manager Assistant	1		1	
Sr. Equipment Operator	5		6	
Equipment Operator	5		4	
Lead Sr. Equipment Oper	1		1	
Office Specialist	0.17		0.17	
PW Traffic Control				
Airport Mnt/Signal Tech	0.5		0.5	
CD Gurney Airport				
Airport Mnt/Signal Tech	0.5		0.5	
Community Library				
Library Director	1		1	
Assistant Library Director	1		1	
Librarian	1		1	
Sr. Library Assistant	1		1	
Library Assistant	2	0.85	2	0.85
Bldg Mnt/Custodial Sup	0.25		0.25	
Library Custodian		0.75		0.75

City of Yankton

Adopted 2017 Budget Budgeted Positions

Department Name	2016 Regular Full-time	2016 Regular Part-time	2017 Regular Full-time	2017 Regular & Appointed Part-time
Fire Department				
Fire Chief	1		1	
Fire Marshal	1		1	
Parks, Recreation & City Events				
Prk, Rec, & Events Director	1		1	
Parks & Grounds Super	1		1	
Secretary	1		1	
Sr. Grounds Mntc Wrkr	1		1	
Grounds Mntc Wrkr	4		4	
Urban Forestry Specialist	1		1	
Events Coordinator	1		1	
Marne Creek				
Sr. Grounds Mntc Wrkr	1		1	
Summit Activities Ctr				
Recreation Superintendent	1		1	
Recreation Coordinator	1		1	
Office Specialist	1		1	
Receptionist	1		1	
Golf Course				
Golf Pro/Manager	1		1	
Golf Operations Manager	0		1	
Golf Operations Ass. Mngr	1		1	
Golf Course Superintendent	1		1	
Sr. Equipment Operator	1		1	
Water				
Utilities Director	0.5		0.5	
Wtr Distr/WW Collec Super	1		1	
Water Plant Superintendent	1		1	
Water Plant Supervisor	1		1	
Sr. Water Plant Operators	3		3	
Water Meter Technician	1		1	
Utilities Mntc Wrkr	1		1	
Water Plant Operator	1		1	

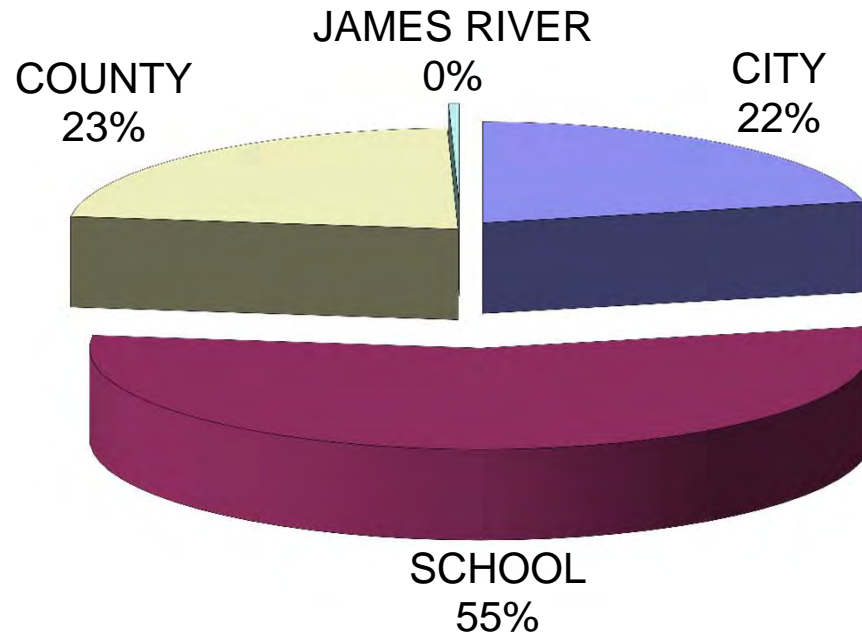
Department Name	2016 Regular Full-time	2016 Regular Part-time	2017 Regular Full-time	2017 Regular & Appointed Part-time
Wastewater				
Utilities Director	0.5		0.5	
WW Plant Superintendent	1		1	
WW Plant Supervisor	1		1	
Sr WW Plant Operator	1		1	
WW Plant Operator	1		1	
Sr WW Lab Technician	1		1	
Lead Sr Equipment Operator	1		1	
Utilities Mntc Worker	2		2	
WW Lab Tech/Plant Oper	1		1	
Cemetery				
Sr. Grounds Mntc Wrkr	1		1	
Solid Waste				
Sr. Sanitation Truck Oper	2.75		2.75	
Sanitation Truck Operator	3.25		3.25	
Jt Pwrs/Trans Station				
Office Specialist	1.66		1.66	
Transfer Station Superintenden	1		1	
Transfer Station Truck Oper	1		1	
Transfer Station Attendant	0.5		1.5	
Sr. Sanitation Truck Oper	0.25		0.25	
Sanitation Truck Operator	0.75		0.75	
Recycling				
Transfer Station Attendant	0.5		0.5	
Central Garage				
Fleet Supervisor	1		1	
Fleet Mechanic	1		1	
<hr/>				
TOTAL	141	12.6	142	12.6

CITY OF YANKTON

2017 BUDGET OVERVIEW

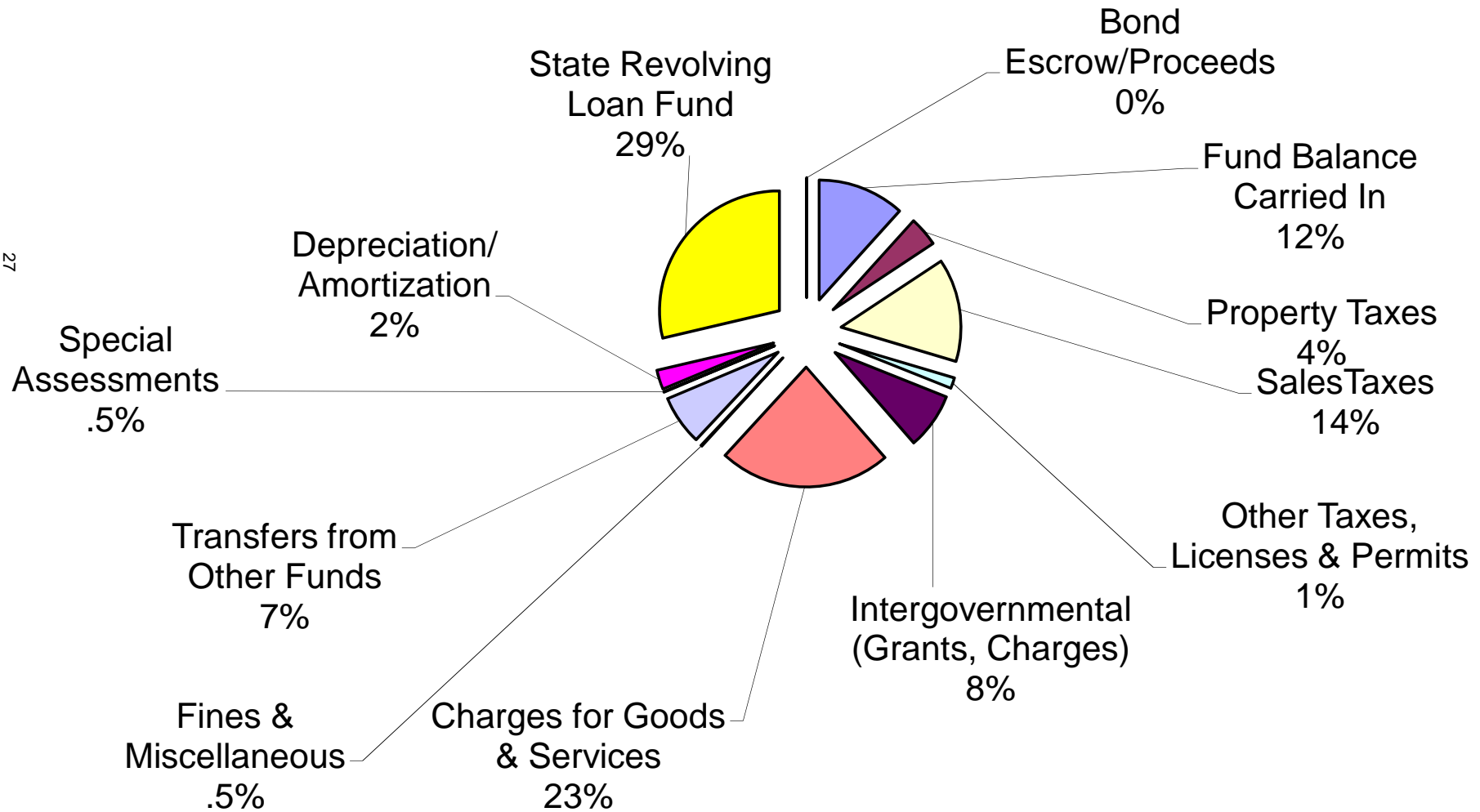
Revenue Sources	FUNDS					Total
	General	Special Revenue	Capital Projects	Enterprise, Water, Wastewater, Solid Waste, Golf	Internal Service	
Fund Balance Carried In	\$2,668,932	\$984,135	\$1,023,258	\$3,186,484	\$175,588	\$8,038,396
Property Taxes	\$2,556,526	\$0	\$197,000	\$0	\$0	\$2,753,526
Sales Taxes	\$5,087,859	\$624,436	\$3,841,572	\$0	\$0	\$9,553,867
Other Taxes, Licenses & Permits	\$872,907	\$120,000	\$0	\$0	\$0	\$992,907
Intergovernmental (Grants, Charges)	\$1,573,867	\$1,089,435	\$2,214,328	\$315,000	\$0	\$5,192,630
Charges for Goods & Services	\$2,250,422	\$567,205	\$0	\$12,285,447	\$857,395	\$15,960,469
Fines & Miscellaneous	\$50,000	\$5,560	\$25,000	\$25,850	\$0	\$106,410
Transfers from Other Funds	\$258,379	\$4,003,651	\$209,381	\$125,181	\$0	\$4,596,592
Special Assessments	\$0	\$44,600	\$0	\$0	\$0	\$44,600
Depreciation/Amortization	\$0	\$0	\$0	\$1,789,830	\$0	\$1,789,830
State Revolving Loan Fund	\$0	\$0	\$0	\$19,700,000	\$0	\$19,700,000
Bond Escrow/Proceeds	\$0	\$0	\$0	\$0	\$0	\$0
Total Revenue Sources	\$15,318,892	\$7,439,022	\$7,510,539	\$37,427,792	\$1,032,983	\$68,729,227
Expenditures Uses by Type						
Personnel Services	\$6,747,576	\$2,000,826	\$0	\$2,657,540	\$142,999	\$11,548,941
Operating Expenses	\$2,927,061	\$1,975,813	\$377,835	\$6,544,155	\$679,396	\$12,504,260
Capital Expenditures	\$2,021,157	\$2,476,521	\$6,346,538	\$21,485,249	\$35,000	\$32,364,465
Bond Principal Payments	\$0	\$0	\$0	\$2,620,032	\$0	\$2,620,032
Transfers to Other Funds	\$3,623,098	\$47,120	\$818,629	\$131,392	\$0	\$4,620,239
Total Expenditure Uses--Type	\$15,318,892	\$6,500,280	\$7,543,002	\$33,438,368	\$857,395	\$63,657,937
Expenditures Uses by Function						
Public Works (Streets, Engineering, Airport)	\$4,155,114	\$1,482,321	\$6,398,483	\$0	\$857,395	\$12,893,313
General Government (Manager, Finance, Community Development, MIS, Attorney, Commission)	\$2,085,597	\$0	\$0	\$0	\$0	\$2,085,597
Public Safety (Police, Fire, 911 / Dispatch)	\$4,373,625	\$1,426,343	\$0	\$0	\$0	\$5,799,968
Culture/Recreation (Library, Parks, SAC, Golf)	\$791,394	\$2,707,856	\$268,890	\$1,074,688	\$0	\$4,842,828
Utilities (Water, Wastewater, Solid Waste)	\$0	\$0	\$0	\$32,232,288	\$0	\$32,232,288
Other (Special Approp., Transfers, Contingencies)	\$3,913,162	\$883,760	\$875,629	\$131,392	\$0	\$5,803,943
Total Expenditure Uses--Function	\$15,318,892	\$6,500,280	\$7,543,002	\$33,438,368	\$857,395	\$63,657,937

2017 Adopted Budget Mill Levy 2016 Payable in 2017



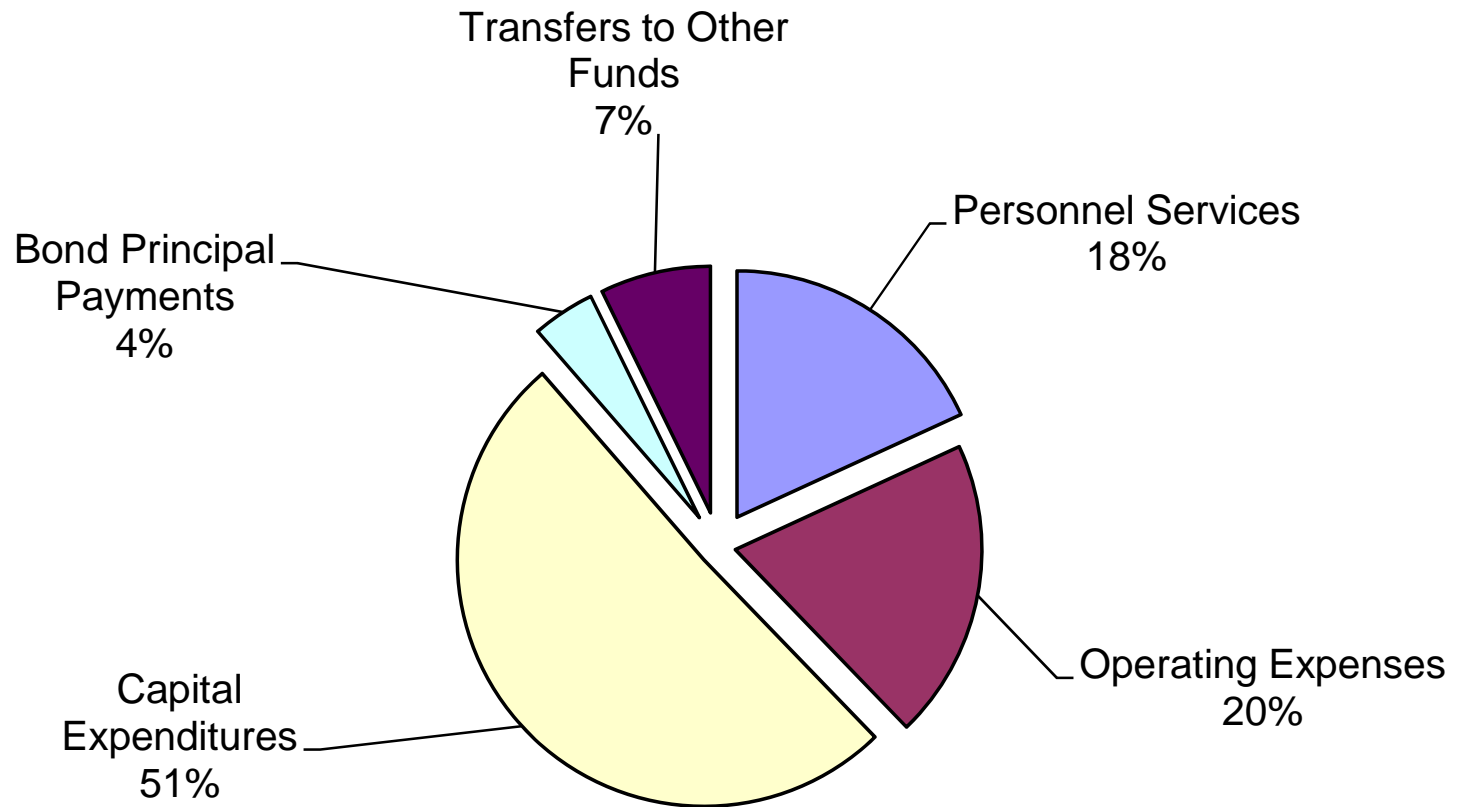
2017 ADOPTED BUDGET

Revenues by Sources



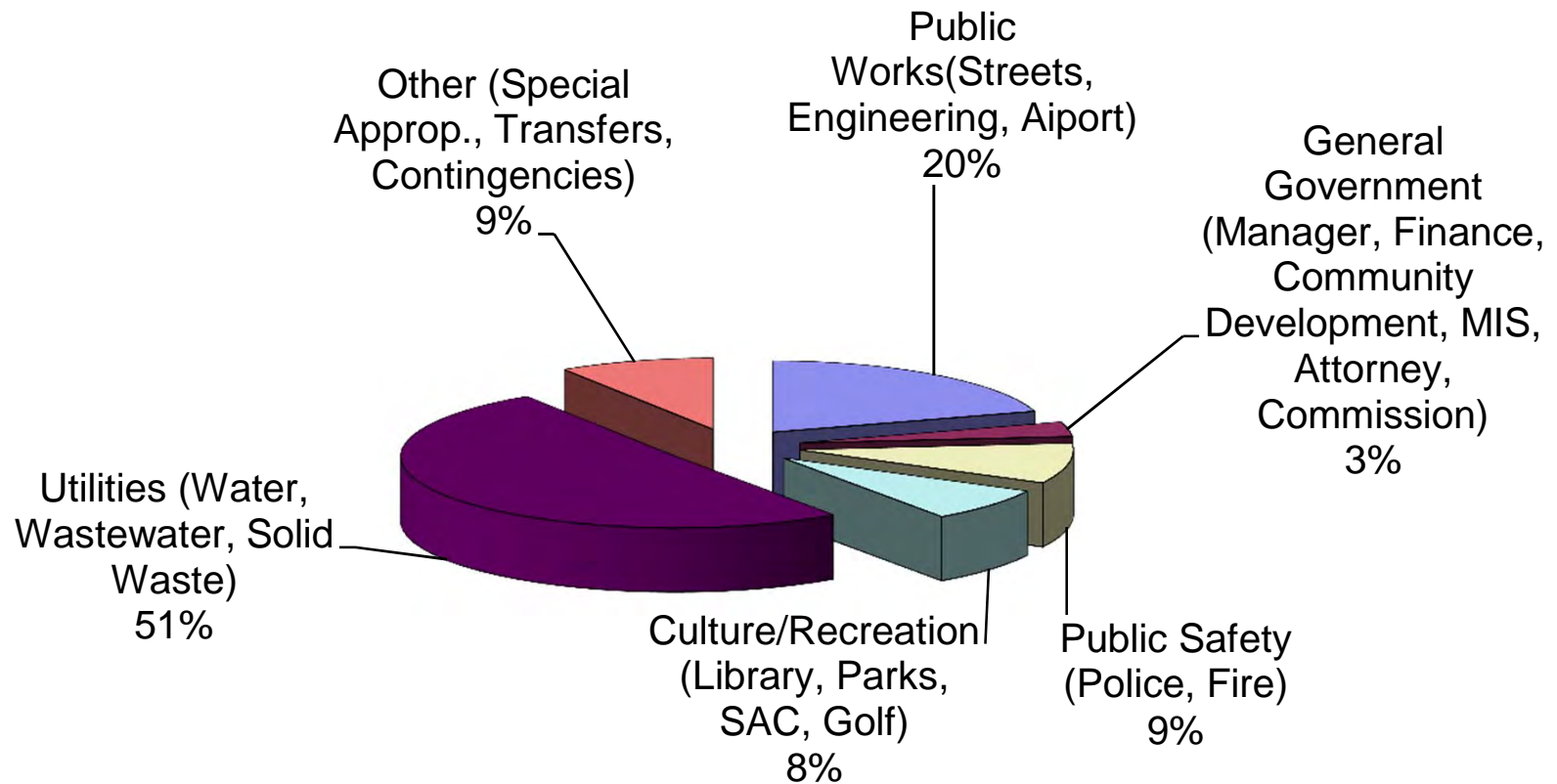
2017 ADOPTED BUDGET

Expenditures by Type



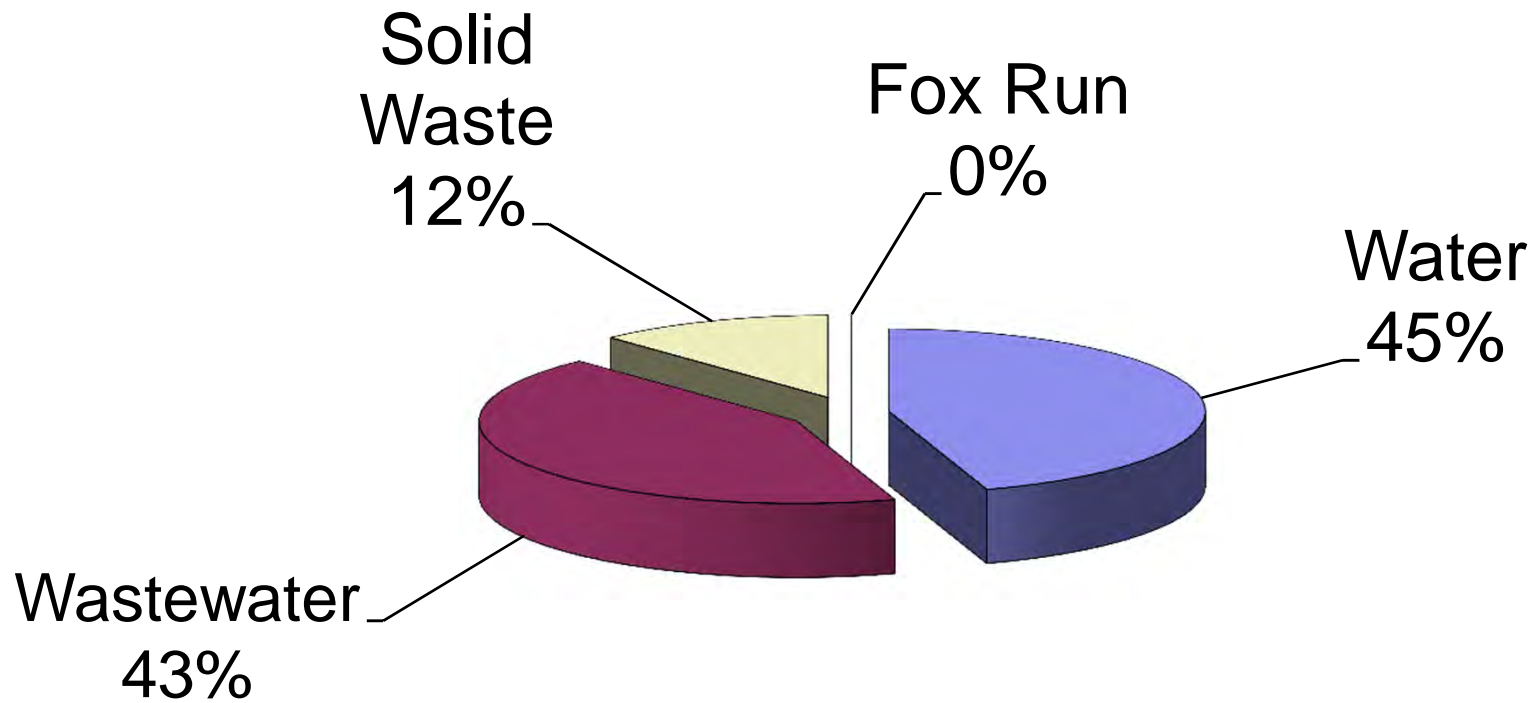
2017 ADOPTED BUDGET

Expenditures by Function



2017 ADOPTED BUDGET

Billing and Administration



City of Yankton

ADOPTED 2017 BUDGET

Administration

Calculation of Administration Charges to Enterprise

Department	Budget Amount	Percent to General	Percent to Enterprise	Amount to General	Amount to Enterprise	
City Commission	\$159,446	45%	55%	\$71,751	\$87,695	
City Manager's Office	\$397,965	45%	55%	\$179,084	\$218,881	
City Attorney	\$57,081	45%	55%	\$25,686	\$31,395	
Finance Office	\$629,447	30%	70%	\$188,834	\$440,613	
Information Services	\$383,403	45%	55%	\$172,531	\$210,872	
Community Development	\$458,255	45%	55%	\$206,215	\$252,040	
Engineering Office	\$638,649	35%	65%	\$223,527	\$415,122	
City Hall	\$205,426	45%	55%	\$92,442	\$112,984	
Parks & Recreation	\$1,476,341	75%	25%	\$1,107,256	\$369,085	
						\$1,457,566
Total	\$4,406,013			\$2,267,326	\$2,138,687	\$1,457,566

Calculation of Cost Allocation to Enterprise Funds

Department	Revenue	% of Total Revenue	% based on fixed percentage	Amount of Admin	City Clean up week	Amount Charged
Water	\$5,813,095	52.38%	45.00%	\$655,905	\$0	\$655,905
Wastewater	\$3,504,190	31.58%	43.00%	\$626,754	\$0	\$626,754
Solid Waste	\$1,096,582	9.88%	12.00%	\$174,908	\$80,000	\$254,908
Fox Run	\$683,180	6.16%	0.00%	\$0	\$0	\$0
Total	\$11,097,047	100%	100%	\$1,457,567	\$80,000	\$1,537,567



VALUE OF YOUR CITY OF YANKTON DOLLAR

The following list represents a sampling of the City services provided for the \$26.73 per month:

- | | |
|------------------------|---------------------|
| Fire Protection | Public Works |
| Police Protection | Municipal Airport |
| Street Marking | Building Inspection |
| Street Maintenance | Municipal Band |
| Street Lighting | Public Library |
| Street Sweeping | Snow Removal |
| Senior Citizens Center | Swimming Pool |
| Animal Control | Recreation Programs |

For comparison purposes, the following items denote common monthly expenses for a Yankton family:

- * Two 16 gallon tanks of unleaded self-serve fuel at \$3.04 per gallon would cost \$97.28.
- * Four gallons of 2% milk at 4.27 per gallon would cost \$17.08.
- * Digital cable television service would cost the consumer \$56.95 per month.
- * Basic cell phone/smartphone line access and data service charges for two phones is \$90.00 per month. This does not include the monthly or retail price of the phone.
- * An average residential electric bill of 800 kwh per month would cost \$106.45.

ACTUAL VALUE OF HOME = \$100,000

To determine City tax liability multiply taxable valuation by adopted mill levy
 $\$100,000 \times .936^* \times .003427 = 320.77$

TAXABLE VALUATION: \$93,600 (\$100,000 x .936)
 CITY TAX LIABILITY: \$320.77

MONTHLY EXPENSE FOR CITY SERVICES

To determine the monthly expense for City services divide tax liability by 12 months
 $\$320.77 \div 12 = \26.73 per month

* 2016 valuation 93.6% of full and true value

Legal Debt Worksheet

12-31-14
Assessed Value

Total Municipal Assessed Value \$ 863,570,255.00 Addit. 10% Debt
5% Legal Debt Margin \$ 43,178,512.75 \$ 86,357,025.50

Issuance	Mature	Outstanding Balance 12-31-14		
Sales Tax Rev. Bonds Series 2011A (\$2,670,000 @ 3%)	2031	\$ 2,285,000.00		
Less amount available for debt service:		\$ 195,565.00	\$	2,089,435.00
Waste Water Refunding Series 2011B (\$4,325,000 @ 2.6% avg.)	2020	\$ 2,370,000.00		
SRF Waste Water Loan #3 (\$6,130,000 @ 3.5%)	2023	\$ 2,961,100.02		
Pending Waste Water Loan #4 (\$3,330,000 @3.3%)	2034	\$ -		
Sub-total		\$ 5,331,100.02		
Less amount available for debt service:		\$ 510,030.20	\$	4,821,069.82
SRF Water Loan #1 (\$3,460,000 @ 3.5%)	2023	\$ 1,705,843.49		
SRF Water Loan #2 (881,430.53 @ 3.25%)	2029	\$ 676,495.06		
SRF Water Loan #3 (\$3,000,000 @ 3.25%)	2031	\$ 2,092,106.75		
SRF Water Loan #4 (\$1,980,000 @ 3%)	2031	\$ 1,631,557.12		
Water Loan #5 (\$12,850,000 @3%/\$1m. Princ. Forgiv.)	2044			\$ 2,721,636.00
Sub-total		\$ 6,106,002.42		
Less amount available for debt service:		\$ -	\$	6,106,002.42
				\$ 2,041,693.08
Transfer Station Loan #1 (\$285,000 @ 3%)	2025	\$ 159,425.31		
Transfer Station Loan #2 (\$75,000 @ 3%)	2026	\$ 41,256.47		
Pending Transfer Station Loan #3 (\$450,000 @ 2.25%/ten years)	2026	\$ -		
Sub-total		\$ 200,681.78		
Less amount available for debt service:		\$ 24,020.78	\$	176,661.00
2009 Fire Stat.Cert.of Participation (\$2,420,000 @ 4.562 Avg. %)	2028	\$ 1,745,000.00	\$	1,745,000.00
Total Legal Debt			\$	14,938,168.24
Additional Debt Available			\$	2,041,693.08
			\$	28,240,344.51
			\$	84,315,332.42

City of Yankton
Adopted 2017 Budget

ANALYSIS OF CASH BALANCE, REVENUES, TRANSFERS
EXPENDITURES, AND APPROPRIATIONS FOR GENERAL FUND

Fund: General

ACCOUNT DESCRIPTION	2013 ACTUAL	2014 ACTUAL	2015 ACTUAL	2016 ADOPTED	2016 Y.T.D.	2016 ESTIMATED	2017 ADOPTED
Beginning Balance 1-1	\$3,209,713	\$3,869,153	\$4,845,735	\$2,321,860	\$4,810,520	\$4,810,520	\$2,668,932
Revenues:							
Current Property Taxes	\$2,259,756	\$2,335,455	\$2,403,278	\$2,488,388	\$1,336,393	\$2,488,250	\$2,535,526
Other Taxes	\$5,063,466	\$5,296,157	\$5,448,019	\$5,509,464	\$2,165,940	\$5,531,633	\$5,629,091
Licenses & Permits	\$410,930	\$367,941	\$442,583	\$342,800	\$170,100	\$349,675	\$352,675
Intergovernmental Revenues	\$770,563	\$648,705	\$791,508	\$940,211	\$348,432	\$1,006,705	\$1,573,867
Charges for Goods & Services	\$2,548,672	\$2,562,825	\$2,470,138	\$2,332,512	\$1,792,955	\$2,349,835	\$2,250,422
Fines & Forfeits	\$14,442	\$11,962	\$13,420	\$15,000	\$4,769	\$14,500	\$14,500
Miscellaneous	\$38,944	\$122,762	\$212,863	\$24,000	\$22,012	\$43,817	\$35,500
Total Revenue	\$11,106,773	\$11,345,807	\$11,781,809	\$11,652,375	\$5,840,601	\$11,784,415	\$12,391,581
Transfers In	\$538,421	\$431,816	\$2,423,760	\$258,379	\$131,392	\$255,002	\$258,379
Due To / Due From Other Funds	(\$141,156)	(\$29,185)	(\$27,671)	\$0	\$0	\$0	\$0
Total Funds Available	\$14,713,751	\$15,617,591	\$19,023,633	\$14,232,614	\$10,782,513	\$16,849,937	\$15,318,892
Transfers Out	\$2,363,148	\$2,275,682	\$4,498,655	\$3,027,096	\$1,458,628	\$2,943,463	\$3,623,098
Expenditures/Appropriations	\$8,481,450	\$8,496,174	\$9,714,458	\$11,588,864	\$4,674,627	\$11,237,543	\$11,695,794
Total Funds Committed	\$10,844,598	\$10,771,856	\$14,213,113	\$14,615,960	\$6,133,255	\$14,181,006	\$15,318,892
Ending Balance 12-31	\$3,869,153	\$4,845,735	\$4,810,520	(\$383,346)	\$4,649,258	\$2,668,932	\$0



City of Yankton
Adopted 2017 Budget

Fund: General

ACCOUNT NO.	DESCRIPTION	2013 ACTUAL	2014 ACTUAL	2015 ACTUAL	2016 ADOPTED	2016 Y.T.D.	2016 ESTIMATED	2017 ADOPTED
101 31xx	Property Tax Current	\$2,259,756	\$2,335,455	\$2,403,278	\$2,488,388	\$1,336,393	\$2,488,250	\$2,535,526
101 31xx	Property Tax All Prior	\$25,985	\$20,854	\$20,440	\$20,000	\$12,629	\$20,000	\$20,000
101 3128	Property Tax Mobile Home	\$1,063	\$1,191	\$1,018	\$1,000	\$48	\$1,000	\$1,000
101 3140	General Sales and Use Tax	\$4,506,406	\$4,752,015	\$4,892,550	\$4,968,232	\$1,857,773	\$4,990,401	\$5,087,859
101 3150	Yankton Road Tax	\$331,218	\$325,419	\$336,827	\$325,000	\$190,767	\$325,000	\$325,000
101 3155	Fire Station Opt-Out	\$190,867	\$190,344	\$190,670	\$190,232	\$102,997	\$190,232	\$190,232
101 3190	Pen. & Int. on Delinquent Tax	\$7,927	\$6,334	\$6,514	\$5,000	\$1,726	\$5,000	\$5,000
	Subtotal Taxes	\$7,323,222	\$7,631,612	\$7,851,297	\$7,997,852	\$3,502,333	\$8,019,883	\$8,164,617
101 3210	Liquor Licenses	\$121,575	\$49,417	\$123,505	\$46,000	\$10,603	\$46,000	\$46,000
101 3220	Other Licenses	\$21,686	\$25,402	\$26,218	\$23,000	\$4,661	\$23,000	\$23,000
101 3230	Permits	\$34,004	\$65,031	\$60,585	\$55,000	\$13,589	\$55,000	\$55,000
101 3231	Zoning Fees	\$400	\$400	\$800	\$300	\$300	\$300	\$300
101 3232	Storm Water Permit Fee	\$990	\$1,510	\$1,475	\$1,100	\$250	\$1,100	\$1,100
101 3233	Golf Car Permits	\$450	\$425	\$275	\$400	\$125	\$275	\$275
101 3240	Cable TV Franchise	\$213,641	\$205,745	\$212,529	\$200,000	\$128,715	\$207,000	\$210,000
101 3241	Tower Lease	\$18,184	\$20,011	\$17,196	\$17,000	\$11,857	\$17,000	\$17,000
	Subtotal Licenses & Permits	\$410,930	\$367,941	\$442,583	\$342,800	\$170,100	\$349,675	\$352,675
101 3341	Mobile Command Post Grant	\$0	\$0	\$0	\$0	\$0	\$0	\$0
101 3347	Atty Gen Drug Control Fund	\$38,000	\$0	\$0	\$0	\$0	\$0	\$0
101 3349	Homeland Security Grant	\$24,310	\$21,941	\$21,000	\$20,000	\$0	\$0	\$20,000
101 3352	Bulletproof Partnership Grant	\$0	\$1,380	\$2,110	\$1,000	\$0	\$1,000	\$1,000
101 3353	Traffic Enforcement Grant	\$0	\$0	\$0	\$0	\$3,500	\$3,500	\$0
101 3354	Police Grant	\$31,444	\$1,471	\$3,692	\$0	\$1,290	\$1,290	\$0
101 3358	Radio Project Financing	\$0	\$0	\$0	\$0	\$0	\$0	\$600,000
101 3359	Fire Grant	\$0	\$0	\$22,428	\$285,000	\$0	\$285,000	\$285,000
101 3360	Civil Defense Siren Grant	\$0	\$0	\$250	\$0	\$0	\$0	\$0
101 3361	Liquor Tax Reversions	\$94,639	\$65,620	\$113,057	\$89,000	\$22,054	\$89,000	\$89,000
101 3362	Amusement Machine Fees	\$2,028	\$1,572	\$2,004	\$2,532	\$336	\$2,000	\$2,000
101 3363	State Road Aid	\$271,056	\$297,833	\$304,259	\$265,000	\$116,914	\$302,000	\$302,000
101 3366	Housing Authority Admin.	\$74,832	\$59,188	\$82,432	\$57,130	\$37,207	\$57,130	\$57,130
101 3372	10% Motor Vehicle Licenses	\$90,082	\$102,551	\$114,869	\$91,000	\$55,974	\$110,000	\$110,000
101 3373	Bank Franchise Fee	\$34,617	\$35,884	\$51,179	\$35,884	\$73,698	\$73,698	\$35,884
101 3374	County Share of Senior Citizens	\$41,737	\$23,630	\$33,059	\$54,665	\$5,242	\$37,909	\$32,853
101 3375	County Share of Airport Operations	\$15,000	\$15,000	\$15,000	\$15,000	\$15,039	\$15,000	\$15,000
101 3380	County Share of Library Budget	\$20,000	\$20,000	\$20,000	\$24,000	\$12,000	\$24,000	\$24,000
101 3384	County Reimbursement Emergency Equipmer	\$31,967	\$300	\$0	\$0	\$0	\$0	\$0
101 3390	Yankton School District - Police Grant	\$851	\$2,335	\$6,169	\$0	\$5,178	\$5,178	\$0
	Subtotal Intergvt. Revenues	\$770,563	\$648,705	\$791,508	\$940,211	\$348,432	\$1,006,705	\$1,573,867

City of Yankton
Adopted 2017 Budget

Fund: General

ACCOUNT NO.	DESCRIPTION	2013 ACTUAL	2014 ACTUAL	2015 ACTUAL	2016 ADOPTED	2016 Y.T.D.	2016 ESTIMATED	2017 ADOPTED
101 3410	Billing and Admin to Enterprise	\$1,537,566	\$1,604,907	\$1,604,907	\$1,604,907	\$1,604,907	\$1,604,907	\$1,537,567
101 3417	Senior Citizens/Reimburse	\$2,650	\$2,650	\$0	\$0	\$0	\$2,650	\$0
101 3418	Safety Town Registration	\$2,817	\$2,235	\$2,052	\$3,200	\$0	\$3,200	\$3,200
101 3420	Burglar Alarm	\$0	\$71	\$0	\$0	\$0	\$0	\$0
101 3421	Insurance Reports	\$820	\$660	\$671	\$600	\$372	\$600	\$600
101 3423	Kennel Fees	\$165	\$611	\$142	\$175	\$66	\$375	\$175
101 3428	Rural Fire District	\$26,870	\$25,016	\$36,666	\$10,000	\$36,896	\$36,896	\$10,000
101 3430	Eng. & Admin. Special Projects	\$186,813	\$197,102	\$129,984	\$140,000	\$1,686	\$140,000	\$140,000
101 3432	Assessments - Code Enforcement	\$12,102	\$3,593	\$4,236	\$250	\$2,779	\$2,779	\$250
101 3434	Assessment Roll-Interest	\$1,138	\$168	\$428	\$20	\$414	\$415	\$20
101 3436	Equipment & Material Chg-Enterprise	\$63,393	\$96,393	\$63,095	\$20,000	\$7,525	\$20,000	\$20,000
101 3437	Equip & Material Chg - Streets	\$267,557	\$197,464	\$270,486	\$200,000	\$0	\$200,000	\$200,000
101 3441	Airport Terminal Rentals	\$1,900	\$900	\$0	\$2,400	\$0	\$2,400	\$2,400
101 3442	Airport Fuel Commissions	\$0	\$0	\$0	\$0	\$0	\$0	\$0
101 3443	Airport Building Rental	\$32,743	\$46,910	\$44,567	\$25,000	\$28,575	\$40,000	\$40,000
101 3444	Airport Land Rental	\$28,591	\$37,656	\$38,208	\$27,000	\$20,144	\$27,000	\$27,000
101 3445	City Airport Fuel Sales	\$351,887	\$310,244	\$255,444	\$280,000	\$82,069	\$250,000	\$250,000
101 3446	Airport Self Fuel	\$2,049	\$615	\$525	\$650	\$103	\$500	\$500
101 3447	Airport Bldg Rental - Non Taxable	\$5,250	\$0	\$0	\$0	\$0	\$0	\$0
101 3448	Airport - Other Taxable	\$822	\$386	\$809	\$500	\$228	\$500	\$500
101 3450	Library Copy Fees	\$82	\$0	\$0	\$0	\$0	\$0	\$0
101 3451	Non-Resident Library Cards	\$7,000	\$6,860	\$6,360	\$6,700	\$3,427	\$6,700	\$6,800
101 3452	Library A.V. Fees	\$1,077	\$823	\$1,074	\$500	\$245	\$400	\$400
101 3453	Library Long or (Short)	\$16	\$56	\$53	\$10	\$2	\$10	\$10
101 3454	Sale of Withdrawn Items	\$574	\$308	\$310	\$400	\$109	\$300	\$300
101 3455	Other - Library Revenues	\$2,269	\$1,809	\$2,019	\$1,700	\$727	\$1,700	\$1,700
101.3456	PC Printing	\$7,043	\$6,208	\$6,179	\$6,500	\$2,239	\$6,500	\$7,000
101 3490	Sale of Materials	\$111	\$94	\$35	\$0	\$3	\$3	\$0
101 3491	Other Non-Taxable	\$5,367	\$18,960	\$1,873	\$2,000	\$439	\$2,000	\$2,000
101 3492	Other Taxable	\$0	\$126	\$15	\$0	\$0	\$0	\$0
	Subtotal for Goods and Services	\$2,548,672	\$2,562,825	\$2,470,138	\$2,332,512	\$1,792,955	\$2,349,835	\$2,250,422
101 3510	Court Fines	\$3,974	\$4,570	\$5,010	\$5,000	\$1,209	\$5,000	\$5,000
101 3511	Parking Fines	\$5,640	\$2,888	\$5,247	\$6,500	\$2,000	\$6,500	\$6,500
101 3520	Library Fines	\$4,828	\$4,504	\$3,163	\$3,500	\$1,560	\$3,000	\$3,000
	Subtotal Fines	\$14,442	\$11,962	\$13,420	\$15,000	\$4,769	\$14,500	\$14,500
101 3610	Interest	\$6,413	\$8,522	\$15,131	\$5,000	\$8,304	\$16,500	\$16,500
101 3612	Sale of Fixed Assets	\$9,406	\$96,376	\$145,151	\$10,000	\$0	\$10,000	\$10,000
101 3615	Misc Reimbursements	\$6,699	\$12,784	\$25,390	\$4,000	\$7,740	\$10,000	\$4,000
101 3640	Compensation for Loss & Damage	\$14,550	\$2,545	\$25,123	\$3,000	\$5,292	\$5,292	\$3,000
101 3641	Library Comp for Loss & Damage	\$1,851	\$2,535	\$1,393	\$1,500	\$676	\$1,500	\$1,500
101 3660	Private Donations	\$25	\$0	\$675	\$500	\$0	\$525	\$500
	Subtotal Miscellaneous	\$38,944	\$122,762	\$212,863	\$24,000	\$22,012	\$43,817	\$35,500
101 3923	From BBB (Airport Hanger)	\$22,145	\$22,145	\$22,145	\$22,145	\$0	\$22,145	\$22,145
101 3923	From BBB (TID #5 Debt Service)	\$136,427	\$45,676	\$54,464	\$0	\$0	\$0	\$0
102 3923	From BBB (Special Event Overtime)	\$0	\$0	\$4,584	\$0	\$0	\$0	\$0
101 3927	From 911 Fund / Dispatch	\$0	\$0	\$0	\$83,096	\$0	\$79,719	\$83,096
101 3928	From BID Fund (Administration)	\$1,759	\$2,492	\$2,841	\$2,400	\$0	\$2,400	\$2,400
101 3950	From Capital Projects (TID #5 Sales Tax)	\$261,390	\$268,803	\$305,114	\$0	\$0	\$0	\$0
101 3950	From Capital Projects (TID #5 Road Projects)	\$0	\$0	\$1,941,912	\$0	\$0	\$0	\$0
101 3950	From Capital Projects (GIS)	\$0	\$0	\$0	\$19,346	\$0	\$19,346	\$19,346
101 3960	From Utilities Promotion	\$92,700	\$92,700	\$92,700	\$131,392	\$131,392	\$131,392	\$131,392
101 3969	From Solid Waste	\$24,000	\$0	\$0	\$0	\$0	\$0	\$0
	Subtotal Other Sources	\$538,421	\$431,816	\$2,423,760	\$258,379	\$131,392	\$255,002	\$258,379
	Total General Fund	\$11,645,194	\$11,777,623	\$14,205,569	\$11,910,754	\$5,971,993	\$12,039,417	\$12,649,960

CITY COMMISSION AND MAYOR
ACCOUNT #101-101

PURPOSE OF THIS DEPARTMENT: Why does this department exist?

The City Commission is elected to set the general direction of City policy. The City Commission legislates by the passage of ordinances and resolutions. In addition, the Commission provides for the City's long-term planning.

DEPARTMENT PERSONNEL: Nine part-time Commissioners. Three are elected each year for three-year terms. The Commission elects a Mayor from within its ranks to preside at City Commission meetings.

City of Yankton
Adopted 2017 Budget

Fund: General		Function: General Government				Activity: City Commission		
ACCOUNT NO.	DESCRIPTION	2013 ACTUAL	2014 ACTUAL	2015 ACTUAL	2016 ADOPTED	2016 Y.T.D.	2016 ESTIMATED	2017 ADOPTED
101 101 102	Temp. Salaries & Wages	\$45,900	\$46,355	\$47,750	\$50,159	\$33,689	\$50,159	\$51,538
101 101 111	OASI	\$3,512	\$3,547	\$3,653	\$3,837	\$2,195	\$3,837	\$3,943
101 101 131	Worker's Compensation	\$62	\$67	\$74	\$88	(\$2)	\$88	\$97
101 101 133	Unemployment Insurance	\$230	\$232	\$215	\$263	\$129	\$250	\$263
101 101 141	Employee Committee	\$6,035	\$5,756	\$5,734	\$8,500	\$383	\$8,500	\$8,500
	Subtotal Personnel Services	\$55,739	\$55,957	\$57,426	\$62,847	\$36,394	\$62,834	\$64,341
101 101 201	Insurance	\$10,074	\$10,271	\$10,582	\$12,705	\$10,635	\$11,550	\$12,705
101 101 202	Professional Services	\$5,960	\$29,573	\$23,170	\$25,000	\$10,742	\$25,000	\$25,000
101 101 203	Audit	\$12,672	\$13,237	\$12,544	\$18,000	\$11,524	\$18,000	\$18,000
101 101 211	Publishing	\$16,241	\$10,265	\$9,067	\$20,000	\$3,455	\$20,000	\$15,000
101 101 232	Office Supplies	\$1,281	\$2,401	\$533	\$1,200	\$294	\$1,200	\$1,200
101 101 233	Printing & Binding	\$352	\$0	\$0	\$500	\$0	\$500	\$500
101 101 234	Copies	\$2,436	\$2,984	\$1,540	\$3,500	\$1,572	\$3,500	\$3,000
101 101 235	Subscriptions & Publications	\$0	\$0	\$0	\$200	\$0	\$200	\$200
101 101 261	Membership Dues	\$5,591	\$6,586	\$6,915	\$6,500	\$570	\$6,500	\$7,000
101 101 265	Conference & Meetings	\$12,853	\$8,898	\$10,938	\$12,000	\$4,562	\$12,000	\$12,000
101 101 267	Expense Allowance	\$0	\$0	\$0	\$500	\$0	\$500	\$500
	Subtotal Other Current Expenditure	\$67,460	\$84,215	\$75,289	\$100,105	\$43,354	\$98,950	\$95,105
	Total Expenditures	\$123,199	\$140,172	\$132,715	\$162,952	\$79,748	\$161,784	\$159,446

CITY MANAGER
ACCOUNT #101-102

PURPOSE OF THIS DEPARTMENT: Why does this department exist?

The City Manager's Office serves as the information center for the City, both within the organization and for the citizens of Yankton. The City Manager implements City Commission policy and other directives in accordance with South Dakota Codified Law (SDCL 9-10-15).

DEPARTMENT PERSONNEL: City Manager, one Administrative Assistant and one Human Resource Coordinator

City of Yankton
Adopted 2017 Budget

Fund: General		Function: General Government				Activity: City Manager		
ACCOUNT NO.	DESCRIPTION	2013 ACTUAL	2014 ACTUAL	2015 ACTUAL	2016 ADOPTED	2016 Y.T.D.	2016 ESTIMATED	2017 ADOPTED
101 102 101	Regular Salaries & Wages	\$184,726	\$189,724	\$200,164	\$224,243	\$107,871	\$224,243	\$233,742
101 102 102	Temp. Salaries & Wages	\$0	\$0	\$0	\$3,500	\$0	\$3,500	\$3,920
101 102 103	Overtime Wages	\$0	\$0	\$98	\$350	\$0	\$350	\$350
101 102 111	OASI	\$14,007	\$14,317	\$15,107	\$17,449	\$8,118	\$17,449	\$18,208
101 102 121	Retirement	\$11,084	\$11,383	\$12,016	\$16,844	\$6,472	\$16,844	\$17,557
101 102 131	Worker's Compensation	\$259	\$282	\$313	\$418	(\$6)	\$398	\$438
101 102 132	Group Insurance	\$19,982	\$20,912	\$21,413	\$39,930	\$12,522	\$36,300	\$39,930
101 102 133	Unemployment Insurance	\$219	\$210	\$174	\$558	\$183	\$531	\$558
	Subtotal Personnel Services	\$230,277	\$236,828	\$249,285	\$303,292	\$135,160	\$299,615	\$314,703
101 102 201	Insurance	\$356	\$364	\$374	\$462	\$376	\$440	\$462
101 102 202	Professional Services	\$565	\$1,674	\$1,080	\$35,000	\$22,776	\$35,000	\$35,000
101 102 211	Publishing	\$0	\$1,140	\$56	\$4,000	\$0	\$4,000	\$4,000
101 102 221	Rep. & Maintenance-Equipment	\$502	\$163	\$600	\$500	\$0	\$500	\$500
101 102 231	Postage	\$2,482	\$2,190	\$2,526	\$3,000	\$330	\$3,000	\$3,000
101 102 232	Office Supplies	\$1,094	\$900	\$1,486	\$1,700	\$1,132	\$1,700	\$1,700
101 102 233	Printing & Binding	\$503	\$0	\$0	\$500	\$357	\$500	\$500
101 102 234	Copies	\$1,637	\$2,178	\$1,210	\$4,000	\$948	\$4,000	\$4,000
101 102 235	Subscriptions & Publications	\$329	\$455	\$30	\$500	\$149	\$500	\$500
101 102 261	Membership Dues	\$1,220	\$1,336	\$2,192	\$2,000	\$680	\$2,000	\$2,000
101 102 262	Mileage	\$4,800	\$4,888	\$4,800	\$7,800	\$2,800	\$7,800	\$7,800
101 102 264	Learning	\$1,510	\$0	\$0	\$3,000	\$61	\$3,000	\$3,000
101 102 265	Conference & Meetings	\$9,128	\$7,975	\$13,194	\$10,200	\$7,773	\$10,200	\$10,200
101 102 271	Telephone	\$2,628	\$2,693	\$2,742	\$3,600	\$1,667	\$3,600	\$3,600
	Subtotal Other Current Expenditures	\$26,754	\$25,956	\$30,290	\$76,262	\$39,049	\$76,240	\$76,262
101 102 350	Equipment	\$687	\$0	\$0	\$1,000	\$0	\$1,000	\$7,000
	Subtotal Capital Expenditures	\$687	\$0	\$0	\$1,000	\$0	\$1,000	\$7,000
	Total Expenditures	\$257,718	\$262,784	\$279,575	\$380,554	\$174,209	\$376,855	\$397,965

CITY ATTORNEY
ACCOUNT #101-103

PURPOSE OF THIS DEPARTMENT: Why does this department exist?

The purpose of the City Attorney is to serve as the legal consultant, advisor, and representative for the City of Yankton.

DEPARTMENT PERSONNEL: one City Attorney and one Assistant City Attorney.

City of Yankton
Adopted 2017 Budget

Fund: General		Function: General Government				Activity: City Attorney		
ACCOUNT NO.	DESCRIPTION	2013 ACTUAL	2014 ACTUAL	2015 ACTUAL	2016 ADOPTED	2016 Y.T.D.	2016 ESTIMATED	2017 ADOPTED
101 103 102	Temp. Salaries & Wages	\$36,539	\$38,000	\$39,619	\$42,619	\$22,242	\$42,619	\$44,424
101 103 111	OASI	\$2,795	\$2,907	\$3,031	\$3,260	\$1,702	\$3,260	\$3,398
101 103 131	Worker's Compensation	\$52	\$57	\$62	\$64	(\$2)	\$70	\$77
101 103 133	Unemployment Insurance	\$58	\$77	\$61	\$182	\$68	\$173	\$182
	Subtotal Personnel Services	\$39,444	\$41,041	\$42,773	\$46,125	\$24,010	\$46,122	\$48,081
101 103 202	Professional Services	\$2,135	\$5,435	\$18,638	\$7,000	\$365	\$15,000	\$7,000
101 103 235	Subscriptions & Publications	\$0	\$870	\$974	\$3,000	\$560	\$3,000	\$2,000
	Subtotal Other Current Expenditures	\$2,135	\$6,305	\$19,612	\$10,000	\$925	\$18,000	\$9,000
	Total Expenditures	\$41,579	\$47,346	\$62,385	\$56,125	\$24,935	\$64,122	\$57,081

FINANCE OFFICE
ACCOUNT #101-104

PURPOSE OF THIS DEPARTMENT: Why does this department exist?

The primary mission of the Yankton Finance Department is to provide comprehensive and accurate financial services and records management in an efficient manner to ensure the delivery of high quality public services and accountability to its constituents.

DEPARTMENT PERSONNEL: one Finance Officer, one Deputy Finance Officer, one Computer Operator, one Municipal Records Clerk, one Utility Customer Service Clerk, and three Accounting Clerks.

City of Yankton
Adopted 2017 Budget

Fund: General		Function: General Government				Activity: Finance Office		
ACCOUNT NO.	DESCRIPTION	2013 ACTUAL	2014 ACTUAL	2015 ACTUAL	2016 ADOPTED	2016 Y.T.D.	2016 ESTIMATED	2017 ADOPTED
101 104 101	Regular Salaries & Wages	\$373,449	\$376,208	\$389,949	\$437,169	\$211,607	\$419,403	\$437,169
101 104 103	Overtime Wages	\$0	\$0	\$59	\$100	\$0	\$100	\$100
101 104 111	OASI	\$27,228	\$27,376	\$28,404	\$33,451	\$15,609	\$32,092	\$33,451
101 104 121	Retirement	\$22,407	\$22,555	\$23,279	\$26,236	\$12,817	\$25,170	\$26,236
101 104 131	Worker's Compensation	\$484	\$528	\$585	\$625	(\$11)	\$655	\$721
101 104 132	Group Insurance	\$52,987	\$54,295	\$56,782	\$75,350	\$33,205	\$68,500	\$75,350
101 104 133	Unemployment Insurance	\$526	\$599	\$471	\$693	\$510	\$660	\$693
	Subtotal Personnel Services	\$477,081	\$481,561	\$499,529	\$573,624	\$273,737	\$546,580	\$573,720
101 104 201	Insurance	\$644	\$656	\$677	\$792	\$680	\$754	\$792
101 104 202	Professional Services	\$18,793	\$16,821	\$19,675	\$18,000	\$10,264	\$20,700	\$21,500
101 104 204	Election	\$0	\$0	\$0	\$7,500	\$220	\$220	\$8,500
101 104 211	Publishing	\$18	\$0	\$0	\$135	\$0	\$135	\$135
101 104 221	Rep. & Maintenance-Equipment	\$0	\$163	\$0	\$400	\$0	\$400	\$400
101 104 231	Postage	\$2,193	\$2,272	\$2,222	\$4,000	\$1,101	\$2,500	\$2,750
101 104 232	Office Supplies	\$3,574	\$3,342	\$4,298	\$6,000	\$800	\$6,000	\$6,000
101 104 233	Printing & Binding	\$991	\$780	\$423	\$1,000	\$0	\$1,000	\$1,000
101 104 234	Copies	\$4,326	\$7,215	\$4,311	\$5,000	\$2,660	\$5,000	\$5,000
101 104 235	Subscriptions & Publications	\$1,028	\$180	\$180	\$2,000	\$50	\$2,000	\$2,000
101 104 261	Membership Dues	\$680	\$490	\$510	\$500	\$250	\$550	\$650
101 104 264	Learning	\$663	\$390	\$497	\$1,500	\$385	\$1,000	\$1,500
101 104 265	Conference & Meetings	\$176	\$78	\$24	\$500	\$116	\$500	\$500
101 104 271	Telephone	\$3,411	\$3,456	\$3,602	\$4,000	\$1,720	\$4,000	\$4,000
	Subtotal Other Current Expenditures	\$36,497	\$35,843	\$36,419	\$51,327	\$18,246	\$44,759	\$54,727
101 104 350	Equipment	\$1,070	\$0	\$0	\$1,000	\$0	\$1,000	\$1,000
	Subtotal Capital Expenditures	\$1,070	\$0	\$0	\$1,000	\$0	\$1,000	\$1,000
	Total Expenditures	\$514,648	\$517,404	\$535,948	\$625,951	\$291,983	\$592,339	\$629,447

INFORMATION & TECHNOLOGY SERVICES
ACCOUNT #101-105

PURPOSE OF THIS DEPARTMENT: Why does this department exist?

The vision of the department is to advance the City of Yankton through the effective deployment of information technology. The department is committed to improving the quality and types of services available cost effectively.

DEPARTMENT PERSONNEL: one Director of Information and Technology Services, one Communications & IT Systems Analyst, and one GIS Analyst.

City of Yankton
Adopted 2017 Budget

Fund: General		Function: General Government				Activity: Information & Technology Services		
ACCOUNT NO.	DESCRIPTION	2013 ACTUAL	2014 ACTUAL	2015 ACTUAL	2016 ADOPTED	2016 Y.T.D.	2016 ESTIMATED	2017 ADOPTED
101 105 101	Regular Salaries & Wages	\$109,416	\$113,523	\$115,395	\$180,089	\$62,883	\$180,089	\$213,718
101 105 102	Temp. Salaries & Wages	\$0	\$0	\$0	\$5,000	\$0	\$5,000	\$5,600
101 105 111	OASI	\$8,332	\$8,623	\$8,449	\$14,159	\$4,628	\$14,159	\$16,778
101 105 121	Retirement	\$6,565	\$6,811	\$6,767	\$10,805	\$3,798	\$10,805	\$12,823
101 105 131	Worker's Compensation	\$116	\$128	\$142	\$305	(\$3)	\$305	\$336
101 105 132	Group Insurance	\$13,321	\$13,942	\$12,466	\$25,395	\$7,691	\$25,395	\$27,935
101 105 133	Unemployment Insurance	\$133	\$140	\$144	\$236	\$161	\$236	\$318
	Subtotal Personnel Services	\$137,883	\$143,167	\$143,363	\$235,989	\$79,158	\$235,989	\$277,508
101 105 201	Insurance	\$242	\$247	\$254	\$329	\$256	\$329	\$345
101 105 202	Professional Services	\$364	\$1,157	\$1,336	\$3,000	\$2,654	\$3,000	\$3,000
101 105 207	Services - PC Network	\$0	\$553	\$93	\$1,500	\$0	\$1,500	\$1,500
101 105 211	Publishing	\$0	\$0	\$0	\$250	\$0	\$250	\$250
101 105 221	Rep. & Maintenance-Equipment	\$1,376	\$1,484	\$344	\$2,000	\$199	\$2,000	\$2,000
101 105 230	Supplies - PC Network	\$1,296	\$204	\$1,375	\$2,500	\$1,182	\$2,500	\$2,500
101 105 231	Postage	\$0	\$0	\$0	\$100	\$1	\$100	\$100
101 105 232	Office Supplies	\$14	\$366	\$1,253	\$500	\$26	\$500	\$500
101 105 233	Printing & Binding	\$0	\$0	\$90	\$0	\$0	\$0	\$0
101 105 234	Copies	\$56	\$12	\$24	\$100	\$28	\$100	\$100
101 105 235	Subscriptions & Publications - Software / Aeri	\$10,340	\$11,796	\$21,957	\$30,000	\$2,515	\$30,000	\$30,000
101 105 261	Membership Dues	\$0	\$0	\$0	\$100	\$0	\$100	\$100
101 105 264	Learning	\$0	\$0	\$0	\$2,000	\$871	\$2,000	\$2,000
101 105 265	Conference & Meetings	\$0	\$0	\$12	\$1,000	\$40	\$1,000	\$2,000
101 105 270	Internet Access	\$16,134	\$16,397	\$24,056	\$22,000	\$10,229	\$22,000	\$22,000
101 105 271	Telephone	\$1,014	\$1,022	\$1,855	\$1,100	\$589	\$2,000	\$2,500
	Subtotal Other Current Expenditures	\$30,836	\$33,238	\$52,649	\$66,479	\$18,590	\$67,379	\$68,895
101 105 350	Equipment	\$25,980	\$36,702	\$17,052	\$137,147	\$14,961	\$136,247	\$37,000
	Subtotal Capital Expenditures	\$25,980	\$36,702	\$17,052	\$137,147	\$14,961	\$136,247	\$37,000
	Total Expenditures	\$194,699	\$213,107	\$213,064	\$439,615	\$112,709	\$439,615	\$383,403

COMMUNITY & ECONOMIC DEVELOPMENT

ACCOUNT #101-106

PURPOSE OF THIS DEPARTMENT: Why does this department exist?

To foster the continued development of a well-planned, healthy, and vibrant city with a strong economic base, excellent employment opportunities, and a wide range of diversified housing opportunities for the citizenry.

To protect the health, safety, and welfare of the citizens by providing exemplary customer service in the administration and enforcement of adopted building related codes and ordinances and to seek compliance to the Municipal Code by providing citizens guidance and direction for the resolution of problems and violations in a friendly, fair and impartial manner.

DEPARTMENT PERSONNEL: one Community & Economic Development Director; one Building Official; one Building Inspector; one Research Specialist / Code Enforcement Official and one Community and Economic Development Assistant.

City of Yankton
Adopted 2017 Budget

Fund: General **Function: General Government** **Activity: Community Development**

ACCOUNT NO.	DESCRIPTION	2013 ACTUAL	2014 ACTUAL	2015 ACTUAL	2016 ADOPTED	2016 Y.T.D.	2016 ESTIMATED	2017 ADOPTED
101 106 101	Regular Salaries & Wages	\$221,217	\$228,722	\$239,221	\$265,190	\$149,043	\$299,485	\$312,171
101 106 102	Temp. Salaries & Wages	\$0	\$0	\$0	\$0	\$0	\$0	\$0
101 106 103	Overtime Wages	\$0	\$0	\$0	\$300	\$0	\$300	\$300
101 106 111	OASI	\$16,191	\$16,758	\$17,775	\$20,310	\$11,341	\$20,310	\$23,904
101 106 121	Retirement	\$13,273	\$13,724	\$14,250	\$15,929	\$8,998	\$15,929	\$18,748
101 106 131	Worker's Compensation	\$595	\$647	\$337	\$725	(\$22)	\$725	\$798
101 106 132	Group Insurance	\$25,947	\$27,158	\$27,989	\$42,350	\$19,901	\$42,350	\$46,585
101 106 133	Unemployment Insurance	\$267	\$287	\$230	\$317	\$317	\$317	\$333
	Subtotal Personnel Services	\$277,490	\$287,296	\$299,802	\$345,121	\$189,578	\$379,416	\$402,839
101 106 201	Insurance	\$396	\$404	\$416	\$466	\$418	\$444	\$466
101 106 202	Professional Services	\$363	\$596	\$477	\$2,000	\$241	\$1,000	\$8,000
101 106 204	Abatement	\$14,727	\$7,168	\$7,191	\$25,000	\$797	\$10,000	\$25,000
101 106 211	Publishing	\$590	\$674	\$1,138	\$1,000	\$400	\$1,000	\$1,000
101 106 221	Rep. & Maintenance-Equipment	\$0	\$0	\$0	\$100	\$13	\$100	\$100
101 106 222	Rep.& Maint.-Vehicles	\$0	\$16	\$0	\$500	\$1,368	\$1,400	\$500
101 106 224	Rep. & Maint. Central Garage	\$4,837	\$4,470	\$4,303	\$5,000	\$2,319	\$3,600	\$5,000
101 106 231	Postage	\$1,251	\$1,248	\$1,099	\$1,500	\$430	\$1,500	\$1,500
101 106 232	Office Supplies	\$536	\$564	\$1,985	\$500	\$749	\$1,000	\$1,000
101 106 234	Copies	\$1,476	\$2,150	\$1,419	\$1,700	\$1,161	\$1,700	\$1,700
101 106 235	Subscriptions & Publications	\$220	\$130	\$168	\$800	\$165	\$800	\$1,600
101 106 261	Membership Dues	\$1,004	\$1,024	\$1,974	\$1,700	\$1,320	\$2,000	\$2,000
101 106 262	Mileage	\$1,200	\$1,250	\$1,200	\$1,200	\$700	\$1,200	\$1,200
101 106 265	Conference & Meetings	\$3,226	\$1,502	\$2,719	\$3,500	\$1,853	\$3,500	\$3,500
101 106 271	Telephone	\$2,834	\$2,868	\$2,876	\$2,850	\$1,841	\$2,850	\$2,850
	Subtotal Other Current Expenditures	\$32,660	\$24,064	\$26,965	\$47,816	\$13,775	\$32,094	\$55,416
101 106 350	Equipment	\$21,206	\$0	\$0	\$31,000	\$0	\$31,000	\$0
	Subtotal Capital Expenditures	\$21,206	\$0	\$0	\$31,000	\$0	\$31,000	\$0
	Total Expenditures	\$331,356	\$311,360	\$326,767	\$423,937	\$203,353	\$442,510	\$458,255

CONTINGENCY FUND
ACCOUNT #101-109

PURPOSE OF THIS DEPARTMENT: Why does this department exist?

The purpose of the Contingency Fund is to reserve money in each year's budget to pay for unbudgeted and unexpected expenditures that may arise.

YANKTON POLICE DEPARTMENT
ACCOUNT #101-111

PURPOSE OF THIS DEPARTMENT: Why does this department exist?

The Yankton Police Department's primary mission is to provide the highest quality public safety for the people who live, work, play and visit within the corporate limits of Yankton and to protect their property. We will constantly evaluate and improve our efforts to enhance public safety with the goal of improving the quality of life within the City of Yankton, while at the same time maintaining the respect for individual rights and human dignity.

DEPARTMENT PERSONNEL: 27 Sworn Officers including 1 Chief of Police, 2 Lieutenants, 3 Detectives, 4 Sergeants, 1 Corporal, 15 Patrol Officers which includes 2 K-9 Units and a part time School Resource officer. Eight of the Police Officers serve as DARE Officers and a part-time School Resource Officers. The department is assisted by 2 Civilian Clerks.

City of Yankton
Adopted 2017 Budget

Fund: General

Function: Public Safety

Activity: Police

ACCOUNT NO.	DESCRIPTION	2013 ACTUAL	2014 ACTUAL	2015 ACTUAL	2016 ADOPTED	2016 Y.T.D.	2016 ESTIMATED	2017 ADOPTED
101 111 101	Regular Salaries & Wages	\$1,354,134	\$1,309,235	\$1,373,173	\$1,646,403	\$744,223	\$1,646,403	\$1,690,145
101 111 102	Temp. Salaries & Wages	\$4,939	\$5,028	\$16,944	\$6,000	\$9,816	\$20,000	\$22,400
101 111 103	Overtime Wages	\$68,205	\$50,405	\$65,415	\$45,000	\$36,291	\$70,000	\$70,000
101 111 111	OASI	\$105,586	\$102,248	\$108,851	\$129,851	\$58,797	\$132,835	\$136,365
101 111 121	Retirement	\$110,778	\$106,973	\$112,612	\$135,792	\$60,870	\$138,912	\$142,604
101 111 131	Worker's Compensation	\$26,991	\$29,461	\$32,941	\$34,580	(\$476)	\$36,893	\$40,582
101 111 132	Group Insurance	\$187,167	\$196,202	\$203,488	\$320,638	\$120,760	\$235,000	\$258,500
101 111 133	Unemployment Insurance	\$1,949	\$1,979	\$1,824	\$2,400	\$1,811	\$2,400	\$2,520
	Subtotal Personnel Services	\$1,859,749	\$1,801,531	\$1,915,248	\$2,320,664	\$1,032,092	\$2,282,443	\$2,363,116
101 111 201	Insurance	\$17,118	\$17,552	\$17,582	\$27,540	\$18,540	\$26,229	\$27,540
101 111 202	Professional Services	\$20,784	\$20,562	\$32,548	\$22,000	\$33,813	\$44,000	\$22,000
101 111 211	Publishing	\$165	\$152	\$157	\$500	\$80	\$500	\$500
101 111 212	Rent for Safety Center	\$87,661	\$89,178	\$85,472	\$100,000	\$39,083	\$100,000	\$100,000
101 111 221	Rep. & Maintenance-Equipment	\$14,841	\$5,671	\$6,404	\$20,000	\$8,476	\$20,000	\$20,000
101 111 222	Rep.& Maint.-Vehicles	\$13,442	\$11,354	\$10,505	\$20,000	\$9,734	\$18,000	\$20,000
101 111 224	Rep. & Maint. Central Garage	\$92,065	\$84,798	\$74,580	\$125,000	\$31,726	\$80,000	\$100,000
101 111 231	Postage	\$3,099	\$2,772	\$3,263	\$3,000	\$1,693	\$2,100	\$2,800
101 111 232	Office Supplies	\$2,958	\$3,342	\$2,763	\$5,000	\$1,888	\$4,000	\$5,000
101 111 233	Printing & Binding	\$1,906	\$1,737	\$1,750	\$2,000	\$1,365	\$1,500	\$2,000
101 111 234	Copies	\$4,247	\$4,638	\$4,091	\$4,600	\$1,357	\$4,600	\$4,600
101 111 235	Subscriptions & Publications	\$987	\$650	\$357	\$1,000	\$1,298	\$1,300	\$1,000
101 111 240	Chemicals & Gases	\$0	\$0	\$0	\$3,500	\$1,937	\$3,500	\$3,500
101 111 243	Medical & Safety Supplies	\$324	\$864	\$270	\$1,200	\$985	\$1,000	\$1,000
101 111 244	Uniforms	\$9,039	\$8,871	\$8,697	\$9,140	\$4,226	\$8,500	\$9,000
101 111 246	K-9 Care	\$0	\$0	\$2,997	\$5,000	\$1,133	\$1,500	\$4,000
101 111 248	Photography Supplies	\$234	\$124	\$0	\$500	\$199	\$500	\$650
101 111 250	Safety Town Grant	\$0	\$1,370	\$0	\$0	\$0	\$0	\$0
101 111 251	Safety Town Expenditures	\$4,278	\$2,008	\$3,143	\$6,400	\$1,091	\$3,200	\$6,400
101 111 253	NTOA Learning - Homeland Security	\$21,262	\$21,940	\$0	\$20,000	\$0	\$0	\$20,000
101 111 261	Membership Dues	\$1,915	\$2,645	\$1,130	\$2,500	\$890	\$2,550	\$2,500
101 111 262	Mileage	\$2,600	\$2,775	\$2,490	\$3,000	\$1,460	\$2,400	\$3,000
101 111 263	Travel Expense	\$5,849	\$4,261	\$3,425	\$7,500	\$4,967	\$6,000	\$7,500
101 111 264	Learning	\$6,569	\$1,895	\$4,447	\$10,000	\$414	\$9,700	\$10,000
101 111 265	Conference & Meetings	\$4,424	\$5,626	\$5,322	\$3,000	\$2,701	\$3,000	\$3,000
101 111 266	Special Account-Detectives	\$627	\$582	\$369	\$3,000	\$306	\$3,000	\$3,000
101 111 267	Ammunition	\$10,998	\$8,137	\$12,032	\$12,000	\$3,374	\$12,000	\$12,000
101 111 271	Telephone	\$10,892	\$10,881	\$10,849	\$10,500	\$7,417	\$10,500	\$10,500
	Subtotal Other Current Expenditures	\$338,284	\$314,385	\$294,643	\$427,880	\$180,153	\$369,579	\$401,490
101 111 350	Equipment	\$189,575	\$120,668	\$103,362	\$328,216	\$62,405	\$334,616	\$630,900
	Subtotal Capital Expenditures	\$189,575	\$120,668	\$103,362	\$328,216	\$62,405	\$334,616	\$630,900
	Audit Adjustment							
	Total Expenditures	\$2,387,608	\$2,236,584	\$2,313,253	\$3,076,760	\$1,274,650	\$2,986,638	\$3,395,506

**ANIMAL CONTROL
ACCOUNT #101-113**

PURPOSE OF THIS DEPARTMENT: Why does this department exist?

This department provides animal control services for the City of Yankton and some assistance to other law enforcement departments in the area upon request. The Animal Control Department also maintains the City animal shelter. Parking enforcement throughout the City is approximately one fourth of the officer's time.

DEPARTMENT PERSONNEL: One full-time Animal Control Officer.

City of Yankton
Adopted 2017 Budget

Fund: **General**

Function: **Public Safety**

Activity: **Animal Control**

ACCOUNT NO.	DESCRIPTION	2013 ACTUAL	2014 ACTUAL	2015 ACTUAL	2016 ADOPTED	2016 Y.T.D.	2016 ESTIMATED	2017 ADOPTED
101 113 101	Regular Salaries & Wages	\$34,118	\$34,885	\$36,288	\$39,420	\$18,815	\$39,420	\$41,090
101 113 103	Overtime Wages	\$0	\$50	\$52	\$500	\$245	\$500	\$500
101 113 111	OASI	\$2,559	\$2,622	\$2,730	\$3,054	\$1,417	\$3,054	\$3,182
101 113 121	Retirement	\$2,047	\$2,096	\$2,180	\$2,395	\$1,144	\$2,395	\$2,495
101 113 131	Worker's Compensation	\$325	\$354	\$391	\$421	(\$7)	\$440	\$484
101 113 132	Group Insurance	\$6,660	\$6,971	\$7,138	\$8,590	\$4,174	\$8,181	\$8,999
101 113 133	Unemployment Insurance	\$66	\$70	\$62	\$184	\$65	\$175	\$184
	Subtotal Personnel Services	\$45,775	\$47,048	\$48,841	\$54,564	\$25,853	\$54,165	\$56,934
101 113 201	Insurance	\$504	\$514	\$529	\$681	\$531	\$649	\$714
101 113 202	Contracted Services	\$0	\$0	\$0	\$10,000	\$6,500	\$8,500	\$10,000
101 113 211	Publishing	\$0	\$0	\$0	\$150	\$0	\$150	\$150
101 113 221	Rep. & Maintenance-Equipment	\$214	\$294	\$0	\$500	\$8	\$500	\$500
101 113 222	Rep. & Maintenance-Vehicles	\$30	\$16	\$0	\$300	\$0	\$300	\$300
101 113 223	Rep. & Maintenance-Buildings	\$1,063	\$74	\$1,606	\$1,000	\$1,749	\$2,000	\$1,500
101 113 224	Rep. & Maint.-Central Garage	\$3,170	\$2,471	\$5,298	\$3,500	\$978	\$3,500	\$3,500
101 113 233	Printing	\$131	\$155	\$172	\$100	\$0	\$100	\$100
101 113 244	Uniforms	\$93	\$127	\$297	\$250	\$9	\$250	\$250
101 113 246	Animal Shelter Expense	\$547	\$616	\$704	\$500	\$779	\$1,000	\$500
101 113 265	Conference & Meetings	\$0	\$0	\$0	\$300	\$10	\$300	\$300
	Subtotal Other Current Expenditures	\$5,752	\$4,267	\$8,606	\$17,281	\$10,564	\$17,249	\$17,814
101 113 350	Equipment	\$0	\$0	\$0	\$0	\$0	\$0	\$0
	Subtotal Capital Expenditures	\$0	\$0	\$0	\$0	\$0	\$0	\$0
	Total Expenditures	\$51,527	\$51,315	\$57,447	\$71,845	\$36,417	\$71,414	\$74,748

**FIRE DEPARTMENT
ACCOUNT #101-114**

PURPOSE OF THIS DEPARTMENT: Why does this department exist?

The Yankton Fire Department will safely provide fire and emergency services that protect the lives of all who visit, work or invest in Yankton and the surrounding area.

Departmental Personnel: one Fire Chief, one Fire Marshal / Deputy Chief and forty-five Volunteer Firefighters.

City of Yankton
Adopted 2017 Budget

Fund: General		Function: Public Safety				Activity: Fire Department		
ACCOUNT NO.	DESCRIPTION	2013 ACTUAL	2014 ACTUAL	2015 ACTUAL	2016 ADOPTED	2016 Y.T.D.	2016 ESTIMATED	2017 ADOPTED
101 114 101	Regular Salaries & Wages	\$133,297	\$136,307	\$142,027	\$151,366	\$75,842	\$151,366	\$157,778
101 114 111	OASI	\$10,100	\$10,287	\$10,640	\$11,579	\$5,834	\$11,579	\$12,070
101 114 121	Retirement	\$10,664	\$10,905	\$11,245	\$12,109	\$6,184	\$12,109	\$12,622
101 114 131	Worker's Compensation	\$4,677	\$5,096	\$5,636	\$5,780	(\$102)	\$6,315	\$6,947
101 114 132	Group Insurance	\$13,321	\$13,941	\$14,275	\$17,996	\$8,348	\$17,996	\$19,796
101 114 133	Unemployment Insurance	\$133	\$139	\$108	\$158	\$125	\$150	\$158
	Subtotal Personnel Services	\$172,192	\$176,675	\$183,931	\$198,988	\$96,231	\$199,515	\$209,371
101 114 201	Insurance	\$19,030	\$17,027	\$21,996	\$21,600	\$19,849	\$22,500	\$24,000
101 114 202	Professional Services	\$35,052	\$38,580	\$32,760	\$45,900	\$11,745	\$35,000	\$40,000
101 114 205	Examinations	\$12,770	\$13,848	\$13,684	\$15,200	\$823	\$14,200	\$15,200
101 114 221	Rep. & Maintenance-Equipment	\$8,746	\$6,274	\$8,417	\$10,000	\$4,136	\$10,000	\$16,000
101 114 222	Rep.& Maint.-Vehicles	\$11,068	\$7,343	\$2,114	\$8,000	\$480	\$7,500	\$8,000
101 114 223	Rep & Maint.-Bldgs.	\$7,565	\$7,606	\$7,078	\$8,000	\$5,252	\$8,000	\$8,000
101 114 224	Rep. & Maint. Central Garage	\$7,797	\$9,153	\$7,206	\$11,000	\$1,227	\$8,000	\$11,000
101 114 225	Mobile Command Post	\$267	\$1,468	\$148	\$1,000	\$0	\$750	\$1,000
101 114 226	Rep. & Maint. - Rural App	\$328	\$1,625	\$174	\$1,000	\$490	\$1,000	\$1,000
101 114 231	Postage	\$314	\$473	\$293	\$500	\$140	\$500	\$500
101 114 232	Office Supplies	\$537	\$506	\$569	\$750	\$83	\$750	\$750
101 114 233	Printing & Binding	\$210	\$69	\$0	\$350	\$94	\$350	\$350
101 114 234	Copies	\$107	\$49	\$58	\$350	\$7	\$350	\$200
101 114 235	Subscriptions & Publications	\$2,058	\$2,341	\$2,287	\$2,500	\$1,048	\$2,500	\$2,500
101 114 240	Chemicals & Gases	\$0	\$30	\$387	\$1,000	\$0	\$750	\$1,000
101 114 243	Medical & Safety Supplies	\$363	\$702	\$330	\$1,000	\$0	\$1,000	\$1,000
101 114 244	Uniforms & Dry Goods	\$1,199	\$1,623	\$1,512	\$1,500	\$74	\$1,500	\$1,500
101 114 247	Small Tools & Hardware	\$3,588	\$760	\$2,156	\$2,700	\$1,039	\$2,700	\$2,700
101 114 261	Membership Dues	\$1,429	\$1,439	\$1,961	\$1,650	\$1,305	\$1,650	\$1,650
101 114 263	Travel Expense	\$149	\$187	\$761	\$1,000	\$50	\$750	\$1,000
101 114 264	Learning	\$8,520	\$6,197	\$8,371	\$11,000	\$3,140	\$9,000	\$11,000
101 114 265	Conference & Meetings	\$643	\$737	\$459	\$1,500	\$0	\$750	\$1,500
101 114 268	Prevention	\$3,409	\$2,159	\$1,819	\$3,000	\$2,375	\$3,000	\$3,200
101 114 271	Telephone	\$2,567	\$2,640	\$2,746	\$3,000	\$1,529	\$3,000	\$3,000
101 114 272	Electricity	\$5,534	\$5,916	\$6,493	\$7,200	\$2,798	\$7,200	\$7,200
101 114 273	Fuel-Heating	\$5,605	\$6,742	\$4,128	\$7,000	\$2,358	\$5,500	\$7,000
101 114 274	Water Service	\$2,031	\$2,738	\$3,594	\$3,200	\$611	\$3,900	\$3,900
101 114 275	Sewer Service	\$310	\$396	\$308	\$420	\$164	\$420	\$420
101 114 276	Landfill	\$288	\$351	\$252	\$300	\$150	\$300	\$300
	Subtotal Other Current Expenditures	\$141,484	\$138,979	\$132,061	\$171,620	\$60,967	\$152,820	\$174,870
101 114 320	Buildings	\$0	\$0	\$13,941	\$0	\$0	\$0	\$9,000
101 114 321	North Fire Station	\$0	\$0	\$0	\$0	\$0	\$0	\$0
101 114 350	Equipment	\$17,876	\$333,385	\$973,132	\$380,983	\$44,548	\$376,651	\$317,000
101 114 310	Land	\$0	\$0	\$0	\$0	\$0	\$0	\$0
101 114 411	Interest Debt Service	\$90,710	\$87,480	\$84,080	\$90,232	\$40,140	\$80,280	\$76,290
101 114 422	Bond Issuance Cost	\$0	\$0	\$0	\$0	\$0	\$0	\$0
101 114 423	Bond Discounts	\$0	\$0	\$0	\$0	\$0	\$0	\$0
101 114 431	Other Debt Service	\$1,000	\$1,495	\$495	\$1,425	\$1,495	\$1,495	\$1,425
101 114 441	Principal	\$95,000	\$100,000	\$100,000	\$100,000	\$0	\$105,000	\$110,000
	Subtotal Capital Expenditures	\$204,586	\$522,360	\$1,171,648	\$572,640	\$86,183	\$563,426	\$513,715
	Total Expenditures	\$518,262	\$838,014	\$1,487,640	\$943,248	\$243,381	\$915,761	\$897,956

**CIVIL DEFENSE
ACCOUNT #101-115**

PURPOSE OF THIS DEPARTMENT: Why does this department exist?

Civil Defense provides outdoor warning siren services for storms, fires, and other emergencies. This program also provides some emergency management, Haz-mat, and rescue functions.

City of Yankton
Adopted 2017 Budget

Fund: **General**

Function: **Public Safety**

Activity: **Civil Defense**

ACCOUNT NO.	DESCRIPTION	2013 ACTUAL	2014 ACTUAL	2015 ACTUAL	2016 ADOPTED	2016 Y.T.D.	2016 ESTIMATED	2017 ADOPTED
101 115 221	Rep. & Maintenance-Equipment	\$0	\$3,663	\$0	\$1,000	\$625	\$1,000	\$4,000
101 115 224	Rep. & Maintenance-Central Garage	\$0	\$0	\$0	\$0	\$0	\$0	\$0
101 115 240	Chemicals & Gases	\$270	\$0	\$0	\$250	\$0	\$250	\$250
101 115 247	Small Tools & Hardware	\$0	\$0	\$0	\$0	\$0	\$0	\$0
101 115 271	Telephone	\$3	\$3	\$3	\$15	\$2	\$15	\$15
101 115 272	Electricity	\$705	\$726	\$764	\$900	\$393	\$900	\$900
101 115 273	Fuel-Generator	\$197	\$211	\$208	\$250	\$105	\$250	\$250
	Subtotal Other Current Expenditures	\$1,175	\$4,603	\$975	\$2,415	\$1,125	\$2,415	\$5,415
101 115 350	Equipment	\$0	\$0	\$22,489	\$0	\$0	\$0	\$0
	Subtotal Capital Expenditures	\$0	\$0	\$22,489	\$0	\$0	\$0	\$0
	Total Expenditures	\$1,175	\$4,603	\$23,464	\$2,415	\$1,125	\$2,415	\$5,415

PUBLIC WORKS - ENGINEERING
ACCOUNT #101-122

PURPOSE OF THIS DEPARTMENT: Why does this department exist?

To support community growth, take actions that sustain and improve the quality of life for this community through good planning, accurate design and quality construction. To assist others in providing and maintaining proper community facilities and infrastructure.

DEPARTMENT PERSONNEL: one Public Services Director/City Engineer; one Civil Engineer; two Senior Engineering Techs; one Executive Director of the Yankton Housing and Redevelopment Commission; one Administrative Assistant of the Yankton Housing and Redevelopment Commission; (0.17) Office Specialist shared with JPA and Street Department.

City of Yankton
Adopted 2017 Budget

Fund: General

Function: Public Services

Activity: Engineering

ACCOUNT NO.	DESCRIPTION	2013 ACTUAL	2014 ACTUAL	2015 ACTUAL	2016 ADOPTED	2016 Y.T.D.	2016 ESTIMATED	2017 ADOPTED
101 122 101	Regular Salaries & Wages	\$375,723	\$380,287	\$399,482	\$438,012	\$193,713	\$403,717	\$420,818
101 122 102	Temp. Salaries & Wages	\$4,565	\$0	\$4,998	\$15,000	\$2,230	\$15,000	\$16,800
101 122 103	Overtime Wages	\$1,099	\$1,483	\$132	\$4,000	\$0	\$4,000	\$4,000
101 122 111	OASI	\$28,758	\$28,876	\$30,355	\$34,961	\$13,979	\$32,338	\$33,784
101 122 121	Retirement	\$22,604	\$22,894	\$23,769	\$26,521	\$11,015	\$24,463	\$25,489
101 122 131	Worker's Compensation	\$5,161	\$5,628	\$6,222	\$5,790	(\$113)	\$6,970	\$7,667
101 122 132	Group Insurance	\$45,353	\$47,829	\$50,748	\$65,450	\$25,313	\$55,822	\$61,404
101 122 133	Unemployment Insurance	\$565	\$528	\$437	\$662	\$461	\$490	\$515
	Subtotal Personnel Services	\$483,828	\$487,525	\$516,143	\$590,396	\$246,598	\$542,800	\$570,477
101 122 201	Insurance	\$704	\$718	\$778	\$830	\$743	\$830	\$872
101 122 202	Professional Services	\$2,550	\$5,735	\$9,431	\$20,000	\$127	\$20,000	\$20,000
101 122 211	Publishing	\$3,892	\$1,412	\$691	\$3,000	\$760	\$3,000	\$3,000
101 122 221	Rep. & Maintenance-Equipment	\$165	\$623	\$0	\$1,000	\$119	\$1,000	\$1,000
101 122 222	Rep. & Maintenance-Vehicles	\$0	\$18	\$0	\$200	\$0	\$200	\$200
101 122 224	Rep. & Maintenance-Central Garage	\$3,471	\$21,868	\$2,249	\$5,000	\$1,875	\$5,000	\$5,000
101 122 231	Postage	\$2,860	\$2,562	\$2,632	\$4,000	\$1,454	\$4,000	\$4,000
101 122 232	Office Supplies	\$1,511	\$2,224	\$716	\$3,000	\$893	\$3,000	\$2,500
101 122 233	Printing & Binding	\$0	\$64	\$0	\$0	\$0	\$0	\$0
101 122 234	Copies	\$2,885	\$5,306	\$3,885	\$4,000	\$1,482	\$4,000	\$4,000
101 122 235	Subscriptions & Publications	\$130	\$130	\$135	\$500	\$136	\$500	\$500
101 122 244	Uniforms & Dry Goods	\$0	\$0	\$0	\$50	\$0	\$50	\$50
101 122 261	Membership Dues	\$529	\$1,090	\$234	\$1,000	\$419	\$1,000	\$1,000
101 122 262	Mileage	\$4,800	\$4,800	\$4,800	\$4,800	\$1,500	\$2,700	\$2,600
101 122 263	Travel Expense	\$0	\$0	\$183	\$750	\$921	\$925	\$750
101 122 265	Conference & Meetings	\$2,598	\$2,783	\$1,538	\$4,500	\$910	\$4,000	\$4,500
101 122 271	Telephone	\$3,212	\$3,291	\$3,387	\$3,500	\$1,818	\$3,500	\$3,500
	Subtotal Other Current Expenditures	\$29,307	\$52,624	\$30,659	\$56,130	\$13,157	\$53,705	\$53,472
101 122 350	Equipment	\$0	\$1,585	\$48,359	\$43,000	\$32,009	\$34,710	\$14,700
	Subtotal Capital Expenditures	\$0	\$1,585	\$48,359	\$43,000	\$32,009	\$34,710	\$14,700
	Total Expenditures	\$513,135	\$541,734	\$595,161	\$689,526	\$291,764	\$631,215	\$638,649

STREET DEPARTMENT
ACCOUNT #101-123

PURPOSE OF THIS DEPARTMENT: Why does this department exist?

To optimize the use of available resources to construct and maintain surface transportation systems that support economic viability, promotes safe travel, and add aesthetically to the community.

DEPARTMENT PERSONNEL: One Public Works Manager, one assistant to the Public Works Manager, Lead Senior Equipment Operator, five Senior Equipment Operators, five Equipment Operators and (0.17) Office Specialist shared with JPA/Transfer Station and Public Works Administration.

City of Yankton
Adopted 2017 Budget

Fund: General

Function: Public Services

Activity: Street Division

ACCOUNT NO.	DESCRIPTION	2013 ACTUAL	2014 ACTUAL	2015 ACTUAL	2016 ADOPTED	2016 Y.T.D.	2016 ESTIMATED	2017 ADOPTED
101 123 101	Regular Salaries & Wages	\$537,542	\$514,577	\$540,389	\$627,322	\$276,666	\$627,322	\$653,895
101 123 102	Temp. Salaries & Wages	\$3,979	\$10,751	\$9,015	\$12,000	\$0	\$12,000	\$13,440
101 123 103	Overtime Wages	\$9,206	\$5,084	\$3,664	\$6,000	\$1,684	\$6,000	\$6,000
101 123 111	OASI	\$39,502	\$39,597	\$41,355	\$49,367	\$20,760	\$49,367	\$51,510
101 123 121	Retirement	\$31,139	\$31,208	\$32,673	\$37,999	\$16,701	\$37,999	\$39,594
101 123 131	Worker's Compensation	\$21,321	\$23,242	\$25,701	\$29,061	(\$565)	\$29,061	\$31,967
101 123 132	Group Insurance	\$85,270	\$101,148	\$104,269	\$185,277	\$57,317	\$168,434	\$185,277
101 123 133	Unemployment Insurance	\$873	\$883	\$804	\$1,020	\$742	\$971	\$1,020
	Subtotal Personnel Services	\$728,832	\$726,490	\$757,870	\$948,046	\$373,305	\$931,154	\$982,703
101 123 201	Insurance	\$17,163	\$17,205	\$18,666	\$19,950	\$18,323	\$19,950	\$20,948
101 123 202	Professional Services	\$3,432	\$1,935	\$890	\$3,000	\$1,482	\$3,000	\$3,000
101 123 204	Contracted Services-Weeds & Lots	\$0	\$0	\$0	\$600	\$0	\$600	\$600
101 123 205	Special Rubbish Tipping Fee	\$218	\$593	\$47	\$100	\$12	\$100	\$100
101 123 221	Rep. & Maintenance-Equipment	\$4,805	\$10,194	\$5,331	\$6,600	\$4,938	\$6,600	\$6,600
101 123 223	Rep. & Maintenance-Buildings	\$0	\$203	\$933	\$1,000	\$514	\$1,000	\$1,000
101 123 224	Rep. & Maint. Central Garage	\$183,511	\$179,057	\$188,683	\$283,000	\$68,148	\$283,000	\$283,000
101 123 232	Office Supplies	\$355	\$45	\$415	\$300	\$218	\$300	\$300
101 123 233	Printing & Binding	\$501	\$436	\$450	\$500	\$567	\$600	\$500
101 123 234	Copies	\$79	\$6	\$38	\$50	\$12	\$50	\$50
101 123 236	Janitorial Supplies	\$510	\$580	\$569	\$600	\$107	\$600	\$600
101 123 239	Road Materials	\$113,141	\$211,524	\$251,486	\$250,000	\$126,985	\$250,000	\$250,000
101 123 240	Chemicals and Gases	\$267	\$297	\$65	\$500	\$200	\$500	\$500
101 123 241	Agricultural Supplies	\$0	\$0	\$0	\$0	\$0	\$0	\$0
101 123 243	Medical and Safety Supplies	\$832	\$833	\$750	\$750	\$364	\$750	\$750
101 123 244	Uniforms and Dry Goods	\$535	\$577	\$511	\$1,000	\$45	\$1,000	\$1,000
101 123 247	Small Tools and Hardware	\$809	\$507	\$936	\$1,000	\$718	\$1,000	\$1,000
101 123 264	Learning	\$167	\$35	\$136	\$800	\$61	\$800	\$800
101 123 271	Telephone	\$4,682	\$5,052	\$5,074	\$5,100	\$2,836	\$5,100	\$5,100
101 123 272	Electricity	\$5,901	\$3,066	\$3,580	\$3,800	\$1,009	\$3,300	\$3,800
101 123 285	Storm Water II Requirements	\$87	\$665	\$707	\$1,300	\$532	\$1,300	\$1,300
	Subtotal Other Current Expenditures	\$336,995	\$432,810	\$479,267	\$579,950	\$227,071	\$579,550	\$580,948
101 123 350	Equipment	\$249,875	\$98,801	\$294,797	\$440,000	\$253,279	\$422,009	\$370,000
	Subtotal Capital Expenditures	\$249,875	\$98,801	\$294,797	\$440,000	\$253,279	\$422,009	\$370,000
	Total Expenditures	\$1,315,702	\$1,258,101	\$1,531,934	\$1,967,996	\$853,655	\$1,932,713	\$1,933,651

**SNOW REMOVAL
ACCOUNT #101-124**

PURPOSE OF THIS DEPARTMENT: Why does this department exist?

Snow removal and sanding of icy streets.

DEPARTMENT PERSONNEL: City departmental personnel (primarily the Street Department) will provide snow removal. Overtime wages will be paid for all snow removal crews that work beyond their regular work hours.

City of Yankton
Adopted 2017 Budget

Fund: General		Function: Public Services				Activity: Snow & Ice Removal		
ACCOUNT NO.	DESCRIPTION	2013 ACTUAL	2014 ACTUAL	2015 ACTUAL	2016 ADOPTED	2016 Y.T.D.	2016 ESTIMATED	2017 ADOPTED
101 124 101	Regular Salaries & Wages	\$7,958	\$8,049	\$8,791	\$12,215	\$5,081	\$12,215	\$12,732
101 124 103	Overtime Wages	\$14,137	\$17,040	\$29,531	\$12,000	\$8,701	\$12,000	\$12,000
101 124 111	OASI	\$1,661	\$1,863	\$2,875	\$1,852	\$1,038	\$1,852	\$1,892
101 124 121	Retirement	\$1,326	\$1,506	\$2,299	\$1,453	\$827	\$1,423	\$1,484
101 124 132	Group Insurance	\$4,080	\$3,090	\$4,901	\$12,125	\$3,369	\$12,125	\$13,338
101 124 133	Unemployment Insurance	\$60	\$93	\$111	\$138	\$62	\$138	\$145
	Subtotal Personnel Services	\$29,222	\$31,641	\$48,508	\$39,783	\$19,078	\$39,753	\$41,591
101 124 201	Insurance	\$3,180	\$3,242	\$3,538	\$4,123	\$3,357	\$4,123	\$4,329
101 124 211	Publishing	\$46	\$47	\$84	\$100	\$0	\$100	\$100
101 124 221	Rep. & Maintenance-Equipment	\$334	\$20	\$2,670	\$4,500	\$940	\$4,500	\$4,500
101 124 222	Rep. & Maintenance-Vehicles	\$0	\$27	\$0	\$0	\$0	\$0	\$0
101 124 223	Rep. & Maintenance-Buildings	\$0	\$577	\$286	\$500	\$0	\$500	\$500
101 124 224	Rep. & Maint.-Central Garage	\$10,244	\$10,429	\$20,758	\$35,000	\$32,259	\$45,000	\$35,000
101 124 234	Copies	\$0	\$0	\$4	\$0	\$0	\$0	\$0
101 124 240	Chemicals	\$44,054	\$41,413	\$38,322	\$65,000	\$58,540	\$65,000	\$65,000
	Subtotal Other Current Expenditures	\$57,858	\$55,755	\$65,662	\$109,223	\$95,096	\$119,223	\$109,429
101 124 301	Capital Repairs and Maintenance	\$0	\$0	\$0	\$0	\$0	\$0	\$35,000
101 124 350	Equipment	\$29,133	\$9,400	\$156,328	\$170,000	\$10,363	\$170,000	\$13,000
	Subtotal Capital Expenditures	\$29,133	\$9,400	\$156,328	\$170,000	\$10,363	\$170,000	\$48,000
	Total Expenditures	\$116,213	\$96,796	\$270,498	\$319,006	\$124,537	\$328,976	\$199,020

CITY HALL
ACCOUNT #101-125

PURPOSE OF THIS DEPARTMENT: Why does this department exist?

To provide citizen and employee focused, high quality, well maintained facilities and services that support the cost effective use of the structures and grounds that fall under our supervision.

DEPARTMENT PERSONNEL: one Full-time Custodian and .6 Maintenance Technician whose duties are split among the City Hall, Library and Senior Citizen's Center.

City of Yankton
Adopted 2017 Budget

Fund: General		Function: Community Development				Activity: City Hall		
ACCOUNT NO.	DESCRIPTION	2013 ACTUAL	2014 ACTUAL	2015 ACTUAL	2016 ADOPTED	2016 Y.T.D.	2016 ESTIMATED	2017 ADOPTED
101 125 101	Regular Salaries & Wages	\$55,956	\$60,237	\$57,638	\$67,594	\$31,622	\$67,594	\$70,457
101 125 102	Temp. Salaries & Wages	\$0	\$0	\$0	\$500	\$0	\$500	\$560
101 125 103	Overtime Wages	\$0	\$0	\$0	\$500	\$0	\$500	\$500
101 125 111	OASI	\$4,209	\$4,187	\$4,365	\$5,209	\$2,377	\$5,209	\$5,428
101 125 121	Retirement	\$3,357	\$3,336	\$3,458	\$4,086	\$1,897	\$4,086	\$4,257
101 125 131	Worker's Compensation	\$1,395	\$1,521	\$1,681	\$1,857	(\$31)	\$1,882	\$2,070
101 125 132	Group Insurance	\$10,657	\$10,560	\$10,825	\$18,150	\$6,678	\$16,500	\$18,150
101 125 133	Unemployment Insurance	\$105	\$105	\$107	\$154	\$104	\$147	\$154
	Subtotal Personnel Services	\$75,679	\$79,946	\$78,074	\$98,050	\$42,647	\$96,418	\$101,576
101 125 201	Insurance	\$14,612	\$14,898	\$15,397	\$16,800	\$15,426	\$16,000	\$16,800
101 125 202	Professional Services	\$128	\$517	\$0	\$0	\$0	\$0	\$0
101 125 221	Rep. & Maintenance-Equipment	\$16	\$150	\$0	\$500	\$239	\$500	\$500
101 125 223	Rep. & Maintenance-Buildings	\$16,949	\$11,750	\$34,634	\$32,800	\$18,699	\$32,800	\$32,800
101 125 224	Rep. & Maint. Central Garage	\$2,855	\$1,296	\$1,128	\$2,000	\$589	\$2,000	\$2,000
101 125 236	Janitorial Supplies	\$3,148	\$3,167	\$4,110	\$3,700	\$2,607	\$3,700	\$3,700
101 125 247	Small Tools and Hardware	\$198	\$255	\$237	\$250	\$87	\$250	\$250
101 125 271	Telephone	\$0	\$0	\$0	\$300	\$147	\$300	\$300
101 125 272	Electricity	\$17,553	\$17,739	\$19,940	\$22,500	\$8,329	\$22,500	\$22,500
101 125 273	Fuel-Heating	\$9,273	\$11,566	\$6,860	\$17,000	\$3,722	\$10,000	\$17,000
101 125 274	Water Service	\$1,051	\$1,729	\$1,403	\$1,500	\$645	\$1,500	\$1,600
101 125 275	Sewer Service	\$641	\$1,078	\$757	\$1,000	\$319	\$1,000	\$1,000
101 125 276	Landfill	\$436	\$560	\$536	\$900	\$208	\$700	\$900
	Subtotal Other Current Expenditures	\$66,860	\$64,705	\$85,002	\$99,250	\$51,017	\$91,250	\$99,350
101 125 301	Capital Repairs and Maintenance	\$16,212	\$94,338	\$0	\$6,500	\$7,379	\$7,400	\$3,500
101 125 350	Equipment	\$2,478	\$930	\$12,845	\$81,000	\$0	\$11,000	\$1,000
	Subtotal Capital Expenditures	\$18,690	\$95,268	\$12,845	\$87,500	\$7,379	\$18,400	\$4,500
	Total Expenditures	\$161,229	\$239,919	\$175,921	\$284,800	\$101,043	\$206,068	\$205,426

TRAFFIC CONTROL ACCOUNT #101-126

PURPOSE OF THIS DEPARTMENT: Why does this department exist?

This department provides street lighting and traffic control to streets, highways and school zones in the City of Yankton.

DEPARTMENT PERSONNEL: .5 Airport Signal and Maintenance Technician shared with the Airport.

City of Yankton
Adopted 2017 Budget

Fund: General		Function: Public Services				Activity: Traffic Control		
ACCOUNT NO.	DESCRIPTION	2013 ACTUAL	2014 ACTUAL	2015 ACTUAL	2016 ADOPTED	2016 Y.T.D.	2016 ESTIMATED	2017 ADOPTED
101 126 101	Regular Salaries & Wages	\$20,962	\$21,374	\$22,285	\$28,115	\$11,868	\$28,115	\$29,306
101 126 103	Overtime Wages	\$798	\$779	\$1,436	\$1,000	\$605	\$1,200	\$1,200
101 126 111	OASI	\$1,596	\$1,635	\$1,757	\$2,227	\$921	\$2,243	\$2,334
101 126 121	Retirement	\$1,306	\$1,329	\$1,423	\$1,747	\$748	\$1,759	\$1,830
101 126 131	Worker's Compensation	\$699	\$761	\$842	\$928	(\$15)	\$943	\$1,037
101 126 132	Group Insurance	\$3,205	\$3,398	\$3,525	\$5,660	\$2,018	\$5,145	\$5,660
101 126 133	Unemployment Insurance	\$30	\$32	\$30	\$101	\$28	\$96	\$101
	Subtotal Personnel Services	\$28,596	\$29,308	\$31,298	\$39,778	\$16,173	\$39,501	\$41,468
101 126 201	Insurance	\$2,447	\$2,495	\$2,571	\$2,881	\$2,583	\$2,881	\$3,025
101 126 221	Rep. & Maintenance-Equipment	\$15,665	\$11,302	\$15,303	\$12,000	\$13,859	\$14,230	\$12,000
101 126 222	Rep. & Maintenance-Vehicles	\$0	\$9	\$4,873	\$400	\$0	\$400	\$400
101 126 224	Rep. & Maint.-Central Garage	\$1,877	\$3,440	\$13,949	\$5,000	\$273	\$5,000	\$5,000
101 126 247	Small Tools and Hardware	\$399	\$453	\$462	\$500	\$20	\$500	\$500
101 126 264	Learning	\$982	\$698	\$1,140	\$1,000	\$472	\$1,000	\$1,000
101 126 272	Electricity-Street Lights	\$236,497	\$245,592	\$264,650	\$294,710	\$131,673	\$292,700	\$294,710
	Subtotal Other Current Expenditures	\$257,867	\$263,989	\$302,948	\$316,491	\$148,880	\$316,711	\$316,635
101 126 350	Equipment	\$6,513	\$16,710	\$34,923	\$44,000	\$0	\$44,000	\$44,000
	Subtotal Capital Expenditures	\$6,513	\$16,710	\$34,923	\$44,000	\$0	\$44,000	\$44,000
	Total Expenditures	\$292,976	\$310,007	\$369,169	\$400,269	\$165,053	\$400,212	\$402,103

AIRPORT ACCOUNT #101-127

PURPOSE OF THIS DEPARTMENT: Why does this department exist?

The municipal airport function reflected by this budget is to accomplish:

- (A) The City's maintenance obligations for grounds, buildings, runway lighting, and snow removal;
- (B) Airport operations including fueling, de-icing, housing of transient aircraft, runway inspections, and other Airport Manager customer services.

DEPARTMENT PERSONNEL: .5 Airport Maintenance / Signal Technician shared with Traffic Control, and one Airport Supervisor.

City of Yankton
Adopted 2017 Budget

Fund: General		Function: Public Services				Activity: Chan Gurney Airport		
ACCOUNT NO.	DESCRIPTION	2013 ACTUAL	2014 ACTUAL	2015 ACTUAL	2016 ADOPTED	2016 Y.T.D.	2016 ESTIMATED	2017 ADOPTED
101 127 101	Regular Salaries & Wages	\$65,153	\$65,198	\$66,812	\$77,158	\$35,986	\$77,158	\$80,426
101 127 102	Temp. Salaries & Wages	\$14,333	\$10,702	\$14,503	\$21,500	\$7,996	\$21,500	\$24,080
101 127 103	Overtime Wages	\$1,413	\$1,124	\$2,715	\$1,000	\$1,293	\$2,800	\$2,800
101 127 111	OASI	\$6,090	\$5,873	\$6,414	\$7,624	\$3,427	\$7,624	\$8,209
101 127 121	Retirement	\$3,993	\$4,001	\$4,210	\$4,689	\$2,237	\$4,689	\$4,994
101 127 131	Worker's Compensation	\$887	\$968	\$1,070	\$1,580	(\$19)	\$1,200	\$1,320
101 127 132	Group Insurance	\$10,374	\$10,659	\$10,822	\$18,150	\$6,330	\$18,150	\$19,965
101 127 133	Unemployment Insurance	\$178	\$163	\$159	\$221	\$131	\$210	\$221
	Subtotal Personnel Services	\$102,421	\$98,688	\$106,705	\$131,922	\$57,381	\$133,331	\$142,015
101 127 201	Insurance	\$20,108	\$20,108	\$20,315	\$23,402	\$20,364	\$22,288	\$23,402
101 127 202	Professional Services-Manager/Other	\$2,526	\$5,120	\$4,922	\$12,000	\$239	\$12,000	\$12,000
101 127 203	Bank Card Discounts	\$9,587	\$8,553	\$6,585	\$12,000	\$1,191	\$12,000	\$12,000
101 127 211	Publishing/Advertising	\$92	\$0	\$0	\$0	\$0	\$0	\$0
101 127 221	Rep. & Maintenance-Equipment	\$17,056	\$15,885	\$10,662	\$20,000	\$4,557	\$12,000	\$20,000
101 127 222	Rep. & Maintenance-Vehicles	\$46	\$527	\$692	\$1,500	\$81	\$700	\$1,500
101 127 223	Rep. & Maintenance-Buildings	\$1,919	\$1,793	\$1,957	\$4,000	\$1,765	\$4,000	\$4,000
101 127 224	Rep. & Maint.-Central Garage	\$11,111	\$19,087	\$14,489	\$20,000	\$5,780	\$20,000	\$20,000
101 127 225	Rep. & Maint.-Runways & Aprons	\$30	\$910	\$434	\$1,000	\$770	\$1,000	\$1,000
101 127 231	Postage	\$0	\$0	\$10	\$100	\$0	\$100	\$100
101 127 232	Office Supplies	\$0	\$0	\$123	\$100	\$87	\$100	\$100
101 127 236	Janitorial Supplies	\$868	\$926	\$824	\$1,000	\$420	\$1,000	\$1,000
101 127 238	Garage Gasoline & Lubricants	\$237,725	\$254,131	\$134,755	\$250,000	\$91,426	\$200,000	\$200,000
101 127 241	Agricultural Supplies	\$3,285	\$1,034	\$1,840	\$3,500	\$531	\$2,500	\$3,500
101 127 244	Uniform & Dry Goods	\$0	\$0	\$401	\$500	(\$22)	\$500	\$500
101 127 247	Small Tools and Hardware	\$462	\$472	\$465	\$500	\$186	\$500	\$500
101 127 264	Learning	\$0	\$0	\$0	\$1,000	\$0	\$1,000	\$1,000
101 127 265	Conference & Meetings	\$336	\$377	\$280	\$2,000	\$524	\$2,000	\$2,000
101 127 271	Telephone	\$2,730	\$2,789	\$2,750	\$3,000	\$1,385	\$3,000	\$3,000
101 127 272	Electricity	\$12,550	\$12,955	\$13,124	\$15,546	\$6,666	\$15,500	\$15,500
101 127 273	Fuel-Heating	\$7,225	\$10,510	\$7,104	\$13,000	\$5,186	\$10,000	\$13,000
101 127 274	Water Service	\$1,016	\$1,904	\$2,180	\$2,200	\$701	\$2,200	\$2,300
101 127 275	Wastewater Service	\$656	\$1,216	\$1,447	\$1,500	\$381	\$1,500	\$1,500
101 127 276	Landfill	\$497	\$401	\$400	\$600	\$206	\$600	\$600
	Subtotal Other Current Expenditures	\$329,825	\$358,698	\$225,759	\$388,448	\$142,424	\$324,488	\$338,502
101 127 301	Capital Repairs and Maintenance	\$7,194	\$1,632	\$4,596	\$6,000	\$0	\$6,000	\$19,000
101 127 320	Buildings & Structures	\$142,500	\$0	\$0	\$34,145	\$0	\$34,145	\$34,145
101 127 350	Equipment	\$90,719	\$29,247	\$7,988	\$25,000	\$19,173	\$25,000	\$170,200
101 127 411	Interest	\$8,141	\$6,697	\$5,166	\$6,697	\$0	\$6,697	\$6,697
	Subtotal Capital Expenditures	\$248,554	\$37,576	\$17,750	\$71,842	\$19,173	\$71,842	\$230,042
	Total Expenditures	\$680,800	\$494,962	\$350,214	\$592,212	\$218,978	\$529,661	\$710,559

OUTSIDE AGENCIES
ACCOUNT #101-131

PURPOSE OF THIS DEPARTMENT: Why does this department exist?

The City of Yankton provides annual funding for various non-profit agencies within the City. The City Commission asks agencies to follow the procedures enacted by the City Manager for all outside agencies. An application is to be completed for agencies previously funded, and then the application is reviewed by the City Commission and staff. Any additional new funding requests must be placed on a City Commission Agenda and presented before City Commission for decision.

CONTRACTUAL SERVICES
ACCOUNT #101-132

PURPOSE OF THIS DEPARTMENT: Why does this department exist?

The City of Yankton provides annual funding for various non-profit agencies within the City.

City of Yankton
Adopted 2017 Budget

Fund: General		Function: Special Appropriations				Activity: Outside Agency Requests		
ACCOUNT NO.	DESCRIPTION	2013 ACTUAL	2014 ACTUAL	2015 ACTUAL	2016 ADOPTED	2016 Y.T.D.	2016 ESTIMATED	2017 ADOPTED
101 131 544	Homeless Shelter	\$0	\$0	\$5,000	\$5,000	\$5,000	\$5,000	\$5,000
101 131 545	Women's Shelter	\$2,250	\$2,250	\$2,250	\$2,250	\$2,250	\$2,250	\$2,250
101 131 546	Yankton Family Visitation Center	\$2,250	\$2,250	\$2,250	\$2,250	\$2,250	\$2,250	\$2,250
101 131 547	Yankton Baseball Association	\$3,600	\$3,600	\$0	\$3,600	\$3,600	\$43,600	\$3,600
101 131 548	Missouri Sedimentation Action Coalition	\$2,500	\$2,500	\$2,500	\$2,500	\$2,500	\$2,500	\$2,500
101 131 551	Yankton Historical Society	\$8,100	\$8,100	\$8,100	\$8,100	\$4,050	\$8,100	\$8,100
101 131 552	Lewis & Clark Mental Health Center	\$20,000	\$20,000	\$20,000	\$20,000	\$10,000	\$20,000	\$20,000
101 131 555	Advertising-4th of July	\$1,575	\$1,600	\$1,602	\$7,000	\$5,106	\$7,000	\$7,000
101 131 558	Cramer-Kenyon House	\$2,500	\$2,500	\$2,500	\$2,500	\$1,250	\$2,500	\$2,500
101 131 559	Summer Band	\$3,653	\$3,667	\$76	\$3,600	\$7,229	\$7,229	\$3,600
101 131 560	Yankton Area Arts Assoc.	\$5,000	\$5,000	\$5,000	\$5,000	\$2,500	\$5,000	\$5,000
101 131 563	Lewis & Clark Theatre Co.	\$2,500	\$2,500	\$2,500	\$2,500	\$1,250	\$2,500	\$2,500
101 131 564	Big Friend/Little Friend	\$4,500	\$4,500	\$4,500	\$4,500	\$2,250	\$4,500	\$4,500
101 131 565	Contact Center	\$10,000	\$10,000	\$10,000	\$10,000	\$10,000	\$10,000	\$10,000
101 131 566	Boys & Girls Club	\$4,500	\$4,500	\$4,500	\$4,500	\$4,500	\$4,500	\$4,500
101 131 567	Small Business Development Center	\$4,500	\$4,500	\$4,500	\$4,500	\$4,500	\$4,500	\$4,500
101 131 568	Yankton Transit	\$30,000	\$30,000	\$30,000	\$30,000	\$30,000	\$30,000	\$30,000
101 131 599	Special Projects	\$0	\$0	\$0	\$0	\$0	\$0	\$0
	Subtotal Outside Agency Requests	\$107,428	\$107,467	\$105,278	\$117,800	\$98,235	\$161,429	\$117,800

Fund: General		Function: Special Appropriations				Activity: Contractual Services		
ACCOUNT NO.	DESCRIPTION	2013 ACTUAL	2014 ACTUAL	2015 ACTUAL	2016 ADOPTED	2016 Y.T.D.	2016 ESTIMATED	2017 ADOPTED
101 132 551	Yankton Area Progressive Growth	\$155,827	\$155,827	\$155,827	\$0	\$0	\$0	\$0
101 132 554	Planning & Development District III	\$11,248	\$11,638	\$11,946	\$12,264	\$12,171	\$12,264	\$12,264
	Subtotal Contractual Services	\$167,075	\$167,465	\$167,773	\$12,264	\$12,171	\$12,264	\$12,264
	Total Expenditures	\$274,503	\$274,932	\$273,051	\$130,064	\$110,406	\$173,693	\$130,064

SENIOR CITIZEN'S CENTER

ACCOUNT #101-141

PURPOSE OF THIS DEPARTMENT: Why does this department exist?

The Senior Citizen's Center includes a membership of 750 and is an active organization that provides programs and services to the local senior population. The Senior Citizen's Center is a community focal point on aging where older persons, as individuals or in groups, come together for services and activities that enhance their dignity, support their independence, and encourage their involvement in and with the community. As part of a comprehensive community strategy to meet the needs of older persons, the Senior Citizens' Center programs take place within this facility. These programs consist of a variety of services and activities in such areas as education, creative arts, recreation, advocacy, leadership development, employment, health, social work and other supportive services. The Center also serves as a community resource for information on aging and for developing new approaches to aging programs.

The Senior Citizens Center was constructed in a joint effort between the City of Yankton and Yankton County in 1978, and all costs are shared 50/50. City staff provides assistance to the Senior Citizens Center staff in the repair and preventive maintenance of building and equipment.

DEPARTMENT PERSONNEL: .1 Maintenance Technician

COMMUNITY LIBRARY
ACCOUNT #101-142

PURPOSE OF THIS DEPARTMENT: Why does this department exist?

The mission of the Yankton Community Library is to uphold the public's freedom of access to information by providing a dynamic collection in a variety of formats and technologies, and to respond to the needs of the community through timely services and programs.

DEPARTMENT PERSONNEL: one library Director, five full-time and six part-time staff members.

City of Yankton
Adopted 2017 Budget

Fund: General		Function: Culture - Recreation				Activity: Community Library		
ACCOUNT NO.	DESCRIPTION	2013 ACTUAL	2014 ACTUAL	2015 ACTUAL	2016 ADOPTED	2016 Y.T.D.	2016 ESTIMATED	2017 ADOPTED
101 142 101	Regular Salaries & Wages	\$304,210	\$304,753	\$323,362	\$344,870	\$175,225	\$337,137	\$351,418
101 142 102	Temp. Salaries & Wages	\$37,680	\$36,524	\$44,792	\$38,336	\$24,296	\$53,303	\$59,699
101 142 103	Overtime Wages	\$234	\$91	\$110	\$350	\$72	\$350	\$350
101 142 111	OASI	\$25,672	\$25,265	\$27,075	\$29,342	\$14,575	\$29,895	\$31,477
101 142 121	Retirement	\$18,266	\$18,252	\$19,408	\$20,713	\$10,518	\$20,249	\$21,106
101 142 131	Worker's Compensation	\$1,404	\$1,529	\$1,693	\$2,101	(\$30)	\$2,101	\$2,311
101 142 132	Group Insurance	\$55,279	\$55,248	\$58,489	\$82,378	\$34,196	\$74,889	\$82,378
101 142 133	Unemployment Insurance	\$737	\$850	\$712	\$1,004	\$626	\$956	\$1,004
	Subtotal Personnel Services	\$443,482	\$442,512	\$475,641	\$519,094	\$259,478	\$518,880	\$549,743
101 142 201	Insurance	\$7,757	\$7,909	\$8,148	\$8,715	\$8,189	\$8,715	\$9,151
101 142 202	Professional Services	\$32,814	\$32,615	\$43,171	\$27,000	\$14,865	\$27,000	\$38,000
101 142 211	Publishing	\$3,725	\$2,227	\$2,310	\$3,500	\$524	\$3,500	\$3,500
101 142 212	Rentals & Xerox Supplies	\$8,321	\$7,949	\$7,041	\$8,000	\$2,873	\$8,000	\$8,000
101 142 221	Rep. & Maintenance-Equipment	\$2,419	\$1,844	\$813	\$3,000	\$171	\$3,000	\$3,000
101 142 223	Rep. & Maintenance-Buildings	\$1,433	\$1,626	\$1,823	\$10,500	\$2,830	\$5,000	\$5,000
101 142 224	Rep. & Maintenance-Central Garage	\$0	\$0	\$0	\$0	\$0	\$0	\$0
101 142 231	Postage	\$4,364	\$3,101	\$1,732	\$2,500	\$899	\$2,000	\$2,500
101 142 232	Office Supplies	\$8,702	\$5,879	\$6,847	\$10,000	\$5,286	\$10,000	\$10,000
101 142 233	Printing & Binding	\$0	\$356	\$0	\$0	\$0	\$0	\$0
101 142 235	Subscriptions & Publications	\$7,141	\$9,286	\$7,875	\$9,500	\$4,097	\$9,000	\$9,500
101 142 236	Janitorial Supplies	\$2,107	\$2,117	\$2,035	\$2,500	\$981	\$2,500	\$2,500
101 142 242	Program Supplies	\$1,313	\$1,082	\$1,640	\$2,500	\$556	\$2,500	\$2,500
101 142 261	Membership Dues	\$715	\$873	\$778	\$800	\$231	\$800	\$1,000
101 142 263	Travel Expense	\$617	\$1,644	\$1,392	\$2,000	\$537	\$2,000	\$2,000
101 142 265	Conference & Meetings	\$1,382	\$805	\$902	\$2,500	\$352	\$2,500	\$2,500
101 142 271	Telephone	\$1,405	\$1,474	\$1,476	\$1,500	\$808	\$1,640	\$1,700
101 142 272	Electricity	\$16,122	\$16,267	\$18,871	\$21,600	\$7,881	\$21,600	\$22,000
101 142 273	Fuel-Heating	\$2,695	\$3,258	\$1,797	\$4,000	\$992	\$4,000	\$3,000
101 142 274	Water Service	\$1,846	\$1,776	\$2,262	\$2,900	\$852	\$2,900	\$3,000
101 142 275	Sewer Service	\$677	\$856	\$674	\$700	\$537	\$750	\$800
101 142 276	Landfill	\$408	\$416	\$424	\$450	\$208	\$450	\$500
	Subtotal Other Current Expenditures	\$105,963	\$103,360	\$112,011	\$124,165	\$53,669	\$117,855	\$130,151
101 142 320	Buildings	\$0	\$0	\$0	\$0	\$0	\$0	\$45,000
101 142 340	Books	\$49,673	\$50,321	\$53,138	\$52,000	\$22,835	\$52,000	\$52,000
101 142 342	A V Capital	\$10,784	\$10,033	\$11,718	\$13,500	\$5,321	\$13,500	\$13,000
101 142 350	Equipment	\$12,775	\$0	\$0	\$3,500	\$1,420	\$3,500	\$1,500
	Subtotal Capital Expenditures	\$73,232	\$60,354	\$64,856	\$69,000	\$29,576	\$69,000	\$111,500
	Total Expenditures	\$622,677	\$606,226	\$652,508	\$712,259	\$342,723	\$705,735	\$791,394

OPERATING TRANSFERS
ACCOUNT #101-182

PURPOSE OF THIS DEPARTMENT: Why does this department exist?

The purpose of the operating transfer fund is to account for contributions/subsidies made by the General Fund to other departments.

City of Yankton
Adopted 2017 Budget

Fund: General		Function: Operating Transfers				Activity: Finance Office		
ACCOUNT NO.	DESCRIPTION	2013 ACTUAL	2014 ACTUAL	2015 ACTUAL	2016 ADOPTED	2016 Y.T.D.	2016 ESTIMATED	2017 ADOPTED
101 182 620	Parks & Recreation Fund	\$965,198	\$862,287	\$1,019,909	\$1,361,538	\$675,269	\$1,302,173	\$1,422,211
101 182 621	Casualty Reserve Fund	\$0	\$0	\$0	\$0	\$0	\$0	\$0
101 182 622	Memorial Park Pool	\$125,974	\$133,402	\$137,367	\$174,817	\$85,408	\$162,685	\$178,212
101 182 623	Marne Creek Fund	\$86,080	\$76,044	\$85,722	\$104,996	\$52,498	\$104,996	\$149,561
101 182 625	Recreation/SAC	\$174,053	\$224,378	\$199,110	\$285,604	\$142,802	\$298,835	\$328,447
101 182 627	911 Fund / Dispatch	\$419,742	\$463,925	\$451,038	\$633,013	\$316,507	\$585,848	\$1,213,090
101 182 651	Public Improvement Fund	\$0	\$0	\$4,380	\$100,000	\$100,000	\$100,000	\$0
101 182 652	Airport Capital	\$31,750	\$0	\$0	\$0	\$0	\$0	\$0
101 182 653	Park Capital	\$0	\$26,000	\$72,600	\$78,500	\$29,750	\$78,500	\$106,396
101 182 634	Transfer to Debt Service - Menards	\$0	\$0	\$0	\$0	\$0	\$0	\$0
101 182 637	Loan to TID #5 (Debt Service)	\$63,000	\$45,676	\$58,200	\$0	\$0	\$0	\$0
101 182 637	Loan to TID #5 (Sales Tax)	\$261,391	\$268,803	\$305,114	\$0	\$0	\$0	\$0
101 182 637	Loan to TID #5 (Road Projects)	\$0	\$0	\$1,980,599	\$0	\$0	\$0	\$0
101 182 661	Cemetery Fund	\$60,459	\$70,558	\$91,031	\$131,288	\$56,394	\$123,086	\$125,181
101 182 663	Transfer to Fox Run Golf	\$0	\$0	\$0	\$67,340	\$0	\$67,340	\$0
101 182 663	Loan to Fox Run Golf	\$175,501	\$104,609	\$93,585	\$90,000	\$0	\$120,000	\$100,000
101 182 690	Transfer to Capital Reserve (Ladder Truck)	\$0	\$0	\$0	\$0	\$0	\$0	\$0
	Total Transfers	\$2,363,148	\$2,275,682	\$4,498,655	\$3,027,096	\$1,458,628	\$2,943,463	\$3,623,098

GENERAL FUND SUMMARY

PURPOSE: The following four pages are a summary of the Adopted General Fund Expenditures by department and by function. The functions are divided into our three spending groups:

100 Series - Personnel Services

200 Series - Other Current Expenditures

300 Series - Capital Expenditures

These pages are a management tool for comparative and analysis purposes.

City of Yankton
Adopted 2017 Budget

\$2,343,913

Fund: General

Function: Summary-Personnel Services

ACCOUNT NO.	DESCRIPTION	2013 ACTUAL	2014 ACTUAL	2015 ACTUAL	2016 ADOPTED	2016 Y.T.D.	2016 ESTIMATED	2017 ADOPTED
	City Commission	\$55,739	\$55,957	\$57,426	\$62,847	\$36,394	\$62,834	\$64,341
	City Manager	\$230,277	\$236,828	\$249,285	\$303,292	\$135,160	\$299,615	\$314,703
	City Attorney	\$39,444	\$41,041	\$42,773	\$46,125	\$24,010	\$46,122	\$48,081
	Finance Office	\$477,081	\$481,561	\$499,529	\$573,624	\$273,737	\$546,580	\$573,720
	Information Services	\$137,883	\$143,167	\$143,363	\$235,989	\$79,158	\$235,989	\$277,508
	Community Development	\$277,490	\$287,296	\$299,802	\$345,121	\$189,578	\$379,416	\$402,839
	Police	\$1,859,749	\$1,801,531	\$1,915,248	\$2,320,664	\$1,032,092	\$2,282,443	\$2,363,116
	Animal Control	\$45,775	\$47,048	\$48,841	\$54,564	\$25,853	\$54,165	\$56,934
	Fire Department.	\$172,192	\$176,675	\$183,931	\$198,988	\$96,231	\$199,515	\$209,371
	Engineering	\$483,828	\$487,525	\$516,143	\$590,396	\$246,598	\$542,800	\$570,477
	Street Division	\$728,832	\$726,490	\$757,870	\$948,046	\$373,305	\$931,154	\$982,703
	Snow & Ice Removal	\$29,222	\$31,641	\$48,508	\$39,783	\$19,078	\$39,753	\$41,591
	City Hall	\$75,679	\$79,946	\$78,074	\$98,050	\$42,647	\$96,418	\$101,576
	Traffic Control	\$28,596	\$29,308	\$31,298	\$39,778	\$16,173	\$39,501	\$41,468
	Chan Gurney Airport	\$102,421	\$98,688	\$106,705	\$131,922	\$57,381	\$133,331	\$142,015
	Senior Citizens Center	\$5,277	\$5,413	\$5,620	\$7,164	\$3,051	\$6,709	\$7,390
	Community Library	\$443,482	\$442,512	\$475,641	\$519,094	\$259,478	\$518,880	\$549,743
	Total Personnel Services	\$5,192,967	\$5,172,627	\$5,460,057	\$6,515,447	\$2,909,924	\$6,415,225	\$6,747,576

City of Yankton
Adopted 2017 Budget

Fund: **General**

Function: **Summary-Other Current Expenditures**

ACCOUNT NO.	DESCRIPTION	2013 ACTUAL	2014 ACTUAL	2015 ACTUAL	2016 ADOPTED	2016 Y.T.D.	2016 ESTIMATED	2017 ADOPTED
	City Commission	\$67,460	\$84,215	\$75,289	\$100,105	\$43,354	\$98,950	\$95,105
	City Manager	\$26,754	\$25,956	\$30,290	\$76,262	\$39,049	\$76,240	\$76,262
	City Attorney	\$2,135	\$6,305	\$19,612	\$10,000	\$925	\$18,000	\$9,000
	Finance Office	\$36,497	\$35,843	\$36,419	\$51,327	\$18,246	\$44,759	\$54,727
	Information Services	\$30,836	\$33,238	\$52,649	\$66,479	\$18,590	\$67,379	\$68,895
	Community Development	\$32,660	\$24,064	\$26,965	\$47,816	\$13,775	\$32,094	\$55,416
	Contingency	\$0	\$0	\$0	\$200,000	\$0	\$200,000	\$160,000
	Police	\$338,284	\$314,385	\$294,643	\$427,880	\$180,153	\$369,579	\$401,490
	Animal Control	\$5,752	\$4,267	\$8,606	\$17,281	\$10,564	\$17,249	\$17,814
	Fire Department.	\$141,484	\$138,979	\$132,061	\$171,620	\$60,967	\$152,820	\$174,870
	Civil Defense	\$1,175	\$4,603	\$975	\$2,415	\$1,125	\$2,415	\$5,415
	Engineering	\$29,307	\$52,624	\$30,659	\$56,130	\$13,157	\$53,705	\$53,472
	Street Division	\$336,995	\$432,810	\$479,267	\$579,950	\$227,071	\$579,550	\$580,948
	Snow & Ice Removal	\$57,858	\$55,755	\$65,662	\$109,223	\$95,096	\$119,223	\$109,429
	City Hall	\$66,860	\$64,705	\$85,002	\$99,250	\$51,017	\$91,250	\$99,350
	Traffic Control	\$257,867	\$263,989	\$302,948	\$316,491	\$148,880	\$316,711	\$316,635
	Chan Gurney Airport	\$329,825	\$358,698	\$225,759	\$388,448	\$142,424	\$324,488	\$338,502
	Special Appropriations	\$274,503	\$274,932	\$273,051	\$130,064	\$110,406	\$173,693	\$130,064
	Senior Citizens Center	\$37,202	\$41,251	\$43,726	\$49,466	\$20,907	\$45,408	\$49,516
	Community Library	\$105,963	\$103,360	\$112,011	\$124,165	\$53,669	\$117,855	\$130,151
	Operating Transfers	\$2,363,148	\$2,275,682	\$4,498,655	\$3,027,096	\$0	\$2,943,463	\$3,623,098
	Total Other Current Expenditure	\$4,542,565	\$4,595,661	\$6,794,249	\$6,051,468	\$1,249,375	\$5,844,831	\$6,550,159

City of Yankton
Adopted 2017 Budget

Fund: **General**

Function: **Summary-Capital Expenditures**

ACCOUNT NO.	DESCRIPTION	2013 ACTUAL	2014 ACTUAL	2015 ACTUAL	2016 ADOPTED	2016 Y.T.D.	2016 ESTIMATED	2017 ADOPTED
	City Manager's Office	\$687	\$0	\$0	\$1,000	\$0	\$1,000	\$7,000
	Finance Office	\$1,070	\$0	\$0	\$1,000	\$0	\$1,000	\$1,000
	Information Services	\$25,980	\$36,702	\$17,052	\$137,147	\$14,961	\$136,247	\$37,000
	Community Development	\$21,206	\$0	\$0	\$31,000	\$0	\$31,000	\$0
	Police	\$189,575	\$120,668	\$103,362	\$328,216	\$62,405	\$334,616	\$630,900
	Animal Control	\$0	\$0	\$0	\$0	\$0	\$0	\$0
	Fire Department.	\$204,586	\$522,360	\$1,171,648	\$572,640	\$86,183	\$563,426	\$513,715
	Civil Defense	\$0	\$0	\$22,489	\$0	\$0	\$0	\$0
	Engineering	\$0	\$1,585	\$48,359	\$43,000	\$32,009	\$34,710	\$14,700
	Street Division	\$249,875	\$98,801	\$294,797	\$440,000	\$253,279	\$422,009	\$370,000
	Snow & Ice Removal	\$29,133	\$9,400	\$156,328	\$170,000	\$10,363	\$170,000	\$48,000
	City Hall	\$18,690	\$95,268	\$12,845	\$87,500	\$7,379	\$18,400	\$4,500
	Traffic Control	\$6,513	\$16,710	\$34,923	\$44,000	\$0	\$44,000	\$44,000
	Chan Gurney Airport	\$248,554	\$37,576	\$17,750	\$71,842	\$19,173	\$71,842	\$230,042
	Senior Citizens Center	\$39,965	\$4,144	\$14,398	\$52,700	\$0	\$23,700	\$8,800
	Community Library	\$73,232	\$60,354	\$64,856	\$69,000	\$29,576	\$69,000	\$111,500
	Total Capital Expenditures	\$1,109,066	\$1,003,568	\$1,958,807	\$2,049,045	\$515,328	\$1,920,950	\$2,021,157

City of Yankton
Adopted 2017 Budget

Fund: **General**

Function: **Summary-Total Expenditures**

ACCOUNT NO.	DESCRIPTION	2013 ACTUAL	2014 ACTUAL	2015 ACTUAL	2016 ADOPTED	2016 Y.T.D.	2016 ESTIMATED	2017 ADOPTED
	City Commission	\$123,199	\$140,172	\$132,715	\$162,952	\$79,748	\$161,784	\$159,446
	City Manager	\$257,718	\$262,784	\$279,575	\$380,554	\$174,209	\$376,855	\$397,965
	City Attorney	\$41,579	\$47,346	\$62,385	\$56,125	\$24,935	\$64,122	\$57,081
	Finance Office	\$514,648	\$517,404	\$535,948	\$625,951	\$291,983	\$592,339	\$629,447
	Information Services	\$194,699	\$213,107	\$213,064	\$439,615	\$112,709	\$439,615	\$383,403
	Community Development	\$331,356	\$311,360	\$326,767	\$423,937	\$203,353	\$442,510	\$458,255
	Contingency	\$0	\$0	\$0	\$200,000	\$0	\$200,000	\$160,000
	Police	\$2,387,608	\$2,236,584	\$2,313,253	\$3,076,760	\$1,274,650	\$2,986,638	\$3,395,506
	Animal Control	\$51,527	\$51,315	\$57,447	\$71,845	\$36,417	\$71,414	\$74,748
	Fire Department.	\$518,262	\$838,014	\$1,487,640	\$943,248	\$243,381	\$915,761	\$897,956
	Civil Defense	\$1,175	\$4,603	\$23,464	\$2,415	\$1,125	\$2,415	\$5,415
	Engineering	\$513,135	\$541,734	\$595,161	\$689,526	\$291,764	\$631,215	\$638,649
	Street Division	\$1,315,702	\$1,258,101	\$1,531,934	\$1,967,996	\$853,655	\$1,932,713	\$1,933,651
	Snow & Ice Removal	\$116,213	\$96,796	\$270,498	\$319,006	\$124,537	\$328,976	\$199,020
	City Hall	\$161,229	\$239,919	\$175,921	\$284,800	\$101,043	\$206,068	\$205,426
	Traffic Control	\$292,976	\$310,007	\$369,169	\$400,269	\$165,053	\$400,212	\$402,103
	Chan Gurney Airport	\$680,800	\$494,962	\$350,214	\$592,212	\$218,978	\$529,661	\$710,559
	Special Appropriations	\$274,503	\$274,932	\$273,051	\$130,064	\$110,406	\$173,693	\$130,064
	Senior Citizens Center	\$82,444	\$50,808	\$63,744	\$109,330	\$23,958	\$75,817	\$65,706
	Community Library	\$622,677	\$606,226	\$652,508	\$712,259	\$342,723	\$705,735	\$791,394
	Operating Transfers	\$2,363,148	\$2,275,682	\$4,498,655	\$3,027,096	\$1,458,628	\$2,943,463	\$3,623,098
	Total Expenditures	\$10,844,598	\$10,771,856	\$14,213,113	\$14,615,960	\$6,133,255	\$14,181,006	\$15,318,892

PARKS, RECREATION, & SPECIAL EVENTS

ACCOUNT #201

PURPOSE OF THIS DEPARTMENT: Why does this department exist?

The mission of the Yankton Parks Department is to enhance the quality of life for the citizens of Yankton and the surrounding area by providing diverse parks, facilities, and urban forestry to serve a population with varied characteristics, interests, and needs. Dedication toward preservation of natural resources will ensure the opportunity for high-quality leisure experiences for present and future generations.

DEPARTMENT PERSONNEL: one Director of Parks and Recreation, one Parks & Grounds Superintendent, one Special Events Coordinator, one Senior Grounds Maintenance Worker, four Grounds Maintenance Workers, one Urban Forestry Specialist, one Secretary and twelve Seasonal Employees.

City of Yankton
Adopted 2017 Budget

Fund: Parks & Recreation

Function: Culture-Recreation

Activity: Parks & Recreation

ACCOUNT NO.	DESCRIPTION	2013 ACTUAL	2014 ACTUAL	2015 ACTUAL	2016 ADOPTED	2016 Y.T.D.	2016 ESTIMATED	2017 ADOPTED
201 201 101	Regular Salaries & Wages	\$370,765	\$378,263	\$387,628	\$480,449	\$231,446	\$480,449	\$500,801
201 201 102	Temp. Salaries & Wages	\$50,858	\$49,584	\$63,159	\$52,000	\$31,865	\$65,000	\$72,800
201 201 103	Overtime Wages	\$9,188	\$9,005	\$13,015	\$7,000	\$10,747	\$22,000	\$22,000
201 201 111	OASI	\$32,091	\$32,456	\$34,454	\$41,268	\$20,216	\$43,410	\$45,563
201 201 121	Retirement	\$22,828	\$23,269	\$23,943	\$29,247	\$14,622	\$30,147	\$31,368
201 201 131	Worker's Compensation	\$8,925	\$9,732	\$10,758	\$11,601	(\$195)	\$12,048	\$13,253
201 201 132	Group Insurance	\$62,092	\$64,141	\$61,180	\$105,279	\$38,922	\$105,279	\$115,807
201 201 133	Unemployment Insurance	\$801	\$830	\$811	\$1,090	\$738	\$1,090	\$1,215
	Subtotal Personnel Services	\$557,548	\$567,280	\$594,948	\$727,934	\$348,361	\$759,423	\$802,807
201 201 201	Insurance	\$12,930	\$13,320	\$13,947	\$16,884	\$13,622	\$14,175	\$16,884
201 201 202	Professional Services	\$42,441	\$2,024	\$4,543	\$20,000	\$15,382	\$20,000	\$30,000
201 201 204	Contracted Serv.-Operations	\$1,562	\$10,307	\$5,818	\$4,000	\$8,205	\$8,205	\$6,000
201 201 210	Promotional	\$0	\$0	\$0	\$10,000	\$1,510	\$10,000	\$10,000
201 201 211	Publishing	\$2,103	\$1,717	\$5,292	\$4,000	\$5,274	\$5,274	\$5,000
201 201 221	Rep. & Maintenance-Equipment	\$12,149	\$20,256	\$17,648	\$18,000	\$4,492	\$18,000	\$18,000
201 201 222	Rep. & Maint.-Vehicles	\$5,366	\$2,516	\$6,437	\$3,000	\$3,558	\$4,000	\$3,000
201 201 223	Rep. & Maintenance-Buildings	\$35,787	\$41,098	\$54,238	\$41,000	\$25,768	\$50,000	\$55,000
201 201 224	Rep. & Maint. Central Garage	\$59,295	\$22,210	\$37,395	\$61,000	\$29,677	\$61,000	\$61,000
201 201 231	Postage	\$130	\$99	\$761	\$1,500	\$231	\$1,500	\$1,500
201 201 232	Office Supplies	\$2,005	\$1,057	\$1,670	\$1,300	\$5,822	\$6,000	\$1,300
201 201 233	Printing & Binding	\$0	\$27	\$0	\$0	\$0	\$0	\$0
201 201 234	Copies	\$271	\$224	\$47	\$300	\$35	\$300	\$300
201 201 235	Subscriptions & Publications	\$0	\$42	\$0	\$0	\$99	\$100	\$100
201 201 236	Janitorial Supplies	\$5,710	\$6,170	\$6,783	\$7,500	\$2,081	\$7,500	\$7,500
201 201 240	Chemicals and Gases	\$14,406	\$13,884	\$3,825	\$14,500	\$1,625	\$14,500	\$14,500
201 201 241	Agricultural Supplies	\$19,917	\$23,491	\$28,748	\$29,000	\$20,211	\$29,000	\$30,000
201 201 242	Recreation Supplies-Operations	\$1,452	\$296	\$5,469	\$15,000	\$2,561	\$15,000	\$20,000
201 201 243	Medical and Safety Supplies	\$3	\$747	\$202	\$700	\$411	\$700	\$700
201 201 244	Uniforms and Dry Goods	\$1,439	\$1,043	\$1,161	\$1,800	\$519	\$1,800	\$1,800
201 201 247	Small Tools and Hardware	\$924	\$186	\$47	\$1,800	\$21	\$800	\$800
201 201 261	Membership Dues	\$897	\$1,005	\$634	\$1,000	\$210	\$1,000	\$1,000
201 201 263	Travel Expense	\$2,033	\$2,495	\$1,131	\$3,200	\$664	\$3,200	\$3,200
201 201 264	Learning	\$0	\$1,536	\$0	\$1,100	\$61	\$1,100	\$1,100
201 201 265	Conferences & Meetings	\$1,093	\$892	\$2,123	\$3,800	\$691	\$3,800	\$3,800
201 201 271	Telephone	\$5,925	\$6,221	\$6,271	\$7,400	\$3,429	\$7,400	\$7,400
201 201 272	Electricity	\$34,428	\$34,829	\$39,633	\$42,000	\$16,060	\$42,000	\$42,500
201 201 273	Fuel-Heating	\$5,799	\$7,010	\$4,202	\$7,250	\$3,103	\$7,250	\$7,250
201 201 274	Water Service	\$70,264	\$35,558	\$72,988	\$92,000	\$10,842	\$92,000	\$92,000
201 201 275	Sewer Service	\$3,731	\$3,755	\$4,371	\$5,000	\$1,191	\$5,000	\$5,000
201 201 276	Landfill	\$2,158	\$2,225	\$2,666	\$2,500	\$756	\$2,700	\$2,700
201 201 278	Yard Waste	\$0	\$0	\$0	\$0	\$131	\$131	\$0
	Subtotal Other Current Expenditures	\$344,218	\$256,240	\$328,050	\$416,534	\$178,242	\$433,435	\$449,334
201 201 301	Capital Repair & Maintenance	\$0	\$995	\$0	\$7,000	\$0	\$7,000	\$7,000
201 201 350	Equipment	\$95,999	\$71,471	\$94,462	\$264,000	\$149,929	\$180,300	\$217,200
	Subtotal Capital Expenditures	\$95,999	\$72,466	\$94,462	\$271,000	\$149,929	\$187,300	\$224,200
	Total Expenditures	\$997,765	\$895,986	\$1,017,460	\$1,415,468	\$676,532	\$1,380,158	\$1,476,341

City of Yankton
Adopted 2017 Budget

Fund: Parks & Recreation		Function: Culture-Recreation				Activity: Parks & Recreation		
ACCOUNT NO.	DESCRIPTION	2013 ACTUAL	2014 ACTUAL	2015 ACTUAL	2016 ADOPTED	2016 Y.T.D.	2016 ESTIMATED	2017 ADOPTED
	Prior Year Balance	\$59,184	\$39,680	\$21,886	\$0	\$52,978	\$52,978	\$0
201 3349	LWCF Grant	\$0	\$0	\$0	\$40,000	\$0	\$0	\$40,000
201 3356	Partners In Community Grant	\$0	\$0	\$0	\$0	\$0	\$10,000	\$0
201 3488	Concessions	\$3,926	\$4,042	\$4,530	\$3,900	\$900	\$4,000	\$4,100
201 3489	Other-Park Revenue	\$1	\$20	\$1	\$25	\$0	\$25	\$25
201 3491	Other-Non Taxable	\$297	\$8	\$119	\$5	\$4	\$5	\$5
	Subtotal Park Revenue	\$4,224	\$4,070	\$4,650	\$43,930	\$904	\$14,030	\$44,130
201 3610	Interest	\$614	\$732	\$1,377	\$500	\$753	\$1,300	\$500
201 3612	Sale of Fixed Assets	\$0	\$0	\$0	\$0	\$0	\$0	\$0
201 3615	Misc Reimbursement	\$991	\$1,101	\$903	\$0	\$0	\$0	\$0
201 3620	Rentals-Park (Picnic Shelters & Court Spaces)	\$7,127	\$8,629	\$8,768	\$9,500	\$5,537	\$9,500	\$9,500
201 3640	Compen. for Loss & Damage	\$107	\$358	\$21	\$0	\$27	\$27	\$0
201 3660	Donations	\$0	\$1,015	\$12,924	\$0	\$150	\$150	\$0
	Subtotal Misc. Revenue	\$8,839	\$11,835	\$23,993	\$10,000	\$6,467	\$10,977	\$10,000
201 3910	Transfer from General Fund	\$965,198	\$862,287	\$1,019,909	\$1,361,538	\$1,350,538	\$1,302,173	\$1,422,211
	Subtotal Transfer Revenue	\$965,198	\$862,287	\$1,019,909	\$1,361,538	\$1,350,538	\$1,302,173	\$1,422,211
	Total Funds Available	\$1,037,445	\$917,872	\$1,070,438	\$1,415,468	\$1,410,887	\$1,380,158	\$1,476,341
	Total Expenditures	\$997,765	\$895,986	\$1,017,460	\$1,415,468	\$676,532	\$1,380,158	\$1,476,341
	Ending Balance	\$39,680	\$21,886	\$52,978	\$0	\$734,355	\$0	\$0

MEMORIAL PARK POOL
ACCOUNT #202

PURPOSE OF THIS DEPARTMENT: Why does this department exist?

The mission of the Memorial Pool is to enhance the quality of life for the citizens of Yankton and the surrounding area by providing a diverse aquatic facility to serve a population with varied characteristics, interests, and needs.

City of Yankton
Adopted 2017 Budget

Fund: Memorial Park Pool		Function: Culture-Recreation				Activity: Memorial Pool		
ACCOUNT NO.	DESCRIPTION	2013 ACTUAL	2014 ACTUAL	2015 ACTUAL	2016 ADOPTED	2016 Y.T.D.	2016 ESTIMATED	2017 ADOPTED
202 202 102	Temporary Wages	\$52,094	\$52,371	\$66,797	\$62,500	\$30,567	\$65,000	\$67,000
202 202 111	OASI	\$3,985	\$4,007	\$5,110	\$4,781	\$2,338	\$4,973	\$5,126
202 202 133	Unemployment Insurance	\$261	\$262	\$301	\$431	\$138	\$410	\$431
	Subtotal Personnel Services	\$56,340	\$56,640	\$72,208	\$67,712	\$33,043	\$70,383	\$72,557
202 202 201	Insurance	\$170	\$173	\$178	\$200	\$179	\$200	\$200
202 202 202	Professional Services	\$38	\$138	\$165	\$1,200	\$15	\$1,200	\$1,200
202 202 204	Centennial Project	\$0	\$0	\$0	\$0	\$0	\$0	\$0
202 202 211	Advertising	\$795	\$889	\$879	\$1,000	\$672	\$1,000	\$1,000
202 202 221	Rep. & Maint. - Equipment	\$674	\$3,600	\$4,686	\$6,000	\$0	\$6,000	\$6,000
202 202 223	Rep. & Maint. - Buildings	\$16,642	\$29,796	\$20,645	\$35,000	\$8,245	\$32,000	\$35,000
202 202 231	Postage	\$3	\$0	\$0	\$5	\$0	\$5	\$5
202 202 232	Office Supplies	\$90	\$0	\$125	\$100	\$0	\$100	\$150
202 202 236	Janitorial Supplies	\$0	\$169	\$87	\$200	\$0	\$200	\$200
202 202 240	Chemicals	\$29,169	\$32,996	\$26,587	\$32,500	\$12,937	\$32,500	\$32,500
202 202 242	Recreation Supplies	\$2,021	\$948	\$1,120	\$1,500	\$925	\$1,500	\$1,500
202 202 244	Uniforms & Dry Goods	\$2,788	\$2,944	\$3,460	\$3,000	\$3,111	\$3,111	\$3,000
202 202 247	Small Tools & Hardware	\$0	\$0	\$0	\$0	\$0	\$0	\$0
202 202 271	Telephone	\$622	\$649	\$679	\$700	\$324	\$700	\$700
202 202 272	Electricity	\$7,410	\$7,048	\$7,723	\$8,500	\$582	\$8,500	\$8,500
202 202 273	Fuel-Heating	\$6,683	\$8,639	\$1,883	\$6,800	\$853	\$6,800	\$6,800
202 202 274	Water Service	\$13,683	\$17,421	\$15,396	\$21,000	\$7,005	\$21,000	\$21,000
202 202 275	Sewer Service	\$13,991	\$14,564	\$12,765	\$15,000	\$6,675	\$15,000	\$15,000
202 202 701	Cash Short	\$3	\$1	\$0	\$0	\$1	\$1	\$0
202 202 728	Concessions Stand Operations	\$6,256	\$5,661	\$7,447	\$7,000	\$4,106	\$7,000	\$7,000
	Total Operating Expenses	\$101,038	\$125,636	\$103,825	\$139,705	\$45,630	\$136,817	\$139,755
202 202 350	Equipment	\$7,550	\$0	\$12,373	\$17,000	\$12,566	\$17,000	\$18,000
	Total Capital Outlay	\$7,550	\$0	\$12,373	\$17,000	\$12,566	\$17,000	\$18,000
	Total Expenditures	\$164,928	\$182,276	\$188,406	\$224,417	\$91,239	\$224,200	\$230,312

Fund: Memorial Park Pool		Function: Culture-Recreation				Activity: Memorial Pool		
ACCOUNT NO.	DESCRIPTION	2013 ACTUAL	2014 ACTUAL	2015 ACTUAL	2016 ADOPTED	2016 Y.T.D.	2016 ESTIMATED	2017 ADOPTED
	Prior Year Balance	\$10,000	\$9,463	\$10,048	\$0	\$9,416	\$9,416	\$0
202 3471	Red Cross Lessons	\$0	\$11,947	\$9,730	\$10,000	\$0	\$10,000	\$10,000
202 3472	Pool Receipts	\$11,230	\$9,728	\$12,047	\$12,000	\$5,410	\$12,000	\$12,000
202 3491	Other Non-Taxable	\$1	\$0	\$0	\$0	\$0	\$0	\$0
202 3610	Interest	\$166	\$159	\$253	\$300	\$175	\$300	\$300
202 3615	Miscellaneous Reimbursements	\$0	\$398	\$375	\$300	\$0	\$300	\$300
202 3701	Cash Long	\$72	\$10	\$0	\$0	\$1	\$0	\$0
202 3728	Miscellaneous Concessions	\$9,909	\$8,937	\$12,403	\$10,000	\$6,575	\$12,500	\$12,500
202 3755	Joint Pool Pass	\$17,039	\$18,280	\$15,599	\$17,000	\$6,322	\$17,000	\$17,000
202 3910	Transfer From General Fund	\$125,974	\$133,402	\$137,367	\$174,817	\$170,817	\$162,685	\$178,212
	Total Funds Available	\$174,391	\$192,324	\$197,822	\$224,417	\$198,716	\$224,200	\$230,312
	Total Expenditures	\$164,928	\$182,276	\$188,406	\$224,417	\$91,239	\$224,200	\$230,312
	Ending Balance	\$9,463	\$10,048	\$9,416	\$0	\$107,477	\$0	\$0

SUMMIT ACTIVITIES CENTER ACCOUNT #203

PURPOSE OF THIS DEPARTMENT: Why does this department exist?

The Summit Activities Center mission is to enhance the quality of life for the citizens of Yankton and the surrounding area by providing a facility for recreational, cultural, educational, social, and health enhancement programs to serve a population with varied characteristics, interests, and needs. The SAC/Yankton High School also provides a community center offering rental facilities such as theatres, meeting rooms, gyms, commons, and aquatic areas.

DEPARTMENT PERSONNEL: one Superintendent of Recreation / Facilities Manager, one Recreation Coordinator, one Office Specialist, one full-time receptionist and approximately two hundred Seasonal Employees.

City of Yankton
Adopted 2017 Budget

Fund: Parks & Recreation		Function: Culture-Recreation				Activity: Summit Activities Center		
ACCOUNT NO.	DESCRIPTION	2013 ACTUAL	2014 ACTUAL	2015 ACTUAL	2016 ADOPTED	2016 Y.T.D.	2016 ESTIMATED	2017 ADOPTED
203 203 101	Regular Salaries & Wages	\$148,340	\$147,020	\$155,224	\$162,071	\$85,917	\$162,071	\$168,936
203 203 102	Temp. Salaries & Wages	\$149,008	\$135,109	\$147,827	\$148,000	\$83,528	\$148,000	\$165,760
203 203 103	Overtime Wages	\$702	\$963	\$2,455	\$1,500	\$2,109	\$4,000	\$4,000
203 203 111	OASI	\$22,149	\$20,873	\$22,805	\$23,835	\$12,824	\$24,026	\$25,910
203 203 121	Retirement	\$8,942	\$8,879	\$9,461	\$9,814	\$5,281	\$9,964	\$10,376
203 203 131	Worker's Compensation	\$7,240	\$7,895	\$8,728	\$8,269	(\$158)	\$9,775	\$10,753
203 203 132	Group Insurance	\$29,891	\$30,955	\$31,691	\$43,923	\$18,526	\$39,930	\$43,923
203 203 133	Unemployment Insurance	\$1,041	\$988	\$946	\$1,302	\$660	\$1,240	\$1,302
	Subtotal Personnel Services	\$367,313	\$352,682	\$379,137	\$398,714	\$208,687	\$399,006	\$430,960
203 203 201	Insurance	\$707	\$721	\$846	\$935	\$748	\$935	\$982
203 203 202	Professional Services	\$47,628	\$48,172	\$65,268	\$56,000	\$45,680	\$66,000	\$56,000
203 203 203	Bank Card Discounts	\$2,668	\$2,782	\$3,072	\$3,100	\$1,497	\$3,100	\$3,100
203 203 204	Contracted Serv.-Operations	\$23,468	\$24,584	\$15,679	\$37,600	\$12,245	\$37,600	\$37,600
203 203 206	Cost of Service Provided - (school)	\$138,357	\$112,414	\$110,056	\$135,000	\$33,382	\$135,000	\$135,000
203 203 211	Publishing & Advertising	\$9,415	\$12,723	\$8,441	\$10,200	\$10,334	\$10,334	\$10,200
203 203 213	Contracted Services(Ice Arena)	\$8,172	\$7,402	\$8,534	\$9,000	\$2,883	\$9,000	\$9,000
203 203 221	Rep. & Maintenance-Equipment	\$462	\$1,397	(\$206)	\$2,000	\$3,939	\$5,000	\$5,000
203 203 223	Rep. & Maintenance-Buildings	\$1,961	\$1,015	\$2,080	\$2,500	\$2,310	\$3,500	\$3,500
203 203 224	Rep. & Maint. Central Garage	\$0	\$1,877	\$1,288	\$1,200	\$1,030	\$1,200	\$1,200
203 203 231	Postage	\$1,624	\$1,385	\$648	\$1,800	\$421	\$1,800	\$1,800
203 203 232	Office Supplies	\$3,487	\$2,297	\$4,252	\$3,500	\$1,973	\$3,500	\$3,500
203 203 233	Printing & Binding	\$0	\$6,660	\$3,500	\$6,000	\$5,300	\$6,000	\$6,000
203 203 234	Copies	\$1,171	\$1,001	\$564	\$1,500	\$636	\$1,500	\$1,500
203 203 235	Subscriptions & Publications	\$586	\$540	\$718	\$650	\$139	\$650	\$700
203 203 236	Janitorial Supplies	\$8,710	\$7,741	\$7,319	\$9,000	\$2,645	\$9,000	\$9,000
203 203 240	Chemicals and Gases	\$8,746	\$10,499	\$15,762	\$11,000	\$9,276	\$16,000	\$16,000
203 203 241	Agricultural Supplies	\$0	\$0	\$0	\$0	\$0	\$0	\$0
203 203 242	Recreation Supplies-Operations	\$9,219	\$11,750	\$12,956	\$10,700	\$8,911	\$11,500	\$12,000
203 203 243	Medical and Safety Supplies	\$896	\$690	\$233	\$1,000	\$0	\$1,000	\$1,000
203 203 244	Uniforms and Dry Goods	\$1,868	\$1,610	\$2,029	\$2,300	\$1,235	\$2,300	\$2,300
203 203 247	Small Tools and Hardware	\$62	\$58	\$2	\$100	\$0	\$100	\$100
203 203 250	Rec. Supplies-Arts Program	\$0	\$0	\$0	\$0	\$0	\$0	\$0
203 203 261	Membership Dues	\$695	\$540	\$1,151	\$800	\$255	\$800	\$800
203 203 263	Travel Expense	\$762	\$1,260	\$0	\$1,350	\$0	\$1,350	\$1,350
203 203 264	Learning	\$0	\$100	\$802	\$1,100	\$61	\$1,100	\$1,100
203 203 265	Conferences & Meetings	\$1,243	\$629	\$168	\$2,500	\$0	\$2,500	\$2,500
203 203 271	Telephone	\$4,703	\$4,848	\$5,074	\$4,900	\$2,621	\$5,100	\$5,200
203 203 274	Water Service	\$5,346	\$5,276	\$4,634	\$6,200	\$1,913	\$5,500	\$6,200
203 203 275	Sewer Service	\$2,942	\$1,641	\$1,750	\$2,900	\$441	\$2,250	\$2,350
	Subtotal Other Current Expenditures	\$284,898	\$271,612	\$276,620	\$324,835	\$149,875	\$343,619	\$334,982
203 203 701	Cash Short	\$6	\$10	\$0	\$100	\$1	\$100	\$100
203 203 728	Misc. Concessions	\$3,310	\$2,907	\$2,228	\$3,000	\$1,109	\$2,500	\$2,500
203 203 766	Merchandise	\$3,738	\$2,424	\$1,693	\$3,500	\$253	\$2,800	\$2,800
203 203 784	Awards	\$3,372	\$4,744	\$4,873	\$4,900	\$2,217	\$4,900	\$5,000
	Subtotal Resale Expenditures	\$10,426	\$10,085	\$8,794	\$11,500	\$3,580	\$10,300	\$10,400
203 203 350	Equipment	\$0	\$0	\$0	\$15,000	\$0	\$15,000	\$15,000
	Subtotal Capital Expenditures	\$0	\$0	\$0	\$15,000	\$0	\$15,000	\$15,000
	Total Expenditures	\$662,637	\$634,379	\$664,551	\$750,049	\$362,142	\$767,925	\$791,342

City of Yankton
Adopted 2017 Budget

Fund: **Parks & Recreation**

Function: **Culture-Recreation**

Activity: **Summit Activities Center**

ACCOUNT NO.	DESCRIPTION	2013 ACTUAL	2014 ACTUAL	2015 ACTUAL	2016 ADOPTED	2016 Y.T.D.	2016 ESTIMATED	2017 ADOPTED
	Prior Year Balance	\$1,943	(\$21,307)	\$15,100	\$0	\$5,745	\$5,745	\$0
203 3390	Yankton School District	\$29,323	\$28,914	\$35,641	\$29,000	\$13,618	\$35,000	\$35,000
203 3437	Equipment & Material Charge	\$0	\$0	\$541	\$0	\$0	\$0	\$0
203 3451	Skate Rentals	\$4,817	\$0	\$299	\$0	\$0	\$0	\$0
203 3459	Alcoa Ice Skating Rink	\$13,364	\$14,983	\$13,868	\$14,000	\$5,411	\$14,000	\$14,000
203 3481	Personal Training	\$376	\$440	\$359	\$350	\$91	\$350	\$400
203 3484	Red Cross Lessons-SAC	\$1,225	\$770	\$1,210	\$1,000	\$491	\$1,000	\$1,000
203 3488	Rentals-SAC	\$11,069	\$8,860	\$12,199	\$13,000	\$8,682	\$13,000	\$13,500
203 3489	Rentals-City Hall Gym	\$3,305	\$4,051	\$5,160	\$5,500	\$3,717	\$5,500	\$5,500
203 3701	Cash Long	(\$111)	\$98	\$5	\$100	\$1	\$100	\$100
203 3726	Contracted Concessions	\$1,785	\$1,412	\$1,675	\$2,000	\$640	\$1,750	\$1,750
203 3728	Misc. Concessions	\$5,045	\$4,375	\$3,437	\$5,000	\$1,464	\$4,000	\$4,000
203 3740	Annual Memberships	\$87,109	\$87,045	\$93,728	\$92,000	\$39,327	\$92,000	\$92,000
203 3741	Corporate Memberships	\$78,454	\$80,009	\$79,518	\$81,000	\$39,164	\$81,000	\$81,000
203 3742	Quarterly Memberships	\$85,435	\$81,381	\$70,419	\$85,000	\$33,944	\$75,000	\$75,000
203 3743	Daily Pass	\$33,350	\$31,145	\$30,717	\$32,000	\$19,376	\$32,000	\$32,000
203 3744	Adult Recreation Leagues	\$32,137	\$30,421	\$27,518	\$31,000	\$12,286	\$29,000	\$29,000
203 3745	Youth Recreation Leagues	\$1,639	\$1,430	\$1,360	\$2,000	\$994	\$1,750	\$1,750
203 3746	SAC Programs	\$3,658	\$3,801	\$2,692	\$3,800	\$3,164	\$3,800	\$3,800
203 3747	TOT Time Child	\$54	\$66	\$6	\$75	\$0	\$75	\$75
203 3748	ActiveNET Programs	\$60,972	\$56,912	\$62,453	\$60,000	\$73,841	\$62,000	\$62,000
203 3749	Showers	\$11	\$14	\$88	\$100	\$17	\$100	\$100
203 3755	Yankton Summer Pool Pass	\$4,458	\$5,382	\$8,798	\$5,000	\$19,146	\$7,500	\$7,500
203 3766	Merchandise	\$632	\$571	\$497	\$800	\$226	\$600	\$600
203 3768	SAC Programs - Non Taxable	\$474	\$180	\$1,620	\$900	\$1,605	\$2,000	\$2,000
203 3771	Advertisement Fee	\$0	\$200	\$0	\$0	\$0	\$0	\$0
	Subtotal SAC Revenue	\$458,581	\$442,460	\$453,808	\$463,625	\$277,205	\$461,525	\$462,075
203 3610	Interest	\$263	\$342	\$529	\$300	\$232	\$300	\$300
203 3615	Misc Reimbursements/School	\$275	\$165	\$241	\$0	\$0	\$0	\$0
203 3620	Rentals Non-Taxable	\$4,730	\$3,224	\$0	\$0	\$0	\$0	\$0
203 3640	Compensation Loss & Damages	\$0	\$63	\$0	\$0	\$0	\$0	\$0
203 3660	Donations from Private	\$1,450	\$150	\$1,500	\$500	\$450	\$1,500	\$500
203 3690	Miscellaneous Non-Taxable	\$35	\$4	\$8	\$20	\$1	\$20	\$20
	Subtotal Misc. SAC Revenue	\$6,753	\$3,948	\$2,278	\$820	\$683	\$1,820	\$820
203 3910	Transfer from General Fund	\$174,053	\$224,378	\$199,110	\$239,110	\$285,604	\$298,835	\$328,447
	Total Funds Available	\$641,330	\$649,479	\$670,296	\$703,555	\$569,237	\$767,925	\$791,342
	Total Expenditures	\$662,637	\$634,379	\$664,551	\$750,049	\$362,142	\$767,925	\$791,342
	Ending Balance	(\$21,307)	\$15,100	\$5,745	(\$46,494)	\$207,095	\$0	\$0

MARNE CREEK ACCOUNT #204

PURPOSE OF THIS DEPARTMENT: Why does this department exist?

The mission of the division is to enhance the quality of life for the citizens of Yankton and the surrounding area by providing a recreational trail system to serve a population with varied characteristics, interests, and needs. Dedication toward preservation of natural resources will ensure the opportunity for high quality leisure experiences for present and future generations.

DEPARTMENT PERSONNEL: one Senior Grounds Maintenance Worker and one seasonal employee.

City of Yankton
Adopted 2017 Budget

Fund: Parks & Recreation		Function: Culture-Recreation				Activity: Marne Creek		
ACCOUNT NO.	DESCRIPTION	2013 ACTUAL	2014 ACTUAL	2015 ACTUAL	2016 ADOPTED	2016 Y.T.D.	2016 ESTIMATED	2017 ADOPTED
204 204 101	Regular Wages	\$49,035	\$42,170	\$44,081	\$50,904	\$23,831	\$50,904	\$53,060
204 204 102	Temporary Wages	\$3,034	\$0	\$4,161	\$7,850	\$4,300	\$7,850	\$8,792
204 204 103	Overtime Wages	\$969	\$1,762	\$2,071	\$1,200	\$492	\$1,200	\$1,500
204 204 111	OASI	\$3,617	\$3,358	\$3,846	\$4,586	\$2,188	\$4,586	\$4,846
204 204 121	Retirement	\$2,659	\$2,636	\$2,769	\$3,126	\$1,460	\$3,126	\$3,274
204 204 131	Worker's Compensation	\$1,116	\$1,217	\$1,345	\$1,524	(\$25)	\$1,524	\$1,676
204 204 132	Group Insurance	\$6,574	\$6,867	\$6,976	\$8,833	\$4,017	\$8,833	\$9,716
204 204 133	Unemployment Insurance	\$77	\$68	\$77	\$138	\$78	\$131	\$138
	Subtotal Personnel Services	\$67,081	\$58,078	\$65,326	\$78,161	\$36,341	\$78,154	\$83,002
204 204 201	Insurance	\$377	\$384	\$395	\$485	\$398	\$485	\$509
204 204 202	Professional Services	\$75	\$6	\$0	\$500	\$0	\$500	\$500
204 204 221	Rep. & Maint. - Equipment	\$4,537	\$5,337	\$4,569	\$4,000	\$2,305	\$4,000	\$4,500
204 204 222	Rep. & Maint. - Vehicles	\$2,103	\$952	\$762	\$1,100	\$3,060	\$3,060	\$1,200
204 204 223	Rep. & Maint. - Trail	\$4,772	\$4,219	\$3,517	\$6,700	\$1,120	\$6,700	\$6,700
204 204 224	Rep. & Maint. - Central Garage	\$6,744	\$3,817	\$2,604	\$10,000	\$773	\$7,000	\$7,000
204 204 240	Chemicals	\$0	\$0	\$3,367	\$0	\$72	\$72	\$0
204 204 241	Agricultural Supplies	\$0	\$2,430	\$4,929	\$2,500	\$226	\$2,200	\$2,600
204 204 247	Small Tools & Hardware	\$85	\$45	\$10	\$500	\$0	\$500	\$500
204 204 271	Telephone	\$306	\$411	\$294	\$350	\$159	\$350	\$350
	Total Operating Expenses	\$18,999	\$17,601	\$20,447	\$26,135	\$8,113	\$24,867	\$23,859
204 204 301	Capital Repair and Maintenance	\$0	\$0	\$0	\$5,000	\$0	\$0	\$0
204 204 310	Land Purchase	\$0	\$0	\$0	\$30,000	\$0	\$0	\$30,000
204 204 320	Maintenance Trail Construction	\$200	\$21,731	\$200	\$30,000	\$52,034	\$68,334	\$30,000
204 204 321	Recreation Components	\$955	\$2,558	\$1,980	\$16,000	\$0	\$13,500	\$0
204 204 350	Equipment	\$958	\$1,000	\$0	\$1,000	\$0	\$1,000	\$43,000
	Total Capital Outlay	\$2,113	\$25,289	\$2,180	\$82,000	\$52,034	\$82,834	\$103,000
	Total Expenditures	\$88,193	\$100,968	\$87,953	\$186,296	\$96,488	\$185,855	\$209,861

Fund: Parks & Recreation		Function: Culture-Recreation				Activity: Marne Creek		
ACCOUNT NO.	DESCRIPTION	2013 ACTUAL	2014 ACTUAL	2015 ACTUAL	2016 ADOPTED	2016 Y.T.D.	2016 ESTIMATED	2017 ADOPTED
	Prior Year Balance	\$122,559	\$120,880	\$96,120	\$75,000	\$94,402	\$94,402	\$79,877
204 3610	Interest	\$434	\$397	\$513	\$300	\$305	\$500	\$300
204 3341	Recreational Trails Program Grant - GF&P	\$0	(\$1,076)	\$0	\$0	\$0	\$0	\$0
204 3615	Misc Reimbursements	\$0	\$0	\$0	\$0	\$0	\$0	\$0
204 3640	Compensation for Loss & Damage	\$0	\$843	\$0	\$0	\$0	\$0	\$0
204 3660	Private Donations	\$0	\$0	\$0	\$0	\$0	\$0	\$0
204 3910	Transfer from General Fund	\$86,080	\$76,044	\$85,722	\$104,996	\$104,996	\$104,996	\$149,561
204 3950	Transfer from Second Penny	\$0	\$0	\$0	\$67,000	\$0	\$65,834	\$60,000
	Subtotal Revenue	\$86,514	\$76,208	\$86,235	\$172,296	\$105,301	\$171,330	\$209,861
	Total Funds Available	\$209,073	\$197,088	\$182,355	\$247,296	\$199,703	\$265,732	\$289,738
	Total Expenditures	\$88,193	\$100,968	\$87,953	\$186,296	\$96,488	\$185,855	\$209,861
	Ending Balance	\$120,880	\$96,120	\$94,402	\$61,000	\$103,215	\$79,877	\$79,877

**CASUALTY RESERVE
ACCOUNT #205**

PURPOSE OF THIS DEPARTMENT: Why does this department exist?

The purpose of the appropriation is to provide a Casualty Reserve Fund, pursuant to South Dakota Codified Law (SDCL) 9-21.16.1, for replacement and repair of City property as a result of a casualty loss.

City of Yankton
Adopted 2017 Budget

Fund: Casualty Reserve

Activity: Casualty Reserve

ACCOUNT NO.	DESCRIPTION	2013 ACTUAL	2014 ACTUAL	2015 ACTUAL	2016 ADOPTED	2016 Y.T.D.	2016 ESTIMATED	2017 ADOPTED
205 205 202	Professional Services	\$0	\$0	\$0	\$5,000	\$0	\$5,000	\$5,000
	Subtotal Other Current Expenditures	\$0	\$0	\$0	\$5,000	\$0	\$5,000	\$5,000
205 205 390	Other Fixed Assets	\$0	\$0	\$0	\$0	\$0	\$0	\$0
	Subtotal Capital Expenditures	\$0	\$0	\$0	\$0	\$0	\$0	\$0
205 205 610	Transfer to General Fund	\$0	\$0	\$0	\$0	\$0	\$0	\$0
	Subtotal Operating Transfer Out	\$0	\$0	\$0	\$0	\$0	\$0	\$0
	Total Expenditures	\$0	\$0	\$0	\$5,000	\$0	\$5,000	\$5,000

Fund: Casualty Reserve

Activity: Casualty Reserve

ACCOUNT NO.	DESCRIPTION	2013 ACTUAL	2014 ACTUAL	2015 ACTUAL	2016 ADOPTED	2016 Y.T.D.	2016 ESTIMATED	2017 ADOPTED
	Prior Year Balance	\$63,023	\$63,206	\$63,374	\$63,023	\$63,620	\$63,620	\$58,866
205 3610	Interest	\$183	\$168	\$246	\$125	\$164	\$246	\$125
	Total Funds Available	\$63,206	\$63,374	\$63,620	\$63,148	\$63,784	\$63,866	\$58,991
	Total Expenditures	\$0	\$0	\$0	\$5,000	\$0	\$5,000	\$5,000
	Ending Balance	\$63,206	\$63,374	\$63,620	\$58,148	\$63,784	\$58,866	\$53,991

BRIDGE AND STREET FUND
ACCOUNT #207-221

PURPOSE OF THIS DEPARTMENT: Why does this department exist?

The purpose of these appropriations are to account for expenditures on bridge projects approved by the South Dakota Department of Transportation; maintain bridge inspections for all bridges on an every other year rotation, routine painting and maintenance of bridges on an as needed basis.

City of Yankton
Adopted 2017 Budget

Fund: Bridge & Street Fund

Activity: Capital Projects

ACCOUNT NO.	DESCRIPTION	2013 ACTUAL	2014 ACTUAL	2015 ACTUAL	2016 ADOPTED	2016 Y.T.D.	2016 ESTIMATED	2017 ADOPTED
207 221 223	Bridge Painting	\$0	\$0	\$0	\$0	\$0	\$0	\$20,000
207 221 301	Road Materials	\$5,000	\$3,064	\$5	\$50,000	\$5	\$50,000	\$50,000
207 221 391	Pine Street Bridge Repair	\$230	\$0	\$20,000	\$200,000	\$88,520	\$88,520	\$1,412,321
207 221 396	Walkway - Replace Lynn Street Ped. Bridge	\$0	\$0	\$0	\$0	\$0	\$0	\$0
207 221 397	Cedar Street Bridge	\$0	\$0	\$21,415	\$183,585	\$10,255	\$10,255	\$0
	Total Expenditures	\$5,230	\$3,064	\$41,420	\$433,585	\$98,780	\$148,775	\$1,482,321

Fund: Bridge & Street Fund

Activity: Capital Projects

ACCOUNT NO.	DESCRIPTION	2013 ACTUAL	2014 ACTUAL	2015 ACTUAL	2016 ADOPTED	2016 Y.T.D.	2016 ESTIMATED	2017 ADOPTED
	Prior Year Balance	\$115,657	\$132,175	\$150,868	\$115,657	\$131,448	\$131,448	\$15,765
207 3380	Special Road & Bridge-Current	\$21,397	\$21,397	\$21,397	\$21,397	\$10,699	\$21,397	\$21,397
207 3384	Federal Aid Urban	\$0	\$0	\$0	\$0	\$0	\$0	\$854,905
207 3610	Interest	\$351	\$360	\$603	\$225	\$312	\$603	\$225
207 3950	Transfer from Second Penny	\$0	\$0	\$0	\$523,141	\$0	\$11,092	\$652,130
	Subtotal Revenue	\$21,748	\$21,757	\$22,000	\$544,763	\$11,011	\$33,092	\$1,528,657
	Total Funds Available	\$137,405	\$153,932	\$172,868	\$660,420	\$142,459	\$164,540	\$1,544,422
	Total Expenditures	\$5,230	\$3,064	\$41,420	\$433,585	\$98,780	\$148,775	\$1,482,321
	Ending Balance	\$132,175	\$150,868	\$131,448	\$226,835	\$43,679	\$15,765	\$62,101

911 / DISPATCH ACCOUNT #208

PURPOSE OF THIS DEPARTMENT: Why does this department exist?

The Yankton Dispatch Center's primary mission is to provide the highest quality public safety for the people who live, work, play and visit within Yankton County.

DEPARTMENT PERSONNEL: 1 Communications Supervisor, 1 Communications Specialist and 7 dispatchers.

City of Yankton
Adopted 2017 Budget

Fund: 911 / Dispatch		Function: Public Safety				Activity: 911 / Dispatch		
ACCOUNT NO.	DESCRIPTION	2013 ACTUAL	2014 ACTUAL	2015 ACTUAL	2016 ADOPTED	2016 Y.T.D.	2016 ESTIMATED	2017 ADOPTED
208 208 101	Regular Wages	\$294,923	\$299,827	\$326,263	\$416,437	\$168,839	\$372,556	\$388,337
208 208 102	Temporary Wages	\$4,913	\$4,558	\$3,289	\$3,500	\$1,319	\$3,500	\$3,920
208 208 103	Overtime Wages	\$43,311	\$42,069	\$52,098	\$35,000	\$28,593	\$58,000	\$58,000
208 208 111	OASI	\$25,778	\$25,530	\$28,048	\$34,803	\$14,952	\$33,205	\$34,445
208 208 121	Retirement	\$20,294	\$20,514	\$22,420	\$27,086	\$11,846	\$25,833	\$26,780
208 208 131	Worker's Compensation	\$731	\$771	\$847	\$1,737	(\$15)	\$1,100	\$1,210
208 208 132	Group Insurance	\$53,259	\$55,453	\$56,136	\$89,088	\$33,731	\$89,088	\$97,997
208 208 133	Unemployment Insurance	\$545	\$582	\$593	\$772	\$530	\$772	\$811
	Subtotal Personnel Services	\$443,754	\$449,304	\$489,694	\$608,423	\$259,795	\$584,054	\$611,500
208 208 201	Insurance	\$5,063	\$5,162	\$5,318	\$6,807	\$5,346	\$6,483	\$6,807
208 208 202	Professional Services	\$45,630	\$45,096	\$46,952	\$46,000	\$14,854	\$47,000	\$48,000
208 208 212	Rent	\$8,740	\$8,740	\$8,740	\$8,740	\$0	\$8,740	\$8,740
208 208 231	Postage	\$0	\$0	\$0	\$1,000	\$0	\$1,000	\$1,000
208 208 232	Office Supplies	\$1,376	\$326	\$12	\$1,000	\$98	\$1,000	\$1,000
208 208 234	Copies	\$0	\$0	\$0	\$500	\$0	\$500	\$500
208 208 244	Uniforms	\$1,304	\$111	\$947	\$1,500	\$457	\$1,500	\$1,500
208 208 265	Conferences & Meetings	\$788	\$1,273	\$1,458	\$1,500	\$1,632	\$1,632	\$1,500
208 208 271	Telephone	\$158	\$0	\$0	\$8,700	\$245	\$8,700	\$8,700
208 208 281	Administration Billing	\$0	\$0	\$0	\$83,096	\$0	\$79,719	\$83,096
	Total Operating Expenses	\$63,059	\$60,708	\$63,427	\$158,843	\$22,632	\$156,274	\$160,843
208 208 350	Equipment	\$0	\$441	\$1,999	\$4,000	\$315	\$4,000	\$654,000
	Total Capital Outlay	\$0	\$441	\$1,999	\$4,000	\$315	\$4,000	\$654,000
	Total Expenditures	\$506,813	\$510,453	\$555,120	\$771,266	\$282,742	\$744,328	\$1,426,343

Fund: 911 / Dispatch		Function: Public Safety				Activity: 911 / Dispatch		
ACCOUNT NO.	DESCRIPTION	2013 ACTUAL	2014 ACTUAL	2015 ACTUAL	2016 ADOPTED	2016 Y.T.D.	2016 ESTIMATED	2017 ADOPTED
	Prior Year Balance	\$5,000	\$4,905	\$40,631	\$0	\$19,356	\$19,356	\$0
208 3377	E911 Funds	\$60,000	\$60,000	\$60,000	\$111,633	\$15,000	\$111,633	\$111,633
208 3384	County Reimbursement	\$25,563	\$20,729	\$21,816	\$25,000	\$1,632	\$25,000	\$100,000
208 3414	County Reimbursement	\$895	\$1,015	\$0	\$1,500	\$0	\$1,500	\$1,500
208 xxxx	County Reimbursement - Financed	\$0	\$0	\$0	\$0	\$0	\$0	\$0
208 3610	Interest	\$518	\$510	\$991	\$120	\$521	\$991	\$120
208 3910	Transfer from General Fund	\$419,742	\$463,925	\$451,038	\$633,013	\$633,013	\$585,848	\$1,213,090
	Subtotal Revenue	\$506,718	\$546,179	\$533,845	\$771,266	\$650,166	\$724,972	\$1,426,343
	Total Funds Available	\$511,718	\$551,084	\$574,476	\$771,266	\$669,522	\$744,328	\$1,426,343
	Total Expenditures	\$506,813	\$510,453	\$555,120	\$771,266	\$282,742	\$744,328	\$1,426,343
	Ending Balance	\$4,905	\$40,631	\$19,356	\$0	\$386,780	\$0	\$0

BID DISTRICT #1
ACCOUNT #209

PURPOSE OF THIS DEPARTMENT: Why does this department exist?

The purpose of the Bid District – Pursuant to SDCL 9-55, et seq., the City hereby has established Business Improvement District #1 to help fund a portion of the costs of creation, promotion, marketing, and capital of visitor facilities, events, attractions and activities which benefit the City and the hotels, motels and lodging establishments located in “the District.” Eligible expenses may include payment for the costs of acquisition, construction, maintenance, operation and funding of public improvements, facilities for the enhancement, expansion, marketing and promotion of visitor facilities, events, attractions and activities.

City of Yankton
Adopted 2017 Budget

Fund: **BID**

Activity: **Tourism Promotion**

ACCOUNT NO.	DESCRIPTION	2013 ACTUAL	2014 ACTUAL	2015 ACTUAL	2016 ADOPTED	2016 Y.T.D.	2016 ESTIMATED	2017 ADOPTED
209 209 202	Professional Services	\$0	\$8,814	\$12,466	\$117,900	\$14,297	\$117,900	\$117,900
209 209 610	Transfer to General Fund - Administration	\$1,759	\$2,492	\$2,840	\$2,400	\$0	\$2,400	\$2,400
	Total Expenditures	\$1,759	\$11,306	\$15,306	\$120,300	\$14,297	\$120,300	\$120,300

Fund: **BID**

Activity: **Tourism Promotion**

ACCOUNT NO.	DESCRIPTION	2013 ACTUAL	2014 ACTUAL	2015 ACTUAL	2016 ADOPTED	2016 Y.T.D.	2016 ESTIMATED	2017 ADOPTED
	Prior Years Balance	\$0	\$86,189	\$199,802	\$0	\$327,306	\$327,306	\$327,960
209 3121	Lodging Tax	\$87,448	\$124,654	\$141,856	\$120,000	\$55,703	\$120,000	\$120,000
209 3610	Interest	\$0	\$264	\$954	\$300	\$866	\$954	\$1,000
209 3660	Donations from Private	\$500	\$0	\$0	\$0	\$0	\$0	\$0
	Subtotal Revenues	\$87,948	\$124,918	\$142,810	\$120,300	\$56,569	\$120,954	\$121,000
	Total Funds Available	\$87,948	\$211,107	\$342,612	\$120,300	\$383,875	\$448,260	\$448,960
	Total Expenditures	\$1,759	\$11,306	\$15,306	\$120,300	\$14,297	\$120,300	\$120,300
	Ending Balance	\$86,189	\$199,802	\$327,306	\$0	\$369,578	\$327,960	\$328,660

<p style="text-align: center;">BBB ACCOUNT #211</p>

PURPOSE OF THIS DEPARTMENT: Why does this department exist?

The purpose of this appropriation is to account for expenditures of the 1 percent municipal BBB sales tax. All revenue received from this additional tax shall be utilized for the promotion and advertising of the City, its facilities, attractions, and activities. The City Commissioners shall have the authority to appropriate such funds as are generated by this additional tax for that purpose.

City of Yankton
Adopted 2017 Budget

Fund: **BBB**

Activity: **Tourism Promotion**

ACCOUNT NO.	DESCRIPTION	2013 ACTUAL	2014 ACTUAL	2015 ACTUAL	2016 ADOPTED	2016 Y.T.D.	2016 ESTIMATED	2017 ADOPTED
211 231 202	Professional Services	\$24,900	\$22,035	\$597	\$20,000	\$195	\$20,000	\$15,000
211 231 549	Historic Downtown Yankton (Façade Program	\$0	\$0	\$0	\$15,000	\$0	\$15,000	\$15,000
211 231 550	Convention Visitors Bureau (CVB)	\$172,862	\$172,862	\$172,862	\$172,862	\$86,431	\$172,862	\$177,862
211 231 551	Yankton Area Progressive Growth	\$56,641	\$56,641	\$56,641	\$212,468	\$106,234	\$212,468	\$212,468
211 231 556	Fireworks	\$15,000	\$20,000	\$20,000	\$20,000	\$20,000	\$20,000	\$20,000
211 231 559	National Field Archery Association	\$0	\$38,000	\$25,025	\$0	\$0	\$0	\$0
211 231 566	Special Events / Ribfest Overtime	\$0	\$0	\$10,416	\$15,000	\$0	\$15,000	\$15,000
211 231 567	Website	\$0	\$5,295	\$28,100	\$8,000	\$25	\$8,000	\$8,000
211 231 569	Meade Building	\$0	\$0	\$25,000	\$25,000	\$25,000	\$25,000	\$25,000
211 231 571	Boys & Girls Club	\$0	\$0	\$0	\$25,000	\$25,000	\$25,000	\$25,000
211 231 572	HSC Land Purchase #1 Repayment	\$0	\$0	\$0	\$100,000	\$0	\$100,000	\$25,000
211 231 573	Onward Yankton	\$0	\$0	\$0	\$0	\$0	\$0	\$25,000
211 231 574	Riverboat Days	\$0	\$0	\$0	\$0	\$0	\$0	\$25,000
211 231 575	Special Events - Event Coordinator Activities	\$0	\$0	\$0	\$0	\$0	\$10,000	\$20,000
211 231 599	Special Projects	\$74,069	\$10,868	\$15,014	\$35,000	\$29,321	\$35,000	\$30,000
211 231 610	Transfer to General Fund - Special Events OT	\$0	\$0	\$4,584	\$0	\$0	\$0	\$0
211 231 610	Transfer to General Fund - Airport Hanger	\$22,145	\$22,145	\$22,145	\$22,145	\$0	\$22,145	\$22,145
211 231 610	Transfer to General Fund - TID #5 Debt Servi	\$136,427	\$45,678	\$54,464	\$0	\$0	\$0	\$0
211 231 651	Transfer to Public Improvement	\$0	\$0	\$233,458	\$0	\$0	\$0	\$0
211 231 653	Transfer to Park Capital	\$0	\$0	\$38,000	\$0	\$0	\$0	\$0
211 231 637	Transfer to TID #5 - Debt Service	\$0	\$0	\$0	\$58,200	\$0	\$55,565	\$53,265
	Total Expenditures	\$502,044	\$393,524	\$706,306	\$728,675	\$292,206	\$736,040	\$713,740

Fund: **BBB**

Activity: **Tourism Promotion**

ACCOUNT NO.	DESCRIPTION	2013 ACTUAL	2014 ACTUAL	2015 ACTUAL	2016 ADOPTED	2016 Y.T.D.	2016 ESTIMATED	2017 ADOPTED
	Prior Years Balance	\$454,314	\$490,990	\$689,152	\$749,934	\$585,922	\$585,922	\$464,974
211 3140	BBB Tax	\$536,972	\$565,164	\$600,188	\$616,820	\$228,045	\$612,192	\$624,436
211 3491	Miscellaneous Non-Taxable	(\$3)	\$24,900	\$0	\$0	\$0	\$0	\$0
211 3610	Interest	\$1,751	\$1,622	\$2,888	\$1,500	\$2,120	\$2,900	\$1,750
211 3660	Donations from Private	\$0	\$0	\$0	\$0	\$0	\$0	\$0
	Subtotal Revenues	\$538,720	\$591,686	\$603,076	\$618,320	\$230,165	\$615,092	\$626,186
	Total Funds Available	\$993,034	\$1,082,676	\$1,292,228	\$1,368,254	\$816,087	\$1,201,014	\$1,091,160
	Total Expenditures	\$502,044	\$393,524	\$706,306	\$728,675	\$292,206	\$736,040	\$713,740
	Ending Balance	\$490,990	\$689,152	\$585,922	\$639,579	\$523,881	\$464,974	\$377,420

**INFRASTRUCTURE IMPROVEMENT REVOLVING FUND
ACCOUNT #241**

PURPOSE OF THIS DEPARTMENT: Why does this department exist?

The purpose of the Infrastructure Improvement Revolving Fund is to help fund special assessment construction projects in the City of Yankton that improve the City's infrastructure. The revenue is generated from citizen's payments on special assessments assigned to their property.

City of Yankton
Adopted 2017 Budget

Fund: Infrastructure Improvement Revolving Fund

Activity: Capital Projects

ACCOUNT NO.	DESCRIPTION	2013 ACTUAL	2014 ACTUAL	2015 ACTUAL	2016 ADOPTED	2016 Y.T.D.	2016 ESTIMATED	2017 ADOPTED
241 241 656	Transfer to Infra. Imp. Const.	\$35,345	\$35,562	\$27,571	\$44,720	\$0	\$44,720	\$44,720
	Total Expenditures	\$35,345	\$35,562	\$27,571	\$44,720	\$0	\$44,720	\$44,720

Fund: Infrastructure Improvement Revolving Fund

Activity: Capital Projects

ACCOUNT NO.	DESCRIPTION	2013 ACTUAL	2014 ACTUAL	2015 ACTUAL	2016 ADOPTED	2016 Y.T.D.	2016 ESTIMATED	2017 ADOPTED
	Prior Year Balance	\$31,216	\$36,557	\$36,327	\$18,981	\$38,278	\$38,278	\$36,693
241 3610	Interest	\$89	\$92	\$92	\$120	\$69	\$135	\$120
241 3630	Special Assess.-Interest	\$7,350	\$9,649	\$5,791	\$10,000	\$4,080	\$10,000	\$10,000
241 3631	Special Assess.-Delinquent	\$9,560	\$13,752	\$9,610	\$4,600	\$5,987	\$8,000	\$4,600
241 3632	Special Assess.-Current	\$13,251	\$7,298	\$10,523	\$15,000	\$9,578	\$15,000	\$15,000
241 3633	Special Assess.-Deferred	\$10,436	\$4,541	\$3,506	\$15,000	\$3,335	\$10,000	\$15,000
	Subtotal Revenue	\$40,686	\$35,332	\$29,522	\$44,720	\$23,049	\$43,135	\$44,720
	Total Funds Available	\$71,902	\$71,889	\$65,849	\$63,701	\$61,327	\$81,413	\$81,413
	Total Expenditures	\$35,345	\$35,562	\$27,571	\$44,720	\$0	\$44,720	\$44,720
	Ending Balance	\$36,557	\$36,327	\$38,278	\$18,981	\$61,327	\$36,693	\$36,693

**PUBLIC IMPROVEMENT
ACCOUNT #501**

PURPOSE OF THIS DEPARTMENT: Why does this department exist?

The Public Improvement Fund is held as a reserve for future improvements.

City of Yankton
Adopted 2017 Budget

Fund: Public Improvement

Activity: Capital Projects

ACCOUNT NO.	DESCRIPTION	2013 ACTUAL	2014 ACTUAL	2015 ACTUAL	2016 ADOPTED	2016 Y.T.D.	2016 ESTIMATED	2017 ADOPTED
501 501 202	Professional Services	\$17,600	\$33,881	\$6,330	\$0	\$18,000	\$18,000	\$0
501 501 383	Boys & Girls Club CDBG	\$0	\$0	\$39,970	\$0	\$133,550	\$372,030	\$0
501 501 388	RTEC Training	\$18,100	\$52,472	\$0	\$0	\$0	\$157,500	\$0
501 501 389	North Broadway HSC Land Purchase	\$0	\$0	\$395,000	\$0	\$0	\$0	\$0
501 501 547	LCMH Grant Expense	\$23,694	\$20,061	\$12,909	\$18,000	\$0	\$18,000	\$0
501 501 548	SDCF - Economic Development	\$0	\$2,000	\$0	\$0	\$0	\$0	\$0
	Total Expenditures	\$59,394	\$108,414	\$454,209	\$18,000	\$151,550	\$565,530	\$0

Fund: Public Improvement

Activity: Capital Projects

ACCOUNT NO.	DESCRIPTION	2013 ACTUAL	2014 ACTUAL	2015 ACTUAL	2016 ADOPTED	2016 Y.T.D.	2016 ESTIMATED	2017 ADOPTED
	Prior Year Balance	(\$1,978,692)	(\$1,996,025)	(\$2,016,370)	\$0	(\$1,929,283)	(\$1,929,283)	(\$1,801,412)
501 3312	SDCF - Economic Development		\$2,000	\$0	\$0	\$0	\$0	\$0
501 3313	Boys & Girls Club CDBG	\$0	\$0	\$39,970	\$0	\$133,550	\$372,030	\$0
501 3340	Mosquito Control Grant	\$0	\$0	\$0	\$0	\$0	\$0	\$0
501 3341	RTEC Training - CDBG	\$18,100	\$48,072	\$0	\$0	\$0	\$157,500	\$0
501 3345	YAPG Reimbursement	\$0	\$0	\$34,940	\$0	\$0	\$18,000	\$0
501 3356	Lewis & Clark Mental Health Grant	\$23,961	\$18,296	\$14,675	\$18,000	\$0	\$18,000	\$0
501 3359	Nustar Pipeline Easement	\$0	\$0	\$0	\$0	\$0	\$0	\$0
501 3491	Other Non-Taxable (BNSF Railroad Crossing)	\$0	\$100	\$750	\$0	\$10,000	\$10,000	\$0
501 3495	Sale of Property	\$0	\$19,600	\$236,878	\$0	\$17,821	\$17,821	\$0
501 3610	Interest	\$0	\$1	\$226	\$0	\$29	\$50	\$0
501 3910	Transfer From General Fund	\$0	\$0	\$4,380	\$100,000	\$100,000	\$100,000	\$0
501 3923	Transfer From BBB	\$0	\$0	\$233,458	\$0	\$0	\$0	\$0
	Subtotal Revenue	\$42,061	\$88,069	\$565,277	\$118,000	\$261,400	\$693,401	\$0
	Total Funds Available	(\$1,936,631)	(\$1,907,956)	(\$1,451,093)	\$118,000	(\$1,667,883)	(\$1,235,882)	(\$1,801,412)
	Total Expenditures	\$59,394	\$108,414	\$454,209	\$18,000	\$151,550	\$565,530	\$0
	Ending Balance	(\$1,996,025)	(\$2,016,370)	(\$1,929,283)	\$100,000	(\$1,819,433)	(\$1,801,412)	(\$1,801,412)

**AIRPORT – FAA CAPITAL
ACCOUNT #502**

PURPOSE OF THIS DEPARTMENT: Why does this department exist?

This airport fund is established to implement Airport Improvement Projects (AIP) approved by the FAA. AIP are funded with the use of City, State, and FAA resources.

City of Yankton
Adopted 2017 Budget

Fund: Airport Capital-FAA Funded Projects

Activity: Capital Projects

ACCOUNT NO.	DESCRIPTION	2013 ACTUAL	2014 ACTUAL	2015 ACTUAL	2016 ADOPTED	2016 Y.T.D.	2016 ESTIMATED	2017 ADOPTED
502 511 202	Runway Design	\$4,399	\$2,242	\$0	\$0	\$0	\$0	\$0
502 511 310	Land	\$0	\$0	\$0	\$0	\$0	\$0	\$0
502 511 386	Taxiway Hanger Tie In	\$3,522	\$202	\$0	\$5,000	\$0	\$0	\$0
502 511 387	Airport Layout Plan Update	\$19,424	\$627	\$0	\$0	\$0	\$0	\$0
502 511 389	Wildlife Fencing	\$44,236	\$0	\$0	\$0	\$0	\$0	\$0
502 511 390	Midfield Taxiway	\$0	\$0	\$0	\$100,000	\$0	\$0	\$0
502 511 394	Apron Work	\$21,295	\$26,974	\$37,546	\$360,000	\$18,946	\$50,000	\$750,000
502 511 395	Taxiway Construction	\$0	\$0	\$0	\$0	\$0	\$0	\$0
502 511 397	Terminal Apron Joint Seal	\$0	\$0	\$0	\$0	\$0	\$0	\$50,000
502 511 399	11-Terminal Apron Spall Repair	\$0	\$0	\$0	\$0	\$0	\$0	\$0
502 511 610	Transfer to General Fund	\$0	\$0	\$0	\$0	\$0	\$0	\$0
	Total Expenditures	\$92,876	\$30,045	\$37,546	\$465,000	\$18,946	\$50,000	\$800,000

Fund: Airport Capital

Activity: Capital Projects

ACCOUNT NO.	DESCRIPTION	2013 ACTUAL	2014 ACTUAL	2015 ACTUAL	2016 ADOPTED	2016 Y.T.D.	2016 ESTIMATED	2017 ADOPTED
	Prior Year Balance	\$64,415	\$91,039	\$86,343	\$0	\$84,466	\$84,466	\$81,966
502 3343	Wildlife Fencing	\$68,714	\$4,035	\$0	\$0	\$0	\$0	\$0
502 3345	Reconstruct Apron	\$0	\$20,700	\$35,669	\$342,000	(\$4,909)	\$47,500	\$712,500
502 3348	Midfield Taxiway	\$0	\$0	\$0	\$94,000	\$0	\$0	\$0
502 3358	Terminal Apron Joint Seal	\$0	\$0	\$0	\$0	\$0	\$0	\$47,500
502 3360	Airport Layout Plan	\$19,035	\$614	\$0	\$0	\$0	\$0	\$0
502 3910	Transfer from General Fund	\$31,750	\$0	\$0	\$0	\$0	\$0	\$0
	Total Funds Available	\$183,914	\$116,388	\$122,012	\$436,000	\$79,557	\$131,966	\$841,966
	Total Expenditures	\$92,876	\$30,045	\$37,546	\$465,000	\$18,946	\$50,000	\$800,000
	Ending Balance	\$91,038	\$86,343	\$84,466	(\$29,000)	\$60,611	\$81,966	\$41,966

**PARK CAPITAL
ACCOUNT #503**

PURPOSE OF THIS DEPARTMENT: Why does this department exist?

A function of the Department of Parks, Recreation, & Special Events this division supports the plans for improvements to and expansion of the City's park system.

City of Yankton
Adopted 2017 Budget

Fund: Parks & Recreation

Activity: Capital Projects

ACCOUNT NO.	DESCRIPTION	2013 ACTUAL	2014 ACTUAL	2015 ACTUAL	2016 ADOPTED	2016 Y.T.D.	2016 ESTIMATED	2017 ADOPTED
503 541 321	Memorial Park Improvements	\$5,345	\$0	\$4,342	\$12,000	\$0	\$12,000	\$45,000
503 541 325	Tennis Court Resurfacing	\$0	\$0	\$0	\$0	\$0	\$0	\$25,000
503 541 350	Park Irrigation	\$0	\$0	\$0	\$0	\$0	\$0	\$0
503 542 320	Sertoma Park Improvements	\$0	\$0	\$0	\$10,000	\$0	\$10,000	\$0
503 544 320	Riverside Park Development	\$4,269	\$0	\$39,181	\$40,000	\$0	\$38,800	\$0
503 544 390	Riverside Park Ballfields	\$0	\$0	\$10,018	\$0	\$0	\$0	\$4,000
503 545 320	Westside Park Improvements	\$10,450	\$0	\$0	\$0	\$0	\$0	\$0
503 548 321	New Park Shop	\$0	\$0	\$0	\$0	\$0	\$0	\$0
503 546 320	Dog Park - Irrigation	\$0	\$0	\$0	\$0	\$0	\$0	\$0
503 548 322	Sidewalks in Parks	\$7,350	\$0	\$5,600	\$0	\$0	\$0	\$0
503 548 323	Ridgeway Park - New Park at Fox Run	\$518	\$0	\$0	\$0	\$0	\$0	\$0
503 549 321	Park Signs	\$3,792	\$2,145	\$1,490	\$0	\$0	\$0	\$0
503 549 361	Banners & Decorations	\$0	\$0	\$37,056	\$15,000	\$0	\$15,000	\$5,000
503 549 362	Building Doors & Frames	\$0	\$0	\$0	\$4,000	\$7,350	\$7,350	\$6,000
503 549 363	Bleachers	\$0	\$0	\$11,941	\$12,500	\$10,308	\$10,308	\$12,500
503 549 364	Commission Ideas from NLC	\$0	\$0	\$0	\$0	\$0	\$0	\$15,000
	Total Expenditures	\$31,724	\$2,145	\$109,628	\$93,500	\$17,658	\$93,458	\$112,500

Fund: Parks & Recreation

Activity: Capital Projects

ACCOUNT NO.	DESCRIPTION	2013 ACTUAL	2014 ACTUAL	2015 ACTUAL	2016 ADOPTED	2016 Y.T.D.	2016 ESTIMATED	2017 ADOPTED
	Prior Year Balance	\$2,959	(\$23,765)	\$90	\$0	\$1,062	\$1,062	\$1,104
503 3660	Private Donations	\$5,000	\$0	\$0	\$0	\$0	\$0	\$0
503 3910	Transfer from General Fund	\$0	\$26,000	\$72,600	\$78,500	\$59,500	\$78,500	\$106,396
503 3923	Transfer from BBB	\$0	\$0	\$38,000	\$15,000	\$0	\$15,000	\$5,000
	Total Funds Available	\$7,959	\$2,235	\$110,690	\$93,500	\$60,562	\$94,562	\$112,500
	Total Expenditures	\$31,724	\$2,145	\$109,628	\$93,500	\$17,658	\$93,458	\$112,500
	Ending Balance	(\$23,765)	\$90	\$1,062	\$0	\$42,904	\$1,104	\$0

**INFRASTRUCTURE IMPROVEMENT CONSTRUCTION
ACCOUNT #504**

PURPOSE OF THIS DEPARTMENT: Why does this department exist?

The purpose of the Infrastructure Improvement Construction Fund is to help fund special assessment construction projects in the City of Yankton that improve the City's infrastructure.

City of Yankton
Adopted 2017 Budget

Fund: Infrastructure Imp.-Construction

Activity: Capital Projects

ACCOUNT NO.	DESCRIPTION	2013 ACTUAL	2014 ACTUAL	2015 ACTUAL	2016 ADOPTED	2016 Y.T.D.	2016 ESTIMATED	2017 ADOPTED
504 581 391	Douglas (Anna to 31st)	\$0	\$0	\$51	\$1,680,000	\$575,449	\$1,405,400	\$0
504 581 392	Alley - Riverside to 2nd / Broadway to Cedar	\$0	\$0	\$0	\$0	\$71	\$100,000	\$0
504 581 393	Alley 9th-10th Walnut Douglas	\$0	\$0	\$0	\$0	\$72	\$72	\$0
504 581 394	Redmond St.-11th to 12th	\$0	\$0	\$0	\$0	\$0	\$0	\$0
504 581 395	15th St.-Dakota to WCLR	\$0	\$0	\$100,536	\$880,000	\$148,045	\$780,000	\$0
504 581 396	Alley S 8th /Douglas-Walnut	\$0	\$0	\$0	\$0	\$73	\$73	\$0
504 581 397	Alley	\$0	\$0	\$0	\$0	\$0	\$0	\$100,000
	Total Expenditures	\$0	\$0	\$100,587	\$2,560,000	\$723,710	\$2,285,545	\$100,000

Fund: Infrastructure Imp.-Construction

Activity: Capital Projects

ACCOUNT NO.	DESCRIPTION	2013 ACTUAL	2014 ACTUAL	2015 ACTUAL	2016 ADOPTED	2016 Y.T.D.	2016 ESTIMATED	2017 ADOPTED
	Prior Year Balance	\$31,438	\$66,783	\$102,344	\$0	\$129,915	\$129,915	(\$531,710)
504 3924	Transfer-Infra. Imp. Revolving	\$35,345	\$35,561	\$27,571	\$44,720	\$0	\$44,720	\$44,720
504 3950	Transfer from Second Penny	\$0	\$0	\$100,588	\$1,579,200	\$0	\$1,579,200	\$0
	Total Funds Available	\$66,783	\$102,344	\$230,503	\$1,623,920	\$129,915	\$1,753,835	(\$486,990)
	Total Expenditures	\$0	\$0	\$100,587	\$2,560,000	\$723,710	\$2,285,545	\$100,000
	Ending Balance	\$66,783	\$102,344	\$129,915	(\$936,080)	(\$593,795)	(\$531,710)	(\$586,990)

GENERAL SALES AND USE TAX ACCOUNT #506

PURPOSE OF THIS DEPARTMENT: Why does this department exist?

The purpose of the sales and use tax capital improvements fund is to provide an appropriation for the additional .86 percent sales tax, and as provided for in Section 22.5 of the Code of Ordinances. The usage of the revenue from the additional 0.86 percent sales tax is restricted for capital improvements. These revenues may be used for capital improvements, land acquisitions, and debt retirement for a joint building project with the Yankton School District (Summit Activity Center) including parking, street and utility improvements. These revenues can also be used for street reconstruction and storm water drainage system improvements throughout our City.

DEPARTMENT PERSONNEL: None

City of Yankton
Adopted 2017 Budget

Fund: Special Capital Improvement Fund				Activity: Capital Projects				
ACCOUNT NO.	DESCRIPTION	2013 ACTUAL	2014 ACTUAL	2015 ACTUAL	2016 ADOPTED	2016 Y.T.D.	2016 ESTIMATED	2017 ADOPTED
506 571 202	Professional Services	\$14,200	\$0	\$333	\$0	\$0	\$0	\$0
506 571 350	Summit Activities Center	\$23,944	\$35,300	\$213,738	\$103,510	\$10,142	\$106,290	\$156,390
506 572 202	Professional Services / Payment to YAPG	\$839	\$7,822	\$792	\$835	\$60,871	\$320,835	\$320,835
506 572 371	21st Street RR Crossing (City Share Only)	\$0	\$0	\$0	\$50,000	\$0	\$0	\$50,000
506 572 372	21st Street, Summit To RR	\$0	\$0	\$0	\$250,000	\$0	\$0	\$250,000
506 572 373	23rd St - Doug to Mul, Mul, 23rd to Donohoe	\$0	\$1,197,679	\$0	\$0	\$0	\$0	\$0
506 572 374	8th Street- Linn to Summit	\$0	\$0	\$0	\$250,000	\$0	\$50,000	\$300,000
506 572 375	25th Street, Douglas to Mulberry	\$0	\$0	\$0	\$0	\$0	\$0	\$350,000
506 572 376	Open asphalt	\$624,303	\$471,984	\$407,753	\$550,000	\$0	\$550,000	\$550,000
506 572 377	Maple Street, 4th to 6th	\$0	\$0	\$0	\$0	\$0	\$0	\$280,000
506 572 378	Hwy 81 / Broadway Sidealk along Cemetery	\$0	\$0	\$0	\$0	\$0	\$0	\$40,000
506 572 379	31st Street - Pedestrian Enhancements	\$1,388	\$0	\$0	\$0	\$0	\$0	\$1,452,648
506 572 380	33rd Street West of Broadway	\$0	\$0	\$0	\$0	\$0	\$0	\$0
506 572 381	3rd Street, Green to HWY 81	\$0	\$0	\$0	\$0	\$0	\$0	\$0
506 572 382	31st Street - Lighting Project	\$0	\$0	\$0	\$50,000	\$0	\$0	\$0
506 572 383	HWY 31st & Broadway - Intersection Improv	\$0	\$0	\$0	\$0	\$0	\$0	\$0
506 572 384	Cedar Street, 2nd to 4th & Calmers	\$0	\$0	\$0	\$0	\$0	\$0	\$650,000
506 572 385	West City Limits Road - RR To Golf View Ln	\$0	\$0	\$0	\$0	\$0	\$0	\$625,000
506 572 386	Bill Baggs Road, HWY 50 to Alumax Road	\$633,744	\$0	\$0	\$0	\$0	\$0	\$0
506 572 387	Bill Baggs Road Extension	\$11,470	\$0	\$0	\$0	\$0	\$0	\$0
506 572 389	Downtown Improvements	\$143,915	\$137,117	\$632,299	\$310,005	\$9,121	\$265,603	\$0
506 572 390	Street Reconstruction	\$38,747	\$11,733	\$0	\$80,000	\$0	\$80,000	\$80,000
506 572 391	Douglas Ave, 2nd to 4th	\$0	\$520,850	\$0	\$0	\$0	\$0	\$0
506 572 394	Park Street, South of 4th	\$0	\$0	\$80,256	\$0	\$0	\$0	\$0
506 572 395	4th Street Reconstruction - City's Share	\$0	\$40,642	\$2,678	\$562,000	\$17,992	\$562,000	\$0
506 572 398	East Hwy 50 Corridor	\$1,034	\$0	\$70,200	\$600,000	\$332,157	\$600,000	\$0
506 572 610	Transfer to General Fund - TID #5 (YAPG)	\$261,391	\$268,803	\$305,114	\$0	\$0	\$0	\$0
506 572 610	Transfer to General Fund - TID #5 (Road Proj)	\$0	\$0	\$1,941,912	\$0	\$0	\$0	\$0
506 572 610	Transfer to General Fund - GIS	\$0	\$0	\$0	\$19,346	\$0	\$19,346	\$19,346
506 572 626	Transfer to Bridge & Street Fund	\$0	\$0	\$0	\$252,187	\$0	\$127,377	\$606,018
506 572 633	Transfer to 322	\$0	\$0	\$0	\$0	\$0	\$0	\$0
506 572 656	Transfer to Infrastructure Improvement	\$0	\$0	\$100,587	\$2,459,200	\$0	\$1,652,883	\$0
506 572 657	Transfer to TID #5 (YAPG)	\$0	\$0	\$0	\$295,000	\$0	\$0	\$0
506 573 390	Storm Sewer Construction	\$513	\$0	\$6,380	\$15,000	\$0	\$15,000	\$15,000
506 573 391	Trail & Drainage Improvements	\$0	\$0	\$0	\$25,000	\$0	\$25,000	\$25,000
506 573 623	Transfer to Marne Creek Fund	\$0	\$0	\$0	\$67,000	\$0	\$98,334	\$80,000
506 573 xxx	Loan to Public Improvement / HSC	\$0	\$0	\$0	\$0	\$0	\$1,919,963	\$0
506 574 362	5th Street, Douglas to HWY 81	\$365,214	\$0	\$0	\$0	\$0	\$0	\$0
506 574 363	Alumax Road, Whiting to RR	\$251,557	\$0	\$0	\$0	\$0	\$0	\$0
506 574 364	Maple Street, 6th to 8th	\$0	\$0	\$0	\$275,000	\$57	\$275,000	\$0
506 574 365	5th Street, Burleigh to Mulberry	\$0	\$0	\$268,617	\$0	\$0	\$0	\$0
506 574 373	Permanent Pavement Markings	\$78,540	\$56,469	\$41,082	\$80,000	\$0	\$80,000	\$80,000
506 574 374	Summit Street, 9th to 15th (STIP)	\$0	\$0	\$0	\$0	\$0	\$0	\$0
506 574 375	15th Street, Whiting to Burleigh (STIP)	\$0	\$0	\$0	\$0	\$0	\$0	\$0
506 574 381	Downtown Alleys	\$71,604	\$52,897	\$0	\$150,000	\$0	\$150,000	\$150,000
506 574 390	Crushed Salvaged Concrete	\$0	\$185,295	\$0	\$200,000	\$0	\$0	\$200,000
Total Expenditures		\$2,522,403	\$2,986,591	\$4,071,741	\$6,644,083	\$430,340	\$6,897,631	\$6,280,237

City of Yankton
Adopted 2017 Budget

Fund: Special Capital Improvement Fund

Activity: Capital Projects

ACCOUNT NO.	DESCRIPTION	2013 ACTUAL	2014 ACTUAL	2015 ACTUAL	2016 ADOPTED	2016 Y.T.D.	2016 ESTIMATED	2017 ADOPTED
	Prior Year Balance	\$5,564,309	\$6,680,034	\$7,302,458	\$4,334,404	\$9,583,322	\$9,583,322	\$6,966,660
506 3140	General Sales and Use Tax	\$3,399,569	\$3,584,853	\$3,690,871	\$3,766,247	\$1,401,478	\$3,766,247	\$3,841,572
506 3310	Bus Barn Parking Grant	\$0	\$6,697	\$0	\$0	\$0	\$0	\$0
506 3340	FEMA Hazard Mitigation Grant	\$0	\$0	\$0	\$0	\$0	\$0	\$0
506 3341	Industrial Road Grant	\$0	\$0	\$0	\$0	\$0	\$0	\$0
506 3342	State Grant	\$0	\$0	\$23,333	\$0	(\$23,333)	\$0	\$987,160
506 3343	Federal Aid Urban	\$0	\$0	\$2,520,087	\$1,362,000	\$467,168	\$467,168	\$467,168
506 3384	Yankton County Share	\$212,604	\$0	\$0	\$610,000	\$0	\$0	\$0
506 3390	Yankton School District	\$0	\$0	\$0	\$0	\$0	\$0	\$0
506 3430	Engineering & Admin - Sp Projects	\$0	\$0	\$0	\$0	\$2,054	\$2,054	\$0
506 3437	Equipment & Material Charge - Streets	\$0	\$0	\$5,801	\$0	\$0	\$0	\$0
506 3610	Interest	\$23,519	\$17,465	\$32,096	\$6,000	\$28,181	\$45,000	\$25,000
506 3612	Sale of Fixed Assets	\$0	\$0	\$80,415	\$0	\$0	\$0	\$0
506 3660	Donation from private	\$2,436	\$0	\$0	\$0	\$500	\$500	\$0
506 3968	Transfer from "322"	\$0	\$0	\$0	\$0	\$0	\$0	\$0
	Revenues Subtotal	\$3,638,128	\$3,609,015	\$6,352,603	\$5,744,247	\$1,876,048	\$4,280,969	\$5,320,900
	Total Funds Available	\$9,202,437	\$10,289,049	\$13,655,061	\$10,078,651	\$11,459,370	\$13,864,291	\$12,287,560
506 574 390	Debt Service Reserve - Current	\$0	\$0	\$0	\$0	\$0	\$0	\$0
	Subtotal	\$9,202,437	\$10,289,049	\$13,655,061	\$10,078,651	\$11,459,370	\$13,864,291	\$12,287,560
	Total Expenditures	\$2,522,403	\$2,986,591	\$4,071,741	\$6,644,083	\$430,340	\$6,897,631	\$6,280,237
	Ending Balance	\$6,680,034	\$7,302,458	\$9,583,322	\$3,434,568	\$1,445,708	\$6,966,660	\$6,007,323

**TAX INCREMENT DISTRICT #2 – Morgan Square
ACCOUNT #509**

PURPOSE OF THIS DEPARTMENT: Why does this department exist?

The purpose of the Tax Increment District #2 – Morgan Square included the cost of improvements in tax increment financing District No. 2. State Law limits the time period for the installation of improvements with TID Funds to five years from the creation of the TID. The purpose of the fund is to collect TID #2 taxes, pay for current authorized expenditures, and to refund annual balances to the developer until public infrastructure expenses previously paid by the developer are retired.

City of Yankton
Adopted 2017 Budget

Fund: TID #2 Morgan Square

Activity: Capital Projects

ACCOUNT NO.	DESCRIPTION	2013 ACTUAL	2014 ACTUAL	2015 ACTUAL	2016 ADOPTED	2016 Y.T.D.	2016 ESTIMATED	2017 ADOPTED
509 509 204	Southeast Properties, LLC	\$55,068	\$57,758	\$56,688	\$57,000	\$0	\$57,000	\$57,000
	Total Expenditures	\$55,068	\$57,758	\$56,688	\$57,000	\$0	\$57,000	\$57,000

Fund: TID #2 Morgan Square

Activity: Capital Projects

ACCOUNT NO.	DESCRIPTION	2013 ACTUAL	2014 ACTUAL	2015 ACTUAL	2016 ADOPTED	2016 Y.T.D.	2016 ESTIMATED	2017 ADOPTED
	Prior Year Balance	\$0	\$0	\$0	\$0	\$0	\$0	\$0
509 31xx	TID #2 Taxes - current	\$55,068	\$57,758	\$56,688	\$57,000	\$27,347	\$57,000	\$57,000
	Subtotal Revenues	\$55,068	\$57,758	\$56,688	\$57,000	\$27,347	\$57,000	\$57,000
	Total Funds Available	\$55,068	\$57,758	\$56,688	\$57,000	\$27,347	\$57,000	\$57,000
	Less Expenditures	\$55,068	\$57,758	\$56,688	\$57,000	\$0	\$57,000	\$57,000
	Ending Balance (excl land inventory)	\$0	\$0	\$0	\$0	\$27,347	\$0	\$0

**TAX INCREMENT DISTRICT #5 – Menards
ACCOUNT #510**

PURPOSE OF THIS DEPARTMENT: Why does this department exist?

The purpose of the Tax Increment District #5 – Greenbow Development LLC and Menards, Inc. included the cost of public improvements and site development in tax increment financing District No. 5. State Law limits the time period for the installation of improvements with TID Funds to five years from the creation of the TID. As of December 27, 2015 we will have reached the time period for expenditures of eligible improvements. The purpose of the fund is to collect TID #5 taxes, pay for current authorized expenditures, and to reimburse the general fund for purchases made with revenues generated from the bond issuance.

City of Yankton
Adopted 2017 Budget

Fund: TID #5 Menards

Activity: Capital Projects

ACCOUNT NO.	DESCRIPTION	2013 ACTUAL	2014 ACTUAL	2015 ACTUAL	2016 ADOPTED	2016 Y.T.D.	2016 ESTIMATED	2017 ADOPTED
510 588 566	Payment to YAPG (Sales Tax)	\$261,391	\$268,803	\$282,602	\$295,000	\$0	\$0	\$0
510 588 567	Payment to YAPG (Sales Tax)	\$0	\$0	\$22,511	\$0	\$0	\$0	\$0
510 588 634	Transfer to Debt Service (Property Tax + BBE)	\$194,965	\$192,765	\$194,012	\$198,200	\$0	\$195,565	\$193,265
510 588 610	Transfer to General Fund - TID #5	\$0	\$0	\$0	\$0	\$0	\$0	\$0
510 588 359	Menard's Overlot Grading	\$0	\$0	\$183,153	\$0	\$0	\$0	\$0
510 588 360	Douglas Ave & Wilson Road	\$0	\$168,014	\$2,133,764	\$0	\$0	\$0	\$0
	Total Expenditures	\$456,356	\$629,582	\$2,816,042	\$493,200	\$0	\$195,565	\$193,265

Fund: TID #5 Menards

Activity: Capital Projects

ACCOUNT NO.	DESCRIPTION	2013 ACTUAL	2014 ACTUAL	2015 ACTUAL	2016 ADOPTED	2016 Y.T.D.	2016 ESTIMATED	2017 ADOPTED
	Prior Year Balance	(\$596,344)	(\$984,162)	(\$1,466,448)	\$0	(\$3,706,709)	(\$3,706,709)	(\$3,693,350)
510 31xx	TID #5 Taxes - current	\$68,538	\$147,089	\$141,101	\$140,000	\$68,878	\$140,000	\$140,000
510 31xx	TID #5 Taxes - delinquent	\$0	\$0	\$0	\$0	\$0	\$0	\$0
510 3190	Penalty & Interest on Del Taxes	\$0	\$207	\$0	\$0	\$0	\$0	\$0
510 3340	Local Infrastructure Improvement Program (G	\$0	\$0	\$434,680	\$0	\$7,359	\$7,359	\$0
510 3610	Interest	\$0	\$0	\$0	\$0	\$0	\$0	\$0
510 3615	Misc Reimbursements	\$0	\$0	\$0	\$0	\$6,000	\$6,000	\$0
510 3910	Loan from General Fund (Debt Service / BBB	\$0	\$0	\$0	\$0	\$0	\$0	\$0
510 3910	Loan from General Fund (Sales Tax to YAPG	\$0	\$0	\$0	\$0	\$0	\$0	\$0
510 3910	Loan from General Fund (Douglas Ave & Wil	\$0	\$0	\$0	\$0	\$0	\$0	\$0
510 3923	Transfer from BBB (Debt Service)	\$0	\$0	\$0	\$52,398	\$0	\$55,565	\$53,265
510 3950	Transfer from 2nd Penny (Sales Tax to YAPG	\$0	\$0	\$0	\$295,000	\$0	\$0	\$0
	Subtotal Revenues	\$68,538	\$147,296	\$575,781	\$487,398	\$82,237	\$208,924	\$193,265
	Total Funds Available	(\$527,806)	(\$836,866)	(\$890,667)	\$487,398	(\$3,630,472)	(\$3,497,785)	(\$3,500,085)
	Less Expenditures	\$456,356	\$629,582	\$2,816,042	\$493,200	\$0	\$195,565	\$193,265
	Ending Balance	(\$984,162)	(\$1,466,448)	(\$3,706,709)	(\$5,802)	(\$3,630,472)	(\$3,693,350)	(\$3,693,350)
	Owed to General Fund	\$984,161	\$1,466,447	\$3,706,709				

WATER ACCOUNT #601

PURPOSE OF THIS DEPARTMENT: Why does this department exist?

To maintain and operate the distribution and treatment facility to meet federal and state regulations, have a minimum impact on the environment, and enhancing the quality of life for the community.

DEPARTMENT PERSONNEL: .5 Environmental Services Director, .5 Distribution Superintendent, one Plant Superintendent, one Plant Maintenance Superintendent, four Plant Operators and two Maintenance Personnel.

City of Yankton
Adopted 2017 Budget

Fund: Water		Function: Operations				Activity: Utilities Department		
ACCOUNT NO.	DESCRIPTION	2013 ACTUAL	2014 ACTUAL	2015 ACTUAL	2016 ADOPTED	2016 Y.T.D.	2016 ESTIMATED	2017 ADOPTED
	Operating Revenues	\$3,784,525	\$4,825,847	\$5,277,006	\$5,108,725	\$2,256,553	\$5,431,620	\$5,813,095
	Operating Expenses:							
	Personnel Services	\$593,814	\$606,969	\$645,506	\$700,299	\$359,645	\$701,087	\$737,318
	Insurance	\$49,441	\$50,105	\$51,679	\$66,329	\$60,721	\$63,170	\$66,329
	Professional Services	\$34,278	\$121,770	\$46,178	\$55,500	\$19,182	\$55,043	\$55,500
	State Fees	\$5,545	\$5,000	\$5,000	\$6,000	\$10,850	\$11,000	\$11,000
	Repairs & Maintenance	\$371,771	\$288,630	\$217,352	\$292,000	\$120,742	\$297,000	\$297,000
	Supplies & Materials	\$255,322	\$237,458	\$274,363	\$261,250	\$122,117	\$272,195	\$272,000
	Travel & Conference	\$4,446	\$1,748	\$6,329	\$4,450	\$2,576	\$6,951	\$5,500
	Utilities	\$207,993	\$219,009	\$217,006	\$262,000	\$104,520	\$242,000	\$262,000
	Billing & Administration	\$625,004	\$655,905	\$655,905	\$655,905	\$655,905	\$655,905	\$655,905
	Depreciation	\$647,959	\$644,244	\$616,064	\$647,959	\$311,590	\$616,064	\$616,064
	Total Operating Expenses	\$2,795,573	\$2,830,838	\$2,735,382	\$2,951,692	\$1,767,848	\$2,920,415	\$2,978,616
	Total Operating Income(Loss)	\$988,952	\$1,995,009	\$2,541,624	\$2,157,033	\$488,705	\$2,511,205	\$2,834,479
	Non-Operating Revenue(Expense)							
	Interest	\$14,335	\$14,690	\$18,024	\$10,000	\$13,623	\$18,000	\$10,000
	Reimbursements	\$2,100	\$1,491	\$1,145	\$0	\$0	\$0	\$0
	Miscellaneous	\$5,954	\$2,742	\$1,288	\$2,000	\$444	\$1,978	\$2,000
	Interest/Capital Lease	\$0	\$0	\$0	\$0	\$0	\$0	\$0
	Interest/SRF Loan	(\$191,951)	(\$211,882)	(\$201,602)	(\$541,103)	(\$142,543)	(\$288,372)	(\$572,202)
	Net Income Before Transfers	\$819,390	\$1,802,050	\$2,360,479	\$1,627,930	\$360,229	\$2,242,811	\$2,274,277
	Operating Transfer Out	\$52,000	\$52,000	\$52,000	\$71,346	\$71,346	\$71,346	\$71,346
	Net Income	\$767,390	\$1,750,050	\$2,308,479	\$1,556,584	\$288,883	\$2,171,465	\$2,202,931

City of Yankton
Adopted 2017 Budget

Fund: Water		Function: Water Revenue				Activity: Utilities Department		
ACCOUNT NO.	DESCRIPTION	2013 ACTUAL	2014 ACTUAL	2015 ACTUAL	2016 ADOPTED	2016 Y.T.D.	2016 ESTIMATED	2017 ADOPTED
601 3810	Metered Sales	\$3,385,896	\$3,373,972	\$3,755,324	\$3,579,447	\$1,496,334	\$3,867,984	\$3,984,023
60x 3812	Surcharge	\$296,922	\$1,342,330	\$1,415,958	\$1,424,078	\$706,330	\$1,458,437	\$1,723,872
601 3811	Bulk Sales	\$2,925	\$3,176	\$3,737	\$3,200	\$1,057	\$3,200	\$3,200
601 3812	Sale Service & Material	\$37,292	\$44,224	\$41,662	\$40,000	\$22,312	\$40,000	\$40,000
601 3814	Late Charge	\$61,490	\$62,145	\$60,325	\$62,000	\$30,520	\$62,000	\$62,000
	Total Operating Revenues	\$3,784,525	\$4,825,847	\$5,277,006	\$5,108,725	\$2,256,553	\$5,431,620	\$5,813,095
60x 3614	State Revolving Fund Loan	\$573,145	\$0	\$2,953,484	\$9,000,000	\$5,817,437	\$10,000,000	\$17,500,000
	Total Operating & Other Revenues	\$4,357,670	\$4,825,847	\$8,230,490	\$14,108,725	\$8,073,990	\$15,431,620	\$23,313,095
601 3615	Misc Reimbursements	\$1,266	\$991	\$662	\$0	\$0	\$0	\$0
601 3640	Compensation Loss & Damage	\$834	\$500	\$483	\$0	\$0	\$0	\$0
602 3610	Interest	\$14,335	\$14,690	\$18,024	\$10,000	\$13,623	\$18,000	\$10,000
602 3821	Other Non-operational	\$4,703	\$1,719	\$583	\$2,000	\$466	\$2,000	\$2,000
602 3822	Cash(Long)	\$25	\$32	\$43	\$0	\$0	\$0	\$0
	Total Nonoperating Revenues	\$21,163	\$17,932	\$19,795	\$12,000	\$14,089	\$20,000	\$12,000
	Total Revenues	\$4,378,833	\$4,843,779	\$8,250,285	\$14,120,725	\$8,088,079	\$15,451,620	\$23,325,095

City of Yankton
Adopted 2017 Budget

Fund: Water

Function: Operation Expenses

Activity: Utilities Department

ACCOUNT NO.	DESCRIPTION	2013 ACTUAL	2014 ACTUAL	2015 ACTUAL	2016 ADOPTED	2016 Y.T.D.	2016 ESTIMATED	2017 ADOPTED
601 601 101	Regular Salaries & Wages	\$428,027	\$447,158	\$464,245	\$479,009	\$255,075	\$479,000	\$499,290
601 601 102	Temp. Salaries & Wages	\$3,368	\$6,465	\$6,754	\$18,000	\$1,982	\$18,000	\$20,160
601 601 103	Overtime Wages	\$22,600	\$24,146	\$23,248	\$25,000	\$14,790	\$25,000	\$25,000
601 601 111	OASI	\$33,456	\$36,076	\$37,239	\$39,934	\$19,911	\$39,934	\$41,650
601 601 121	Retirement	\$26,429	\$28,285	\$29,124	\$30,241	\$15,652	\$30,241	\$31,457
601 601 131	Worker's Compensation	\$9,169	\$9,236	\$9,973	\$11,025	\$11,478	\$11,822	\$13,004
601 601 132	Group Insurance	\$70,014	\$75,725	\$74,329	\$96,250	\$40,157	\$96,250	\$105,875
601 601 133	Unemployment Insurance	\$751	\$691	\$594	\$840	\$600	\$840	\$882
		(\$2,255)	(\$20,813)	\$0				
	Subtotal Personnel Services	\$591,559	\$606,969	\$645,506	\$700,299	\$359,645	\$701,087	\$737,318
601 601 201	Insurance	\$49,441	\$50,105	\$51,679	\$66,329	\$60,721	\$63,170	\$66,329
601 601 202	Professional Services	\$24,184	\$107,713	\$37,297	\$40,000	\$12,895	\$40,000	\$40,000
601 601 203	Audit	\$6,912	\$7,220	\$6,842	\$12,000	\$5,664	\$12,000	\$12,000
601 601 205	State Permit Fee	\$5,545	\$5,000	\$5,000	\$6,000	\$10,850	\$11,000	\$11,000
601 601 208	Locates	\$986	\$999	\$1,034	\$1,500	\$275	\$1,500	\$1,500
601 601 211	Publishing	\$2,190	\$5,693	\$455	\$1,000	\$348	\$1,000	\$1,000
601 601 212	Rentals	\$6	\$145	\$550	\$1,000	\$0	\$543	\$1,000
601 601 221	Rep. & Maint. - Plant	\$147,136	\$101,426	\$56,200	\$80,000	\$55,468	\$80,000	\$80,000
601 601 222	Rep. & Maint. - Vehicles	\$725	\$2,475	\$502	\$2,500	\$182	\$2,500	\$2,500
601 601 223	Rep. & Maint. - Buildings	\$5,833	\$276	\$1,283	\$4,500	\$367	\$4,500	\$4,500
601 601 224	Rep. & Maint. - Central Garage	\$15,970	\$16,171	\$18,436	\$23,000	\$4,318	\$23,000	\$23,000
601 601 225	Rep. & Maint. - Other	\$0	\$0	\$0	\$0	\$0	\$0	\$0
601 601 226	Rep. & Maint. - Distribution	\$68,598	\$81,859	\$69,541	\$75,000	\$31,197	\$75,000	\$75,000
601 601 227	Rep. & Maint. - Meters	\$86,785	\$32,769	\$11,070	\$42,000	\$0	\$42,000	\$42,000
601 601 228	Sludge Removal	\$46,724	\$53,654	\$60,320	\$65,000	\$29,210	\$70,000	\$70,000
601 601 231	Postage	\$12,325	\$9,227	\$10,114	\$10,000	\$4,507	\$10,000	\$10,000
601 601 232	Office Supplies	\$1,761	\$2,124	\$1,686	\$1,500	\$1,945	\$1,945	\$1,750
601 601 234	Copies	\$80	\$224	\$84	\$350	\$75	\$350	\$350
601 601 235	Subscriptions & Publications	\$3,823	\$74	\$149	\$250	\$0	\$250	\$250
601 601 236	Janitorial Supplies	\$56	\$268	\$1,379	\$850	\$650	\$850	\$850
601 601 240	Chemical & Gases	\$225,984	\$218,453	\$252,503	\$240,000	\$111,388	\$250,000	\$250,000
601 601 241	Agricultural Supplies	\$1,853	\$1,010	\$1,412	\$1,700	\$536	\$1,700	\$1,700
601 601 243	Med., Safety, & Lab. Supplies	\$8,720	\$4,045	\$4,344	\$5,000	\$2,356	\$5,000	\$5,000
601 601 244	Uniforms & Dry Goods	\$228	\$264	\$306	\$600	\$60	\$600	\$600
601 601 247	Small Tools & Hardware	\$492	\$1,769	\$2,386	\$1,000	\$600	\$1,500	\$1,500
601 601 261	Membership Dues	\$748	\$430	\$444	\$950	\$353	\$2,000	\$2,000
601 601 263	Travel	\$0	\$160	\$1,643	\$1,000	\$1,851	\$1,851	\$1,000
601 601 264	Learning	\$3,698	\$1,158	\$4,242	\$2,500	\$372	\$3,100	\$2,500
601 601 271	Telephone	\$5,772	\$6,411	\$6,547	\$6,500	\$3,278	\$6,500	\$6,500
601 601 272	Electricity	\$176,334	\$170,090	\$182,337	\$210,000	\$81,386	\$190,000	\$210,000
601 601 273	Fuel-Heating	\$25,467	\$42,100	\$27,710	\$45,000	\$19,648	\$45,000	\$45,000
601 601 276	Landfill	\$420	\$408	\$412	\$500	\$208	\$500	\$500
601 601 281	Billing & Administration	\$625,004	\$655,905	\$655,905	\$655,905	\$655,905	\$655,905	\$655,905
601 601 291	Depreciation	\$647,959	\$644,244	\$616,064	\$647,959	\$311,590	\$616,064	\$616,064
	Subtotal Other Current Expenditures	\$2,201,759	\$2,223,869	\$2,089,876	\$2,251,393	\$1,408,203	\$2,219,328	\$2,241,298
	Total Operating Expenses	\$2,793,318	\$2,830,838	\$2,735,382	\$2,951,692	\$1,767,848	\$2,920,415	\$2,978,616

City of Yankton
Adopted 2017 Budget

Fund: Water		Function: Improvements & Extension				Activity: Utilities Department		
ACCOUNT NO.	DESCRIPTION	2013 ACTUAL	2014 ACTUAL	2015 ACTUAL	2016 ADOPTED	2016 Y.T.D.	2016 ESTIMATED	2017 ADOPTED
Revenues:								
	Net Income	\$767,390	\$1,750,050	\$2,308,479	\$1,556,584	\$288,883	\$2,171,465	\$2,202,931
	Depreciation	\$647,959	\$644,244	\$616,064	\$647,959	\$311,590	\$616,064	\$616,064
	Grants & Loans	\$573,145	\$0	\$2,953,484	\$9,000,000	\$5,817,437	\$10,000,000	\$17,500,000
	Beginning Balance	\$5,030,313	\$5,349,540	\$6,039,556	\$314,619	\$2,083,372	\$2,083,372	\$2,403,166
	Total Funds Available	\$7,018,807	\$7,743,834	\$11,917,583	\$11,519,162	\$8,501,282	\$14,870,902	\$22,722,161
Application of Funds Available:								
	Principal	\$354,238	\$387,222	\$402,135	\$663,077	\$310,259	\$415,364	\$697,649
	Equipment	\$14,676	\$550	\$31,813	\$40,400	\$1,800	\$71,900	\$18,000
	Main Replacement / Extension	\$894,257	\$1,348,702	\$9,344,334	\$10,825,000	\$1,999,580	\$11,905,472	\$17,625,000
	Capital Repair and Maintenance	\$0	\$0	\$0	\$0	\$0	\$0	\$30,000
	WTP Repairs	\$0	\$0	\$0	\$0	\$0	\$0	\$0
	Reserve for Future Improvements	\$0	\$0	\$21,625	\$75,000	\$0	\$75,000	\$75,000
	Total Applied	\$1,263,171	\$1,736,474	\$9,799,907	\$11,603,477	\$2,311,639	\$12,467,736	\$18,445,649
	Due To / Due From	\$406,096	(\$32,196)	\$34,304	\$0	\$0	\$0	\$0
	Ending Balance	\$5,349,540	\$6,039,556	\$2,083,372	(\$84,315)	\$6,189,643	\$2,403,166	\$4,276,512

City of Yankton
Adopted 2017 Budget

Fund: Water		Function: Improvements & Extensions				Activity: Utilities Department		
ACCOUNT NO.	DESCRIPTION	2013 ACTUAL	2014 ACTUAL	2015 ACTUAL	2016 ADOPTED	2016 Y.T.D.	2016 ESTIMATED	2017 ADOPTED
604 604 411	State Revolving Fund Interest	\$191,951	\$211,882	\$201,602	\$541,103	\$142,543	\$188,372	\$174,705
607 607 411	State Revolving Fund Interest	\$0	\$0	\$23,382	\$0	\$0	\$100,000	\$397,497
	Total Int. & Fiscal Fees	\$191,951	\$211,882	\$224,984	\$541,103	\$142,543	\$288,372	\$572,202
601 601 580	Loss on Assets	\$0	\$0	\$0	\$0	\$0	\$0	\$0
602 602 570	Cash Short	\$40	\$0	\$0	\$0	\$22	\$22	\$0
	Total Nonoperating Expense	\$191,991	\$211,882	\$224,984	\$541,103	\$142,565	\$288,394	\$572,202
601 601 610	Transfer to General	\$52,000	\$52,000	\$52,000	\$71,346	\$71,346	\$71,346	\$71,346
602 602 301	Capital Repairs and Maintenance	\$0	\$0	\$0	\$0	\$0	\$0	\$30,000
602 602 325	Raw Water Analysis/Wells	\$2,880	\$0	\$0	\$0	\$0	\$0	\$0
602 602 326	Treatment Plant Improvements	\$267,986	\$1,241,327	\$784,361	\$10,000,000	\$601,061	\$1,040,000	\$17,500,000
602 602 327	Maple Street, 6th to 7th	\$0	\$0	\$0	\$0	\$0	\$70,000	\$0
602 602 328	Maple Street, 4th to 6th	\$0	\$0	\$0	\$0	\$0	\$0	\$125,000
602 602 331	15th Street, Burleigh to Ferdig	\$577,826	\$0	\$0	\$0	\$0	\$0	\$0
602 602 333	Summit Street, 9th to 15th	\$5,370	\$0	\$0	\$0	\$0	\$0	\$0
602 602 334	East Hwy 50 Replacement	\$0	\$31,357	\$21,750	\$520,000	\$79,526	\$520,000	\$0
602 602 336	4th Street, Watermain Crossings / Valving	\$0	\$0	\$0	\$130,000	\$0	\$130,000	\$0
602 602 338	Douglas Avenue, 23rd to 25th	\$3,360	\$0	\$0	\$0	\$0	\$0	\$0
602 602 350	Equipment	\$14,676	\$550	\$31,813	\$40,400	\$1,800	\$71,900	\$18,000
602 602 360	Collector Well	\$36,835	\$76,018	\$6,728,745	\$0	\$1,216,919	\$9,000,000	\$0
602 602 361	Fill Station Design	\$0	\$0	\$0	\$0	\$29,790	\$300,000	\$0
602 602 369	Raw Water Line and Wastewater Loop	\$0	\$0	\$1,809,478	\$0	\$72,284	\$670,472	\$0
602 602 388	3rd Street, Green to HWY 81	\$0	\$0	\$0	\$0	\$0	\$0	\$0
602 602 389	Douglas, Anna to 31st	\$0	\$0	\$0	\$175,000	\$0	\$175,000	\$0
602 602 390	Reserve for Future Imp.	\$0	\$0	\$21,625	\$75,000	\$0	\$75,000	\$75,000
604 604 441	State Revolving Fund Principal	\$354,238	\$387,222	\$402,135	\$663,077	\$310,259	\$415,364	\$429,032
607 607 441	State Revolving Fund Principal	\$0	\$0	\$0	\$0	\$0	\$0	\$268,617
	Total Improvements & Extensions	\$1,263,171	\$1,736,474	\$9,799,907	\$11,603,477	\$2,311,639	\$12,467,736	\$18,445,649

WASTEWATER ACCOUNT #611

PURPOSE OF THIS DEPARTMENT: Why does this department exist?

To maintain and operate the collection and treatment facility to meet federal and state regulations, have a minimum impact on the environment, and enhancing the quality of life for the community.

DEPARTMENT PERSONNEL: .5 Environmental Services Director, .5 Collection Superintendent, one Plant Superintendent, two Maintenance Personnel, one Plant Maintenance Superintendent, one Senior Lab Tech, one Lab Tech, two Plant Operators and two part-time weekend operators.

City of Yankton
Adopted 2017 Budget

Fund: Wastewater		Function: Operations				Activity: Utilities Department		
ACCOUNT NO.	DESCRIPTION	2013 ACTUAL	2014 ACTUAL	2015 ACTUAL	2016 ADOPTED	2016 Y.T.D.	2016 ESTIMATED	2017 ADOPTED
	Operating Revenues	\$2,935,217	\$3,104,555	\$3,240,151	\$3,421,705	\$1,621,416	\$3,337,333	\$3,504,190
	Operating Expenses:							
	Personnel Services	\$544,058	\$546,582	\$578,731	\$638,920	\$316,229	\$639,197	\$673,306
	Insurance	\$80,146	\$81,303	\$83,946	\$102,402	\$98,432	\$98,432	\$103,354
	Professional Services	\$161,594	\$59,955	\$28,558	\$48,600	\$13,659	\$48,600	\$48,600
	State Fees	\$12,500	\$12,500	\$12,500	\$12,500	\$12,500	\$12,500	\$12,500
	Publishing	\$40	\$55	\$67	\$225	\$350	\$350	\$225
	Repairs & Maintenance	\$237,282	\$234,787	\$223,598	\$297,500	\$62,559	\$308,500	\$309,000
	Supplies & Materials	\$44,662	\$42,454	\$49,399	\$56,250	\$24,955	\$57,200	\$57,050
	Travel & Conference	\$2,394	\$1,769	\$1,380	\$4,600	\$717	\$5,200	\$5,200
	Utilities	\$175,992	\$236,505	\$200,096	\$235,950	\$106,361	\$221,950	\$235,950
	Billing & Administration	\$601,392	\$626,754	\$626,754	\$626,754	\$626,754	\$626,754	\$626,754
	Depreciation	\$1,072,719	\$1,070,928	\$899,353	\$1,070,929	\$535,114	\$899,353	\$899,353
	Total Operating Expenses	\$2,932,779	\$2,913,592	\$2,704,382	\$3,094,630	\$1,797,630	\$2,918,036	\$2,971,292
	Net Operating Income(Loss)	\$2,438	\$190,963	\$535,769	\$327,075	(\$176,214)	\$419,297	\$532,898
	Non-Operating Revenue(Expense)							
	Interest	\$5,994	\$5,394	\$7,000	\$5,100	\$3,752	\$7,000	\$5,100
	Intergovernmental (grant)	\$0	\$0	\$0	\$0	\$0	\$0	\$0
	Miscellaneous	\$24,482	\$2,365	\$18,906	\$2,900	\$18,019	\$21,528	\$2,900
	Interest & Fiscal Charges	(\$218,953)	(\$199,914)	(\$185,456)	(\$263,890)	(\$108,851)	(\$294,754)	(\$428,503)
	Loss on Assets	\$0	\$0	\$0	\$0	\$0	\$0	\$0
	Net Income Before Transfers	(\$186,039)	(\$1,192)	\$376,219	\$71,185	(\$263,294)	\$153,071	\$112,395
	Operating Transfer Out	\$40,700	\$40,700	\$40,700	\$40,700	\$20,350	\$40,700	\$60,046
	Net Income	(\$226,739)	(\$41,892)	\$335,519	\$30,485	(\$283,644)	\$112,371	\$52,349

City of Yankton
Adopted 2017 Budget

Fund: Wastewater		Estimated Revenue				Activity: Utilities Department		
ACCOUNT NO.	DESCRIPTION	2013 ACTUAL	2014 ACTUAL	2015 ACTUAL	2016 ADOPTED	2016 Y.T.D.	2016 ESTIMATED	2017 ADOPTED
611 3311	FEMA Federal	\$0	\$0	\$0	\$0	\$0	\$0	\$0
611 3312	EDA Liftstation	\$0	\$0	\$0	\$0	\$0	\$2,069,600	\$0
611 3340	FEMA State	\$0	\$0	\$0	\$0	\$0	\$0	\$0
611 3610	Interest	\$5,994	\$5,394	\$7,000	\$5,100	\$3,752	\$7,000	\$5,100
611 3612	Gain on Sale of Assets	\$0	\$0	\$0	\$0	\$0	\$0	\$0
611 3615	Miscellaneous Reimbursements	\$440	\$385	\$18,340	\$0	\$18,019	\$18,019	\$0
611 3640	Compensation Loss & Damage	\$294	\$0	\$0	\$0	\$0	\$0	\$0
611 3665	Cont Capital Rev - Customer	\$18,744	\$0	\$0	\$0	\$0	\$0	\$0
611 3840	Other Non-Operational-Wastwtr	\$4,702	\$1,720	\$566	\$2,500	\$0	\$3,109	\$2,500
611 3841	Special Hookup Fees	\$302	\$260	\$0	\$400	\$0	\$400	\$400
614 3340	Sate Revolving Loan Fund - Grant	\$0	\$0	\$0	\$0	\$0	\$370,000	\$0
614 3614	State Revolving Loan Fund	\$0	\$0	\$0	\$0	\$0	\$2,138,000	\$2,200,000
	Total Nonoperating Revenues	\$30,476	\$7,759	\$25,906	\$8,000	\$21,771	\$4,606,128	\$2,208,000
611 3812	Sale Service & Material	\$90	\$1,149	\$216	\$200	\$47	\$200	\$200
611 3830	Sewer User Fee	\$2,935,127	\$3,103,406	\$3,239,935	\$3,421,505	\$1,621,369	\$3,337,133	\$3,503,990
	Total Operating Revenues	\$2,935,217	\$3,104,555	\$3,240,151	\$3,421,705	\$1,621,416	\$3,337,333	\$3,504,190
	Total Revenues	\$2,965,693	\$3,112,314	\$3,266,057	\$3,429,705	\$1,643,187	\$7,943,461	\$5,712,190

City of Yankton
Adopted 2017 Budget

Fund: Wastewater		Function: Operating Expenses				Activity: Utilities Department		
ACCOUNT NO.	DESCRIPTION	2013 ACTUAL	2014 ACTUAL	2015 ACTUAL	2016 ADOPTED	2016 Y.T.D.	2016 ESTIMATED	2017 ADOPTED
611 611 101	Regular Wages	\$401,974	\$398,781	\$420,038	\$449,852	\$227,071	\$449,852	\$468,908
611 611 102	Temporary Wages	\$12,823	\$11,316	\$14,740	\$23,000	\$6,572	\$23,000	\$25,760
611 611 103	Overtime Wages	\$7,355	\$4,604	\$4,438	\$7,000	\$1,305	\$7,000	\$7,000
611 611 111	OASI	\$29,266	\$29,454	\$30,642	\$36,709	\$16,284	\$36,709	\$38,378
611 611 121	Retirement	\$23,873	\$24,204	\$25,437	\$27,411	\$13,735	\$27,411	\$28,554
611 611 131	Worker's Compensation	\$7,359	\$7,414	\$8,005	\$9,245	\$9,214	\$9,522	\$10,474
611 611 132	Group Insurance	\$60,798	\$70,146	\$74,855	\$84,876	\$41,479	\$84,876	\$93,364
611 611 133	Unemployment Insurance	\$610	\$663	\$576	\$827	\$569	\$827	\$868
		(\$1,753)	(\$16,190)	\$0				
	Subtotal Personnel Services	\$542,305	\$530,392	\$578,731	\$638,920	\$316,229	\$639,197	\$673,306
611 611 201	Insurance	\$80,146	\$81,303	\$83,946	\$102,402	\$98,432	\$98,432	\$103,354
611 611 202	Professional Services	\$153,696	\$51,736	\$20,682	\$40,000	\$7,720	\$40,000	\$40,000
611 611 203	Audit	\$6,912	\$7,220	\$6,842	\$7,500	\$5,664	\$7,500	\$7,500
611 611 205	State Permit Fee	\$12,500	\$12,500	\$12,500	\$12,500	\$12,500	\$12,500	\$12,500
611 611 208	Locates	\$986	\$999	\$1,034	\$1,100	\$275	\$1,100	\$1,100
611 611 211	Publishing	\$40	\$55	\$67	\$225	\$350	\$350	\$225
611 611 212	Rentals	\$0	\$0	\$0	\$500	\$0	\$0	\$500
611 611 221	Rep. & Maint. - Plant	\$74,057	\$99,740	\$115,725	\$90,000	\$37,429	\$100,000	\$100,000
611 611 222	Rep. & Maint. - Vehicles	\$356	\$3,174	\$726	\$2,000	\$187	\$2,000	\$2,000
611 611 223	Rep. & Maint. - Buildings	\$0	\$1,482	\$29,706	\$2,000	\$820	\$3,000	\$3,000
611 611 224	Rep. & Maint. - Central Garage	\$22,252	\$17,225	\$15,125	\$23,500	\$4,714	\$23,500	\$23,500
611 611 226	Rep. & Maint. - Collection Sys.	\$3,083	\$31,067	\$19,709	\$55,000	\$19,409	\$55,000	\$55,000
611 611 227	Rep. & Maint. - Water Meter	\$86,262	\$32,749	\$5,842	\$60,000	\$0	\$60,000	\$60,000
611 611 228	Sludge Removal	\$51,272	\$49,350	\$36,765	\$65,000	\$0	\$65,000	\$65,000
611 611 231	Postage	\$12,069	\$11,513	\$12,489	\$12,000	\$4,997	\$12,000	\$12,000
611 611 232	Office Supplies	\$757	\$935	\$2,320	\$1,000	\$805	\$1,000	\$1,000
611 611 233	Printing	\$1,425	\$1,146	\$310	\$1,500	\$779	\$1,500	\$1,500
611 611 234	Copies	\$19	\$120	\$7	\$200	\$2	\$200	\$200
611 611 235	Subscriptions & Publications	\$119	\$81	\$238	\$150	\$97	\$300	\$150
611 611 236	Janitorial Supplies	\$2,562	\$1,360	\$2,539	\$1,400	\$1,039	\$2,000	\$2,000
611 611 240	Chemicals & Gases	\$17,376	\$16,020	\$20,066	\$25,000	\$7,961	\$25,000	\$25,000
611 611 241	Agricultural Supplies	\$285	\$638	\$1,498	\$1,500	\$1,360	\$1,500	\$1,500
611 611 243	Med., Safety, & Lab. Supplies	\$9,325	\$9,364	\$8,084	\$12,000	\$6,961	\$12,000	\$12,000
611 611 244	Uniforms & Dry Goods	\$0	\$321	\$53	\$500	\$151	\$500	\$500
611 611 247	Small Tools & Hardware	\$725	\$956	\$1,795	\$1,000	\$803	\$1,200	\$1,200
611 611 261	Membership Dues	\$566	\$130	\$144	\$600	\$129	\$1,200	\$1,200
611 611 263	Travel Expense	\$848	\$1,424	\$318	\$1,000	\$361	\$1,000	\$1,000
611 611 264	Learning	\$980	\$215	\$918	\$3,000	\$227	\$3,000	\$3,000
611 611 271	Telephone	\$5,989	\$6,263	\$6,455	\$6,500	\$3,219	\$6,500	\$6,500
611 611 272	Electricity	\$118,112	\$138,539	\$139,975	\$167,000	\$63,623	\$153,000	\$167,000
611 611 273	Fuel-Heating	\$39,689	\$82,218	\$41,386	\$50,000	\$33,951	\$50,000	\$50,000
611 611 274	Water Service	\$12,018	\$9,273	\$11,970	\$12,000	\$5,432	\$12,000	\$12,000
611 611 276	Landfill	\$184	\$212	\$310	\$350	\$136	\$350	\$350
611 611 277	Rubble	\$0	\$0	\$0	\$100	\$0	\$100	\$100
611 611 281	Billing & Administration	\$601,392	\$626,754	\$626,754	\$626,754	\$626,754	\$626,754	\$626,754
611 611 291	Depreciation	\$1,072,719	\$1,070,928	\$899,353	\$1,070,929	\$535,114	\$899,353	\$899,353
	Subtotal Other Current Expenditures	\$2,388,721	\$2,367,010	\$2,125,651	\$2,456,210	\$1,481,401	\$2,278,839	\$2,297,986
	Total Operating Expenditures	\$2,931,026	\$2,897,402	\$2,704,382	\$3,095,130	\$1,797,630	\$2,918,036	\$2,971,292

City of Yankton
Adopted 2017 Budget

Fund: Wastewater		Function: Improvement & Extension				Activity: Utilities Department		
ACCOUNT NO.	DESCRIPTION	2013 ACTUAL	2014 ACTUAL	2015 ACTUAL	2016 ADOPTED	2016 Y.T.D.	2016 ESTIMATED	2017 ADOPTED
	Revenues:							
	Net Gain(Loss)	(\$226,739)	(\$41,892)	\$335,519	\$30,485	(\$283,644)	\$112,371	\$52,349
	Depreciation	\$1,072,719	\$1,070,928	\$899,353	\$1,070,929	\$535,114	\$899,353	\$899,353
	Revolving Loan Fund	\$0	\$0	\$0	\$0	\$0	\$4,577,600	\$2,200,000
	Beginning Balance	\$1,786,656	\$1,635,933	\$1,635,187	\$1,879,954	\$1,071,433	\$1,071,433	\$42,312
	Total Funds Available	\$2,632,636	\$2,664,969	\$2,870,059	\$2,981,368	\$1,322,903	\$6,660,757	\$3,194,014
	Application of Funds Available							
	Principal on Debt	\$719,176	\$739,608	\$760,410	\$647,902	\$243,876	\$776,595	\$921,678
	Equipment	\$100	\$3,097	\$318,970	\$80,850	\$6,050	\$111,850	\$94,700
	Capital Repairs and Maintenance	\$0	\$0	\$0	\$166,000	\$20,304	\$190,000	\$186,000
	Special Projects	\$236,595	\$269,334	\$706,573	\$790,000	\$181,453	\$5,505,000	\$2,200,000
	Reserve for Future Improvements	\$0	\$0	\$0	\$35,000	\$0	\$35,000	\$35,000
	Total Applied	\$955,871	\$1,012,039	\$1,785,953	\$1,719,752	\$451,683	\$6,618,445	\$3,437,378
	Due From / Due To Account Adjustment	\$40,832	\$17,743	\$12,673	\$0	\$0	\$0	\$0
	Ending Balance	\$1,635,933	\$1,635,187	\$1,071,433	\$1,261,616	\$871,220	\$42,312	(\$243,364)

City of Yankton
Adopted 2017 Budget

Fund: Wastewater		Function: Improvement & Extension				Activity: Utilities Department		
ACCOUNT NO.	DESCRIPTION	2013 ACTUAL	2014 ACTUAL	2015 ACTUAL	2016 ADOPTED	2016 Y.T.D.	2016 ESTIMATED	2017 ADOPTED
614 614 411	SRF Loan Bond Interest	\$129,228	\$118,705	\$110,568	\$197,902	\$75,607	\$114,383	\$186,320
615 615 411	WW Bond Refund Interest	\$90,879	\$82,363	\$74,388	\$65,488	\$32,744	\$179,871	\$241,683
615 615 420	WW Bond Refund Premium Amt Exp	(\$1,654)	(\$1,654)	\$0	\$0	\$0	\$0	\$0
615 615 421	WW Bond Refund Fiscal Fees	\$500	\$500	\$500	\$500	\$500	\$500	\$500
	Total Interest&Fiscal Fees	\$218,953	\$199,914	\$185,456	\$263,890	\$108,851	\$294,754	\$428,503
611 611 580	Loss on Assets	\$0	\$0	\$0	\$0	\$0	\$0	\$0
	Total Nonoperating Expenses	\$218,953	\$199,914	\$185,456	\$263,890	\$108,851	\$294,754	\$428,503
611 611 610	Transfer to General	\$40,700	\$40,700	\$40,700	\$40,700	\$20,350	\$40,700	\$60,046
615 615 660	Transfer to WW State Revolving Loan	\$0	\$0	\$0	\$0	\$0	\$0	\$0
611 611 301	Capital Repair and Maintenance	\$0	\$0	\$0	\$166,000	\$20,304	\$190,000	\$186,000
611 611 322	Outfall Pipe	\$0	\$102,055	\$526,954	\$0	\$0	\$0	\$0
611 611 324	Lift Station Rehab	\$236,595	\$109,168	\$157,869	\$0	\$101,927	\$3,225,000	\$0
611 611 327	Lift Station Force Main	\$0	\$0	\$0	\$0	\$0	\$1,500,000	\$0
611 611 328	Lift Station Gravity Main	\$0	\$0	\$0	\$0	\$0	\$0	\$2,200,000
611 611 334	East Hwy 50 Utilities	\$0	\$58,111	\$21,750	\$780,000	\$79,526	\$780,000	\$0
611 611 338	East Hwy 50 Extension	\$0	\$0	\$0	\$10,000	\$0	\$0	\$0
611 611 350	Equipment	\$100	\$3,097	\$318,970	\$80,850	\$6,050	\$111,850	\$94,700
611 611 390	Reserve for Future Improvements	\$0	\$0	\$0	\$35,000	\$0	\$35,000	\$35,000
614 614 441	State Revolving Loan Fund Principal	\$294,176	\$304,608	\$315,410	\$197,902	\$243,876	\$326,595	\$461,678
615 615 441	WW Bond Refund Principal	\$425,000	\$435,000	\$445,000	\$450,000	\$0	\$450,000	\$460,000
	Total Imp. & Extensions	\$955,871	\$1,012,039	\$1,785,953	\$1,719,752	\$451,683	\$6,618,445	\$3,437,378

**CEMETERY
ACCOUNT #621**

PURPOSE OF THIS DEPARTMENT: Why does this department exist?

The mission of the division is to enhance the quality of life for the citizens of Yankton and the surrounding area by providing a well-maintained and well-documented cemetery.

DEPARTMENT PERSONNEL: one Equipment Operator and one seasonal worker.

City of Yankton
Adopted 2017 Budget

Fund: Cemetery		Function: Operations				Activity: Parks & Recreation		
ACCOUNT NO.	DESCRIPTION	2013 ACTUAL	2014 ACTUAL	2015 ACTUAL	2016 ADOPTED	2016 Y.T.D.	2016 ESTIMATED	2017 ADOPTED
	Operating Revenues	\$23,985	\$24,069	\$25,399	\$23,000	\$10,079	\$23,000	\$23,000
	Operating Expenses:							
	Personnel Services	\$57,777	\$60,367	\$66,199	\$70,459	\$35,496	\$73,486	\$77,323
	Insurance	\$471	\$507	\$533	\$579	\$497	\$579	\$608
	Repairs & Maintenance	\$17,881	\$12,620	\$14,102	\$13,300	\$5,823	\$13,700	\$14,000
	Supplies & Materials	\$674	\$1,991	\$2,749	\$4,300	\$1,601	\$4,300	\$4,000
	Utilities	\$1,194	\$1,899	\$1,414	\$1,400	\$1,062	\$1,400	\$1,500
	Depreciation	\$0	\$0	\$0	\$0	\$0	\$0	\$0
	Total Operating Expenses	\$78,023	\$77,390	\$84,997	\$90,038	\$44,479	\$93,465	\$97,431
	Net Operating Income(Loss)	(\$54,038)	(\$53,321)	(\$59,598)	(\$67,038)	(\$34,400)	(\$70,465)	(\$74,431)
	Non-Operating Revenue(Expense)							
	Interest	\$554	\$534	\$759	\$450	\$473	\$650	\$450
	Miscellaneous	\$1,250	\$1,400	\$650	\$1,300	\$450	\$1,300	\$1,300
	Operating Transfers In	\$60,459	\$70,558	\$91,031	\$131,288	\$112,788	\$123,086	\$125,181
	Total Non-Operating Revenue	\$62,263	\$72,492	\$92,440	\$133,038	\$113,711	\$125,036	\$126,931
	Due From / Due To Account Adjustment	\$0	\$0	\$0	\$0	\$0	\$0	\$0
	Net Income (Loss)	\$8,225	\$19,171	\$32,842	\$66,000	\$79,311	\$54,571	\$52,500

City of Yankton
Adopted 2017 Budget

Fund: Cemetery		Estimated Revenue				Activity: Parks & Recreation		
ACCOUNT NO.	DESCRIPTION	2013 ACTUAL	2014 ACTUAL	2015 ACTUAL	2016 ADOPTED	2016 Y.T.D.	2016 ESTIMATED	2017 ADOPTED
621 3491	Other Non-Taxable	\$0	\$0	\$0	\$0	\$0	\$0	\$0
621 3610	Interest	\$554	\$534	\$759	\$450	\$473	\$650	\$450
621 3640	Compensation Loss & Damage	\$0	\$0	\$0	\$0	\$0	\$0	\$0
621 3863	Sale of Lots-Perpetual Care	\$0	\$0	\$0	\$0	\$0	\$0	\$0
621 3864	Other Nonoperational Income	\$1,250	\$1,400	\$650	\$1,300	\$450	\$1,300	\$1,300
621 3910	Transfer from General Fund	\$60,459	\$70,558	\$91,031	\$131,288	\$112,788	\$123,086	\$125,181
	Total Nonoperating Revenue	\$62,263	\$72,492	\$92,440	\$133,038	\$113,711	\$125,036	\$126,931
621 3860	Sale of Lots - Operational	\$10,460	\$11,190	\$8,620	\$10,000	\$3,000	\$10,000	\$10,000
621 3861	Grave Openings	\$12,840	\$12,879	\$16,779	\$13,000	\$5,579	\$13,000	\$13,000
621 3865	Grave Openings Non-Taxable	\$685	\$0	\$0	\$0	\$1,500	\$0	\$0
621 3862	Other Operational - Cemetery	\$0	\$0	\$0	\$0	\$0	\$0	\$0
	Total Operating Revenue	\$23,985	\$24,069	\$25,399	\$23,000	\$10,079	\$23,000	\$23,000
	Total Revenues	\$86,248	\$96,561	\$117,839	\$156,038	\$123,790	\$148,036	\$149,931

City of Yankton
Adopted 2017 Budget

Fund: Cemetery

Function: Operating Expenses

Activity: Parks & Recreation

ACCOUNT NO.	DESCRIPTION	2013 ACTUAL	2014 ACTUAL	2015 ACTUAL	2016 ADOPTED	2016 Y.T.D.	2016 ESTIMATED	2017 ADOPTED
621 621 101	Regular Wages	\$40,143	\$41,514	\$44,290	\$46,422	\$23,538	\$46,422	\$48,388
621 621 102	Temporary Wages	\$3,342	\$4,176	\$4,761	\$4,500	\$1,930	\$4,800	\$5,376
621 621 103	Overtime Wages	\$883	\$626	\$2,309	\$2,000	\$2,239	\$5,000	\$5,000
621 621 111	OASI	\$3,297	\$3,497	\$3,883	\$4,049	\$2,083	\$4,301	\$4,495
621 621 121	Retirement	\$2,462	\$2,528	\$2,796	\$2,905	\$1,547	\$3,085	\$3,203
621 621 131	Worker's Compensation	\$904	\$986	\$1,090	\$1,065	(\$20)	\$1,221	\$1,343
621 621 132	Group Insurance	\$6,661	\$6,948	\$6,990	\$9,402	\$4,112	\$8,547	\$9,402
621 621 133	Unemployment Insurance	\$85	\$92	\$80	\$116	\$67	\$110	\$116
	Subtotal Personnel Services	\$57,777	\$60,367	\$66,199	\$70,459	\$35,496	\$73,486	\$77,323
621 621 201	Insurance	\$471	\$507	\$533	\$579	\$497	\$579	\$608
621 621 202	Professional Services	\$26	\$6	\$0	\$0	\$0	\$0	\$0
621 621 221	Rep. & Maint. - Equipment	\$3,836	\$2,287	\$3,393	\$1,900	\$1,209	\$2,300	\$2,500
621 621 222	Rep. & Maint. - Vehicles	\$250	\$1,242	\$568	\$400	\$46	\$400	\$500
621 621 223	Rep. & Maint. - Buildings	\$7,179	\$4,125	\$3,891	\$4,500	\$1,350	\$4,500	\$4,500
621 621 224	Rep. & Maint. - Central Garage	\$6,616	\$4,966	\$6,250	\$6,500	\$3,218	\$6,500	\$6,500
621 621 241	Agricultural Supplies	\$538	\$1,925	\$2,743	\$3,500	\$1,571	\$3,500	\$3,500
621 621 247	Small Tools & Hardware	\$136	\$66	\$6	\$800	\$30	\$800	\$500
621 621 271	Telephone	\$300	\$300	\$300	\$300	\$245	\$300	\$300
621 621 272	Electricity	\$882	\$1,599	\$1,114	\$1,100	\$817	\$1,100	\$1,200
621 621 273	Fuel-LP	\$0	\$0	\$0	\$0	\$0	\$0	\$0
621 621 276	Landfill	\$12	\$0	\$0	\$0	\$0	\$0	\$0
	Subtotal Other Current Expenditures	\$20,246	\$17,023	\$18,798	\$19,579	\$8,983	\$19,979	\$20,108
	Total Operating Expenses	\$78,023	\$77,390	\$84,997	\$90,038	\$44,479	\$93,465	\$97,431
621 621 301	Capital Repair and Maintenance	\$0	\$133	\$31	\$2,500	\$0	\$2,500	\$2,500
621 621 350	Equipment	\$13,000	\$17,750	\$29,375	\$63,500	\$28,838	\$58,000	\$50,000
	Total Capital Outlay	\$13,000	\$17,883	\$29,406	\$66,000	\$28,838	\$60,500	\$52,500

City of Yankton
Adopted 2017 Budget

Fund: Cemetery		Function: Capital				Activity: Parks & Recreation		
ACCOUNT NO.	DESCRIPTION	2013 ACTUAL	2014 ACTUAL	2015 ACTUAL	2016 ADOPTED	2016 Y.T.D.	2016 ESTIMATED	2017 ADOPTED
	Revenue:							
	Net Income(Loss)	\$8,225	\$19,171	\$32,842	\$66,000	\$79,311	\$54,571	\$52,500
	Beginning Balance	\$5,980	\$1,205	\$2,493	\$0	\$5,929	\$5,929	\$0
	Total Funds Available	\$14,205	\$20,376	\$35,335	\$66,000	\$85,240	\$60,500	\$52,500
	Application of Funds Available:							
	Equipment & Buildings	\$13,000	\$17,883	\$29,406	\$66,000	\$28,838	\$60,500	\$52,500
	Ending Balance	\$1,205	\$2,493	\$5,929	\$0	\$56,402	\$0	\$0

SOLID WASTE AND RECYCLING COLLECTION ACCOUNT #631

PURPOSE OF THIS DEPARTMENT: Why does this department exist?

To operate this enterprise fund in a business-like and productive manner to insure customers have an effective means to dispose of solid waste materials. To add to the community quality of life by providing clean and healthy conditions that comply with regulatory requirements.

DEPARTMENT PERSONNEL: 3 Senior Sanitation Truck Operators and 4 Sanitation Truck Operators.

City of Yankton
Adopted 2017 Budget

Fund: Solid Waste Collection Function: Operations Activity: Public Works Department

ACCOUNT NO.	DESCRIPTION	2013 ACTUAL	2014 ACTUAL	2015 ACTUAL	2016 ADOPTED	2016 Y.T.D.	2016 ESTIMATED	2017 ADOPTED
	Operating Revenues	\$860,454	\$900,271	\$932,051	\$927,736	\$472,826	\$939,473	\$1,096,582
	Operating Expenses:							
	Personnel Services	\$307,078	\$322,973	\$365,965	\$391,433	\$189,637	\$395,051	\$416,217
	Insurance	\$5,848	\$5,927	\$6,090	\$7,665	\$7,183	\$7,665	\$8,048
	Professional Services	\$5,593	\$6,141	\$4,332	\$7,000	\$2,557	\$7,000	\$7,000
	Publishing	\$1,324	\$622	\$710	\$800	\$255	\$800	\$1,600
	Tipping & Hauling Fees	\$131,051	\$135,800	\$149,772	\$146,000	\$86,313	\$148,000	\$148,000
	Repairs & Maintenance	\$73,210	\$54,533	\$46,589	\$86,500	\$17,906	\$84,000	\$107,500
	Supplies & Materials	\$5,620	\$5,049	\$6,080	\$6,385	\$2,242	\$6,430	\$9,130
	Utilities	\$418	\$448	\$473	\$620	\$265	\$620	\$620
	Billing & Administration	\$243,830	\$254,908	\$254,908	\$254,908	\$254,908	\$254,908	\$254,908
	Depreciation	\$60,472	\$56,577	\$51,689	\$56,577	\$25,736	\$56,577	\$56,577
	Total Operating Expenses	\$834,444	\$842,978	\$886,608	\$957,888	\$587,002	\$961,051	\$1,009,600
	Net Operating Income(Loss)	\$26,010	\$57,293	\$45,443	(\$30,152)	(\$114,176)	(\$21,578)	\$86,982
	Non-Operating Revenue(Expense)							
	Interest	\$1,567	\$1,714	\$2,863	\$1,000	\$2,220	\$2,800	\$1,000
	Miscellaneous	\$9,622	\$12,335	\$23,954	\$0	\$0	\$0	\$0
	Net Income before Transfers	\$37,199	\$71,342	\$72,260	(\$29,152)	(\$111,956)	(\$18,778)	\$402,982
	Operating Transfers out	\$0	\$0	\$0	\$0	\$0	\$0	\$0
	Net Income (Loss)	\$37,199	\$71,342	\$72,260	(\$29,152)	(\$111,956)	(\$18,778)	\$402,982

City of Yankton
Adopted 2017 Budget

Fund: Solid Waste Collection		Estimated Revenue				Activity: Public Works Department		
ACCOUNT NO.	DESCRIPTION	2013 ACTUAL	2014 ACTUAL	2015 ACTUAL	2016 ADOPTED	2016 Y.T.D.	2016 ESTIMATED	2017 ADOPTED
631 3340	State Grant	\$0	\$0	\$0	\$0	\$0	\$0	\$0
631 3350	SWMP State Grant	\$0	\$0	\$0	\$0	\$0	\$0	\$315,000
631 3437	Equip. & Material Charge Streets	\$9,622	\$12,335	\$23,954	\$0	\$0	\$0	\$0
631 3605	Interest on Loan to Second Penny	\$0	\$0	\$0	\$0	\$0	\$0	\$0
631 3610	Interest	\$1,567	\$1,714	\$2,863	\$1,000	\$2,220	\$2,800	\$1,000
631 3612	Sale of Fixed Assets	\$0	\$0	\$0	\$0	\$0	\$0	\$0
631 3666	Contributed Capital Revenue - Other Funds	\$0	\$0	\$0	\$0	\$0	\$0	\$0
	Total Nonoperating Revenue	\$11,189	\$14,049	\$26,817	\$1,000	\$2,220	\$2,800	\$316,000
631 3810	Collection Fees - Taxable	\$818,211	\$852,974	\$876,244	\$894,336	\$450,647	\$902,531	\$1,063,182
631 3811	Extra Household Tags Taxable	\$717	\$794	\$1,655	\$1,000	\$620	\$1,000	\$1,000
631 3812	Extra Household Tags Nontaxable	\$2,750	\$2,411	\$2,710	\$2,800	\$1,800	\$2,800	\$2,800
631 3813	Collection Fees - Nontaxable	\$9,452	\$9,565	\$9,828	\$9,600	\$4,908	\$9,600	\$9,600
631 3893	Sale of Salvage - Landfill	\$2,305	\$1,004	\$232	\$0	\$542	\$542	\$0
631 3894	Other Operational - Solid Waste	\$27,019	\$33,523	\$41,382	\$20,000	\$14,309	\$23,000	\$20,000
	Total Operating Revenue	\$860,454	\$900,271	\$932,051	\$927,736	\$472,826	\$939,473	\$1,096,582
	Total Revenues	\$871,643	\$914,320	\$958,868	\$928,736	\$475,046	\$942,273	\$1,412,582

City of Yankton
Adopted 2017 Budget

Fund: Solid Waste		Function: Operating Expenses Solid Waste Collection				Activity: Public Works Department		
ACCOUNT NO.	DESCRIPTION	2013 ACTUAL	2014 ACTUAL	2015 ACTUAL	2016 ADOPTED	2016 Y.T.D.	2016 ESTIMATED	2017 ADOPTED
631 631 101	Regular Wages	\$218,553	\$232,402	\$261,141	\$275,543	\$122,239	\$275,543	\$287,215
631 631 102	Temporary Wages	\$3,176	\$3,985	\$3,128	\$6,500	\$4,560	\$6,500	\$7,280
631 631 103	Overtime Wages	\$3,152	\$3,036	\$3,125	\$500	\$1,160	\$3,500	\$3,500
631 631 111	OASI	\$15,486	\$15,819	\$18,712	\$21,615	\$9,610	\$21,844	\$22,797
631 631 121	Retirement	\$12,191	\$12,333	\$14,734	\$16,563	\$7,404	\$16,743	\$17,443
631 631 131	Worker's Compensation	\$12,569	\$12,660	\$13,672	\$15,628	\$15,736	\$15,837	\$17,421
631 631 132	Group Insurance	\$41,426	\$42,175	\$51,023	\$54,450	\$28,497	\$54,450	\$59,895
631 631 133	Unemployment Insurance	\$525	\$563	\$430	\$634	\$431	\$634	\$666
		(\$1,503)	(\$13,878)	(\$13,548)				
	Subtotal Personnel Services	\$305,575	\$309,095	\$352,417	\$391,433	\$189,637	\$395,051	\$416,217
631 631 201	Insurance	\$5,848	\$5,927	\$6,090	\$7,665	\$7,183	\$7,665	\$8,048
631 631 202	Professional Services	\$4,441	\$4,938	\$3,192	\$4,000	\$1,613	\$4,000	\$4,000
631 631 203	Audit	\$1,152	\$1,203	\$1,140	\$3,000	\$944	\$3,000	\$3,000
631 631 211	Publishing	\$1,324	\$622	\$710	\$800	\$255	\$800	\$1,600
631 631 218	Clean-Up Week Tipping Fee	\$14,855	\$19,186	\$21,394	\$22,000	\$22,828	\$24,000	\$24,000
631 631 219	Landfill Tipping Fee	\$116,196	\$116,614	\$128,378	\$124,000	\$63,485	\$124,000	\$124,000
631 631 220	Labor, Equipment & Material Charge	\$12,127	\$12,424	\$9,326	\$12,000	\$903	\$12,000	\$12,000
631 631 221	Rep. & Maint. - Equipment	\$529	\$282	\$903	\$5,500	\$124	\$5,500	\$5,500
631 631 224	Rep. & Maint. - Central Garage	\$60,554	\$41,827	\$36,360	\$69,000	\$16,879	\$66,500	\$90,000
631 631 231	Postage	\$3,540	\$3,210	\$3,525	\$3,500	\$1,548	\$3,500	\$3,500
631 631 232	Office Supplies	\$600	\$230	\$841	\$800	\$154	\$800	\$800
631 631 233	Printing	\$966	\$1,057	\$1,070	\$1,500	\$273	\$1,500	\$4,200
631 631 234	Copies	\$0	\$0	\$144	\$35	\$39	\$80	\$80
631 631 243	Medical & Safety Supplies	\$247	\$346	\$250	\$250	\$96	\$250	\$250
631 631 244	Uniforms	\$267	\$206	\$250	\$250	\$117	\$250	\$250
631 631 247	Small Tools & Hardware	\$0	\$0	\$0	\$50	\$15	\$50	\$50
631 631 274	Water Service	\$301	\$338	\$352	\$420	\$191	\$420	\$420
631 631 275	Sewer Service	\$117	\$110	\$121	\$200	\$74	\$200	\$200
631 631 281	Billing & Administration	\$243,830	\$254,908	\$254,908	\$254,908	\$254,908	\$254,908	\$254,908
631 631 291	Depreciation	\$60,472	\$56,577	\$51,689	\$56,577	\$25,736	\$56,577	\$56,577
	Subtotal Other Current Expenditures	\$527,366	\$520,005	\$520,643	\$566,455	\$397,365	\$566,000	\$593,383
	Total Operating Expenses	\$832,941	\$829,100	\$873,060	\$957,888	\$587,002	\$961,051	\$1,009,600

City of Yankton
Adopted 2017 Budget

Fund: **Solid Waste Collection** Function: **Capital** Activity: **Public Works Department**

ACCOUNT NO.	DESCRIPTION	2013 ACTUAL	2014 ACTUAL	2015 ACTUAL	2016 ADOPTED	2016 Y.T.D.	2016 ESTIMATED	2017 ADOPTED
	Revenues:							
	Net Income(Loss)	\$37,199	\$71,342	\$72,260	(\$29,152)	(\$111,956)	(\$18,778)	\$402,982
	Depreciation	\$60,472	\$56,577	\$51,689	\$56,577	\$0	\$56,577	\$56,577
	Beginning Balance	\$619,784	\$693,455	\$821,374	\$838,049	\$945,222	\$945,222	\$838,049
	Total Funds Available	\$717,455	\$821,374	\$945,323	\$865,474	\$833,266	\$983,021	\$1,297,608
	Application of Funds Available:							
	Equipment	\$24,000	\$0	\$102	\$160,000	\$0	\$144,972	\$856,000
	Total Applied	\$24,000	\$0	\$102	\$160,000	\$0	\$144,972	\$856,000
	Due From / Due To Account Adjustment	\$0	\$0	\$0	\$0	\$0	\$0	\$0
	Ending Balance	\$693,455	\$821,374	\$945,222	\$705,474	\$833,266	\$838,049	\$441,608

City of Yankton
Adopted 2017 Budget

Fund: **Solid Waste Collection** Function: **Capital** Activity: **Public Works Department**

ACCOUNT NO.	DESCRIPTION	2013 ACTUAL	2014 ACTUAL	2015 ACTUAL	2016 ADOPTED	2016 Y.T.D.	2016 ESTIMATED	2017 ADOPTED
631 631 350	Equipment	\$0	\$0	\$102	\$160,000	\$0	\$144,972	\$856,000
631 631 610	Transfer to General	\$24,000	\$0	\$0	\$0	\$0	\$0	\$0
	Total Capital Outlay	\$24,000	\$0	\$102	\$160,000	\$0	\$144,972	\$856,000
631 631 656	Transfer to East Yankton	\$0	\$0	\$0	\$0	\$0	\$0	\$0

**JOINT POWERS
SOLID WASTE DISPOSAL AND RECYCLING
ACCOUNT #637**

PURPOSE OF THIS DEPARTMENT: Why does this department exist?

The Transfer Station exists to provide environmentally safe solid waste and rubble disposal for the city of Yankton and Yankton County. The Transfer Station also provides for the processing of recyclable materials.

DEPARTMENT PERSONNEL: one Transfer Station Superintendent, two Transfer Station Attendants, one Office Specialist, one Truck Driver and 0.66 Office Specialist.

City of Yankton
Adopted 2017 Budget

JOINT POWERS

Fund: Solid Waste Disposal and Recycling Function: Operations Activity: Joint Powers

ACCOUNT NO.	DESCRIPTION	2013 ACTUAL	2014 ACTUAL	2015 ACTUAL	2016 ADOPTED	2016 Y.T.D.	2016 ESTIMATED	2017 ADOPTED
	Operating Revenues	\$940,479	\$951,596	\$1,104,736	\$1,006,000	\$576,963	\$1,154,000	\$1,165,000
	Operating Expenses:							
	Personnel Services	\$247,286	\$230,135	\$258,024	\$313,878	\$159,021	\$298,991	\$294,869
	Insurance	\$13,662	\$13,590	\$13,956	\$17,325	\$16,034	\$16,513	\$17,339
	Cost of Service Provided	\$288,682	\$286,786	\$375,246	\$537,360	\$260,310	\$522,360	\$502,360
	Professional Services	\$24,055	\$26,159	\$19,699	\$32,000	\$6,204	\$32,944	\$33,000
	Publishing	\$908	\$1,302	\$716	\$1,300	\$59	\$1,300	\$1,300
	Rental	\$0	\$0	\$0	\$500	\$0	\$500	\$500
	Tipping & Hauling Fees	\$4,320	\$3,960	\$4,140	\$4,500	\$2,070	\$4,500	\$0
	Repairs & Maintenance	\$195,382	\$235,160	\$211,676	\$268,950	\$83,960	\$278,950	\$247,750
	Supplies & Materials	\$6,459	\$5,243	\$7,528	\$7,100	\$1,821	\$7,100	\$7,100
	Travel and Conference	\$0	\$0	\$275	\$500	\$0	\$500	\$500
	Utilities	\$22,336	\$26,016	\$20,895	\$30,190	\$15,146	\$30,190	\$30,190
	Depreciation	\$141,980	\$149,454	\$162,091	\$149,454	\$74,265	\$162,091	\$162,091
	Total Operating Expenses	\$945,070	\$977,805	\$1,074,246	\$1,363,057	\$618,890	\$1,355,939	\$1,296,999
	Net Operating Income(Loss)	(\$4,591)	(\$26,209)	\$30,490	(\$357,057)	(\$41,927)	(\$201,939)	(\$131,999)
	Non-Operating Revenue(Expense)							
	Interest	\$1,268	\$1,249	\$1,705	\$1,000	\$1,157	\$2,800	\$2,800
	Miscellaneous	\$30,632	\$48,847	\$2,304	\$100	\$5,427	\$5,382	\$100
	Total Non-Operating Revenues	\$31,900	\$50,096	\$19,309	\$751,100	(\$8,716)	\$758,182	\$2,900
	Net Income (Loss)	\$27,309	\$23,887	\$49,799	\$394,043	(\$50,643)	\$556,243	(\$129,099)

City of Yankton
Adopted 2017 Budget

Fund: Solid Waste Disposal and Recycling		Estimated Revenue				Activity: Joint Powers		
ACCOUNT NO.	DESCRIPTION	2013 ACTUAL	2014 ACTUAL	2015 ACTUAL	2016 ADOPTED	2016 Y.T.D.	2016 ESTIMATED	2017 ADOPTED
637 3341	State Grant / Gatehouse & Scale	\$0	\$0	\$15,300	\$375,000	(\$15,300)	\$375,000	\$0
637 3614	State Loan / Gatehouse & Scale	\$0	\$0	\$0	\$375,000	\$0	\$375,000	\$0
637 3610	Interest	\$1,268	\$1,249	\$1,705	\$1,000	\$1,157	\$2,800	\$2,800
637 3612	Sale of Fixed Assets	\$3,175	\$0	\$0	\$0	\$0	\$0	\$0
637 3615	Miscellaneous Reimbursements	\$0	\$370	\$358	\$0	\$110	\$55	\$0
637 3640	Compensation for Loss & Damage	\$24,600	\$43,500	\$0	\$0	\$0	\$0	\$0
637 3822	Cash Long	\$0	\$21	\$40	\$0	(\$10)	\$0	\$0
637 3840	Misc. - Non taxable	\$2,857	\$4,956	\$1,906	\$100	\$5,327	\$5,327	\$100
	Total Nonoperating Revenue	\$31,900	\$50,096	\$19,309	\$751,100	(\$8,716)	\$758,182	\$2,900
637 3830	Yard Waste	\$27	\$169	\$0	\$0	\$0	\$0	\$0
637 3850	Rubble	\$39,877	\$53,985	\$51,962	\$50,000	\$23,565	\$52,000	\$52,000
637 3860	Landfill-Transfer Fees	\$801,748	\$800,577	\$954,694	\$850,000	\$499,561	\$1,000,000	\$1,030,000
637 3870	Scrap Metals	\$4,072	\$3,853	\$4,462	\$5,000	\$2,613	\$5,000	\$5,000
637 3872	Aluminum	\$6,731	\$7,441	\$4,479	\$7,000	\$2,966	\$6,000	\$2,000
637 3873	Newspaper	\$7,672	\$8,079	\$7,918	\$8,000	\$6,618	\$9,000	\$3,000
637 3874	Cardboard	\$19,189	\$16,492	\$16,987	\$21,000	\$9,274	\$15,000	\$5,000
637 3879	Tipping Fee-Recycling	\$61,163	\$61,000	\$64,234	\$65,000	\$32,366	\$67,000	\$68,000
	Total Operating Revenue	\$940,479	\$951,596	\$1,104,736	\$1,006,000	\$576,963	\$1,154,000	\$1,165,000
	Total Revenues	\$972,379	\$1,001,692	\$1,124,045	\$1,757,100	\$568,247	\$1,912,182	\$1,167,900

City of Yankton
Adopted 2017 Budget

Fund: Solid Waste Disposal and Recycling Function: Operating Expenses Activity: Joint Powers
Transfer Station

ACCOUNT NO.	DESCRIPTION	2013 ACTUAL	2014 ACTUAL	2015 ACTUAL	2016 ADOPTED	2016 Y.T.D.	2016 ESTIMATED	2017 ADOPTED
637 637 101	Regular Wages	\$157,055	\$144,332	\$155,292	\$175,762	\$100,543	\$175,762	\$183,207
637 637 102	Temporary Wages	\$3,800	\$4,570	\$12,040	\$4,500	\$870	\$4,500	\$5,040
637 637 103	Overtime Wages	\$13,769	\$14,108	\$12,734	\$18,000	\$6,466	\$18,000	\$18,000
637 637 111	OASI	\$12,839	\$11,979	\$13,294	\$15,167	\$7,934	\$15,167	\$15,778
637 637 121	Retirement	\$10,249	\$9,506	\$10,082	\$11,626	\$6,421	\$11,626	\$12,072
637 637 131	Worker's Compensation	\$2,832	\$2,850	\$3,078	\$3,292	\$3,543	\$3,968	\$4,365
637 637 132	Group Insurance	\$29,796	\$27,931	\$29,537	\$43,450	\$20,899	\$43,450	\$47,795
637 637 133	Unemployment Insurance	\$354	\$325	\$310	\$358	\$325	\$358	\$376
		(\$1,252)	(\$11,562)	(\$7,576)				
	Subtotal Personnel Services	\$229,442	\$204,039	\$228,791	\$272,155	\$147,001	\$272,831	\$286,633
637 637 201	Insurance	\$13,458	\$13,383	\$13,743	\$17,052	\$15,783	\$16,240	\$17,052
637 637 202	Professional Services & Fees	\$10,683	\$12,202	\$18,559	\$17,000	\$5,260	\$17,000	\$17,000
637.637.203	Audit	\$1,152	\$1,203	\$1,140	\$0	\$944	\$944	\$1,000
637 637 206	Cost of Service Provided	\$255,091	\$254,775	\$345,862	\$492,360	\$241,451	\$492,360	\$492,360
637 637 211	Publishing & Advertising	\$776	\$1,154	\$531	\$300	\$59	\$300	\$300
637 637 212	Rental	\$0	\$0	\$0	\$500	\$0	\$500	\$500
637 637 220	Labor Equipment and Material Charges	\$31,426	\$44,679	\$35,341	\$12,000	\$7,440	\$12,000	\$12,000
637 637 221	Rep. & Maint. - Equip./Facil.	\$5,456	\$4,220	\$6,291	\$6,000	\$2,638	\$6,000	\$6,000
637 637 222	Rep. & Maint. - Vehicles	\$182	\$11,362	\$911	\$20,000	\$385	\$20,000	\$20,000
637 637 223	Rep. & Maint. - Buildings	\$12,899	\$5,303	\$9,769	\$14,000	\$10,339	\$14,000	\$14,000
637 637 224	Rep. & Maint. - Central Garage	\$120,937	\$139,958	\$117,458	\$194,000	\$51,487	\$194,000	\$194,000
637 637 231	Postage	\$527	\$552	\$515	\$500	\$249	\$500	\$500
637 637 232	Office Supplies	\$1,781	\$1,547	\$2,068	\$2,000	\$303	\$2,000	\$2,000
637 637 234	Copies	\$81	\$171	\$68	\$50	\$50	\$50	\$50
637 637 240	Operating Supplies & Materials	\$3,321	\$2,083	\$2,217	\$2,500	\$984	\$2,500	\$2,500
637 637 241	Agricultural Supplies	\$0	\$50	\$84	\$100	\$48	\$100	\$100
637 637 244	Uniforms	\$341	\$373	\$332	\$500	\$56	\$500	\$500
637 637 247	Small Tools & Hardware	\$16	\$202	\$270	\$250	\$95	\$250	\$250
637 637 265	Travel and Learning	\$0	\$0	\$275	\$500	\$0	\$500	\$500
637 637 271	Telephone	\$739	\$679	\$693	\$1,090	\$580	\$1,090	\$1,090
637 637 272	Electricity	\$6,637	\$6,717	\$7,167	\$8,200	\$3,510	\$8,200	\$8,200
637 637 273	Fuel - Heating	\$13,178	\$16,255	\$9,567	\$17,000	\$9,629	\$17,000	\$17,000
637 637 274	Water Service	\$1,025	\$1,447	\$2,000	\$2,000	\$845	\$2,000	\$2,000
637 637 275	Sewer Service	\$568	\$723	\$1,268	\$1,700	\$479	\$1,700	\$1,700
637 637 276	Landfill	\$189	\$195	\$200	\$200	\$103	\$200	\$200
637 637 291	Depreciation	\$101,630	\$109,104	\$121,741	\$109,104	\$54,035	\$121,741	\$121,741
	Subtotal Other Current Expenditures	\$582,093	\$628,337	\$698,070	\$918,906	\$406,752	\$931,675	\$932,543
	Total Operating Expenses	\$811,535	\$832,376	\$926,861	\$1,191,061	\$553,753	\$1,204,506	\$1,219,176

City of Yankton
Adopted 2017 Budget

Fund: Solid Waste Disposal and Recycling		Function: Operating Expenses Recycling Center-Yankton				Activity: Joint Powers		
ACCOUNT NO.	DESCRIPTION	2013 ACTUAL	2014 ACTUAL	2015 ACTUAL	2016 ADOPTED	2016 Y.T.D.	2016 ESTIMATED	2017 ADOPTED
637 638 101	Regular Wages	\$12,785	\$10,468	\$15,502	\$30,332	\$8,425	\$17,000	\$5,907
637 638 102	Temporary Wages	\$0	\$0	\$0	\$2,000	\$0	\$2,000	\$0
637 638 103	Overtime Wages	\$329	\$107	\$387	\$300	\$308	\$600	\$0
637 638 111	OASI	\$993	\$808	\$1,214	\$2,496	\$667	\$1,499	\$452
637 638 121	Retirement	\$787	\$634	\$953	\$1,838	\$524	\$1,056	\$354
637 638 132	Group Insurance	\$2,894	\$2,471	\$3,569	\$4,677	\$2,063	\$3,925	\$1,439
637 638 133	Unemployment Insurance	\$56	\$46	\$32	\$80	\$33	\$80	\$84
	Subtotal Personnel Services	\$17,844	\$14,534	\$21,657	\$41,723	\$12,020	\$26,160	\$8,236
637 638 201	Insurance	\$204	\$207	\$213	\$273	\$251	\$273	\$287
637 638 202	Professional Services & Fees	\$12,220	\$12,754	\$0	\$15,000	\$0	\$15,000	\$15,000
637 638 206	Cost of Service Provided	\$33,591	\$32,011	\$29,384	\$45,000	\$18,859	\$30,000	\$10,000
637 638 211	Publishing & Advertising	\$132	\$148	\$185	\$1,000	\$0	\$1,000	\$1,000
637 638 214	Transportation to Vermillion	\$4,320	\$3,960	\$4,140	\$4,500	\$2,070	\$4,500	\$0
637 638 215	Processing Recyclables	\$19,430	\$27,112	\$33,691	\$15,000	\$11,532	\$25,000	\$0
637 638 221	Rep. & Maint. - Equip./Facil.	\$573	\$15	\$0	\$1,250	\$0	\$1,250	\$1,250
637 638 222	Rep. & Maint. - Vehicles	\$0	\$0	\$0	\$0	\$0	\$0	\$0
637 638 223	Rep. & Maint. - Buildings	\$0	\$0	\$4,798	\$500	\$139	\$500	\$500
637 638 224	Rep. & Maint. - Central Garage	\$4,479	\$2,511	\$3,417	\$6,200	\$1,677	\$6,200	\$0
637 638 231	Postage	\$0	\$0	\$0	\$500	\$0	\$500	\$500
637 638 232	Office Supplies	\$392	\$265	\$1,974	\$500	\$36	\$500	\$500
637 638 234	Copies	\$0	\$0	\$0	\$200	\$0	\$200	\$200
637 638 291	Depreciation	\$40,350	\$40,350	\$40,350	\$40,350	\$20,230	\$40,350	\$40,350
	Subtotal Other Current Expenditures	\$115,691	\$119,333	\$118,152	\$130,273	\$54,794	\$125,273	\$69,587
	Total Operating Expenses	\$133,535	\$133,867	\$139,809	\$171,996	\$66,814	\$151,433	\$77,823

City of Yankton
Adopted 2017 Budget

Fund: Solid Waste Disposal and Recycling Function: Capital Activity: Joint Powers

ACCOUNT NO.	DESCRIPTION	2013 ACTUAL	2014 ACTUAL	2015 ACTUAL	2016 ADOPTED	2016 Y.T.D.	2016 ESTIMATED	2017 ADOPTED
	Revenues:							
	Net Income(Loss)	\$27,309	\$23,887	\$49,799	\$394,043	(\$50,643)	\$556,243	(\$129,099)
	Depreciation	\$141,980	\$149,454	\$162,091	\$149,454	\$74,265	\$162,091	\$162,091
	Beginning Balance	\$401,749	\$434,199	\$453,884	\$167,657	\$449,613	\$449,613	\$392,927
	Total Funds Available	\$571,038	\$607,540	\$665,774	\$711,154	\$473,235	\$1,167,947	\$425,918
	Application of Funds Available:							
	Equity Transfer to Vermillion	\$0	\$0	\$0	\$0	\$0	\$0	\$0
	Equipment	\$135,087	\$153,140	\$215,629	\$780,770	\$287,773	\$775,020	\$236,049
	Total Applied	\$135,087	\$153,140	\$215,629	\$780,770	\$287,773	\$775,020	\$236,049
	Due From / Due To Account Adjustment	(\$1,752)	(\$516)	(\$532)	\$0	\$0	\$0	\$0
	Ending Balance	\$434,199	\$453,884	\$449,613	(\$69,616)	\$185,462	\$392,927	\$189,869

City of Yankton
Adopted 2017 Budget

Fund: Solid Waste Disposal and Recycling Function: Capital Activity: Joint Powers

ACCOUNT NO.	DESCRIPTION	2013 ACTUAL	2014 ACTUAL	2015 ACTUAL	2016 ADOPTED	2016 Y.T.D.	2016 ESTIMATED	2017 ADOPTED
637 637 350	Transfer Station Equipment	\$70,543	\$129,162	\$153,402	\$0	\$0	\$0	\$130,000
637 637 390	Trench Excavation / Closure	\$0	\$0	\$0	\$0	\$0	\$0	\$25,000
637 638 411	Building Addition Interest	\$7,394	\$6,891	\$6,374	\$12,635	\$3,010	\$6,885	\$45,943
637 638 441	Building Addition Principal	\$16,586	\$17,087	\$17,603	\$18,135	\$9,000	\$18,135	\$26,106
637 638 320	Building & Structures	\$40,564	\$0	\$38,250	\$750,000	\$275,763	\$750,000	\$9,000
	Total Capital Outlay	\$135,087	\$153,140	\$215,629	\$780,770	\$287,773	\$775,020	\$236,049

FOX RUN GOLF COURSE
ACCOUNT #641

PURPOSE OF THIS DEPARTMENT: Why does this department exist?

The mission of the division is to enhance the quality of life for the citizens of Yankton and the surrounding area by providing a well-maintained and well-operated 18-hole golf course, clubhouse, pro shop, and practice range; as well as promoting events and tournaments, to serve a population with varied characteristics, interests, and needs.

DEPARTMENT PERSONNEL: one Course Superintendent, one Equipment Operator, one PGA Pro, one Golf Operations Manager, one Golf Operations Assistant Manager and approximately thirty seasonal workers.

City of Yankton
Adopted 2017 Budget

Fund: Golf Course		Function: Operations				Activity: Park & Recreation		
ACCOUNT NO.	DESCRIPTION	2013 ACTUAL	2014 ACTUAL	2015 ACTUAL	2016 ADOPTED	2016 Y.T.D.	2016 ESTIMATED	2017 ADOPTED
	Operating Revenues	\$728,168	\$760,272	\$766,084	\$869,940	\$429,545	\$866,005	\$683,180
	Operating Expenses:							
	Personnel Services	\$331,893	\$341,019	\$337,268	\$370,992	\$218,728	\$412,650	\$458,507
	Insurance	\$4,944	\$5,066	\$5,148	\$6,405	\$6,071	\$6,100	\$6,405
	Professional Services	\$30,105	\$29,026	\$25,931	\$30,400	\$17,744	\$30,900	\$30,900
	Publishing	\$0	\$0	\$0	\$0	\$0	\$0	\$0
	Repairs & Maintenance	\$54,541	\$54,238	\$74,719	\$57,500	\$23,550	\$52,500	\$52,500
	Supplies & Materials	\$285,241	\$289,353	\$260,010	\$283,275	\$161,465	\$287,520	\$204,150
	Travel & Conference	\$2,781	\$1,798	\$1,148	\$3,500	\$1,245	\$3,650	\$3,650
	Utilities	\$29,535	\$30,226	\$31,027	\$36,500	\$12,023	\$34,400	\$35,900
	Billing & Administration	\$67,340	\$67,340	\$67,340	\$67,340	\$67,340	\$67,340	\$0
	Depreciation	\$58,544	\$60,287	\$56,085	\$55,745	\$30,772	\$55,745	\$55,745
	Total Operating Expenses	\$864,924	\$878,353	\$858,676	\$911,657	\$538,938	\$950,805	\$847,757
	Net Operating Income(Loss)	(\$136,756)	(\$118,081)	(\$92,592)	(\$41,717)	(\$109,393)	(\$84,800)	(\$164,577)
	Non-Operating Revenue(Expense)							
	Interest	\$112	\$92	\$240	\$0	\$0	\$0	\$0
	Miscellaneous	\$659	\$660	\$904	\$600	\$0	\$600	\$600
	Gain on disposition of Assets	\$0	\$0	\$650	\$0	\$0	\$0	\$0
	Nonoperating Income	\$771	\$752	\$1,794	\$600	\$0	\$600	\$600
	Net Income (loss)	(\$135,985)	(\$117,329)	(\$90,798)	(\$41,117)	(\$109,393)	(\$84,200)	(\$163,977)

City of Yankton
Adopted 2017 Budget

Fund: Golf Course		Estimated Revenue				Activity: Parks & Recreation		
ACCOUNT NO.	DESCRIPTION	2013 ACTUAL	2014 ACTUAL	2015 ACTUAL	2016 ADOPTED	2016 Y.T.D.	2016 ESTIMATED	2017 ADOPTED
641 3610	Interest	\$112	\$92	\$240	\$0	\$0	\$0	\$0
641 3612	Sale of Fixed Assets	\$0	\$0	\$650	\$0	\$0	\$0	\$0
641 3615	Miscellaneous Reimbursements	\$660	\$661	\$903	\$600	\$0	\$600	\$600
641 3640	Compensation Loss & Damage	\$0	\$0	\$0	\$0	\$0	\$0	\$0
641 3690	Miscellaneous	(\$1)	(\$1)	\$1	\$0	\$0	\$0	\$0
	Total Nonoperating Revenue	\$771	\$752	\$1,794	\$600	\$0	\$600	\$600
641 3701	Cash Long	\$659	\$1,178	\$2,189	\$1,000	\$478	\$1,000	\$1,000
641 3710	Prepared Food	\$39,104	\$32,322	\$27,165	\$33,000	\$11,776	\$34,580	\$33,580
641 3711	Prepared Food - NON-Taxable	\$661	\$940	\$1,062	\$600	\$785	\$785	\$600
641 3714	Pre-Packaged Food	\$5,783	\$7,277	\$10,741	\$7,700	\$3,958	\$10,700	\$10,700
641 3718	Beer	\$84,982	\$85,583	\$78,085	\$89,000	\$34,065	\$89,000	\$85,000
641 3720	Pop	\$21,481	\$21,286	\$24,647	\$23,000	\$9,487	\$23,000	\$25,000
641 3735	Simulator	\$0	\$0	\$5,452	\$4,000	\$5,049	\$6,000	\$6,000
641 3736	Simulator Non-Taxable	\$0	\$0	\$585	\$1,200	\$500	\$1,200	\$1,200
641 3740	Season Pass	\$165,687	\$173,299	\$167,195	\$175,000	\$166,653	\$167,000	\$164,000
641 3741	Season Pass-Non-Taxable	\$3,387	\$3,387	\$3,522	\$3,500	\$3,447	\$3,500	\$3,500
641 3742	Greens Fees-Weekends/Holidays	\$47,367	\$57,155	\$51,384	\$59,000	\$22,129	\$45,000	\$45,000
641 3743	Greens Fees-Non-Taxable	\$2,998	\$3,949	\$11,855	\$6,500	\$3,410	\$6,500	\$6,500
641 3744	Greens Fees-Weekdays	\$61,667	\$68,173	\$78,733	\$70,000	\$25,820	\$80,000	\$80,000
641 3746	Golf Car Rental	\$61,548	\$63,572	\$61,781	\$65,000	\$35,668	\$65,000	\$65,000
641 3747	Golf Car Rental - NON-Taxable	\$0	\$1,215	\$0	\$0	\$524	\$524	\$0
641 3749	Golf Car Storage	\$20,139	\$19,500	\$25,750	\$25,200	\$23,582	\$23,582	\$21,600
641 3750	Trail Fees	\$27,021	\$26,297	\$28,590	\$29,000	\$27,149	\$29,000	\$29,000
641 3752	Pull Cart Rental	\$146	\$263	\$262	\$300	\$213	\$300	\$300
641 3753	Golf Club Rental	\$1,016	\$849	\$637	\$1,000	\$338	\$800	\$800
641 3754	Driving Range	\$13,527	\$13,200	\$18,846	\$15,000	\$10,960	\$18,000	\$18,000
641 3755	Driving Range Non-Taxable	\$444	\$499	\$568	\$800	\$540	\$800	\$800
641 3756	Handicapping	\$8,332	\$8,558	\$7,053	\$9,000	\$7,808	\$8,500	\$8,500
641 3760	Golf Balls	\$25,056	\$22,952	\$23,762	\$24,000	\$7,952	\$24,000	\$14,000
641 3762	Gloves	\$6,692	\$6,335	\$7,380	\$7,000	\$2,283	\$7,000	\$2,000
641 3764	Golf Caps/Visors	\$7,487	\$5,780	\$10,319	\$7,000	\$2,683	\$7,000	\$1,800
641 3766	Merchandise	\$37,525	\$34,322	\$32,986	\$38,000	\$4,660	\$38,000	\$12,500
641 3767	Merchandise Non-Taxable	\$1,890	\$721	\$897	\$1,000	\$157	\$1,000	\$500
641 3768	Golf Equipment	\$58,642	\$73,603	\$47,265	\$70,000	\$11,154	\$70,000	\$12,500
641 3770	Miscellaneous Merchandise	\$0	\$779	\$0	\$0	\$94	\$94	\$0
641 3783	Tournament Fee (Non taxable)	\$1,406	\$0	\$476	\$0	\$0	\$0	\$0
641 3784	Leagues	\$1,434	\$0	\$7,946	\$0	\$0	\$0	\$0
641 3788	Junior Golf Program	\$3,394	\$3,719	\$5,077	\$4,000	\$0	\$4,000	\$4,000
641 3790	Club Repairs	\$9,628	\$11,102	\$8,231	\$11,000	\$3,448	\$11,000	\$11,000
641 3792	Lessons	\$5,490	\$5,957	\$5,543	\$6,500	\$75	\$6,500	\$3,500
641 3793	Golf Cart Ads	\$3,575	\$6,500	\$10,100	\$15,300	\$2,700	\$15,300	\$15,300
641 3910	Transfer from General Fund	\$0	\$0	\$0	\$67,340	\$0	\$67,340	\$0
	Total Operating Revenue	\$728,168	\$760,272	\$766,084	\$869,940	\$429,545	\$866,005	\$683,180
	Total Revenues	\$728,939	\$761,024	\$767,878	\$870,540	\$429,545	\$866,605	\$683,780

City of Yankton
Adopted 2017 Budget

Fund: Golf Course		Operating Expenses				Activity: Parks & Recreation		
ACCOUNT NO.	DESCRIPTION	2013 ACTUAL	2014 ACTUAL	2015 ACTUAL	2016 ADOPTED	2016 Y.T.D.	2016 ESTIMATED	2017 ADOPTED
641 641 101	Regular Wages	\$203,552	\$193,023	\$181,387	\$213,379	\$127,458	\$235,000	\$250,000
641 641 102	Temporary Wages	\$67,026	\$83,757	\$97,327	\$80,000	\$48,826	\$100,000	\$112,000
641 641 103	Overtime Wages	\$0	\$0	\$0	\$500	\$0	\$500	\$10,000
641 641 111	OASI	\$19,882	\$21,521	\$20,682	\$22,482	\$13,309	\$25,666	\$28,458
641 641 121	Retirement	\$11,734	\$12,061	\$10,548	\$12,833	\$7,733	\$12,833	\$15,600
641 641 131	Worker's Comp	\$2,481	\$2,498	\$2,698	\$2,867	\$3,105	\$3,198	\$3,518
641 641 132	Group Insurance	\$26,608	\$27,470	\$23,958	\$37,510	\$17,790	\$34,100	\$37,510
641 641 133	Unemployment Insurance	\$610	\$689	\$668	\$1,421	\$507	\$1,353	\$1,421
		(\$1,002)	(\$1,002)					
	Subtotal Personnel Services	\$330,891	\$340,017	\$337,268	\$370,992	\$218,728	\$412,650	\$458,507
641 641 201	Insurance	\$4,944	\$5,066	\$5,148	\$6,405	\$6,071	\$6,100	\$6,405
641 641 202	Professional Services	\$320	\$132	\$203	\$500	\$222	\$500	\$500
641 641 203	Bank Card Discounts	\$9,127	\$12,034	\$10,517	\$13,000	\$5,676	\$12,000	\$12,000
641 641 204	Contracted Services-Operations	\$15,220	\$4,033	\$6,222	\$8,000	\$1,940	\$8,000	\$8,000
641 641 209	Licenses	\$290	\$1,880	\$1,520	\$1,900	\$1,775	\$1,900	\$1,900
641 641 210	Promotional	\$48	\$5,433	\$0	\$1,000	\$0	\$1,000	\$1,000
641 641 211	Advertising	\$5,100	\$5,514	\$7,469	\$6,000	\$8,131	\$7,500	\$7,500
641 641 221	Repairs & Maint.-Equipment	\$14,095	\$19,385	\$28,248	\$14,000	\$5,308	\$15,000	\$15,000
641 641 222	Repairs & Maint.-Vehicles	\$1,843	\$0	\$472	\$1,500	\$0	\$500	\$500
641 641 223	Repairs & Maint.-Buildings	\$17,098	\$16,808	\$33,660	\$21,000	\$16,251	\$19,000	\$19,000
641 641 224	Repairs & Maint.-Central Garage	\$21,505	\$18,045	\$12,339	\$21,000	\$1,991	\$18,000	\$18,000
641 641 231	Postage	\$940	\$476	\$491	\$700	\$208	\$600	\$600
641 641 232	Office Supplies	\$798	\$2,586	\$1,512	\$1,300	\$2,326	\$3,500	\$1,500
641 641 233	Printing & Binding	\$0	\$0	\$544	\$0	\$0	\$0	\$0
641 641 234	Copies	\$109	\$47	\$0	\$100	\$0	\$100	\$100
641 641 235	Subscriptions & Publications	\$0	\$0	\$0	\$0	\$2,800	\$2,800	\$750
641 641 236	Janitorial Supplies	\$3,306	\$3,255	\$2,300	\$4,000	\$1,285	\$4,000	\$4,000
641 641 240	Chemicals & Gases	\$35,240	\$32,824	\$34,527	\$39,000	\$22,696	\$39,000	\$39,000
641 641 241	Agricultural Supplies	\$8,869	\$11,434	\$7,276	\$9,000	\$3,910	\$9,000	\$9,000
641 641 242	Recreation Supplies	\$3,707	\$6,720	\$2,641	\$4,000	\$1,921	\$4,000	\$4,000
641 641 243	Medical & Safety Supplies	\$0	\$0	\$0	\$100	\$18	\$100	\$100
641 641 244	Uniforms & Dry Goods	\$677	\$1,035	\$592	\$1,000	\$566	\$1,000	\$1,000
641 641 247	Small Tools & Hardware	\$207	\$75	\$0	\$900	\$105	\$200	\$200
641 641 261	Membership Dues	\$671	\$996	\$789	\$1,000	\$1,313	\$1,400	\$1,400
641 641 263	Travel Expense	\$0	\$92	\$0	\$1,000	\$966	\$1,000	\$1,000
641 641 264	Learning	\$0	\$0	\$0	\$0	\$230	\$250	\$250
641 641 265	Conferences & Meetings	\$2,110	\$710	\$359	\$1,500	\$49	\$1,000	\$1,000
641 641 271	Telephone	\$2,098	\$2,116	\$2,404	\$2,800	\$1,401	\$2,800	\$2,800
641 641 272	Electricity	\$17,468	\$17,610	\$21,203	\$21,500	\$7,154	\$20,000	\$21,500
641 641 273	Fuel-Heating	\$5,649	\$5,965	\$2,846	\$6,500	\$1,844	\$6,000	\$6,000
641 641 274	Water Service	\$1,993	\$2,755	\$2,823	\$3,000	\$1,048	\$3,000	\$3,000

City of Yankton
Adopted 2017 Budget

Fund: Golf Course		Operating Expenses				Activity: Parks & Recreation		
ACCOUNT NO.	DESCRIPTION	2013 ACTUAL	2014 ACTUAL	2015 ACTUAL	2016 ADOPTED	2016 Y.T.D.	2016 ESTIMATED	2017 ADOPTED
641 641 275	Sewer Service	\$1,767	\$1,734	\$1,751	\$2,100	\$576	\$2,000	\$2,000
641 641 276	Landfill	\$560	\$46	\$0	\$600	\$0	\$600	\$600
641 641 281	Billing and Administration	\$67,340	\$67,340	\$67,340	\$67,340	\$67,340	\$67,340	\$0
641 641 291	Depreciation	\$58,544	\$60,287	\$56,085	\$55,745	\$30,772	\$55,745	\$55,745
	Subtotal Other Current Expenditures	\$301,643	\$306,433	\$311,281	\$317,490	\$195,893	\$314,935	\$245,350
641 641 701	Cash Short	\$672	\$1,294	\$2,471	\$1,000	\$1,194	\$2,500	\$2,500
641 641 710	Entree	\$32,436	\$27,160	\$21,177	\$26,000	\$6,832	\$26,000	\$26,000
641 641 714	Candy	\$4,329	\$3,724	\$4,152	\$4,000	\$1,174	\$4,000	\$4,000
641 641 718	Beer	\$29,848	\$28,122	\$25,990	\$30,000	\$13,637	\$27,000	\$27,000
641 641 720	Beverages	\$9,157	\$9,771	\$9,009	\$10,000	\$3,574	\$9,000	\$9,000
641 641 722	Drinks	\$0	\$0	\$0	\$0	\$20	\$20	\$0
641 641 724	Coffee	\$0	\$0	\$0	\$75	\$204	\$400	\$100
641 641 728	Miscellaneous Concessions	\$0	\$0	\$0	\$0	\$800	\$800	\$0
641 641 746	Golf Car Rental	\$25,477	\$28,206	\$24,931	\$26,000	\$24,581	\$26,000	\$26,000
641 641 749	Reimbursement-Golf Shed Rental	\$0	\$342	\$0	\$0	\$0	\$0	\$0
641 641 752	Pull Carts - Rental	\$0	\$852	\$0	\$0	\$0	\$0	\$0
641 641 754	Driving Range	\$2,385	\$2,297	\$1,750	\$2,500	\$3,276	\$3,300	\$2,500
641 641 756	Handicapping	\$6,948	\$7,725	\$5,065	\$7,800	\$6,620	\$7,800	\$7,800
641 641 760	Golf Balls	\$21,320	\$18,882	\$29,423	\$24,000	\$24,646	\$25,000	\$10,000
641 641 762	Gloves	\$5,083	\$4,889	\$1,590	\$3,200	\$3,056	\$3,200	\$1,000
641 641 764	Golf Caps/Visors	\$3,667	\$3,505	\$6,582	\$3,600	\$2,555	\$3,000	\$1,000
641 641 766	Merchandise	\$35,780	\$21,750	\$37,786	\$23,000	\$11,853	\$23,000	\$10,000
641 641 768	Golf Equipment	\$47,783	\$63,852	\$33,242	\$55,000	\$18,726	\$55,000	\$10,000
641 641 784	Leagues	\$0	\$0	\$150	\$0	\$0	\$150	\$0
641 641 788	Junior Golf Program	\$790	\$1,060	\$560	\$1,000	\$0	\$1,000	\$1,000
641 641 790	Club Repairs	\$5,713	\$6,957	\$6,249	\$6,000	\$2,832	\$6,000	\$6,000
641 641 791	Miscellaneous	\$0	\$513	\$0	\$0	\$50	\$50	\$0
	Subtotal Resale Expenditures	\$231,388	\$230,901	\$210,127	\$223,175	\$125,630	\$223,220	\$143,900
	Total Operating Expenditures	\$863,922	\$877,351	\$858,676	\$911,657	\$540,251	\$950,805	\$847,757

City of Yankton
Adopted 2017 Budget

Fund: Golf Course		Function: Improvement & Extensions				Activity: Parks & Recreation		
ACCOUNT NO.	DESCRIPTION	2013 ACTUAL	2014 ACTUAL	2015 ACTUAL	2016 ADOPTED	2016 Y.T.D.	2016 ESTIMATED	2017 ADOPTED
	Revenues:							
	Net Gain(Loss)	(\$135,985)	(\$117,329)	(\$90,798)	(\$41,117)	(\$109,393)	(\$84,200)	(\$163,977)
	Depreciation	\$58,544	\$60,287	\$56,085	\$55,745	\$30,772	\$55,745	\$55,745
	Beginning Balance	(\$45,130)	(\$122,571)	(\$228,096)	\$179,579	(\$299,700)	(\$299,700)	(\$489,969)
	Total Funds Available	(\$122,571)	(\$179,613)	(\$262,809)	\$194,207	(\$378,321)	(\$328,155)	(\$598,201)
	Application of Funds Available							
	Equipment	\$0	\$48,483	\$36,891	\$139,500	\$20,549	\$161,814	\$77,000
	Total Applied	\$0	\$48,483	\$36,891	\$139,500	\$20,549	\$161,814	\$77,000
	Due to / Due From	\$0	\$0	\$0	\$0	\$0	\$0	\$0
	Ending Balance	(\$122,571)	(\$228,096)	(\$299,700)	\$54,707	(\$398,870)	(\$489,969)	(\$675,201)

**CENTRAL GARAGE
ACCOUNT #801**

PURPOSE OF THIS DEPARTMENT: Why does this department exist?

Provide quick and effective customer service response for the proper maintenance of the City's fleet of vehicles and mobile equipment.

DEPARTMENT PERSONNEL: one Fleet Supervisor and one Fleet Mechanic.

City of Yankton
Adopted 2017 Budget

Fund: Central Garage		Function: Improvement & Extension				Activity: Public Works		
ACCOUNT NO.	DESCRIPTION	2013 ACTUAL	2014 ACTUAL	2015 ACTUAL	2016 ADOPTED	2016 Y.T.D.	2016 ESTIMATED	2017 ADOPTED
801 801 580	Loss on Disposition of Assets	\$0	\$0	\$0	\$0	\$0	\$0	\$0
	Total Nonoperating Expenses	\$0	\$0	\$0	\$0	\$0	\$0	\$0
801 801 350	Equipment	\$3,768	\$1,101	\$36,486	\$50,000	\$65,198	\$114,328	\$35,000
	Total Capital Expenditures	\$3,768	\$1,101	\$36,486	\$50,000	\$65,198	\$114,328	\$35,000

CITY OF YANKTON

FIVE YEAR CAPITAL IMPROVEMENT PLAN

FISCAL YEARS 2016 – 2020





CITY OF YANKTON



FIVE YEAR CAPITAL IMPROVEMENT PLAN

FISCAL YEARS 2016 – 2020






INTRODUCTION



The Fiscal Year 2016-2020 Capital Improvement Plan (CIP) is an update of the City's annual capital improvement planning process. The five-year plan provides a schedule for capital projects and identifies funding sources.

The CIP is vital to the City of Yankton. It is a plan for physical improvements to public facilities / infrastructure and the purchase of capital equipment. The plan additionally has a positive economic impact on the local economy. The City Commission has recognized the importance of this planning process and annually engages in the preparation, review and adoption of the Capital Improvement Plan. Public meetings are held annually to review the five-year plan.

The five-year CIP is revised annually to include new projects, reflect changes in priorities and to extend the plan an additional year. The first year of the plan is the current year and is adjusted throughout the year as needs dictate or when changes are made to existing approved projects.

Legend

-  **100 Series – General Fund**
-  **200 Series – Special Revenues**
-  **500 Series – Capital Projects**
-  **600 Series – Enterprise Fund**
-  **800 series – Internal Services**

-  **Recent Changes to the Plan – Increases or Funding Changes**
-  **Recent Changes to the Plan – Decreases**

CITY OF YANKTON
FIVE YEAR CAPITAL IMPROVEMENT PLAN

DEPARTMENT	DESCRIPTION	2016	2017	2018	2019	2020	TOTAL
CITY MANAGER'S OFFICE	OFFICE FURNITURE / EQUIPMENT	\$1,000	\$1,000	\$1,000	\$1,000	\$1,000	\$5,000
101.102.xxx	MEETING ROOM IMPROVEMENTS	\$0	\$6,000	\$0	\$0	\$0	\$6,000
	TOTAL	\$1,000	\$7,000	\$1,000	\$1,000	\$1,000	\$11,000
	GENERAL	\$1,000	\$7,000	\$1,000	\$1,000	\$1,000	\$11,000
FINANCE	OFFICE FURNITURE / EQUIPMENT	\$1,000	\$1,000	\$1,000	\$1,000	\$1,000	\$5,000
101.104.xxx	TOTAL	\$1,000	\$1,000	\$1,000	\$1,000	\$1,000	\$5,000
	GENERAL	\$1,000	\$1,000	\$1,000	\$1,000	\$1,000	\$5,000
INFORMATION SERVICES	SERVER & COMPUTER EQUIPMENT	\$61,147	\$30,000	\$30,000	\$30,000	\$30,000	\$181,147
101.105.xxx	AS400 REPLACEMENT OR PC SYSTEM CONVERSION	\$0	\$0	\$0	\$0	\$200,000	\$200,000
	OFFICE FURNITURE / EQUIPMENT	\$1,000	\$1,000	\$1,000	\$1,000	\$1,000	\$5,000
	PLOTTER / PRINTER REPLACEMENT	\$26,000	\$2,000	\$2,000	\$2,000	\$2,000	\$34,000
	WIDE FORMAT SCANNER	\$16,000	\$0	\$0	\$0	\$0	\$16,000
	TECHNOLOGY EQUIPMENT	\$5,000	\$1,000	\$1,000	\$1,000	\$2,000	\$10,000
	DIGITAL CAMERA	\$1,000	\$0	\$0	\$0	\$0	\$1,000
	GIS SOFTWARE AND EQUIPMENT	\$25,000	\$0	\$0	\$0	\$0	\$25,000
	SOFTWARE UPGRADE / MAINTENANCE	\$2,000	\$3,000	\$3,000	\$3,000	\$3,000	\$14,000
	TOTAL	\$137,147	\$37,000	\$37,000	\$37,000	\$238,000	\$486,147
	GENERAL	\$137,147	\$37,000	\$37,000	\$37,000	\$238,000	\$486,147
COMMUNITY DEVELOPMENT	VEHICLE REPLACEMENT	\$0	\$0	\$25,000	\$0	\$0	\$25,000
101.106.xxx	OFFICE FURNITURE / EQUIPMENT	\$1,000	\$0	\$1,000	\$0	\$1,000	\$3,000
	BUILDING PERMIT, ORDINANCE COMPLIANCE, ZONING SOFTWARE SYSTEM	\$30,000	\$0	\$0	\$0	\$0	\$30,000
	TOTAL	\$31,000	\$0	\$26,000	\$0	\$1,000	\$58,000
	GENERAL	\$31,000	\$0	\$26,000	\$0	\$1,000	\$58,000

165

CITY OF YANKTON
FIVE YEAR CAPITAL IMPROVEMENT PLAN

DEPARTMENT	DESCRIPTION	2016	2017	2018	2019	2020	TOTAL
POLICE	RANGE UPGRADE	\$10,000	\$3,000	\$3,000	\$3,000	\$3,000	\$22,000
101.111.xxx	VEHICLE REPLACEMENTS	\$75,000	\$75,000	\$82,000	\$85,000	\$85,000	\$402,000
	PROTECTIVE VESTS	\$7,000	\$7,000	\$7,000	\$7,000	\$7,000	\$35,000
	K-9 DOG UNIT	\$15,000	\$2,000	\$2,000	\$2,000	\$2,000	\$23,000
	SPECIAL RESPONSE TEAM EQUIPMENT	\$7,816	\$6,000	\$6,000	\$6,000	\$7,000	\$32,816
	TASERS	\$4,500	\$4,500	\$4,500	\$4,500	\$4,500	\$22,500
	VIDEO CAMERA AND RECORDER-PATROL CARS	\$1,000	\$1,000	\$5,000	\$1,000	\$1,000	\$9,000
	RADIOS	\$110,700	\$510,000	\$1,000	\$1,000	\$1,000	\$623,700
	PORTABLE RADIOS	\$75,000	\$0	\$6,000	\$0	\$6,000	\$87,000
	IN CAR COMPUTERS	\$7,500	\$7,500	\$5,000	\$5,000	\$5,000	\$30,000
	REPLACE RADAR	\$9,500	\$7,500	\$7,500	\$7,500	\$7,500	\$39,500
	FURNITURE	\$2,500	\$2,500	\$2,500	\$2,500	\$2,500	\$12,500
	DETECTIVE EQUIPMENT	\$4,000	\$4,000	\$4,000	\$4,000	\$4,000	\$20,000
	CAMERAS	\$900	\$900	\$900	\$900	\$900	\$4,500
	WEAPONS	\$4,200	\$0	\$0	\$1,500	\$0	\$5,700
	TOTAL	\$334,616	\$630,900	\$136,400	\$130,900	\$136,400	\$1,369,216
	GENERAL	\$334,616	\$120,900	\$136,400	\$130,900	\$136,400	\$859,216
	LOAN	\$0	\$510,000	\$0	\$0	\$0	\$510,000
	TOTAL	\$334,616	\$630,900	\$136,400	\$130,900	\$136,400	\$1,369,216
ANIMAL CONTROL	SHELTER RENOVATION	\$0	\$0	\$0	\$0	\$0	\$0
101.113.xxx	TOTAL	\$0	\$0	\$0	\$0	\$0	\$0
	GENERAL	\$0	\$0	\$0	\$0	\$0	\$0
	TOTAL	\$0	\$0	\$0	\$0	\$0	\$0

166

CITY OF YANKTON
FIVE YEAR CAPITAL IMPROVEMENT PLAN

DEPARTMENT	DESCRIPTION	2016	2017	2018	2019	2020	TOTAL
FIRE	2ND STATION DEBT SERVICE	\$190,232	\$190,232	\$190,232	\$190,232	\$190,232	\$951,160
101.114.xxx	2ND STATION - OTHER DEBT SERVICE	\$1,425	\$1,425	\$1,425	\$1,425	\$1,425	\$7,125
	CYCLICAL REPLACEMENT OF PERSONAL PROTECTIVE EQUIPMENT	\$10,000	\$10,000	\$10,000	\$10,000	\$10,000	\$50,000
	CYCLICAL REPLACEMENT OF FIRE HOSE/NOZZLES/WATER EQUIPMENT	\$2,500	\$2,500	\$2,500	\$2,500	\$2,500	\$12,500
	CYCLICAL REPLACEMENT OF PAGERS (50 x \$550 No parts after 2019)	\$0	\$0	\$0	\$0	\$27,500	\$27,500
	FIRE GRANT EQUIPMENT (95/5)	\$300,000	\$300,000	\$300,000	\$0	\$0	\$900,000
	REPLACE SCBA (2019 - 36 x \$6,700)	\$0	\$0	\$0	\$241,200	\$0	\$241,200
	REPLACE SCBA RADIOS (2019 - 36 x \$1,000)	\$0	\$0	\$0	\$36,000	\$0	\$36,000
	REPLACE DOOR LOCK SYSTEM	\$0	\$0	\$6,800	\$0	\$0	\$6,800
	REPLACE THERMAL IMAGING CAMERA - 1998	\$0	\$0	\$18,000	\$0	\$0	\$18,000
	PICKUP UPGRADES - FIRE CHIEF	\$2,983	\$0	\$0	\$0	\$0	\$2,983
	REPLACE GARAGE DOORS STATION #1	\$0	\$9,000	\$0	\$0	\$0	\$9,000
	REPLACE 2009 PICKUP - DEPUTY FIRE CHIEF	\$41,168	\$0	\$0	\$0	\$0	\$41,168
	PAINT INTERIOR FIRE STATION #1	\$0	\$0	\$0	\$0	\$5,000	\$5,000
	PORTABLE SCENE LIGHTS	\$0	\$0	\$0	\$0	\$7,500	\$7,500
	REPLACE GEAR WASHER	\$0	\$0	\$0	\$0	\$5,000	\$5,000
	REPLACE HOSE / GEAR DRYER	\$0	\$0	\$0	\$0	\$13,500	\$13,500
	A/V & TECHNOLOGY IMPROVEMENT - TRAINING ROOM	\$0	\$0	\$0	\$0	\$10,000	\$10,000
	HELMET LIGHTS (45 X \$100)	\$0	\$4,500	\$0	\$0	\$0	\$4,500
	RADIOS (NEW SYSTEM)	\$0	\$0	\$0	\$0	\$0	\$0
	INSPECTION & ACCOUNTABILITY SOFTWARE / HARDWARE	\$20,000	\$0	\$0	\$0	\$0	\$20,000
	TOTAL	\$568,308	\$517,657	\$528,957	\$481,357	\$272,657	\$2,368,936
	GENERAL	\$93,076	\$42,425	\$53,725	\$291,125	\$82,425	\$562,776
	OTHER FIRE DEPARTMENTS (SALE OF LADDER TRUCK)	\$0	\$0	\$0	\$0	\$0	\$0
	FIRE STATION OPT-OUT	\$190,232	\$190,232	\$190,232	\$190,232	\$190,232	\$951,160
	GRANT FUNDS	\$285,000	\$285,000	\$285,000	\$0	\$0	\$855,000
	TOTAL	\$568,308	\$517,657	\$528,957	\$481,357	\$272,657	\$2,368,936
CIVIL DEFENSE	23rd STREET - TRANSFER STATION	\$0	\$0	\$0	\$0	\$0	\$0
101.115.xxx	TOTAL	\$0	\$0	\$0	\$0	\$0	\$0
	GENERAL	\$0	\$0	\$0	\$0	\$0	\$0
	TOTAL	\$0	\$0	\$0	\$0	\$0	\$0

167

CITY OF YANKTON
FIVE YEAR CAPITAL IMPROVEMENT PLAN

DEPARTMENT	DESCRIPTION	2016	2017	2018	2019	2020	TOTAL
ENGINEERING 101.122.xxx	RADIOS / SURVEY	\$0	\$1,200	\$1,200	\$0	\$0	\$2,400
	VEHICLES - CARS/SURVEY VAN	\$31,710	\$0	\$0	\$0	\$0	\$31,710
	ELECTRONIC RECORDS STORAGE	\$0	\$0	\$15,000	\$0	\$0	\$15,000
	TOTAL STATION UPGRADE	\$0	\$10,000	\$0	\$0	\$10,000	\$20,000
	GPS	\$0	\$0	\$0	\$0	\$50,000	\$50,000
	FURNITURE & OFFICE EQUIPMENT	\$3,000	\$3,500	\$3,500	\$3,500	\$0	\$13,500
	TOTAL	\$34,710	\$14,700	\$19,700	\$3,500	\$60,000	\$132,610
GENERAL	\$34,710	\$14,700	\$19,700	\$3,500	\$60,000	\$132,610	
STREETS 101.123.xxx	REPLACE TRUCKS	\$0	\$140,000	\$140,000	\$320,000	\$350,000	\$950,000
	ASHPALT CRACK ROUTER	\$0	\$0	\$18,000	\$0	\$0	\$18,000
	ONE TON TRUCK REPLACEMENT	\$0	\$0	\$65,000	\$0	\$0	\$65,000
	REPLACE PICKUP	\$0	\$0	\$0	\$38,000	\$0	\$38,000
	JOINT / CRACK FILLER	\$0	\$55,000	\$0	\$0	\$0	\$55,000
	OIL DISTRIBUTION TRUCK	\$168,743	\$0	\$0	\$0	\$0	\$168,743
	SKID LOADER	\$42,730	\$0	\$0	\$0	\$0	\$42,730
	ASHPALT STORAGE TANK	\$0	\$0	\$90,000	\$0	\$0	\$90,000
	TRAFFIC CONTROL	\$0	\$0	\$15,000	\$0	\$0	\$15,000
	AIR COMPRESSOR	\$0	\$0	\$20,000	\$0	\$0	\$20,000
	PICKUP	\$30,352	\$0	\$0	\$0	\$0	\$30,352
	TRAINING ROOM / PARTS ROOM ADDITION	\$0	\$0	\$60,000	\$0	\$0	\$60,000
	STREET SWEEPER	\$180,184	\$0	\$0	\$0	\$0	\$180,184
	RADIOS	\$0	\$0	\$0	\$25,000	\$0	\$25,000
	SKID LOADER	\$0	\$0	\$30,000	\$0	\$0	\$30,000
	CUTOFF SAW	\$0	\$0	\$5,000	\$0	\$0	\$5,000
	PAINT EQUIPMENT	\$0	\$0	\$0	\$15,000	\$0	\$15,000
	REPLACE LOADER	\$0	\$175,000	\$0	\$0	\$0	\$175,000
	MINI EXCAVATOR	\$0	\$0	\$0	\$0	\$150,000	\$150,000
	5TH WHEEL TRAILER	\$0	\$0	\$0	\$0	\$50,000	\$50,000
	ASHPALT PLANT REHAB	\$0	\$0	\$0	\$0	\$50,000	\$50,000
	SKID LOADER MOUNTED PLANER	\$0	\$0	\$0	\$20,000	\$0	\$20,000
	TOTAL	\$422,009	\$370,000	\$443,000	\$398,000	\$600,000	\$2,233,009
	GENERAL	\$422,009	\$370,000	\$443,000	\$398,000	\$600,000	\$2,233,009
	TOTAL	\$422,009	\$370,000	\$443,000	\$398,000	\$600,000	\$2,233,009
	SNOW AND ICE REMOVAL 101.124.xxx	REPLACE SNOW PLOWS	\$0	\$13,000	\$15,000	\$15,000	\$25,000
SNOW BOX		\$0	\$0	\$12,000	\$0	\$15,000	\$27,000
SLIP-IN STAINLESS STEEL SANDER		\$0	\$0	\$40,000	\$40,000	\$0	\$80,000
RESHINGLE SALT SHED		\$0	\$35,000	\$0	\$0	\$0	\$35,000
SNOWBLOWER		\$0	\$0	\$125,000	\$0	\$0	\$125,000
RADIOS		\$0	\$0	\$0	\$25,000	\$0	\$25,000
6X6 W / UNDERBODY		\$170,000	\$0	\$0	\$0	\$0	\$170,000
SANDER STORAGE RACK		\$0	\$0	\$0	\$0	\$30,000	\$30,000
TOTAL		\$170,000	\$48,000	\$192,000	\$80,000	\$70,000	\$560,000
GENERAL		\$170,000	\$48,000	\$192,000	\$80,000	\$70,000	\$560,000

168

CITY OF YANKTON
FIVE YEAR CAPITAL IMPROVEMENT PLAN

	DESCRIPTION	2016	2017	2018	2019	2020	TOTAL
CITY HALL	LAWN CARE EQUIPMENT AND LANDSCAPING	\$1,000	\$1,000	\$1,000	\$1,000	\$1,000	\$5,000
101.125.xxx	WINDOW REPLACEMENT	\$0	\$0	\$0	\$135,000	\$150,000	\$285,000
	CARPET / FLOORING REPLACEMENT	\$0	\$1,500	\$1,500	\$1,500	\$1,500	\$6,000
	ROOF MAINTENANCE	\$7,400	\$0	\$5,000	\$5,000	\$0	\$17,400
	BUILDING MASONRY REPAIR	\$0	\$2,000	\$0	\$0	\$2,000	\$4,000
	ELECTRICAL WIRING / DATA WIRING	\$10,000	\$0	\$80,000	\$0	\$0	\$90,000
	REPLACE SANITARY SEWER SERVICE	\$0	\$0	\$0	\$30,000	\$0	\$30,000
	TOTAL	\$18,400	\$4,500	\$87,500	\$172,500	\$154,500	\$437,400
	GENERAL	\$18,400	\$4,500	\$87,500	\$172,500	\$154,500	\$437,400
	TOTAL	\$18,400	\$4,500	\$87,500	\$172,500	\$154,500	\$437,400
TRAFFIC CONTROL	NEW STREET LIGHTS / DETECTOR LOOPS & CIRCUITS	\$5,000	\$5,000	\$5,000	\$5,000	\$5,000	\$25,000
101.126.xxx	SCHOOL CROSSINGS	\$3,000	\$3,000	\$3,000	\$3,000	\$3,000	\$15,000
	STREET LIGHTING REPLACEMENT	\$11,000	\$11,000	\$12,000	\$12,000	\$12,000	\$58,000
	BUCKET TRUCK	\$0	\$0	\$0	\$150,000	\$0	\$150,000
	SIGNAL SYSTEM UPGRADES / REPLACEMENT	\$25,000	\$25,000	\$25,000	\$25,000	\$25,000	\$125,000
	TOTAL	\$44,000	\$44,000	\$45,000	\$195,000	\$45,000	\$373,000
	GENERAL	\$44,000	\$44,000	\$45,000	\$195,000	\$45,000	\$373,000

CITY OF YANKTON
FIVE YEAR CAPITAL IMPROVEMENT PLAN

DEPARTMENT	DESCRIPTION	2016	2017	2018	2019	2020	TOTAL
AIRPORT - 127	BARREL HANGER MAINTENANCE	\$0	\$2,000	\$25,000	\$76,000	\$0	\$103,000
101.127.xxx	HANGER (2017 LAST YEAR)	\$34,145	\$34,145	\$0	\$0	\$0	\$68,290
	INTEREST	\$6,697	\$6,697	\$0	\$0	\$0	\$13,394
	REPLACE FLOOR COVERINGS	\$0	\$0	\$4,000	\$0	\$0	\$4,000
	NEW FUELING SYSTEM	\$0	\$0	\$75,000	\$0	\$0	\$75,000
	SIGNAGE & RUNWAY APPURTENANCES	\$0	\$5,000	\$5,000	\$5,000	\$0	\$15,000
	TERMINAL BUILDING & FUEL EQUIPMENT REPLACEMENT	\$1,000	\$1,000	\$1,000	\$1,000	\$0	\$4,000
	PAVEMENT REPAIR	\$5,000	\$5,000	\$25,000	\$50,000	\$50,000	\$135,000
	FURNITURE REPLACEMENT	\$0	\$0	\$0	\$2,000	\$0	\$2,000
	LANDSCAPING	\$0	\$2,000	\$0	\$0	\$0	\$2,000
	ELECTRICAL LIGHTING & CEILING TILE REPLACEMENT	\$0	\$5,000	\$5,000	\$5,000	\$0	\$15,000
	EQUIPMENT PURCHASING SNOW REMOVAL & MAINTENANCE	\$20,000	\$0	\$0	\$0	\$0	\$20,000
	LOADER	\$0	\$165,000	\$0	\$0	\$0	\$165,000
	WALKING TUG	\$5,000	\$0	\$0	\$0	\$0	\$5,000
	KUBOTA RADIO	\$0	\$1,200	\$0	\$0	\$0	\$1,200
	TOW BAR	\$0	\$3,000	\$0	\$0	\$0	\$3,000
	LL FUEL TRUCK	\$0	\$0	\$0	\$0	\$100,000	\$100,000
	TUG REPLACEMENT	\$0	\$0	\$0	\$18,000	\$0	\$18,000
	MOWER REPLACEMENT	\$0	\$0	\$0	\$30,000	\$0	\$30,000
	VEHICLE REPLACEMENT	\$0	\$0	\$0	\$0	\$35,000	\$35,000
	OUTFRONT MOWER	\$0	\$0	\$25,000	\$0	\$0	\$25,000
	ROOF MAINTENANCE	\$0	\$0	\$20,000	\$0	\$0	\$20,000
	SNOW BLOWER	\$0	\$0	\$0	\$110,000	\$0	\$110,000
	SUBTOTAL	\$71,842	\$230,042	\$185,000	\$297,000	\$185,000	\$968,884
	Federal Grant Funding Ratio	90/4/6	90/4/6	90/4/6	90/4/6	90/4/6	
502.511.xxx	CONSTRUCT RUNWAY REHAB (5% CITY / 5% STATE)	\$0	\$0	\$100,000	\$1,000,000	\$560,000	\$1,660,000
	RECONSTRUCT TAXIWAY HANGER TIE IN (100% CITY)	\$0	\$0	\$5,000	\$25,000	\$0	\$30,000
	RECONSTRUCT APRON - EXPANSION (5% CITY / 5% STATE) 502.511.xxx	\$50,000	\$750,000	\$0	\$0	\$0	\$800,000
	APRON - TERMINAL BUILDING (5% CITY / 5% STATE) 502.511.xxx	\$0	\$0	\$0	\$0	\$0	\$0
	NEW T-HANGER (100% CITY)	\$0	\$0	\$0	\$500,000	\$0	\$500,000
	DESIGN / CONSTRUCT MIDFIELD TAXIWAY (5% CITY, 5% STATE)	\$0	\$0	\$0	\$0	\$0	\$0
	TERMINAL APRON JOINT SEAL (5% CITY, 5% STATE)	\$0	\$50,000	\$0	\$0	\$0	\$50,000
	FAA NORTH ACCESS AND UTILITIES (5% CITY, 5% STATE)	\$0	\$0	\$0	\$0	\$150,000	\$150,000
	ADDITIONAL CORP (100% CITY)	\$0	\$0	\$0	\$300,000	\$0	\$300,000
	SUBTOTAL	\$50,000	\$800,000	\$105,000	\$1,825,000	\$710,000	\$3,490,000
	TOTAL	\$121,842	\$1,030,042	\$290,000	\$2,122,000	\$895,000	\$4,458,884
	GENERAL	\$40,197	\$283,397	\$195,000	\$1,172,000	\$220,500	\$1,911,094
	BBB	\$34,145	\$34,145	\$0	\$0	\$0	\$68,290
	FEDERAL FUNDS	\$45,000	\$675,000	\$90,000	\$900,000	\$639,000	\$2,349,000
	STATE FUNDS	\$2,500	\$37,500	\$5,000	\$50,000	\$35,500	\$130,500
	TOTAL	\$121,842	\$1,030,042	\$290,000	\$2,122,000	\$895,000	\$4,458,884

170

CITY OF YANKTON
FIVE YEAR CAPITAL IMPROVEMENT PLAN

DEPARTMENT	DESCRIPTION	2016	2017	2018	2019	2020	TOTAL	
SENIOR CITIZENS CENTER - 141 101.141.xxx	CONCRETE REPLACEMENT	\$5,000	\$1,000	\$1,000	\$1,000	\$1,000	\$9,000	
	FLOORING	\$0	\$3,000	\$0	\$0	\$0	\$3,000	
	WINDOW REPLACEMENT	\$1,000	\$1,000	\$1,000	\$1,000	\$1,000	\$5,000	
	CEILING TILE	\$200	\$300	\$300	\$300	\$300	\$1,400	
	BUFFER REPLACEMENT	\$1,500	\$0	\$0	\$0	\$0	\$1,500	
	LANDSCAPING	\$1,000	\$1,000	\$1,000	\$1,000	\$1,000	\$5,000	
	TABLES / CHAIRS	\$1,000	\$1,000	\$1,000	\$1,000	\$1,000	\$5,000	
	HOT WATER HEATER	\$0	\$1,500	\$0	\$0	\$0	\$1,500	
	NEW ADDITION	\$0	\$0	\$0	\$0	\$650,000	\$650,000	
	PARKING LOT GRIND & OVERLAY	\$11,000	\$0	\$0	\$0	\$0	\$11,000	
	20 TON ROOFTOP UNIT, MAIN HALL ASSEMBLY	\$0	\$0	\$0	\$30,000	\$0	\$30,000	
	PARKING LOT CONCRETE RECONSTRUCTION	\$0	\$0	\$0	\$0	\$280,000	\$280,000	
	ROOF REPAIR	\$3,000	\$0	\$0	\$3,000	\$0	\$6,000	
	TOTAL	\$23,700	\$8,800	\$4,300	\$37,300	\$934,300	\$1,008,400	
	GENERAL	\$11,850	\$4,400	\$2,150	\$18,650	\$142,150	\$179,200	
	SENIOR CITIZEN CENTER	\$0	\$0	\$0	\$0	\$650,000	\$650,000	
	YANKTON COUNTY	\$11,850	\$4,400	\$2,150	\$18,650	\$142,150	\$179,200	
	TOTAL	\$23,700	\$8,800	\$4,300	\$37,300	\$934,300	\$1,008,400	
	LIBRARY - 142 101.142.xxx	AUDIO VISUAL MATERIALS	\$13,500	\$13,000	\$13,500	\$14,000	\$14,000	\$68,000
		NEW BOOKS	\$52,000	\$52,000	\$53,000	\$54,000	\$54,000	\$265,000
LIBRARY ROOF		\$0	\$25,000	\$0	\$0	\$0	\$25,000	
STAFF CHAIRS		\$0	\$0	\$1,000	\$0	\$0	\$1,000	
LCD PROJECTOR		\$3,500	\$0	\$0	\$0	\$0	\$3,500	
LAPTOP		\$0	\$1,000	\$0	\$0	\$0	\$1,000	
eREADERS		\$0	\$500	\$0	\$0	\$0	\$500	
BATHROOM STALLS		\$0	\$0	\$10,000	\$0	\$0	\$10,000	
SOUTH DOORS		\$0	\$20,000	\$0	\$0	\$0	\$20,000	
NEW LIBRARY		\$0	\$0	\$0	\$0	\$12,000,000	\$12,000,000	
TOTAL		\$69,000	\$111,500	\$77,500	\$68,000	\$12,068,000	\$12,394,000	
GENERAL		\$69,000	\$111,500	\$77,500	\$68,000	\$68,000	\$394,000	
AMOUNT TO BE PROVIDED		\$0	\$0	\$0	\$0	\$12,000,000	\$12,000,000	
TOTAL	\$69,000	\$111,500	\$77,500	\$68,000	\$12,068,000	\$12,394,000		

171

CITY OF YANKTON
FIVE YEAR CAPITAL IMPROVEMENT PLAN

DEPARTMENT	DESCRIPTION	2016	2017	2018	2019	2020	TOTAL	
PARKS & RECREATION	LANDSCAPING (201.201.301)	\$7,000	\$7,000	\$7,000	\$7,000	\$7,000	\$35,000	
	201.201.xxx	\$30,300	\$0	\$15,000	\$0	\$75,000	\$120,300	
	PLAYGROUND EQUIPMENT (201.201.350)	\$11,000	\$200,000	\$50,000	\$15,000	\$75,000	\$351,000	
	EVENTS COORDINATOR OFFICE EQUIPMENT / FURNISHINGS	\$3,000	\$0	\$0	\$0	\$0	\$3,000	
	SHOP EQUIPMENT (201.201.350)	\$1,000	\$1,000	\$1,000	\$1,000	\$1,000	\$5,000	
	LAWN CARE EQUIPMENT (201.201.350)	\$3,000	\$3,000	\$3,000	\$3,000	\$3,000	\$15,000	
	TRUCKS (201.201.350)	\$76,000	\$0	\$32,000	\$32,000	\$32,000	\$172,000	
	PICKUP (201.201.350)	\$50,000	\$0	\$0	\$0	\$0	\$50,000	
	PARK FURNITURE (201.201.350)	\$6,000	\$6,000	\$6,000	\$8,000	\$8,000	\$34,000	
	NEW HOLLAND TRACTOR REPLACEMENT	\$0	\$0	\$0	\$29,000	\$0	\$29,000	
	SMITHCO BALL DIAMOND DRAG MACHINE	\$0	\$0	\$20,000	\$0	\$0	\$20,000	
	TWO WHEEL TRAILER (201.201.350)	\$0	\$0	\$2,500	\$0	\$0	\$2,500	
	TRAILER TO REPLACE SKID STEER TRAILER (201.201.350)	\$0	\$5,000	\$0	\$0	\$0	\$5,000	
	SOIL PULVERIZER FOR GROUND PREPARATION (201.201.350)	\$0	\$0	\$3,500	\$0	\$0	\$3,500	
	SKID LOADER AUGER DRIVER UNIT (201.201.350)	\$0	\$2,200	\$0	\$0	\$0	\$2,200	
	SUBTOTAL (200 SERIES)		\$187,300	\$224,200	\$140,000	\$95,000	\$201,000	\$847,500
	503.54x.xxx	TENNIS COURT RESURFACING (503.xxx.xxx)	\$0	\$25,000	\$0	\$0	\$0	\$25,000
	RIVERSIDE PARK - REPLACE BOAT DOCK WITH KAYAK LAUNCH	\$15,000	\$0	\$0	\$0	\$0	\$15,000	
	RIVERSIDE PARK - WEDDING GAZEBO TO REPLACE CONCRETE UMB. (503.544.32)	\$0	\$0	\$0	\$47,812	\$0	\$47,812	
	RIVERSIDE PARK - BATHROOM RENOVATION (503.544.320)	\$15,000	\$0	\$0	\$0	\$0	\$15,000	
	RIVERSIDE PARK - AMPHITHEATRE RAILINGS (503.544.320)	\$0	\$0	\$20,000	\$0	\$0	\$20,000	
	RIVERSIDE PARK - RESHINGLE CAPITOL BUILDING (503.544.320)	\$10,000	\$0	\$0	\$0	\$0	\$10,000	
	RIVERSIDE PARK - BASEBALL STADIUM LIGHTING (503.544.320 40% MATCH)	\$0	\$0	\$0	\$0	\$0	\$0	
	RIVERSIDE PARK - HEAT UTILITY AREA OF BASEBALL & SOFTBALL REST	\$0	\$4,000	\$0	\$0	\$0	\$4,000	
	RIVERSIDE PARK - HEAT UTILITY AREA OF RESTROOMS BY SHELTER #3	\$0	\$0	\$2,000	\$0	\$0	\$2,000	
	RIVERSIDE PARK - STADIUM SEATING	\$0	\$0	\$0	\$0	\$85,000	\$85,000	
	RIVERSIDE PARK - STADIUM TICKET BOOTH & FAN ENTRANCE	\$0	\$0	\$0	\$0	\$42,500	\$42,500	
	RIVERSIDE PARK - BANK ENHANCEMENTS	\$0	\$0	\$0	\$0	\$500,000	\$500,000	
	RIVERSIDE PARK - BOAT RAMP LIGHTING	\$0	\$0	\$0	\$0	\$50,000	\$50,000	
	PERFORMANCE STAGE	\$0	\$0	\$0	\$0	\$1,500,000	\$1,500,000	
	BLEACHERS - ALL OUTDOOR 4 SETS PER YEAR TO MEET STANDARDS	\$12,500	\$12,500	\$25,000	\$25,000	\$25,000	\$100,000	
	SIDEWALKS IN PARKS	\$0	\$0	\$10,000	\$11,000	\$10,000	\$31,000	
	PARK SIGNS	\$0	\$0	\$5,000	\$5,000	\$0	\$10,000	
	PARK STORAGE & RESTROOM BUILDINGS - REPLACE DOORS & FRAMES	\$7,350	\$6,000	\$6,000	\$6,000	\$0	\$25,350	
	SUMMER WELCOME BANNERS - 32 ON BROADWAY, 10 ON HWY 50	\$5,000	\$5,000	\$5,000	\$0	\$0	\$15,000	
	CHRISTMAS GARLAND & BOWS - 20 POLES @ \$200 / POLE	\$10,000	\$0	\$0	\$0	\$0	\$10,000	
	COMMISSIONER IDEAS FROM NLC	\$0	\$15,000	\$125,000	\$0	\$0	\$140,000	
	COMMUNITY GARDEN	\$0	\$0	\$5,000	\$0	\$0	\$5,000	
	MEMORIAL PARK - REPLACE TRAILS	\$0	\$45,000	\$50,000	\$50,000	\$50,000	\$195,000	
	MEMORIAL PARK - MOVE SOFTBALL FIELDS / NEW DUGOUTS / FENCING	\$0	\$0	\$20,000	\$0	\$0	\$20,000	
	MEMORIAL PARK - ADDITIONAL WATER MAIN	\$0	\$0	\$30,000	\$0	\$0	\$30,000	
	MEMORIAL PARK - NEW SHINGLES LARGE SHELTER	\$12,000	\$0	\$0	\$0	\$0	\$12,000	
	MEMORIAL PARK - RENOVATE BASKETBALL COURT	\$0	\$0	\$0	\$115,000	\$0	\$115,000	
	MEMORIAL PARK - HEAT THE UTILITY AREA OF SOUTH RESTROOM	\$0	\$0	\$2,000	\$0	\$0	\$2,000	
	CROCKET PARK - 1/2 BASKETBALL COURT, LANDSCAPING, OPEN AIR SHELTER	\$0	\$0	\$20,000	\$0	\$0	\$20,000	
	REMOTE CONTROL AIRPLANE STRIP, RC CAR TRACK	\$0	\$0	\$0	\$20,000	\$0	\$20,000	

172

CITY OF YANKTON
FIVE YEAR CAPITAL IMPROVEMENT PLAN

DEPARTMENT	DESCRIPTION	2016	2017	2018	2019	2020	TOTAL	
PARKS & RECREATION 201.201.xxx	SERTOMA PARK - SIDEWALKS, COMFORT STATION TO PARKING / SEATING	\$10,000	\$0	\$10,000	\$0	\$10,000	\$30,000	
	SERTOMA PARK - UPGRADE BLEACHERS, SHADE STRUCTURES, PAVEMENT	\$0	\$0	\$925,000	\$290,000	\$0	\$1,215,000	
	SERTOMA PARK - BASKETBALL COURT	\$0	\$0	\$0	\$25,000	\$0	\$25,000	
	SERTOMA PARK CONCESSION RENOVATION	\$0	\$0	\$423,000	\$0	\$0	\$423,000	
	SERTOMA PARK - OPEN AIR SHELTERS	\$0	\$0	\$10,000	\$10,000	\$10,000	\$30,000	
	SERTOMA PARK - LIGHTS FOR FOOTBALL FIELD	\$0	\$0	\$30,000	\$0	\$0	\$30,000	
	WESTSIDE PARK - UPDATE BRIDGE	\$0	\$0	\$200,000	\$0	\$0	\$200,000	
	WESTSIDE PARK - RESTROOM REMODELING	\$0	\$0	\$0	\$100,000	\$0	\$100,000	
	SUBTOTAL (500 SERIES)		\$96,850	\$112,500	\$1,923,000	\$704,812	\$2,282,500	\$5,119,662
	TOTAL		\$284,150	\$336,700	\$2,063,000	\$799,812	\$2,483,500	\$5,967,162
	GENERAL		\$269,150	\$291,700	\$2,058,000	\$799,812	\$2,483,500	\$5,902,162
	AMOUNT TO BE PROVIDED - BBB		\$15,000	\$5,000	\$5,000	\$0	\$0	\$25,000
	GRANTS		\$0	\$40,000	\$0	\$0	\$0	\$40,000
TOTAL		\$284,150	\$336,700	\$2,063,000	\$799,812	\$2,483,500	\$5,967,162	
MEMORIAL PARK POOL 202.202.xxx	FURNITURE REPLACEMENT	\$3,000	\$2,000	\$2,000	\$2,000	\$2,000	\$11,000	
	FILTER UPGRADE WITH PIPING	\$0	\$0	\$50,000	\$0	\$0	\$50,000	
	ADA LIFT	\$4,000	\$0	\$0	\$0	\$0	\$4,000	
	REPLACE POOL LIGHT TOWER FIXTURES	\$10,000	\$10,000	\$10,000	\$10,000	\$10,000	\$50,000	
	UMBRELLAS FOR CONCESSIONS AREA (2)	\$0	\$6,000	\$6,000	\$0	\$0	\$12,000	
	PHASE I - POOL CONSTRUCTION	\$0	\$0	\$4,010,000	\$0	\$0	\$4,010,000	
	PHASE II - POOL CONSTRUCTION	\$0	\$0	\$0	\$3,500,000	\$0	\$3,500,000	
	TOTAL	\$17,000	\$18,000	\$4,078,000	\$3,512,000	\$12,000	\$7,637,000	
	GENERAL	\$17,000	\$18,000	\$68,000	\$12,000	\$12,000	\$127,000	
	AMOUNT TO BE PROVIDED	\$0	\$0	\$4,010,000	\$3,500,000	\$0	\$7,510,000	
TOTAL	\$17,000	\$18,000	\$4,078,000	\$3,512,000	\$12,000	\$7,637,000		
MARNE CREEK 204.204.xxx	LAWN CARE EQUIPMENT	\$1,000	\$1,000	\$1,000	\$1,000	\$1,000	\$5,000	
	MAINTENANCE TRAIL CONSTRUCTION	\$20,000	\$20,000	\$20,000	\$20,000	\$20,000	\$100,000	
	TRAILS CONSTRUCTION - RR BRIDGE UNDERPASS	\$38,334	\$0	\$0	\$0	\$0	\$38,334	
	DIRECTIONAL SIGNAGE	\$14,000	\$0	\$7,000	\$7,000	\$7,000	\$35,000	
	TRUCK AND SNOW BLADE	\$0	\$40,000	\$0	\$0	\$0	\$40,000	
	TRAIL AMENITIES - BENCHES, TRASH CAN HOLDERS	\$2,000	\$2,000	\$2,000	\$2,000	\$2,000	\$10,000	
	TRAIL EXTENSION TO FOX RUN NEIGHBORHOODS	\$0	\$0	\$225,000	\$0	\$0	\$225,000	
	BANK STABILIZATION	\$10,000	\$10,000	\$10,000	\$10,000	\$10,000	\$50,000	
	LAND ACQUISITION	\$30,000	\$30,000	\$30,000	\$30,000	\$30,000	\$150,000	
	TOTAL	\$115,334	\$103,000	\$295,000	\$70,000	\$70,000	\$653,334	
	GENERAL	\$17,000	\$43,000	\$178,750	\$10,000	\$10,000	\$258,750	
	CAPITAL IMPROVEMENT SALES TAX	\$98,334	\$60,000	\$116,250	\$60,000	\$60,000	\$394,584	
	TOTAL	\$115,334	\$103,000	\$295,000	\$70,000	\$70,000	\$653,334	

173

CITY OF YANKTON
FIVE YEAR CAPITAL IMPROVEMENT PLAN

DEPARTMENT	DESCRIPTION	2016	2017	2018	2019	2020	TOTAL
BRIDGE & STREET FUND 207.221.xxx	PAINT BRIDGES & REPAIR	\$0	\$20,000	\$0	\$20,000	\$0	\$40,000
	ROAD MATERIALS	\$50,000	\$50,000	\$50,000	\$50,000	\$50,000	\$250,000
	PINE STREET BRIDGE REPLACEMENT (BIG)	\$88,520	\$1,412,321	\$0	\$0	\$0	\$1,500,841
	23RD STREET BRIDGE	\$0	\$0	\$0	\$50,000	\$0	\$50,000
	CEDAR STREET BRIDGE (BIG?)	\$10,255	\$0	\$500,000	\$0	\$0	\$510,255
	TOTAL	\$148,775	\$1,482,321	\$550,000	\$120,000	\$50,000	\$2,351,096
	ROAD AND BRIDGE FUND	\$21,398	\$21,398	\$21,398	\$21,398	\$21,398	\$106,990
	CAPITAL IMPROVEMENT SALES TAX	\$127,377	\$606,018	\$128,602	\$98,602	\$28,602	\$989,201
	BIG AID	\$0	\$854,905	\$400,000	\$0	\$0	\$1,254,905
	TOTAL	\$148,775	\$1,482,321	\$550,000	\$120,000	\$50,000	\$2,351,096
911 / DISPATCH 208.208.xxx	COMPUTER EQUIPMENT	\$4,000	\$4,000	\$4,000	\$4,000	\$0	\$16,000
	RADIO PROJECT 911 ELIGIBLE COSTS	\$0	\$650,000	\$0	\$0	\$0	\$650,000
	TOTAL	\$4,000	\$654,000	\$4,000	\$4,000	\$0	\$666,000
	GENERAL	\$0	\$0	\$4,000	\$4,000	\$0	\$8,000
	E911 FUNDS / FINANCING	\$4,000	\$654,000	\$0	\$0	\$0	\$658,000
	TOTAL	\$4,000	\$654,000	\$4,000	\$4,000	\$0	\$666,000
WATER UTILITY 601.601.xxx & 602.602.xxx	REPLACE PIPE LOCATOR	\$5,500	\$0	\$0	\$0	\$0	\$5,500
	CURB STOP LOCATOR	\$1,000	\$0	\$0	\$0	\$0	\$1,000
	WEED EATER / LAWN EQUIPMENT	\$9,000	\$0	\$0	\$0	\$0	\$9,000
	PICKUP TRUCKS	\$27,000	\$0	\$29,000	\$0	\$0	\$56,000
	MULTIPARAMETER TESTER	\$1,500	\$0	\$0	\$0	\$0	\$1,500
	PLASMA CUTTER (SPLIT WITH WASTEWATER)	\$1,000	\$0	\$0	\$0	\$0	\$1,000
	GENERATOR - WELLS / PUMP STATION (SPLIT WITH WW)	\$25,000	\$0	\$0	\$0	\$0	\$25,000
	PANEL VIEWS	\$0	\$8,000	\$0	\$0	\$0	\$8,000
	POWER WASHER (SPLIT WITH WW)	\$1,900	\$0	\$0	\$0	\$0	\$1,900
	PRESSURE REDUCING VALVES (5@\$30,000)	\$0	\$30,000	\$30,000	\$30,000	\$30,000	\$120,000
	A/C PLANT #2	\$0	\$5,000	\$0	\$0	\$0	\$5,000
	CLARIFIER TROUGH REPLACEMENT #2	\$0	\$500,000	\$0	\$0	\$0	\$500,000
	TREATMENT PLANT IMPROVEMENTS	\$1,000,000	\$17,000,000	\$17,000,000	\$0	\$0	\$35,000,000
	FILL STATION	\$300,000	\$0	\$0	\$0	\$0	\$300,000
	RAW WATER LINE AND WASTEWATER LOOP	\$670,472	\$0	\$0	\$0	\$0	\$670,472
	REPLACE MOTOR STARTERS HIGH SERVICE PUMPS PLANT #1	\$40,000	\$0	\$0	\$0	\$0	\$40,000
	LIME FEEDER PLANT #1	\$0	\$0	\$75,000	\$0	\$0	\$75,000
	PAINT LIME SILO PLANT #1	\$0	\$0	\$20,000	\$0	\$0	\$20,000

174

CITY OF YANKTON
FIVE YEAR CAPITAL IMPROVEMENT PLAN

DEPARTMENT	DESCRIPTION	2016	2017	2018	2019	2020	TOTAL
WATER UTILITY	WEST STREET, 8TH TO 9TH	\$0	\$0	\$64,000	\$0	\$0	\$64,000
601.601.xxx & 602.602.xxx	LOCUST STREET, 4TH TO 8TH	\$0	\$0	\$1,777,000	\$0	\$0	\$1,777,000
	LOCUST STREET, 15TH TO N SIDE OF BRIDGE	\$0	\$0	\$188,000	\$0	\$0	\$188,000
	BROADWAY, 31ST TO WILSON TRAILER - WATER MAIN REPLACEMENT	\$0	\$0	\$0	\$60,000	\$0	\$60,000
	WALNUT @ 8TH STREET - WATER MAIN REPLACEMENT -(S)	\$0	\$0	\$0	\$80,000	\$0	\$80,000
	CEDAR ST, 7TH TO 10TH - WATER MAIN REPLACEMENT	\$0	\$0	\$50,000	\$0	\$0	\$50,000
	ELM ST, 20TH TO 21ST - WATER MAIN REPLACEMENT	\$0	\$0	\$50,000	\$0	\$0	\$50,000
	DOUGLAS ANNA TO 31ST - (S)	\$175,000	\$0	\$0	\$0	\$0	\$175,000
	EAST HWY 50 WATERMAIN REPLACEMENT - (S/WW)	\$520,000	\$0	\$0	\$0	\$0	\$520,000
	4TH STREET WTRMAIN CROSSINGS/ VALVING, BRDWAY TO PICOTTE - (S)	\$130,000	\$0	\$0	\$0	\$0	\$130,000
	8TH STREET, BURLEIGH TO FERDIG - (S)	\$0	\$0	\$300,000	\$0	\$0	\$300,000
	RIVERSIDE DRIVE, LINN TO GREEN - (S/WW)	\$0	\$0	\$0	\$200,000	\$0	\$200,000
	8TH STREET, LYNN TO SUMMIT - (S)	\$0	\$0	\$300,000	\$0	\$0	\$300,000
	MAPLE STREET, 6TH TO 7TH - WATER MAIN REPLACEMENT -(S)	\$70,000	\$0	\$0	\$0	\$0	\$70,000
	MAPLE STREET, 4TH TO 6TH - WATER MAIN REPLACEMENT -(S?)	\$0	\$125,000	\$0	\$0	\$0	\$125,000
	SPRUCE STREET, 4TH TO 6TH - WATER MAIN REPLACEMENT	\$0	\$0	\$125,000	\$0	\$0	\$125,000
	CEDAR ST, 19TH TO 21ST - WATER MAIN REPLACEMENT -(S)	\$0	\$0	\$0	\$0	\$125,000	\$125,000
	WALNUT STREET, 2ND TO 4TH - (S)	\$0	\$0	\$125,000	\$0	\$0	\$125,000
	GIS MAPPING (SPLIT WITH WASTEWATER)	\$0	\$5,000	\$0	\$0	\$0	\$5,000
	10TH ST, SUMMIT TO JACKSON - WATER MAIN REPLACEMENT	\$0	\$0	\$0	\$125,000	\$0	\$125,000
	BILL BAGGS ROAD EXTENSION - (S)	\$0	\$0	\$0	\$150,000	\$0	\$150,000
	COLLECTOR WELL	\$10,200,000	\$0	\$0	\$0	\$0	\$10,200,000
	MIXERS FOR NORTH AND WEST TOWERS	\$0	\$0	\$0	\$46,000	\$46,000	\$92,000
	RADIO CNTRLS TO W TOWER/WESTSIDE PARK BOOSTER/N TOWER	\$0	\$0	\$60,000	\$0	\$0	\$60,000
	RESERVE FOR FUTURE IMPROVEMENTS	\$75,000	\$75,000	\$75,000	\$75,000	\$0	\$300,000
	TOTAL	\$13,252,372	\$17,748,000	\$20,268,000	\$766,000	\$201,000	\$52,235,372
	WATER FUNDS	\$3,252,372	\$248,000	\$20,268,000	\$766,000	\$201,000	\$24,735,372
	FEDERAL AID (SRF LOAN, DOT & CORPS - BRIDGE PROJECT)	\$10,000,000	\$17,500,000	\$0	\$0	\$0	\$27,500,000
	TOTAL	\$13,252,372	\$17,748,000	\$20,268,000	\$766,000	\$201,000	\$52,235,372

175

CITY OF YANKTON
FIVE YEAR CAPITAL IMPROVEMENT PLAN

DEPARTMENT	DESCRIPTION	2016	2017	2018	2019	2020	TOTAL
WASTEWATER UTILITY	REPLACE MOWER	\$7,000	\$0	\$0	\$0	\$0	\$7,000
611.611.xxx	REPLACE SAMPLERS	\$6,000	\$0	\$0	\$0	\$0	\$6,000
	RADIO	\$700	\$700	\$0	\$0	\$0	\$1,400
	REPLACE LAB EQUIPMENT	\$7,000	\$7,000	\$7,000	\$0	\$0	\$21,000
	SAFETY TRIPOD	\$6,000	\$0	\$0	\$0	\$0	\$6,000
	ICE MAKER	\$0	\$4,000	\$0	\$0	\$0	\$4,000
	WEED EATER	\$750	\$0	\$0	\$0	\$0	\$750
	PLASMA CUTTER (SPLIT WITH WATER)	\$1,000	\$0	\$0	\$0	\$0	\$1,000
	REPLACE VEHICLE	\$40,000	\$29,000	\$0	\$35,000	\$0	\$104,000
	SKID LOADER	\$0	\$45,000	\$0	\$0	\$0	\$45,000
	GENERATOR - WELLS / PUMP STATION (SPLIT WITH WATER)	\$25,000	\$0	\$0	\$0	\$0	\$25,000
	POWER WASHER (SPLIT WITH WATER)	\$1,900	\$0	\$0	\$0	\$0	\$1,900
	HYDRAULIC TRAILER	\$14,000	\$0	\$0	\$0	\$0	\$14,000
	SNOW BLOWER	\$2,500	\$0	\$0	\$0	\$0	\$2,500
	LAB WATER STILL	\$0	\$6,500	\$0	\$0	\$0	\$6,500
	BOD INCUBATOR	\$0	\$2,500	\$0	\$0	\$0	\$2,500
	HSC STATION REMOVED	\$0	\$0	\$50,000	\$0	\$0	\$50,000
	SCREENING FOR LAGOONS	\$0	\$6,000	\$0	\$0	\$0	\$6,000
	CLARIFIER - SANDBLAST & PAINT	\$100,000	\$120,000	\$0	\$0	\$0	\$220,000
	MANHOLE REPAIR	\$25,000	\$25,000	\$25,000	\$25,000	\$25,000	\$125,000
	LIFT STATION GRAVITY SEWER	\$0	\$2,200,000	\$0	\$0	\$0	\$2,200,000
	LIFT STATION REHAB	\$3,225,000	\$0	\$0	\$0	\$0	\$3,225,000
	LIFT STATION FORCE MAIN	\$1,500,000	\$0	\$0	\$0	\$0	\$1,500,000
	EAST HWY 50 UTILITIES - (S/W)	\$780,000	\$0	\$0	\$0	\$0	\$780,000
	EAST HWY 50 EXTENSION - (S/W)	\$0	\$0	\$0	\$10,000	\$1,135,000	\$1,145,000
	RIVERSIDE DRIVE, BROADWAY TO GREEN - (S/W)	\$0	\$0	\$0	\$125,000	\$0	\$125,000
	AERATION DIFFUSERS	\$0	\$20,000	\$0	\$0	\$0	\$20,000
	INLET WORKS IMPROVEMENTS	\$0	\$0	\$2,000,000	\$0	\$0	\$2,000,000
	UV SYSTEM UPGRADES	\$0	\$0	\$50,000	\$0	\$0	\$50,000
	PIPING & VALVE REPLACEMENT	\$50,000	\$0	\$0	\$0	\$0	\$50,000
	SCADA - REPLACEMENT	\$15,000	\$15,000	\$0	\$0	\$0	\$30,000
	SEWER PLANT - UNDERGROUND PIPING	\$0	\$0	\$1,300,000	\$0	\$0	\$1,300,000
	WATER LAGOON CONSTRUCTION	\$0	\$0	\$500,000	\$0	\$0	\$500,000
	DIGESTER COVERS - BEADBLAST & PAINT	\$0	\$0	\$0	\$0	\$3,000,000	\$3,000,000
	8TH STREET, BURLEIGH TO FERDIG - (S/W)	\$0	\$0	\$205,000	\$0	\$0	\$205,000
	RESERVE FOR FUTURE IMPROVEMENTS	\$35,000	\$35,000	\$35,000	\$35,000	\$35,000	\$175,000
	TOTAL	\$5,841,850	\$2,515,700	\$4,172,000	\$230,000	\$4,195,000	\$16,954,550
	WASTEWATER UTILITY	\$1,634,250	\$315,700	\$4,172,000	\$230,000	\$4,195,000	\$10,546,950
	FEDERAL AID (SRF LOAN)	\$2,138,000	\$2,200,000	\$0	\$0	\$0	\$4,338,000
	FEDERAL AID (EDA GRANT)	\$2,069,600	\$0	\$0	\$0	\$0	\$2,069,600
	TOTAL	\$5,841,850	\$2,515,700	\$4,172,000	\$230,000	\$4,195,000	\$16,954,550

176

CITY OF YANKTON
FIVE YEAR CAPITAL IMPROVEMENT PLAN

DEPARTMENT	DESCRIPTION	2016	2017	2018	2019	2020	TOTAL
CEMETERY 621.621.xxx	LANDSCAPING	\$1,000	\$1,000	\$1,000	\$1,000	\$1,000	\$5,000
	REPLACE MOWERS & TRIMMERS	\$0	\$13,000	\$0	\$15,000	\$0	\$28,000
	ZRATOR - ZERO TURN AERATOR	\$0	\$10,000	\$0	\$0	\$0	\$10,000
	REPURCHASE CEMETERY LOTS	\$500	\$500	\$500	\$500	\$500	\$2,500
	GIS MAP & DIRECTORY	\$0	\$0	\$0	\$0	\$0	\$0
	REPAIR OLD HEADSTONES	\$1,000	\$1,000	\$1,000	\$1,000	\$1,000	\$5,000
	CONCRETE ROAD REPLACEMENT	\$0	\$0	\$10,000	\$10,000	\$10,000	\$30,000
	STORAGE AREA W/ROOF CONNECTED TO BUILDING	\$10,000	\$0	\$0	\$0	\$0	\$10,000
	SIDEWALK ALONG BROADWAY	\$0	\$0	\$0	\$0	\$0	\$0
	REPLACE TRUCK	\$43,000	\$0	\$0	\$0	\$0	\$43,000
	REPLACE SNOW BLADE FOR TRUCK	\$5,000	\$0	\$0	\$0	\$0	\$5,000
	REPLACE SKID STEER, BACK-HOE, SNOW BLOWER	\$0	\$27,000	\$0	\$0	\$0	\$27,000
	MAUSOLEUM / CREMATORIUM	\$0	\$0	\$0	\$100,000	\$0	\$100,000
	TOTAL	\$60,500	\$52,500	\$12,500	\$127,500	\$12,500	\$265,500
	GENERAL	\$60,500	\$52,500	\$12,500	\$127,500	\$12,500	\$265,500
SOLID WASTE COLLECTION 631.631.xxx	REPLACE TRACTOR	\$0	\$0	\$120,000	\$0	\$0	\$120,000
	REPLACE COMPACTOR TRUCK	\$144,972	\$0	\$190,000	\$0	\$200,000	\$534,972
	RECONDITION COMPOST TURNER	\$0	\$0	\$6,000	\$0	\$6,000	\$12,000
	TROMMEL SCREEN MAINTENANCE	\$0	\$0	\$5,000	\$0	\$0	\$5,000
SINGLE STREAM / ROLL CART COLLECTION \$966,000	ROLL CARTS	\$0	\$630,000	\$0	\$0	\$0	\$630,000
	TRUCK TIPPERS	\$0	\$56,000	\$0	\$0	\$0	\$56,000
	SEMI TRACTOR	\$0	\$65,000	\$0	\$0	\$0	\$65,000
	WALKING FLOOR TRAILER	\$0	\$80,000	\$0	\$0	\$0	\$80,000
	BUILDING MODIFICATIONS	\$0	\$5,000	\$0	\$0	\$0	\$5,000
	EDUCATION	\$0	\$20,000	\$0	\$0	\$0	\$20,000
	INCREASED COMPACTOR TRUCK COST (\$0	\$0	\$110,000	\$0	\$0	\$110,000
	TOTAL	\$144,972	\$856,000	\$321,000	\$0	\$206,000	\$1,527,972
	SOLID WASTE COLLECTION FUND	\$144,972	\$541,000	\$321,000	\$0	\$206,000	\$1,212,972
	DENR GRANT / LOAN	\$0	\$315,000	\$0	\$0	\$0	\$315,000
TOTAL	\$144,972	\$856,000	\$321,000	\$0	\$206,000	\$1,527,972	
SOLID WASTE DISPOSAL AND RECYCLING (JOINT POWERS) 637.637.xxx	REPLACE TRANSFER TRAILER	\$0	\$80,000	\$80,000	\$80,000	\$80,000	\$320,000
	RUBBLE TRENCH	\$0	\$25,000	\$25,000	\$25,000	\$25,000	\$100,000
	RUBBLE TRENCH SURVEY & PERMIT	\$0	\$0	\$9,000	\$0	\$0	\$9,000
	BUILDING ADDITION DEBT SERVICE (DENR \$352,680 @ 3% 20 YEARS)	\$24,021	\$24,021	\$24,021	\$24,021	\$24,021	\$120,105
	CLOSURE	\$0	\$0	\$0	\$0	\$40,000	\$40,000
	PAVEMENT ADDITIONS & REPLACEMENT	\$0	\$0	\$10,000	\$0	\$0	\$10,000
	REDESIGN AND MOVE GATEHOUSE / REPLACE SCALE	\$750,000	\$0	\$0	\$0	\$0	\$750,000
	REPLACE SKID LOADER	\$0	\$50,000	\$30,000	\$0	\$0	\$80,000
	OVERHEAD DOOR REPLACEMENT	\$0	\$9,000	\$9,000	\$9,000	\$9,000	\$36,000
	DUMP FLOOR REHABILITATION	\$0	\$0	\$30,000	\$0	\$30,000	\$60,000
	EXCAVATOR REPLACEMENT	\$0	\$0	\$0	\$130,000	\$0	\$130,000
	REPLACE LAWN MOWER	\$0	\$0	\$0	\$0	\$18,000	\$18,000
	TRANSFER BUILDING SEWER REHAB	\$0	\$0	\$0	\$0	\$75,000	\$75,000
	TOTAL	\$774,021	\$188,021	\$217,021	\$268,021	\$301,021	\$1,748,105
	DENR GRANT / LOAN	\$750,000	\$0	\$0	\$0	\$0	\$750,000
JOINT POWERS FUND	\$24,021	\$188,021	\$217,021	\$268,021	\$301,021	\$998,105	
TOTAL	\$774,021	\$188,021	\$217,021	\$268,021	\$301,021	\$1,748,105	

177

CITY OF YANKTON
FIVE YEAR CAPITAL IMPROVEMENT PLAN

DEPARTMENT	DESCRIPTION	2016	2017	2018	2019	2020	TOTAL
FOX RUN GOLF COURSE	BUNKER / SAND TRAP RAKE	\$0	\$0	\$15,000	\$0	\$0	\$15,000
641.641.xxx	PRINTER / COPIER	\$3,000	\$0	\$0	\$0	\$0	\$3,000
	OFFICE FURNITURE / EQUIPMENT	\$1,364	\$0	\$0	\$0	\$0	\$1,364
	RESTROOM PARTITIONS	\$5,000	\$0	\$0	\$0	\$0	\$5,000
	TWO POST LIFT	\$2,800	\$0	\$0	\$0	\$0	\$2,800
	SIMULATOR SCREEN	\$5,000	\$0	\$0	\$0	\$0	\$5,000
	REPLACE CONCRETE AROUND CART SHEDS	\$10,000	\$10,000	\$0	\$0	\$0	\$20,000
	CONCRETE CART PATHS	\$10,200	\$10,000	\$10,000	\$10,000	\$10,000	\$50,200
	TCE - TRIPLEX GREENS MOWERS (2)	\$24,950	\$0	\$30,000	\$30,000	\$30,000	\$114,950
	TCE - UTILITY CARTS (5)	\$35,000	\$0	\$35,000	\$35,000	\$35,000	\$140,000
	TCE - FAIRWAY MOWERS (3)	\$52,000	\$52,000	\$52,000	\$0	\$0	\$156,000
	VICON SPREADER	\$0	\$0	\$0	\$7,000	\$0	\$7,000
	CUSHMAN CORE HARVESTOR	\$0	\$0	\$0	\$9,000	\$0	\$9,000
	RANGE BALL DISPENSER	\$10,000	\$0	\$0	\$0	\$0	\$10,000
	VIBRATORY GREENS ROLLING SYSTEM	\$2,500	\$0	\$0	\$12,000	\$0	\$14,500
	GROOMER ATTACHMENT FOR GREENS MOWER			\$19,000	\$0	\$0	\$19,000
	TORO TRI-PLEX TRIM MOWER	\$0	\$0	\$38,000	\$0	\$0	\$38,000
	TURF SPRAYER AND GUN	\$0	\$0	\$0	\$12,000	\$0	\$12,000
	EASY PICKER RANGE PICKER	\$0	\$0	\$0	\$5,000	\$0	\$5,000
	NEW SERVER, SOFTWARE, CC PROCESSING EQUIPMENT	\$0	\$5,000	\$0	\$0	\$0	\$5,000
	TURF SLICER, WATER TANKS, ELECTRIC LIFT	\$0	\$0	\$0	\$0	\$15,000	\$15,000
	AERATOR	\$0	\$0	\$0	\$0	\$15,000	\$15,000
	TOTAL	\$161,814	\$77,000	\$199,000	\$120,000	\$105,000	\$662,814
	DEPRECIATION	\$60,000	\$60,000	\$60,000	\$60,000	\$60,000	\$300,000
	GOLF COURSE RESERVE REDUCTION / INCREASE	\$101,814	\$17,000	\$139,000	\$60,000	\$45,000	\$362,814
	TOTAL	\$161,814	\$77,000	\$199,000	\$120,000	\$105,000	\$662,814
	Beginning Balance	(\$299,699)	(\$401,513)	(\$418,513)	(\$557,513)	(\$617,513)	
	Required for Capital Expenditures	\$101,814	\$17,000	\$139,000	\$60,000	\$45,000	
	Estimated Balance	(\$401,513)	(\$418,513)	(\$557,513)	(\$617,513)	(\$662,513)	

178

CITY OF YANKTON
FIVE YEAR CAPITAL IMPROVEMENT PLAN

DEPARTMENT	DESCRIPTION	2016	2017	2018	2019	2020	TOTAL
YANKTON HIGH SCHOOL	MISC REPAIRS (100c - CITY SHARE)	\$15,000	\$15,000	\$15,000	\$15,000	\$15,000	\$75,000
and SUMMIT ACTIVITIES CENTER	ADD LIGHTS TO BASEBALL / SOFTBALL FIELDS (100c - CITY SHARE)	\$0	\$0	\$75,000	\$0	\$0	\$75,000
203.203.xxx	REPLACE POOL MUSHROOM (11s/89c)	\$0	\$0	\$0	\$12,000	\$0	\$12,000
506.571.350	REPLACE WATER BASKETBALL HOOPS - 3 (11s/89c)	\$0	\$0	\$0	\$3,000	\$0	\$3,000
	POOL FILTER & IMPELLER (11s/89c)	\$0	\$2,000	\$0	\$0	\$0	\$2,000
	POOL DECK FURNITURE (11s/89c)	\$1,000	\$1,000	\$1,000	\$0	\$0	\$3,000
	REPLACE STAINLESS STEEL DOORS & FRAMES INTO AQUATICS AREA (11s/89c)	\$0	\$25,000	\$25,000	\$0	\$0	\$50,000
	FITNESS EQUIPMENT (50s/50c) 203.203.350	\$15,000	\$15,000	\$15,000	\$15,000	\$16,000	\$76,000
	CONFERENCE TABLE (50s/50c)	\$0	\$0	\$0	\$5,000	\$0	\$5,000
	SAC VOLLEYBALL STANDARDS (50s/50c)	\$5,800	\$5,800	\$5,800	\$5,800	\$5,800	\$29,000
	NEW FLOORING ON STEPS TO WEIGHT AREA (50s/50c)	\$0	\$10,000	\$0	\$0	\$0	\$10,000
	ADA SIDEWALK (60s/40c)	\$0	\$0	\$0	\$65,000	\$0	\$65,000
	ADA SEATING - YOUTH FOOTBALL FIELD (60s/40c)	\$5,000	\$0	\$0	\$0	\$0	\$5,000
	EIFS PAINTING (60s/40c)	\$200,000	\$200,000	\$0	\$0	\$0	\$400,000
	SAC TENNIS COURT RE-SURFACING (60s/40c)	\$0	\$0	\$50,000	\$0	\$0	\$50,000
	STUDENT PARKING LOT (60s/40c)	\$0	\$0	\$150,000	\$0	\$0	\$150,000
	SAC EVENT LOT (60s/40c)	\$0	\$0	\$0	\$100,000	\$0	\$100,000
	LANDSCAPING (60s/40c)	\$1,000	\$1,000	\$1,000	\$1,000	\$1,000	\$5,000
	N 40 TRAIL, LIGHTS (60s/40c)	\$0	\$0	\$60,000	\$0	\$0	\$60,000
	RESTRIPED PARKING LOTS (60s/40c)	\$7,500	\$7,500	\$7,500	\$7,500	\$7,500	\$37,500
	DRINKING FOUNTAIN COOLED AUX GYM (85s/15c)	\$0	\$10,000	\$0	\$0	\$0	\$10,000
	DRINKING FOUNTAIN COOLED MAIN GYM (85s/15c)	\$0	\$15,000	\$0	\$0	\$0	\$15,000
	ROOF REPLACEMENT (85s/15c)	\$0	\$130,000	\$0	\$153,000	\$72,000	\$355,000
	PAINTING INSIDE OF FACILITY (85s/15c)	\$0	\$0	\$90,000	\$90,000	\$90,000	\$270,000
	GYM FLOORS (85s/15c)	\$12,000	\$12,000	\$12,000	\$12,000	\$12,000	\$60,000
	REPLACE CURTAIN MAIN THEATER (97s/3c)	\$10,000	\$0	\$0	\$0	\$0	\$10,000
	RIGGING THEATER INSPECTION (97s/3c) EVERY 3RD YEAR	\$0	\$0	\$4,500	\$0	\$0	\$4,500
	LIGHTS IN WEIGHT FITNESS AREA	\$0	\$0	\$0	\$0	\$10,000	\$10,000
	SANDBLAST & REPAINT SAC LOCKERS	\$0	\$0	\$0	\$0	\$10,000	\$10,000
	UV POOL SYSTEM	\$0	\$0	\$0	\$0	\$25,000	\$25,000
	REPLACE PORTABLE WALL IN YCAH (99s/1c)	\$0	\$12,000	\$0	\$0	\$0	\$12,000
	TOTAL	\$272,300	\$461,300	\$511,800	\$484,300	\$264,300	\$1,994,000
	GENERAL	\$7,500	\$7,500	\$7,500	\$7,500	\$8,000	\$38,000
	CAPITAL IMPROVEMENT SALES TAX	\$106,290	\$156,390	\$238,875	\$141,400	\$48,750	\$691,705
	YANKTON SCHOOL DISTRICT	\$158,510	\$297,410	\$265,425	\$335,400	\$207,550	\$1,264,295
	TOTAL	\$272,300	\$461,300	\$511,800	\$484,300	\$264,300	\$1,994,000

s = Yankton Public School District
c = City of Yankton

CITY OF YANKTON
FIVE YEAR CAPITAL IMPROVEMENT PLAN

DEPARTMENT	DESCRIPTION	2016	2017	2018	2019	2020	TOTAL
SPECIAL CAPITAL IMPROVEMENT TAX	PROFESSIONAL SERVICES / PAYMENT TO YAPG	\$320,835	\$320,835	\$320,835	\$320,835	\$320,835	\$1,604,175
506.xxx.xxx	SUMMIT ACTIVITIES CENTER CAPITAL IMPROVEMENTS (506.571.350)	\$106,290	\$156,390	\$238,875	\$141,400	\$48,750	\$691,705
	TRANSFER TO 501 - GEHL DRIVE NORTH MATCH (506.572.588)	\$0	\$0	\$0	\$250,000	\$0	\$250,000
TRANSFERS	SPECIAL ASSESSMENT PROJECTS - CITY'S PARTICIPATION	\$1,652,883	\$0	\$0	\$651,296	\$0	\$2,304,179
	TRANSFER TO BRIDGE & ST. FOR CITY SHARE (506.572.626)	\$127,377	\$606,018	\$128,602	\$98,602	\$28,602	\$989,201
	TRANSFER TO MARNE CREEK (506.573.623)	\$98,334	\$80,000	\$0	\$0	\$0	\$178,334
	LOAN TO PUBLIC IMPROVEMENT / HSC	\$1,919,963	\$0	\$0	\$0	\$0	\$1,919,963
ANNUAL EXPENDITURES	OPEN ASPHALT / CONCRETE (506.572.376)	\$550,000	\$550,000	\$550,000	\$550,000	\$550,000	\$2,750,000
	STREET CONSTRUCTION / ADA (506.572.390)	\$80,000	\$80,000	\$80,000	\$80,000	\$80,000	\$400,000
	STORM SEWER CONSTRUCTION (506.573.390)	\$15,000	\$15,000	\$15,000	\$15,000	\$15,000	\$75,000
	PERMANENT PAVEMENT MARKINGS & REFLECTIVE SIGNAGE (506.574.373)	\$80,000	\$80,000	\$80,000	\$80,000	\$80,000	\$400,000
	DOWNTOWN ALLEYS / CITY PARKING LOTS (506.574.381)	\$150,000	\$150,000	\$150,000	\$150,000	\$150,000	\$750,000
	TRAIL & DRAINAGE IMPROVEMENTS	\$25,000	\$25,000	\$25,000	\$25,000	\$25,000	\$125,000
	CRUSHED SALVAGE CONCRETE (506.574.390)	\$0	\$200,000	\$0	\$200,000	\$0	\$400,000
UNDERWAY	DOWNTOWN IMPROVEMENTS (506.572.389)	\$265,603	\$0	\$0	\$0	\$0	\$265,603
BUDGET SUPPLEMENTS	PARK STREET, 8TH TO 10TH	\$0	\$0	\$380,000	\$0	\$0	\$380,000
	31ST STREET PEDESTRIAN ENHANCEMENTS (PHASES 1, 2 & 3)	\$0	\$1,452,648	\$0	\$0	\$0	\$1,452,648
STIP	4TH STREET RECONSTRUCTION, BROADWAY TO FERDIG (STIP) - (W/WW)	\$562,000	\$0	\$0	\$0	\$0	\$562,000
HWY 50 TIMING	EAST HWY 50 CORRIDOR - (W)	\$600,000	\$0	\$0	\$0	\$0	\$600,000
	WALNUT, 2ND TO 4TH (506.572.xxx) - (W)	\$0	\$0	\$590,000	\$0	\$0	\$590,000
	CEDAR, 2ND TO 4TH & CALMERS ON 2ND STREET (506.572.xxx)	\$0	\$650,000	\$0	\$0	\$0	\$650,000
	MAPLE STREET, 6TH TO 8TH - (W)	\$275,000	\$0	\$0	\$0	\$0	\$275,000
WCLR PROJECTS	WCLR, RR TRACKS TO GOLF VIEW LANE (100c)	\$0	\$625,000	\$0	\$0	\$0	\$625,000
	WCLR, HWY 50 TO RR TRACKS (100co)	\$0	\$0	\$188,700	\$0	\$0	\$188,700
	WCLR, GOLF VIEW TO 27TH STREET (100co)	\$0	\$0	\$304,300	\$0	\$0	\$304,300
	WCLR, 27TH STREET TO 23RD STREET (100c)	\$0	\$0	\$1,122,850	\$0	\$0	\$1,122,850
	WCLR, 23RD STREET TO 21ST STREET (100co)	\$0	\$0	\$0	\$563,975	\$0	\$563,975
	WCLR, 21ST STREET TO 15TH STREET (50c/50co)	\$0	\$0	\$0	\$1,122,425	\$0	\$1,122,425
	WCLR, 15TH STREET TO 11TH STREET (100co)	\$0	\$0	\$0	\$547,400	\$0	\$547,400
	WCLR, 11TH STREET TO 9TH STREET (50c/50co)	\$0	\$0	\$0	\$0	\$344,250	\$344,250
	8TH STREET, LINN TO SUMMIT - (W)	\$50,000	\$300,000	\$901,000	\$0	\$0	\$1,251,000
	21ST STREET, RR CROSSING (OUR SHARE ONLY)	\$0	\$50,000	\$0	\$0	\$0	\$50,000
	21ST STREET, SUMMIT TO RR	\$0	\$250,000	\$0	\$0	\$0	\$250,000
	25TH STREET, DOUGLAS TO MULBERRY	\$0	\$350,000	\$0	\$0	\$0	\$350,000
	MAPLE STREET, 4TH TO 6TH - WATER MAIN REPLACEMENT - (W)	\$0	\$280,000	\$0	\$0	\$0	\$280,000
	HWY 81 / BROADWAY SIDEWALK ALONG CEMETERY	\$0	\$40,000	\$0	\$0	\$0	\$40,000
	SPRUCE STREET, 4TH TO 6TH - (W)	\$0	\$0	\$300,000	\$0	\$0	\$300,000
	26TH STREET. DOUGLAS TO MULBERRY	\$0	\$0	\$285,000	\$0	\$0	\$285,000
	NORTH 81 ADDITIONAL ROADWAY LIGHTING - CITY SHARE	\$0	\$0	\$25,000	\$0	\$0	\$25,000
	8TH STREET, BURLEIGH TO FERDIG - (W/WW)	\$0	\$0	\$1,220,000	\$0	\$0	\$1,220,000
	33RD STREET WEST OF BROADWAY	\$0	\$0	\$100,000	\$0	\$0	\$100,000
	PAYTON LANE	\$0	\$0	\$490,000	\$0	\$0	\$490,000
	BILL BAGGS ROAD EXTENSION	\$0	\$0	\$22,000	\$415,000	\$0	\$437,000
	RIVERSIDE DR., BROADWAY TO GREEN	\$0	\$0	\$0	\$450,000	\$0	\$450,000
	21ST STREET DOUGLAS TO MULBERRY	\$0	\$0	\$0	\$365,000	\$0	\$365,000
	WALNUT STREET, 8TH TO 15TH - (W)	\$0	\$0	\$0	\$1,120,000	\$0	\$1,120,000
	GREEN STREET, SOUTH OF 8TH / MISC.	\$0	\$0	\$0	\$600,000	\$0	\$600,000
	PENINAH, 21ST TO AIRPORT ENTRANCE (W/COUNTY APPX 60% CITY)	\$0	\$0	\$0	\$726,000	\$0	\$726,000
	21ST STREET BROADWAY TO DOUGLAS	\$0	\$0	\$0	\$0	\$450,000	\$450,000

180

CITY OF YANKTON
FIVE YEAR CAPITAL IMPROVEMENT PLAN

DEPARTMENT	DESCRIPTION	2016	2017	2018	2019	2020	TOTAL
SPECIAL CAPITAL IMPROVEMENT TAX	EAST 21ST STREET EXTENSION - DRAINAGE & GRADING / PAVING - (W?)	\$0	\$0	\$0	\$925,000	\$1,240,000	\$2,165,000
506.xxx.xxx	CEDAR STREET, SOUTH OF 21ST - (W)	\$0	\$0	\$0	\$0	\$300,000	\$300,000
	5TH STREET, BROADWAY TO GREEN	\$0	\$0	\$0	\$0	\$300,000	\$300,000
	12TH STREET, DOUGLAS TO MULBERRY	\$0	\$0	\$0	\$0	\$450,000	\$450,000
	PINE STREET, 10TH TO 15TH	\$0	\$0	\$0	\$0	\$500,000	\$500,000
	SPRUCE STREET, 3RD TO 4TH & 3RD STREET, SPRUCE TO PARK	\$0	\$0	\$0	\$0	\$190,000	\$190,000
	3RD STREET, GREEN TO MAPLE & GREEN STREET, 3RD TO 4TH	\$0	\$0	\$0	\$0	\$220,000	\$220,000
	5TH STREET, GREEN TO SPRUCE	\$0	\$0	\$0	\$0	\$235,000	\$235,000
	CEDAR STREET, 4TH TO 8TH	\$0	\$0	\$0	\$0	\$650,000	\$650,000
	7TH STREET, BROADWAY TO MAPLE	\$0	\$0	\$0	\$0	\$325,000	\$325,000
	JACQUELINE DRIVE, JO LANE, OAKWOOD DRIVE CUL-DE-SACS	\$0	\$0	\$0	\$0	\$275,000	\$275,000
	TOTAL	\$6,878,285	\$6,260,891	\$7,517,162	\$9,396,933	\$6,777,437	\$36,830,708
	CAPITAL IMPROVEMENT SALES TAX	\$6,411,117	\$4,806,563	\$6,556,994	\$7,804,577	\$6,138,144	\$31,717,395
	CAPITAL IMPROVEMENT SALES TAX (YEARLY REVENUE)	\$3,766,247	\$3,879,234	\$3,995,611	\$4,115,479	\$4,238,943	\$19,995,514
	CAPITAL IMPROVEMENT SALES TAX (FUND BALANCE SPENT)	\$2,644,870	\$927,329	\$2,561,383	\$3,689,098	\$1,899,201	\$11,721,881
	CAPITAL IMPROVEMENT SALES TAX (FUND BALANCE YEAR END)	\$6,939,042	\$6,011,713	\$3,450,330	(\$238,768)	(\$2,137,969)	
	YANKTON COUNTY	\$0	\$0	\$493,000	\$1,125,188	\$172,125	\$1,790,313
	TRANSPORTATION ALTERNATIVES PROGRAM (TAP) GRANT	\$0	\$987,160	\$0	\$0	\$0	\$987,160
	FEDERAL AID URBAN FUNDS (\$467,168 Annual)	\$467,168	\$467,168	\$467,168	\$467,168	\$467,168	\$2,335,840
	TOTAL	\$6,878,285	\$6,260,891	\$7,517,162	\$9,396,933	\$6,777,437	\$36,830,708
SPECIAL ASSESSMENT PROJECTS	ALLEY	\$100,000	\$100,000	\$0	\$0	\$0	\$200,000
504.xxx.xxx	DOUGLAS (ANNA TO 31ST) (506.572.386) - (W)	\$1,405,400	\$0	\$0	\$0	\$0	\$1,405,400
	15TH STREET (DAKOTA TO WCLR)	\$780,000	\$0	\$0	\$0	\$0	\$780,000
	15TH STREET (SUMMIT TO DAKOTA)	\$0	\$0	\$0	\$1,374,000	\$0	\$1,374,000
	TOTAL	\$2,285,400	\$100,000	\$0	\$1,374,000	\$0	\$3,759,400
	CAPITAL IMPROVEMENT SALES TAX (CITY'S SHARE OF PROJECT)	\$1,652,883	\$0	\$0	\$651,296	\$0	\$2,304,179
	SCHOOL DISTRICT ASSESSMENT	\$0	\$0	\$0	\$236,465	\$0	\$236,465
	LOAN / BOND / PROCEEDS / INFRASTRUCTURE IMPROVEMENT	\$632,517	\$100,000	\$0	\$486,239	\$0	\$1,218,756
	TOTAL	\$2,285,400	\$100,000	\$0	\$1,374,000	\$0	\$3,759,400
CENTRAL GARAGE	VEHICLE WASH FACILITY	\$0	\$0	\$120,000	\$0	\$0	\$120,000
801.801.xxx	FENCING AND GATE REPLACEMENT	\$0	\$0	\$75,000	\$0	\$0	\$75,000
	REHAB WINDOWS, DOORS AND INTERIOR	\$20,000	\$0	\$0	\$0	\$20,000	\$40,000
	FLEET MANAGEMENT SYSTEM	\$25,000	\$25,000	\$0	\$0	\$0	\$50,000
	FIXTURES, TOOLS, EQUIPMENT STORAGE	\$5,000	\$10,000	\$0	\$15,000	\$15,000	\$45,000
	GENERATOR	\$64,328	\$0	\$0	\$0	\$0	\$64,328
	UTILITY TRUCK	\$0	\$0	\$80,000	\$0	\$0	\$80,000
	BUILDING REHABILITATION	\$0	\$0	\$15,000	\$0	\$0	\$15,000
	FUEL SYSTEM UPGRADES	\$0	\$0	\$0	\$75,000	\$75,000	\$150,000
	ROOF REPLACEMENT	\$0	\$0	\$81,000	\$0	\$0	\$81,000
	REPLACE LAWN MOWER	\$0	\$0	\$0	\$0	\$9,000	\$9,000
	SCISSOR LIFT	\$0	\$0	\$0	\$0	\$30,000	\$30,000
	TIRE MACHINE	\$0	\$0	\$0	\$0	\$10,000	\$10,000
	HVAC REPLACEMENT	\$0	\$0	\$0	\$0	\$20,000	\$20,000
	TOTAL	\$114,328	\$35,000	\$371,000	\$90,000	\$179,000	\$789,328
	CENTRAL GARAGE / INTERNAL SERVICE REVENUE FUND	\$114,328	\$35,000	\$371,000	\$90,000	\$179,000	\$789,328
	TOTAL	\$114,328	\$35,000	\$371,000	\$90,000	\$179,000	\$789,328

181

CITY OF YANKTON
FIVE YEAR CAPITAL IMPROVEMENT PLAN
REVENUE SUMMARY

REVENUE SOURCES	2016	2017	2018	2019	2020
GENERAL FUND	\$1,779,155	\$1,501,522	\$3,645,725	\$3,529,487	\$4,345,975
YANKTON COUNTY	\$45,995	\$38,545	\$495,150	\$1,143,838	\$314,275
OTHER FIRE DEPARTMENTS	\$0	\$0	\$0	\$0	\$0
SPECIAL ASSESSMENT = OPT OUT FUND	\$190,232	\$190,232	\$190,232	\$190,232	\$190,232
BRIDGE & STREET FUND	\$21,398	\$21,398	\$21,398	\$21,398	\$21,398
BOND PROCEEDS	\$647,517	\$105,000	\$4,015,000	\$3,986,239	\$12,000,000
FEDERAL AID	\$2,866,768	\$3,779,233	\$1,242,168	\$1,367,168	\$1,106,168
SRF LOANS - FEDERAL	\$12,138,000	\$19,700,000	\$0	\$0	\$0
STATE AID	\$752,500	\$392,500	\$5,000	\$50,000	\$35,500
E911 FUNDS	\$4,000	\$654,000	\$0	\$0	\$0
WASTEWATER UTILITY REVENUE	\$1,634,250	\$315,700	\$4,172,000	\$230,000	\$4,195,000
WATER UTILITY REVENUE	\$3,252,372	\$248,000	\$20,268,000	\$766,000	\$201,000
SOLID WASTE REVENUE	\$144,972	\$541,000	\$321,000	\$0	\$206,000
JOINT POWERS REVENUE	\$24,021	\$188,021	\$217,021	\$268,021	\$301,021
GOLF COURSE REVENUE	\$101,814	\$17,000	\$139,000	\$60,000	\$45,000
CAPITAL IMPROVEMENT SALES TAX	\$8,396,001	\$5,628,971	\$7,040,721	\$8,755,875	\$6,275,496
GOLF COURSE DEPRECIATION	\$60,000	\$60,000	\$60,000	\$60,000	\$60,000
CENT. GARAGE=INT. SERVICE REV.	\$114,328	\$35,000	\$371,000	\$90,000	\$179,000
HIGH SCHOOL=ACTIVITIES CENTER	\$158,510	\$297,410	\$265,425	\$571,865	\$207,550
SENIOR CITIZENS CENTER	\$0	\$0	\$0	\$0	\$650,000
					\$0
TOTAL	\$32,331,833	\$33,713,532	\$42,468,840	\$21,090,123	\$30,333,615

182

CITY OF YANKTON
FIVE YEAR CAPITAL IMPROVEMENT PLAN
SUMMARY OF CAPITAL IMPROVEMENT EXPENDITURES BY DEPARTMENT

DEPARTMENT	2016	2017	2018	2019	2020	TOTAL
CITY MANAGER'S OFFICE	\$1,000	\$7,000	\$1,000	\$1,000	\$1,000	\$10,000
FINANCE OFFICE	\$1,000	\$1,000	\$1,000	\$1,000	\$1,000	\$4,000
INFORMATION SERVICES	\$137,147	\$37,000	\$37,000	\$37,000	\$238,000	\$248,147
COMMUNITY DEVELOPMENT	\$31,000	\$0	\$26,000	\$0	\$1,000	\$57,000
POLICE DEPARTMENT	\$334,616	\$630,900	\$136,400	\$130,900	\$136,400	\$1,232,816
ANIMAL CONTROL	\$0	\$0	\$0	\$0	\$0	\$0
FIRE DEPARTMENT	\$568,308	\$517,657	\$528,957	\$481,357	\$272,657	\$2,096,279
CIVIL DEFENSE	\$0	\$0	\$0	\$0	\$0	\$0
ENGINEERING AND INSPECTION	\$34,710	\$14,700	\$19,700	\$3,500	\$60,000	\$72,610
STREET DIVISION	\$422,009	\$370,000	\$443,000	\$398,000	\$600,000	\$1,633,009
SNOW AND ICE REMOVAL	\$170,000	\$48,000	\$192,000	\$80,000	\$70,000	\$490,000
CITY HALL	\$18,400	\$4,500	\$87,500	\$172,500	\$154,500	\$282,900
TRAFFIC CONTROL	\$44,000	\$44,000	\$45,000	\$195,000	\$45,000	\$328,000
CHAN GURNEY AIRPORT	\$121,842	\$1,030,042	\$290,000	\$2,122,000	\$895,000	\$3,563,884
SENIOR CITIZENS CENTER	\$23,700	\$8,800	\$4,300	\$37,300	\$934,300	\$74,100
COMMUNITY LIBRARY	\$69,000	\$111,500	\$77,500	\$68,000	\$12,068,000	\$326,000
PARKS AND RECREATION	\$284,150	\$336,700	\$2,063,000	\$799,812	\$2,483,500	\$3,483,662
MEMORIAL POOL	\$17,000	\$18,000	\$4,078,000	\$3,512,000	\$12,000	\$7,625,000
MARNE CREEK	\$115,334	\$103,000	\$295,000	\$70,000	\$70,000	\$583,334
BRIDGE AND STREET CONSTRUCTION	\$148,775	\$1,482,321	\$550,000	\$120,000	\$50,000	\$2,301,096
911 / DISPATCH	\$4,000	\$654,000	\$4,000	\$4,000	\$0	\$666,000
WATER UTILITY	\$13,252,372	\$17,748,000	\$20,268,000	\$766,000	\$201,000	\$52,034,372
WASTEWATER UTILITY	\$5,841,850	\$2,515,700	\$4,172,000	\$230,000	\$4,195,000	\$12,759,550
CEMETERY	\$60,500	\$52,500	\$12,500	\$127,500	\$12,500	\$253,000
SOLID WASTE COLLECTION AND DISPOSAL	\$144,972	\$856,000	\$321,000	\$0	\$206,000	\$1,321,972
JOINT POWERS FUND	\$774,021	\$188,021	\$217,021	\$268,021	\$301,021	\$1,447,084
FOX RUN GOLF COURSE	\$161,814	\$77,000	\$199,000	\$120,000	\$105,000	\$557,814
HIGH SCHOOL/ACTIVITIES CENTER	\$272,300	\$461,300	\$511,800	\$484,300	\$264,300	\$1,729,700
SPECIAL CAPITAL IMPROVEMENT TAX	\$6,878,285	\$6,260,891	\$7,517,162	\$9,396,933	\$6,777,437	\$30,053,271
SPECIAL ASSESSMENT PROJECTS	\$2,285,400	\$100,000	\$0	\$1,374,000	\$0	\$3,759,400
CENTRAL GARAGE	\$114,328	\$35,000	\$371,000	\$90,000	\$179,000	\$610,328
TOTAL	\$32,331,833	\$33,713,532	\$42,468,840	\$21,090,123	\$30,333,615	\$129,604,328

183

