



BROBERG ORGANICS LLC
pure and simple

WITHOUT CASTINGS ITS JUST DIRT
BY BRENT BROBERG



WHAT ARE WORM CASTINGS?

- Worm manure
- Black Peat
- Resemble coffee grounds

WHAT MAKES WORM CASTINGS SO GREAT?




WHAT MAKES WORM CASTINGS SO GREAT?

- **The shape of the castings helps with soil compaction**


WHAT MAKES WORM CASTINGS SO GREAT?

- **The shape of the castings helps with soil compaction**
- **Castings will not burn the plant**


WHAT MAKES WORM CASTINGS SO GREAT?

- **The shape of the castings helps with soil compaction**
 - **Castings will not burn the plant**
 - **Castings hold in moisture**
- 
- The bottom of the slide features a decorative graphic consisting of several overlapping geometric shapes in various shades of green, including a dark green triangle on the left and a large light green area on the right.


WHAT MAKES WORM CASTINGS SO GREAT?

- **The shape of the castings helps with soil compaction**
 - **Castings will not burn the plant**
 - **Castings hold in moisture**
 - **Castings have a low NPK which sustains the environment**
- 


WHAT MAKES WORM CASTINGS SO GREAT?

- **The shape of the castings helps with soil compaction**
 - **Castings will not burn the plant**
 - **Castings hold in moisture**
 - **Castings have a low NPK which sustains the environment**
 - **They don't smell**
- 

WHAT MAKES WORM CASTINGS SO GREAT?

- **The shape of the castings helps with soil compaction**
 - **Castings will not burn the plant**
 - **Castings hold in moisture**
 - **Castings have a low NPK which sustains the environment**
 - **They don't smell**
 - **They will keep as long as they don't get wet**
- 

WHAT MAKES WORM CASTINGS SO GREAT?

- **The shape of the castings helps with soil compaction**
 - **Castings will not burn the plant**
 - **Castings hold in moisture**
 - **Castings have a low NPK which sustains the environment**
 - **They don't smell**
 - **They will keep as long as they don't get wet**
 - **They are like a toolbox**
- 

WORM CASTING TEA



AN ALTERNATIVE APPLICATION

WORM CASTING TEA

Castings Tea Recipe

5 gal brew

- 3 pounds of worm castings
- 5 gallons warm water (water temperature should be around 70°)
- ¼ cup unsulfured molasses

Aerate for 24 hours keeping out of sunlight. Be sure to use the brew within 6 hours of brewing.

- ✧ **Castings tea can be used as a spray or drench**
- ✧ **5 gallons of castings tea can cover up to 1 acre**
- ✧ **Check out castings4growth.com**

HOW ARE CASTINGS MADE?












































ONE TIME USE ONLY





CASTING CREATIONS





GUARANTEED
Superior Performance on your Money Back!
See Back for Details



**WIGGLE WORM
SOIL BUILDER**

A little does a lot!



NON-TOXIC

ODOR FREE

**EARTHWORM CASTINGS
ORGANIC FERTILIZER**

INDOOR/OUTDOOR • ALL PURPOSE

JUST A HANDFUL
WILL MAKE YOUR
PLANTS HAPPY!



EXCELLENT FOR:

- HOUSEPLANTS
- VEGETABLES
- FLOWERS
- AND MORE

ALL NATURAL
ORGANIC
FERTILIZER

1-0-0

Net Wt. 30 lb.
(13.60kg)

EARTHWORM CASTINGS • ORGANIC FERTILIZER

EARTHWORM CASTINGS • ORGANIC FERTILIZER