

CITY OF YANKTON

ADOPTED 2013
FISCAL BUDGET



CITY OF YANKTON
ADOPTED 2013 BUDGET

Table of Contents

Table of Contents _____	i
Budget Message, Budget Resolution and Appropriation Ord. _____	iii

CHARTS AND GRAPHS

Property Valuation and Mill Rates _____	1a
Property Tax Mill Rate Comparison _____	2a
City Property Tax Comparison _____	3a
Capital Budget Summary _____	4a
Organizational Chart _____	5a
Budgeted Positions _____	6a
Budget Overview _____	7a
Property Tax Levies _____	8a
Revenue by Sources _____	9a
Expenditures by Type _____	10a
Expenditures by Function _____	11a
Billing and Administration _____	12a
Calculation of Administration Charges to Enterprise _____	13a
Value of Tax Dollar _____	14a
Computation of Legal Debt Margin _____	15a

GENERAL FUND

Analysis General Fund _____	1
Revenues _____	2
Expenditures by Activity	
** Program sheets will be inserted according to activity.	
City Commission _____	4
City Manager _____	5
City Attorney _____	6
Finance Office _____	7
Information Services _____	8
Community Development _____	9
Contingency Fund _____	10
Police _____	11
Animal Control _____	12
Fire Department _____	13
Civil Defense _____	14
Public Services:	
Engineering _____	15
Street Division _____	16
Snow and Ice Removal _____	17
City Hall _____	18
Traffic Control _____	19
Chan Gurney Airport _____	20

Special Appropriations _____	21
Culture – Recreation	
Senior Citizen Center _____	22
Community Library _____	23
Operating Transfers _____	24
Fund Summary _____	28
<u>SPECIAL REVENUE FUNDS</u>	
Parks and Recreation _____	29
Memorial Park Pool _____	31
Summit Activities _____	32
Marne Creek _____	34
Casualty Reserve _____	35
Bridge and Street _____	36
911 / Dispatch _____	37
Lodging Sales Tax _____	38
Infrastructure Improvement _____	39
<u>CAPITAL PROJECTS</u>	
Public Improvements _____	40
Airport Capital _____	41
Park Capital _____	42
Infrastructure Imp. – Construction _____	43
Special Capital Improvement _____	44
Tax Increment District #2 – Morgan Square _____	46
Tax Increment District #5 – Menards _____	47
<u>PUBLIC ENTERPRISE</u>	
Water:	
Operations _____	48
Improvements and Extensions _____	51
Wastewater:	
Operations _____	53
Improvements and Extensions _____	56
Cemetery:	
Operations _____	58
Capital _____	61
Solid Waste Collection:	
Operations _____	62
Capital _____	65
Solid Waste Disposal and Recycling (Joint Powers):	
Operations _____	67
Capital _____	71
Golf Course:	
Operations _____	73
Improvements and Extensions _____	77
<u>INTERNAL SERVICE</u>	
Central Garage _____	79



City of Yankton

410 - 416 Walnut
P.O. Box 176
Yankton, South Dakota 57078-0176
Phone (605) 668-5221

July 31, 2012

Honorable Mayor Nancy Wenande
Members of the Yankton City Commission
P.O. Box 176
Yankton, SD 57078

Ladies and Gentlemen,

It is my pleasure to submit for your consideration the 2013 Proposed Budget for all City operations. This letter is intended to serve as the budget message for that proposal and outlines the nature of the \$40,200,167 million budget plan for the coming year. This message is not intended to identify all the specifics of the entire page budget document, but rather provide a brief overview of some of the highlights of the recommended budget as they relate to fund levels, unique attributes impacting the budget, and significant budget related activities of the organization.

The budget document is a substantial policy and managerial tool that highlights the interaction between the City staff and the City Commission. Through the budget document, service levels are established, policy directions are initiated, and fiscal positioning is achieved. The budget is truly an effort in cooperation between the entities of the City and the public as a whole.

FACTORS IN THE LOCAL ECONOMY

Local economic indicators are remaining fairly strong from previous years. Sales tax figures are very strong and property tax valuations continue to rise at a moderately steady amount. The outlook for the balance of the remainder of this year is cautiously optimistic with the drought conditions looming over the region. Building permits for 2012 are up substantially over the same period the previous year (\$22 million vs. \$8.5 million). Though these factors are only a few of many in relation to the local economy, I do believe they present positive information regarding the health of the Yankton economy and its commercial position in the region.

ACCOMPLISHMENTS

As the 2013 budget is proposed, it is appropriate to return to recent capital improvement accomplishments. While the listed items are only a sample of the capital improvements being completed, they do represent a concerted effort across departments for the improvement of services being offered by the City of Yankton.

- *Development of design and beginning construction process for the new Meridian Bridge Plaza*



- *Beginning development of designs for the State of South Dakota's reconstruction of 4th Street*
- *Establishment of TID #5 and grand opening of the new Menards store*
- *Various Airport Improvement Projects*
- *Memorial Park Pool improvements*
- *Marne Creek Trail improvements*
- *Downtown Improvements*
- *Various water and wastewater replacement projects*

PROPOSED 2013 BUDGET AT A GLANCE

Major highlights, conditions, and expectations of the proposed 2013 budget include the following:

- *This budget is based on estimated service levels needed to accomplish the goals outlined in the budget for each department. As the development of goals and direction for many of the department activities have occurred during this budget season without a sitting City Manager, the budget has been established with the prior year as a standard base. Changes in these levels may occur throughout the year, depending upon assessment and evaluations of city operations and services. Any major effort in organization change, however, would likely occur as part of the development of the 2014 budget and would be implemented at that time.*
- *Spending activity for general expenditures follow the previous year's budget.*
- *The General Fund budget is developed with a budget to zero philosophy. Therefore, there is no dedicated reserve amount identified for an end of the year amount. While this budget method is a politically acceptable approach that establishes a resource base in accordance with current needs, it does, however, place an increased emphasis on budget certainty and rigid budget implementation and monitoring. Any change in economic conditions requires an immediate reaction with management response.*
- *Sales tax revenue, a significant revenue source in the General Fund, is budgeted to increase approximately 5% from 2011's projected budget levels and 3% over 2012's estimates. Monitoring sales tax growth is a vital component of the budget implementation activities for the City of Yankton. The City is highly dependent upon this revenue source and must be cognizant of that aspect of local government operations. This emphasis is seen in other budget areas such as economic development expenditures and quality of life activities. The need to continue to enhance the desirability of Yankton will ensure sustainability in the short and long range future. Balancing the aspects of the activities of local government needs to be done with the understanding that we are reliant upon sales tax and should keep that in mind as we establish the budget document for the upcoming year.*
- *Property tax revenue, the other significant source of revenue in the General Fund, is projected to remain on its previous trend of slight increases that are dictated by the State mandated formula. As the Commission is aware, property taxes were frozen by the State legislature at a time when Yankton had a low property tax levy. This freeze will continue to be a challenge for the City into the future as it is forced to examine and prioritize services*

that impact the community and its ability to continue to improve the quality of life for its residents.

- *Increases are being recommended in the three main enterprise funds for the City. These increases are being proposed as part of a business plan model to overcome depreciation expenses that are traditionally neglected until a municipality is forced to borrow for major improvements. Current reviews of the enterprise funds reveal declining fund balances in each of the funds. Furthermore, scheduled projects in the capital improvement plan would deplete any available balances in the near future. As such, staff is recommending increases in the Water, Wastewater, and Solid Waste funds in the average amount of 3%, 7%, and 3% respectively. These increases will allow for maintenance and completion of capital needs in each of these areas. Furthermore, developing a fund balance that draws interest while projects are being completed increases the resources through appropriate investing.*
- *Significant construction projects are being recommended in this year's proposed budget. The recommendation is to fulfill current obligations, maintain levels of new construction related to infrastructure needs, and continue to improve the facilities available to the public. These projects include numerous street projects listed in the Capital Improvement Plan (CIP) and funded with the second penny sales tax and continued investment in recreation projects as outlined in the CIP. While the City of Yankton is facing revenue concerns, the continued establishment and funding of the CIP is a vital component to the budget process and produces results that benefit the community now and into the future.*
- *Parks and Recreation expenditures are increasing in response to maintenance requirements and enhancements to the amenities offered to the community. Continued review of the operation of the activities, especially the revenue generating divisions of the Summit Activities Center, Memorial Pool and Fox Run Golf Course will be required to ensure that we are maximizing the use, value, and operations of the respective facilities. While it may be unrealistic to assume we can get these operations to exist without some fashion of a general fund subsidy, it is certainly desired to operate these activities in a fashion that is in the best interest of the community.*
- *Personnel costs continue to increase, a scenario that is universal across municipal and private enterprise. Health care is projected to increase between 5% and 10% from the previous year. Distribution of this increase is spread between the City and employees in the same manner as was previously established in 2011's budget.*
- *Community support activities supported by the general fund are proposed to remain at the level of 2011's expenditures. Faced with the economic conditions and limitations on new revenues, it is not recommended to increase the level contributed from the general fund. Should the Commission desire to increase funding in this area, it is recommended to use the BBB fund as it would then not take the valuable resources from general fund activities and the core services supported by it.*

GENERAL FUND REVENUE

SALES AND USE TAX

Sales and use tax are projected to grow approximately 3% from 2012's estimate. The General Fund is projected to receive approximately \$4,671,212 from sales and use tax.

PROPERTY TAX

Property Tax revenues are projected to remain constant in terms of growth based upon the 3% inflation plus growth increase as defined in state formulas. As such, the general fund is projected to receive approximately \$2,350,023 in property taxes.

UTILITY FUND REVENUES AND BALANCES

WATER FUND

Water fund revenue is conservatively projected at \$3,400,000 a slight decrease below estimates for this year. We are proposing a rate increase in response to inflationary pressures and capital replacement expectations. Projections are, however, difficult as the final revenues are typically weather dependent. Drought conditions thru the Summer of 2012 have set new records levels of water consumption. Additionally, due to the capital projects that are in the budget for this year, the balance for the water fund is expected to decline as debt would be necessary to complete the upgrades.

Below is a breakdown of the proposed increase:

Water	3%				
	Minimum	Usage / 1,000	Use Charge	Bill	Increase
Old Rate	<i>(Inc. 2,000)</i> \$13.21	<i>3,000</i> \$3.41	\$10.23	\$23.44	
New Rate	\$13.61	\$3.51	\$10.53	\$24.14	\$0.70

WASTEWATER FUND

Wastewater Fund revenues are projected at \$3,006,700, an increase from the previous year. With a number of large projects identified, I am recommending a slightly larger increase to accommodate the necessary debt service to accomplish the identified CIP expenditures.

Below is a breakdown of the proposed increase:

Wastewater		7%			
	Minimum	Usage / 1,000	Use Charge	Bill	Increase
Old Rate	\$7.23	5,000 \$4.37	\$21.85	\$29.08	
New Rate	\$7.74	\$4.68	\$23.40	\$31.14	
					\$2.06

SOLID WASTE FUND

Solid Waste revenue for 2013 is projected at \$818,444.

Below is a breakdown of the proposed increase:

Solid Waste		3%			
	Minimum	Usage / 1,000	Use Charge	Bill	Increase
Old Rate	\$15.22	N/A	N/A	\$15.22	
New Rate	\$15.68	N/A	N/A	\$15.68	
					\$0.46

GENERAL FUND EXPENDITURES

GENERAL FUND

Expenditures in the General Fund are \$13,383,358. This amount is up over the total expenditures adopted in the 2012 budget. A portion of this increase is tied to a recommended change in accounting to accommodate the funds associated with the creation of TID #5 including the payment of the debt service and sales tax rebate. Under the budgeting to zero approach, unused revenues from the previous year are added to the available funds for the next year.

UTILITY FUND EXPENDITURES

WATER FUND

Water fund operating expenditures are recommended at \$2,671,479. Expenditures listed in the Capital Improvement Plan are recommended at \$1,988,796. A number of issues related to the water intakes and modifications to the water treatment plant and its processes loom on the near horizon.

WASTEWATER FUND

Waste Water operating expenditures are recommended at \$3,014,127, a slight decrease from the previous year's budget. Capital expenditures in the wastewater fund for 2013 are recommended at \$4,410,376. As stated earlier, even with the recommended increase in rates, this fund will face a declining balance.

SOLID WASTE FUND

Solid Waste operating expenditures are recommended at \$868,753. Capital expenditures in the solid waste fund are recommended at \$24,000, which involves the trade of a used tractor from the airport.

PERSONNEL COMPENSATION AND BENEFITS PROPOSALS

No new General Fund full-time positions are being recommended in this proposed budget. As the City continues to grow and amenities are being added, manpower is an area that will need to be examined on an annual basis to ensure we are adequately staffed and are maximizing the resources that we do have. The budget does include the addition of a proposed full-time events coordinator in the BBB.

The proposed 2013 budget includes provisions for a base adjustment of 2%, and also to provide the funding to continue the annual 1 step increase for eligible employees that brings them closer to the midpoint for their respective salary grade, a practice that has been in place for the past three years. This recommendation in this budget is to implement these increases to eligible employees. With personnel issues such as this, we will make sure that we are in compliance with all respective labor laws as they relate to bargaining and the negotiation process with the recently formed employee union, and do not implement anything that would be considered a violation of the labor negotiation process.

Health care increases are budgeted to rise by about 10%. This is the anticipated worst-case scenario and is a conservative approach to this volatile area. To continue to provide this important benefit, yet maintain fiscal stability within the organization, the proposed budget recommends implementing the increase according to current distribution formula with the City paying 100% of the costs for a single plan and splitting the costs with the employees for dependent care plans.

CONCLUSION

The proposed budget was developed and is recommended as an appropriate use of the resources available to the City. Rising costs and increased demands certainly stress the resources the City has to draw from. However, the development of this budget demonstrated the willingness of the Management Team to address these issues with a fundamental belief in serving the community as best we can with the resources that are available.

Forecasting into the future, it is important to be aware of potential fluctuations in the economy and how they may impact the resources available to the local municipal organization. In the short term, it appears that the City of Yankton will continue its trend of a moderate growth pattern, both in population and sales. While experiencing this situation, it is important to continue to invest in the community in a fashion that will allow the City to continue to establish itself as a desirable location. I firmly believe that the more we can improve our community the better we are able to maintain the positive growth trends that allow us to reinvest our resources in respective improvements. It is with that belief that I submit this year's budget. At the end of the year, I feel we will be able to look back and be pleased with the investment in our community and be excited about the opportunity to start into next year's budgeting process.

I would like to acknowledge the efforts of the whole Management Team and especially Duane Johnson that have worked together through the constraints and limitations to present this budget for Commission review. This document is truly a team effort and their contributions are significant. Finally, acknowledging all the employees throughout the City is also required, as they are the body that implements these policies and programs at the ground level. With these acknowledgements, I present the proposed 2013 Budget.

Respectfully,



Al Viereck
Acting City Manager

CITY OF YANKTON
ADOPTED 2013 BUDGET
Property Valuations & Mill Rate 1984-2012

Year Appraised	Real	Utilities	Total	Dollar Change	Percent Change	City Mill Rate	
						\$ per M	Year Collected
1984	\$87,288,475	\$5,358,689	\$92,647,164	\$770,392	0.84%	7.66	1985
1985	\$88,207,887	\$5,537,357	\$93,745,244	\$1,098,080	1.19%	8.31	1986
1986	\$91,294,969	\$5,461,565	\$96,756,534	\$3,011,290	3.21%	8.43	1987
1987	\$92,462,000	\$5,429,093	\$97,891,093	\$1,134,559	1.17%	8.42	1988
1988	\$94,644,748	\$5,671,208	\$100,315,956	\$2,424,863	2.48%	8.51	1989
1989	\$192,437,666	\$13,130,433	\$205,568,099	\$105,252,143	104.92%	4.21	1990
1990	\$197,507,417	\$13,419,038	\$210,926,455	\$5,358,356	2.61%	4.20	1991
1991	\$260,014,829	\$10,676,335	\$270,691,164	\$59,764,709	28.33%	3.44	1992
1992	\$279,966,735	\$11,019,659	\$290,986,394	\$20,295,230	7.50%	3.42	1993
1993	\$301,183,271	\$11,718,889	\$312,902,160	\$21,915,766	7.53%	3.42	1994
1994	\$310,852,204	\$12,117,292	\$322,969,496	\$10,067,336	3.22%	2.89	1995
1995	\$306,421,285	\$12,917,642	\$319,338,927	(\$3,630,569)	-1.12%	2.76	1996
1996	\$321,228,758	\$14,469,427	\$335,698,185	\$16,359,258	5.12%	3.02	1997
1997	\$313,556,472	\$14,138,024	\$327,694,496	(\$8,003,689)	-2.38%	3.27	1998
1998	\$327,060,432	\$14,533,733	\$341,594,165	\$13,899,669	4.24%	3.26	1999
1999	\$364,893,860	\$15,694,761	\$380,588,621	\$38,994,456	11.42%	3.16	2000
2000	\$386,593,089	\$15,972,819	\$402,565,908	\$21,977,287	5.77%	3.13	2001
2001	\$374,030,545	\$16,757,990	\$390,788,535	(\$11,777,373)	-2.93%	3.22	2002
2002	\$393,290,557	\$17,104,726	\$410,395,283	\$19,606,748	5.02%	3.28	2003
2003	\$406,530,569	\$17,267,704	\$423,798,273	\$13,402,990	3.27%	3.30	2004
2004	\$426,336,173	\$17,267,704	\$443,603,877	\$20,003,855	4.72%	3.29	2005
2005	\$439,045,063	\$14,999,059	\$454,044,122	\$10,241,994	2.31%	3.26	2006
2006	\$451,460,316	\$15,332,732	\$466,793,048	\$12,748,926	2.81%	3.33	2007
2007	\$507,568,187	\$15,332,733	\$522,900,920	\$56,107,872	12.02%	3.31	2008
2008	\$592,113,910	\$13,669,173	\$605,783,083	\$82,882,163	15.85%	3.58	2009
2009	\$622,528,251	\$13,669,173	\$636,197,424	\$30,414,341	5.02%	3.51	2010
2010	\$651,333,709	\$13,669,173	\$665,002,882	\$28,805,458	4.53%	3.44	2011
2011	\$724,224,400	\$13,669,173	\$737,893,573	\$72,890,691	10.96%	3.55	2012
2012	\$780,713,903	\$13,669,174	\$794,383,077	\$56,489,504	7.66%	3.23	2013

Notes:

The 1984-1988 valuation reflects 50% of full and true value as set by the Yankton County Board of Equalization.

The 1989 valuation reflects 100% of full and true values as required by State Law.

The 1991 valuation represents a mass reappraisal.

The 1996 valuation reflects 91.7% for owner-occupied and 88.3% for ag.

The 1997 valuation reflects 85% for both ag and owner-occupied.

The 1998 valuation reflects 86% for owner-occupied and 88% for ag.

The 1999 valuation reflects 94.3% for ag and 89.4% for owner-occupied.

The 2000 valuation reflects 98.2% for ag and 89.6% for owner-occupied.

The 2001 valuation reflects 91% for ag and 87.9% for owner-occupied.

The 2002 valuation reflects 92.6% for ag and 89.7% for owner-occupied.

The 2003 valuation reflects 96.6% for ag and 89.8% for owner-occupied.

The 2004 valuation reflects 91.8% for ag and 92.7% for owner-occupied.

The 2005 valuation reflects 88.5% for ag and 92.0% for owner-occupied.

The 2006 valuation reflects 89.1% for ag and 91.7% for owner-occupied.

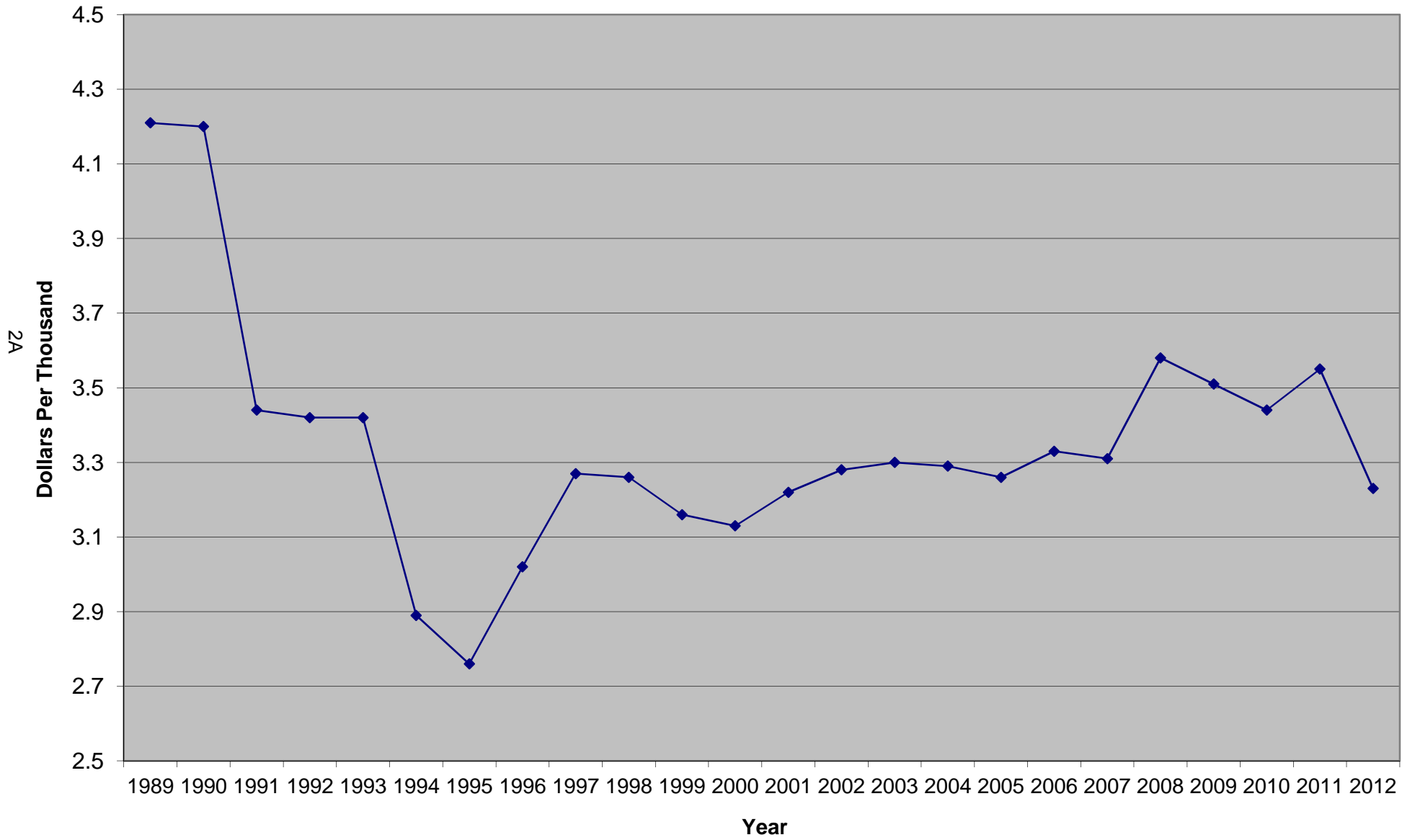
The 2007 valuation reflects 99.1% for ag and 91.7% for owner-occupied.

The 2008 valuation reflects 93.6% for ag and 90.8% for owner-occupied.

The 2009 valuation reflects 85% for ag and 88.6% for owner-occupied.

The 2010 valuation reflects 84.8% for ag and 92.6% for owner-occupied.

2013 Adopted Budget Mill Levy Trend



CITY OF YANKTON
ADOPTED 2013 BUDGET
City Property Tax Comparison

Retail Home Value	Amount of City 2010 Tax Levy 3.55 MILLS	Amount of City 2011 Tax Levy 3.23 MILLS	Change in Property Tax
\$45,000	\$147.93	\$136.19	(\$11.74)
\$50,000	\$164.37	\$151.33	(\$13.04)
\$55,000	\$180.80	\$166.46	(\$14.34)
\$60,000	\$197.24	\$181.59	(\$15.65)
\$70,000	\$230.11	\$211.86	(\$18.26)
\$75,000	\$246.55	\$226.99	(\$19.56)
\$80,000	\$262.98	\$242.12	(\$20.86)
\$85,000	\$279.42	\$257.25	(\$22.17)
\$90,000	\$295.86	\$272.39	(\$23.47)
\$95,000	\$312.29	\$287.52	(\$24.78)
\$100,000	\$328.73	\$302.65	(\$26.08)

NOTE: 2011 Valuations reflected at: 92.6%
 2012 Valuations reflected at: 93.7%

CITY OF YANKTON

Adopted 2013 Budget Capital Budget Summary

Fund	Description	New	Replacement	Capital	Total
GENERAL (101)					
City Manager's Office					
102 350	Office Furniture		\$1,000		\$1,000
Finance					
104 350	Office Furniture		\$1,000		\$1,000
Information Services					
105 350	Server & Computer Equipment		\$35,000		
105 350	Office Furniture & Equipment		\$1,000		
105 350	Plotter / Printer Replacement		\$2,000		
105 350	Technology Equipment		\$1,000		
105 350	Digital Camera		\$1,000		
105 350	Software Upgrade / Maintenance		\$2,000		
					\$42,000
Community Development					
106 350	Vehicle Replacement		\$24,000		
106 350	Software System-Building Permit, Zoning, Ord Comp		\$30,000		
					\$54,000
Police					
111 350	Range Upgrade		\$3,000		
111 350	Vehicle Replacements		\$75,000		
111 350	Protective Vests		\$7,000		
111 350	K-9 UNIT		\$2,000		
111 350	Special Response Team Equipment		\$6,000		
111 350	Tasers		\$4,500		
111 350	Video Camera And Recorder-Patrol Cars		\$55,000		
111 350	Portable Radios		\$9,000		
111 350	In Car Computers		\$5,000		
111 350	Replace Radar		\$6,000		
111 350	Furniture		\$2,500		
111 350	Detective Equipment		\$4,000		
111 350	Cameras		\$2,000		
111 350	Weapons		\$28,000		
					\$209,000
Animal Control					
113 350	Shelter Renovation		\$3,000		
					\$3,000
Fire					
114 350	2nd Station Capital		\$240,694		
114 350	Cyclical Replacement Personal Protective Equipment		\$10,000		
114 350	Cyclical Replacement of of Fire Hose		\$3,500		
114 350	Cyclical Replacement of Pagers		\$2,000		
114 350	Fire Grant Equipment (95/5)		\$100,000		
114 350	Replace Engine #2 - 1992		\$400,000		
114 350	Retrofit Engine #1 with Foam System		\$15,000		
114 350	Mobile Computers		\$20,000		
114 411	Interest Debt Service		\$100,232		
114 441	Principal		\$90,000		
					\$981,426

CITY OF YANKTON

Adopted 2013 Budget Capital Budget Summary

Fund	Description	New	Replacement	Capital	Total
Engineering and Inspection					
122 350	Furniture & Office Equipment		\$3,000		\$3,000
Streets					
123 350	Roller (Steel Face)		\$125,000		
123 350	One Tone Truck		\$62,000		
123 350	Pickup		\$38,000		
123 350	Asphalt Storage Boiler		\$65,000		
					\$290,000
Snow & Ice					
124 350	Replace Snow Plows		\$13,000		
124 350	Snow Box		\$10,000		
					\$23,000
City Hall					
125 301	Lawn Care Equipment and Landscaping		\$1,000		
125 301	Carpet / Floor Replacement		\$1,500		
125 301	Roof Maintenance		\$20,000		
125 301	Building Masonry Repair		\$4,000		
125 301	Upgrade/Replace Heating Control Talon Motherboard		\$5,500		
125 301	Garage Doors		\$8,000		
125 301	Key & Security System		\$50,000		
125 350	Riding Mower		\$2,500		
					\$92,500
Traffic Control					
126 350	New Street Lights / Detector Loops & Circuits		\$5,000		
126 350	School Crossings		\$3,000		
126 350	Street Lighting Replacement		\$11,000		
126 350	Signal System Upgrades/Replacement		\$25,000		
					\$44,000
Chan Gurney Airport					
127 301	Barrel Hanger Maintenance		\$8,000		
127 320	Hanger		\$34,145		
127 350	Replace Tractor and Mower		\$120,000		
127 350	Signage		\$5,000		
127 350	Terminal Building and Fuel Equipment		\$1,000		
127 350	Ground Power Unit		\$11,000		
					\$179,145
Senior Citizens Center					
141 301	Concrete Replacement		\$1,000		
141 301	Flooring		\$3,000		
141 301	Window Replacement		\$1,000		
141 301	Ceiling Tile		\$200		
141 301	Landscaping		\$1,000		
141 350	Tables & Chairs		\$1,000		
141 441	Building Addition - Debt Service		\$36,900		
					\$44,100
Library					
142 340	New Books		\$50,000		
142 342	Audio Visual Materials		\$11,000		
142 350	Furniture		\$1,500		
142 350	Receipt Printers		\$2,000		
					\$64,500

CITY OF YANKTON

Adopted 2013 Budget Capital Budget Summary

Fund	Description	New	Replacement	Capital	Total
Parks and Recreation (201)					
201 301	Landscaping		\$5,000		
201 350	Shop Equipment		\$1,000		
201 350	Lawn Care Equipment		\$2,000		
201 350	Utility Vehicle w/Box, Sprayer, Spreader		\$30,000		
201 350	Trucks		\$50,000		
201 350	Park Furniture		\$6,000		
					\$94,000
Memorial Park Pool (202)					
202 350	Lifeguard Stand		\$9,000		
202 350	ADA Lift		\$4,000		
					\$13,000
High School/Summit Activities Center (203)					
203 350	Fitness Equipment (50s/50c)		\$12,000		
					\$12,000
Marne Creek (204)					
204 310	Land Acquisition		\$30,000		
204 320	Maintenance Trail Construction		\$20,000		
204 320	Bank Stabilization		\$10,000		
204 321	Directional Signage		\$7,000		
204 321	Trail Amenities - Benches, Trash Can Holders		\$2,000		
204 350	Lawn Care Equipment		\$1,000		
					\$70,000
Bridge and Street (207)					
221 301	Road Materials		\$50,000		
221 391	Pine Street Bridge Refurbishment		\$105,000		
221 396	Linn Street Walk Bridge		\$10,000		
					\$165,000
911 / Dispatch (208)					
208 350	Computer Equipment		\$4,000		
					\$4,000
BBB (211)					
211 350	Equipment		\$25,000		
					\$25,000
Airport Capital (502)					
511 386	Reconstruct Taxiway Hanger Tie In		\$5,000		
511 390	Midfield Taxiway (7% City / 3% State)		\$400,000		
511 394	Reconstruct Apron (3% City / 2% State)		\$130,000		
					\$535,000
Parks & Recreation Capital (503)					
541 321	Memorial Park Sidewalk to North Shelter		\$5,000		
542 320	Setoma Park - Basketball Court		\$25,000		
544 320	Riverside Park - Wedding Gazebo		\$50,000		
545 320	Westside Tennis court Resurfacing		\$12,000		
548 322	Sidewalks in Parks		\$9,000		
549 321	Park Signs		\$5,000		
					\$106,000
Special Assessment Projects (504)					
581 392	Alley		\$35,000		
581 395	15th Street (Summit to WCLR)		\$50,000		
					\$85,000

CITY OF YANKTON

Adopted 2013 Budget Capital Budget Summary

Fund	Description	New	Replacement	Capital	Total
SPECIAL CAPITAL IMPROVEMENT (506)					
Summit Activities Center Building Construction (SAC) (571)					
571 350	Misc Repairs (100c)		\$15,000		
571 350	Pool Deck Furniture (11s/89c)		\$1,000		
571 350	Pool Vacuum (11s/89c)		\$5,000		
571 350	Trail Overlay (60s/40c)		\$35,000		
571 350	Landscaping (60s/40c)		\$1,000		
571 350	Restripe Parking Lots (60s/40c)		\$3,500		
571 350	Gym Floors (85s/15c)		\$70,000		
					\$130,500
Street Reconstruction (506)					
572 376	Open Asphalt		\$550,000		
572 384	Mulberry, 23rd to Donohoe		\$1,310,000		
572 385	WCLR, 9th to 31st (w/county)		\$300,000		
572 386	Bill Bags Road, Hwy 50 to Alumax Road (w/county)		\$1,022,000		
572 389	Downtown Improvements		\$400,000		
572 390	Street Construction		\$75,000		
572 394	Riverside Dr, Broadway to Green		\$450,000		
572 395	4th Street, Broadway to Ferdig		\$50,000		
572 634	Loan to TID #5 (Payment to YAPG)		\$260,000		
572 626	Transfer to Bridge & Street		\$79,602		
574 362	5th Street, Douglas to Hwy 81		\$487,000		
574 363	Alumax Road, Whiting Drive to RR		\$282,000		
574 373	Permanent Pavement Markings		\$80,000		
574 381	Downtown Alleys		\$135,000		
574 399	Douglas, 23rd to 25th (STIP)		\$0		
					\$5,480,602
Storm Sewer (506)					
573 390	Storm Sewer Construction		\$12,000		
573 399	Marne Creek Tributary Master Plan Drainage		\$25,000		
573 623	Transfer to Marne Creek		\$60,000		
					\$97,000
Water Utilities (602)					
602 301	Booster Station Shingle		\$6,000		
602 301	Carbon Feeder Plant #2		\$80,000		
602 301	Lime Auger Replacement		\$25,000		
602 350	Curb Stop Locator		\$1,000		
602 350	Electronic Meter Reading Update		\$100,000		
602 350	Power Valve Wrench		\$8,000		
602 350	Small Portable Generator		\$2,500		
602 350	Flamable Materials Storage		\$5,000		
602 350	Panel Views		\$7,000		
602 380	Broadway, 31st to Wilson Trailer		\$60,000		
602 381	Locust St, 15th to N Side of Bridge		\$13,000		
602 382	West Street, 8th to 9th		\$64,000		
602 389	Douglas, Anna to 31st		\$175,000		
602 390	Reserve for Future Improvements		\$75,000		
607 607 320	Treatment Plant Improvements		\$1,000,000		
					\$1,621,500

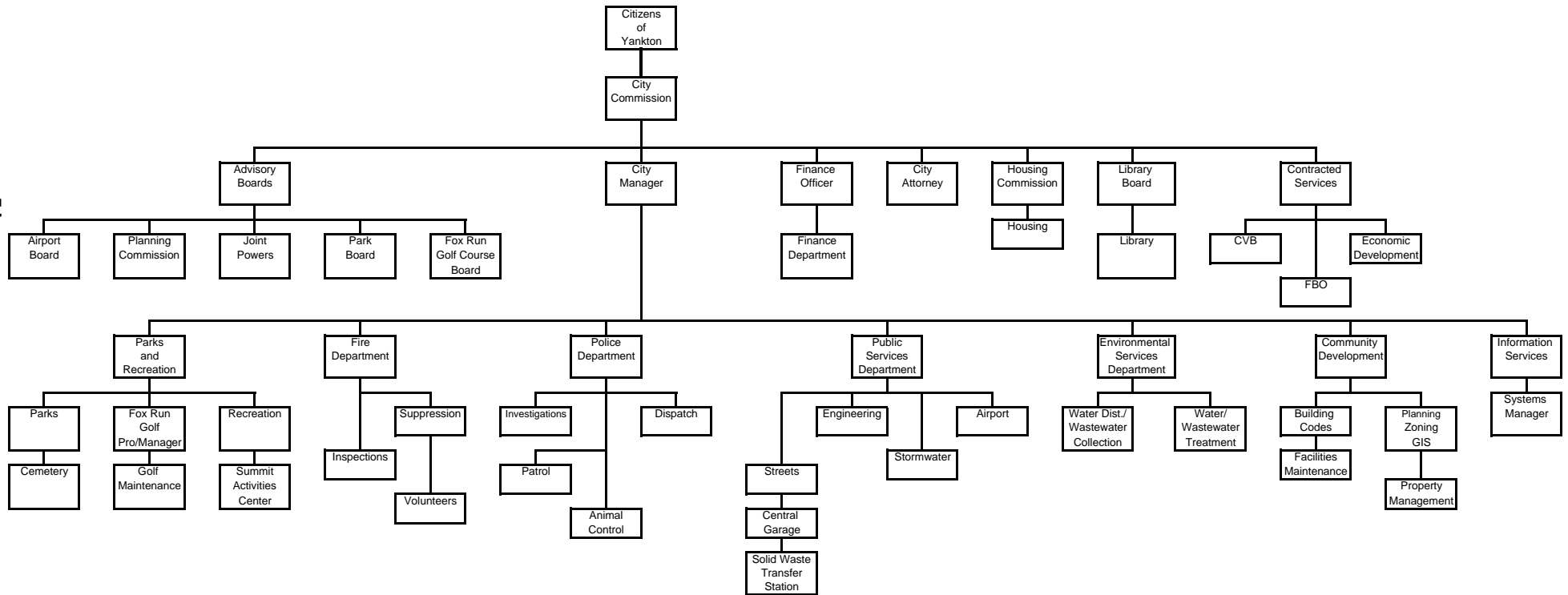
CITY OF YANKTON

Adopted 2013 Budget Capital Budget Summary

Fund	Description	New	Replacement	Capital	Total
Wastewater (611)					
611 301	Clarifier - Sandblast & Paint		\$50,000		
611 301	Manhole Repair		\$25,000		
611 301	Screening for Lagoons		\$6,000		
611 324	Lift Station Rehab		\$3,400,000		
611 325	Riverside Drive, Broadway to Green		\$85,000		
611 350	Aerator for Lagoons		\$2,000		
611 350	6" Water Pump		\$22,000		
611 350	Replace Samplers		\$6,000		
611 350	Radio		\$700		
611 350	Replace Lab Equipment		\$7,000		
611 350	Power Washer		\$2,000		
611 350	Ice Maker		\$4,000		
611 350	Air Compressor		\$14,000		
611 350	Pickup		\$25,000		
611 350	Lab Water Still		\$6,500		
611 350	BOD Incubator		\$1,000		
611 390	Reserve for Future Improvements		\$35,000		
					\$3,691,200
Cemetery (621)					
621 301	Landscaping		\$1,000		
621 301	Repurchase Cemetery Lots		\$500		
621 301	Repair old Headstones		\$1,000		
621 3	Pet Cemetery		\$3,000		
621 350	Replace Mowers & Trimmers		\$1,000		
621 350	Snow Blade for Truck		\$5,000		
					\$11,500
Solid Waste (631)					
631 350	Tractor		\$24,000		
					\$24,000
Solid Waste Disposal and Recycling (Joint Powers) (637)					
637 350	Transfer Trailer		\$70,000		
637 390	Rubble Trench		\$25,000		
638 350	Pavement Additions & Replacement		\$68,000		
638 441	Building Debt Service (\$352,680@3%-20 Years)		\$24,021		
					\$187,021
Golf Course (641)					
641 350	TCE - Outfront Mower (3)		\$12,000		
641 350	TCE - Fairway Mowers (3)		\$42,000		
					\$54,000
Central Garage (801)					
801 350	Electric Gen Set		\$65,000		
					\$65,000
TOTALS			\$14,502,994		\$14,502,994

Organization Structure for the City of Yankton

5A



City of Yankton

Adopted 2013 BUDGET

Budgeted Positions

Department Name 2012 Regular 2012 Regular 2013 Regular 2013 Regular &
 Full-time Part-time Full-time Appointed Part-time

Department Name 2012 Regular 2012 Regular 2013 Regular 2013 Regular &
 Full-time Part-time Full-time Appointed Part-time

City Commission				
Mayor		1		1
Commissioners		8		8
City Manager				
City Manager	1		1	
Administrative Secretary	1		1	
HR Coordinator	1		1	
Information Services				
Information Services Manager	1		1	
Systems Manager	1		1	
Comm. Development				
Comm Develop. Director	1		1	
Building Official	1		1	
Building Inspector/Eng Tech	1		1	
Code Enforcement Official				1
City Attorney				
Attorney		1		1
Finance Office				
Finance Officer	1		1	
Deputy Finance Officer	1		1	
Computer Operator	1		1	
Accounting Clerks	3		3	
Utilities Cust. Serv. Clerk	1		1	
Municipal Records Clerk	1		1	
Police				
Chief of Police	1		1	
Asst. Chief of Police	1		0	
Lieutenant	1		3	
Sergeants	3		3	
Corporals	3		1	
Detectives	3		3	
Police Officers	14		15	
Dispatchers	9		8	
Office Specialist	1		1	
Police Records Clerk	1		1	

Animal Control				
Animal Control Officer	1		1	
PS Administration				
Director of Public Services	1		1	
Airport Supervisor	1		1	
Secretary	1		1	
Office Specialist	0.17		0.17	
Housing Authority	1		1	
PS Engineering				
Civil Engineer	1		1	
Sr. Engineering Tech	2		2	
Government Buildings				
Bldg Mnt/Custodial Sup	0.75		0.75	
Custodians	1		1	
PS Streets				
Street Super/PS Mgr	1		1	
Street Supervisor	1		1	
Sr. Equipment Operator	5		5	
Equipment Operator	5		5	
Lead Sr. Equipment Oper	1		1	
Office Specialist	0.17		0.17	
PS Traffic Control				
Airport Mnt/Signal Tech	0.5		0.5	
PS Gurney Airport				
Airport Mnt/Signal Tech	0.5		0.5	
Community Library				
Library Director	1		1	
Librarian	1		1	
Sr. Library Assistant	2		2	
Library Assistant		2		3
Library Aide		1		0
Bldg Mnt/Custodial Sup	0.25		0.25	
Library Custodian		0.75		0.75

City of Yankton

Adopted 2013 BUDGET Budgeted Positions

Department Name 2012 Regular 2012 Regular 2013 Regular 2013 Regular &
Full-time Part-time Full-time Appointed Part-time

Department Name 2012 Regular 2012 Regular 2013 Regular 2013 Regular &
Full-time Part-time Full-time Appointed Part-time

Department Name	2012 Regular Full-time	2012 Regular Part-time	2013 Regular Full-time	2013 Regular & Appointed Part-time
Fire Department				
Fire Chief	1		1	
Fire Marshal	1		1	
Parks & Recreation				
P&R Director	1		1	
Parks Superintendent	1		1	
Secretary	1		1	
Sr. Grounds Mntc Wrkr	1		1	
Grounds Mntc Wrkr	4		4	
Urban Forestry Specialist	1		1	
Marne Creek				
Sr. Grounds Mntc Wrkr	1		1	
Summit Activities Ctr				
Recreation Superintendant	1		1	
Recreation Coordinator	1		1	
Office Specialist	1		1	
Receptionist	1		1	
Golf Course				
Golf Pro/Manager	1		1	
Assistant Golf Pro	1		1	
Golf Course Superintendent	1		1	
Sr. Equipment Operator	1		1	
Water				
Utilities Director	0.5		0.5	
Wtr Distr/WW Collec Super	1		1	
Water Plant Superintendent	1		1	
Water Plant Supervisor	1		1	
Sr. Water Plant Operators	2		2	
Water Meter Technician	1		1	
Utilities Mntc Wrkr	1		1	
Water Plant Operator	2		2	

Department Name	2012 Regular Full-time	2012 Regular Part-time	2013 Regular Full-time	2013 Regular & Appointed Part-time
Wastewater				
Utilities Director	0.5		0.5	
WW Plant Superintendent	1		1	
WW Plant Supervisor	1		1	
Sr WW Plant Operator	1		1	
WW Plant Operator	1		1	
Sr WW Lab Technician	1		1	
Lead Sr Equipment Operator	1		1	
Utilities Mntc Worker	2		2	
WW Lab Tech/Plant Oper	1		1	
Cemetery				
Cemetery Mnt. Worker	1		1	
Solid Waste				
Sr. Sanitation Truck Oper	2.75		2.75	
Sanitation Truck Operator	3.25		3.25	
Jt Pwrs/Trans Station				
Office Specialist	1.66		1.66	
Transfer Station Supervisor	1		1	
Transfer Station Truck Oper	1		1	
Transfer Station Attendent	0.5		0.5	
Sr. Sanitation Truck Oper	0.25		0.25	
Sanitation Truck Operator	0.75		0.75	
Recycling				
Transfer Station Attendent	0.5		0.5	
Central Garage				
Fleet Supervisor	1		1	
Fleet Mechanic	1		1	
<hr/> <hr/>				
TOTAL	135	13.75	135	13.75

68

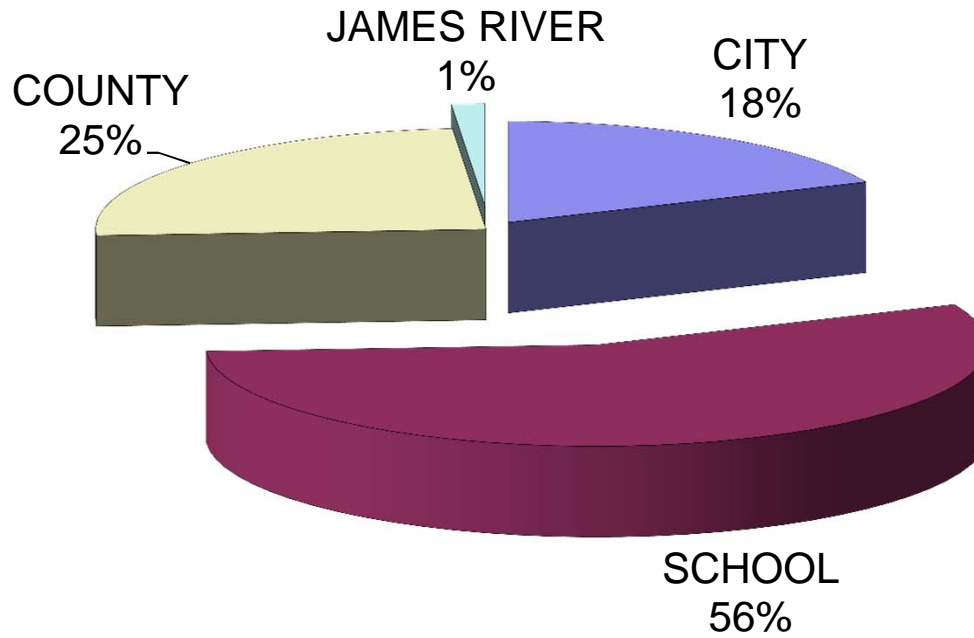
CITY OF YANKTON

2013 BUDGET OVERVIEW

FUNDS

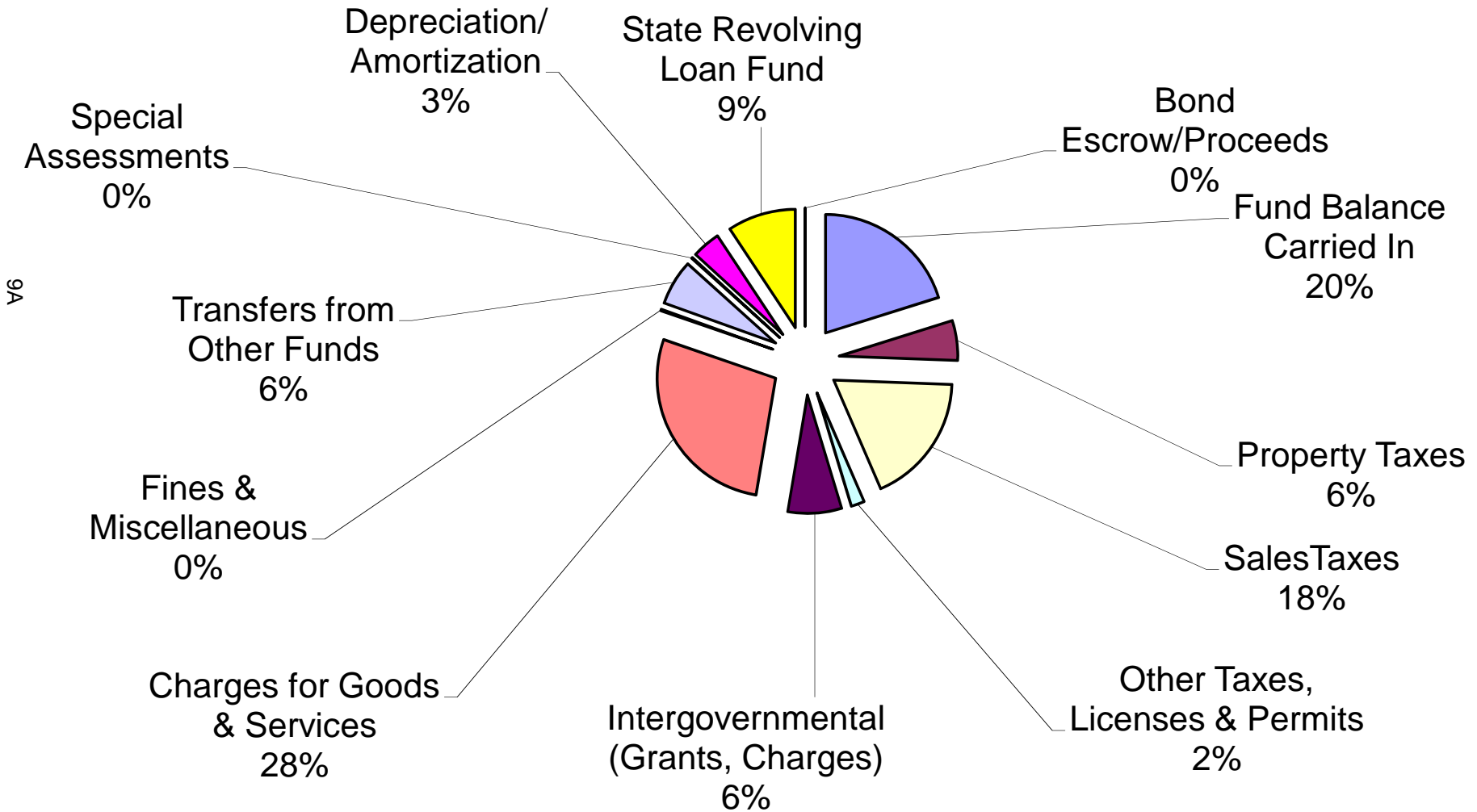
Revenue Sources	General	Special Revenue	Capital Projects	Enterprise, Water, Wastewater, Solid Waste, Golf	Internal Service	Total
Fund Balance Carried In	\$1,710,360	\$766,874	\$1,099,809	\$5,761,815	\$183,158	\$9,522,016
Property Taxes	\$2,371,023	\$0	\$193,805	\$0	\$0	\$2,564,828
Sales Taxes	\$4,692,089	\$558,643	\$3,208,104	\$0	\$0	\$8,458,836
Other Taxes, Licenses & Permits	\$862,232	\$0	\$0	\$0	\$0	\$862,232
Intergovernmental (Grants, Charges)	\$776,703	\$81,397	\$2,608,250	\$0	\$0	\$3,466,350
Charges for Goods & Services	\$2,283,546	\$546,950	\$0	\$9,382,844	\$836,282	\$13,049,622
Fines & Miscellaneous	\$42,000	\$10,400	\$12,000	\$27,400	\$0	\$91,800
Transfers from Other Funds	\$528,472	\$2,129,709	\$191,451	\$73,084	\$0	\$2,922,716
Special Assessments	\$0	\$64,600	\$0	\$0	\$0	\$64,600
Depreciation/Amortization	\$0	\$0	\$0	\$1,832,716	\$0	\$1,832,716
State Revolving Loan Fund	\$0	\$0	\$0	\$4,400,000	\$0	\$4,400,000
Bond Escrow/Proceeds	\$0	\$0	\$0	\$0	\$0	\$0
Total Revenue Sources	\$13,266,425	\$4,158,573	\$7,313,419	\$21,477,859	\$1,019,440	\$47,235,716
Expenditures Uses by Type						
Personal Services	\$5,790,331	\$1,598,659	\$0	\$2,447,704	\$123,986	\$9,960,680
Operating Expenses	\$2,971,084	\$1,516,154	\$69,640	\$6,274,629	\$647,296	\$11,478,803
Capital Expenditures	\$2,031,671	\$358,000	\$6,015,640	\$5,589,221	\$65,000	\$14,059,532
Bond Principal Payments	\$0	\$0	\$0	\$1,536,182	\$0	\$1,536,182
Transfers to Other Funds	\$2,473,339	\$70,000	\$272,000	\$92,700	\$0	\$2,908,039
Total Expenditure Uses--Type	\$13,266,425	\$3,542,813	\$6,357,280	\$15,940,436	\$836,282	\$39,943,236
Expenditures Uses by Function						
Public Works(Streets, Engineering, Airport)	\$3,885,445	\$185,000	\$5,878,835	\$0	\$836,282	\$10,785,562
General Government (Manager, Finance, Community Development, MIS, Attorney, Commission)	\$1,736,056	\$0	\$0	\$0	\$0	\$1,736,056
Public Safety (Police, Fire, 911 / Dispatch)	\$4,034,659	\$604,364	\$0	\$0	\$0	\$4,639,023
Culture/Recreation (Library, Parks, SAC, Golf)	\$650,389	\$2,086,799	\$152,640	\$1,071,500	\$0	\$3,961,328
Utilities (Water, Wastewater, Solid Waste)	\$0	\$0	\$0	\$14,776,237	\$0	\$14,776,237
Other (Special Approp., Transfers, Contingencies)	\$2,959,876	\$666,650	\$845,805	\$92,700	\$0	\$4,565,031
Total Expenditure Uses--Function	\$13,266,425	\$3,542,813	\$6,877,280	\$15,940,436	\$836,282	\$40,463,236

2013 Adopted Budget Mill Levy 2012 Payable in 2013



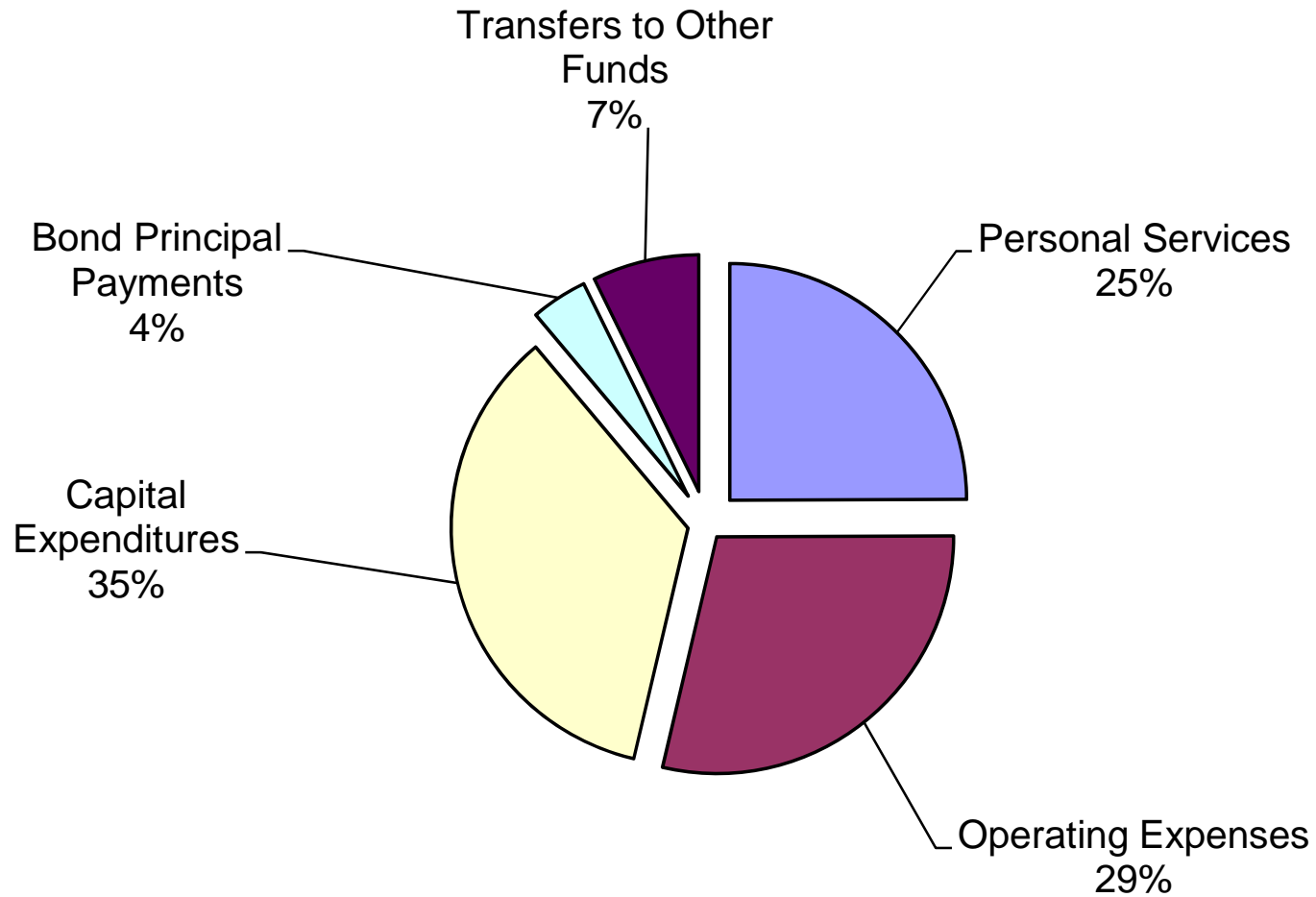
2013 ADOPTED BUDGET

Revenues by Sources



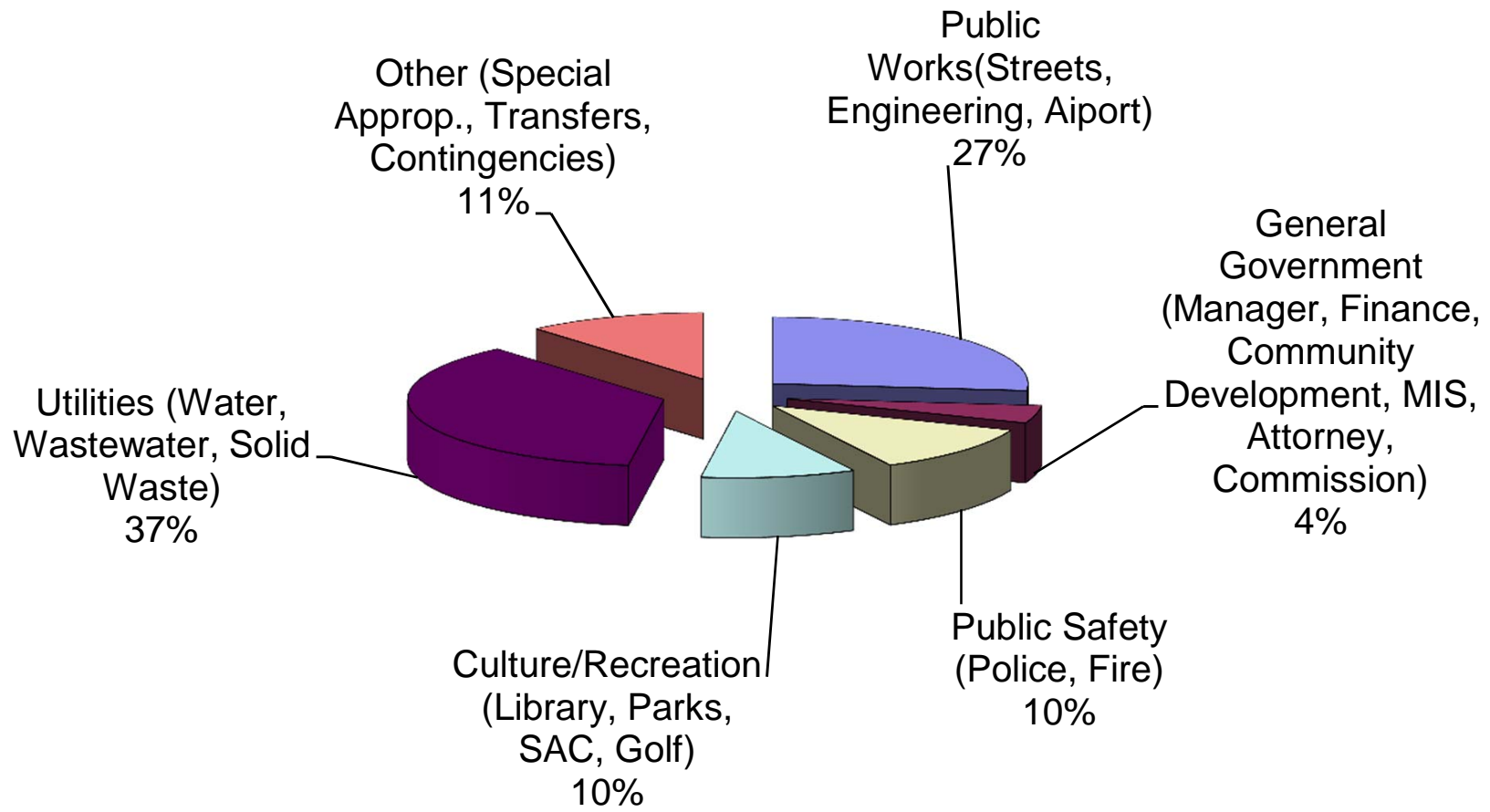
2013 ADOPTED BUDGET

Expenditures by Type



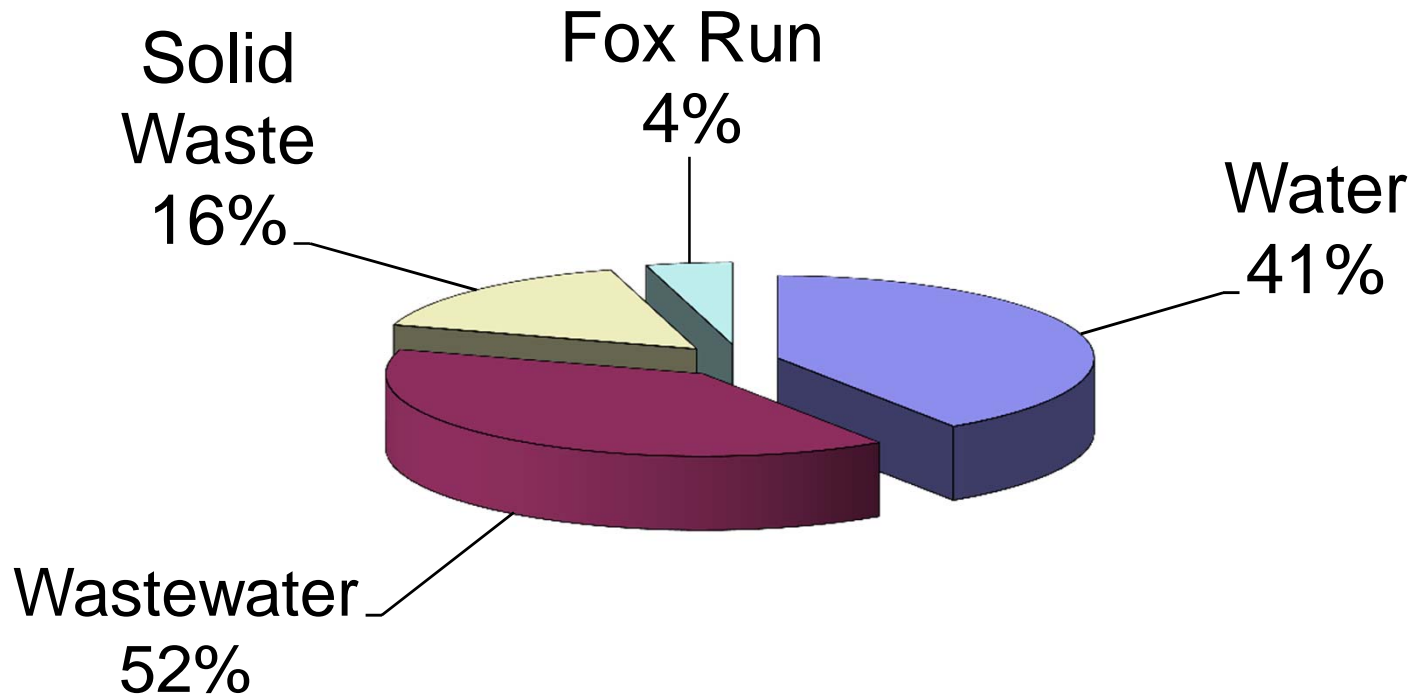
2013 ADOPTED BUDGET

Expenditures by Function



2013 ADOPTED BUDGET

Billing and Administration



City of Yankton

ADOPTED 2013 BUDGET

Administration

Calculation of Administration Charges to Enterprise

Department	Budget Amount	Percent to General	Percent to Enterprise	Amount to General	Amount to Enterprise	
City Commission	\$146,864	45%	55%	\$66,089	\$80,775	
City Manager's Office	\$311,062	45%	55%	\$139,978	\$171,084	
City Attorney	\$48,974	45%	55%	\$22,038	\$26,936	
Finance Office	\$586,474	30%	70%	\$175,942	\$410,532	
Information Services	\$242,387	45%	55%	\$109,074	\$133,313	
Community Development	\$400,295	45%	55%	\$180,133	\$220,162	
Engineering Office	\$587,159	35%	65%	\$205,506	\$381,653	
City Hall	\$273,198	45%	55%	\$122,939	\$150,259	
Parks & Recreation	\$985,961	75%	25%	\$739,471	\$246,490	
Total	\$3,582,374			\$1,761,170	\$1,821,204	\$1,415,113 \$1,457,566

Calculation of Cost Allocation to Enterprise Funds

Department	Revenue	% of Total Revenue	% based on fixed amount for Golf	Amount of Admin	City Clean up week	Amount Charged
Water	\$3,499,000	42.22%	42.88%	\$625,004	\$0	\$625,004
Wastewater	\$3,006,900	36.28%	41.26%	\$601,392	\$0	\$601,392
Solid Waste	\$851,344	10.27%	11.24%	\$163,830	\$80,000	\$243,830
Fox Run	\$929,900	11.22%	4.62%	\$67,340	\$0	\$67,340
Total	\$8,287,144	100%	100%	\$1,457,566	\$80,000	\$1,537,566



ACTUAL VALUE OF HOME = \$85,000

To determine City tax liability multiply taxable valuation
by adopted mill levy
 $\$85,000 \times .937^* \times .00323 = \257.25

TAXABLE VALUATION: \$78,710 (\$85,000 x .937)
CITY TAX LIABILITY: \$257.25

MONTHLY EXPENSE FOR CITY SERVICES

To determine the monthly expense for City services divide tax
liability by 12 months
 $\$257.25 \div 12 = \21.44 per month

* 2011 valuation 93.7% of full and true value

VALUE OF YOUR CITY OF YANKTON DOLLAR

The following list represents a sampling of the City services provided for the \$21.19 per month:

Fire Protection	Public Works
Police Protection	Municipal Airport
Street Marking	Building Inspection
Street Maintenance	Municipal Band
Street Lighting	Public Library
Street Sweeping	Snow Removal
Senior Citizens Center	Swimming Pool
Animal Control	Recreation Programs

For comparison purposes, the following items denote common monthly expenses for a Yankton family:

- * Two 16 gallon tanks of unleaded self-serve fuel at \$3.60 per gallon would cost \$115.20.
- * Digital cable television service would cost the consumer \$52.95 per month.
- * Basic telephone service charges for a home with standard touch-tone telephone is \$27.56 per month including all taxes.
- * An average residential electric bill of 800 kwh per month would cost \$86.35.

Legal Debt Worksheet

12-31-10
Assessed Value

Total Municipal Assessed Value \$ 729,278,670.00
5% Legal Debt Margin \$ 36,463,933.50

Issuance	Outstanding Balance 12-31-11	Net
Sales Tax Rev. Bonds Series 2011A (\$2,670,000 @ 3%)	\$ 2,670,000.00	
Less amount available for debt service:	\$ 191,740.91	\$ 2,478,259.09
 Sales Tax Revenue Bonds (\$5,960,000 @ 3%)	 \$ 1,940,000.00	
Less amount available for debt service:	\$ 1,842,212.32	\$ 97,787.68
 Waste Water Refunding Series 2011B (\$4,325,000 @ 2.6% avg.)	 \$ 4,095,000.00	
SRF Waste Water Loan #1 (\$2,625,000 @ 5.25%)	\$ -	Refunded
SRF Waste Water Loan #2 (\$4,500,000 @ 6%)	\$ -	Refunded
SRF Waste Water Loan #3 (\$6,130,000 @ 3.5%)	\$ 4,159,395.75	
Sub-total	\$ 8,254,395.75	
Less amount available for debt service:	\$ 918,571.52	\$ 7,335,824.23
 SRF Water Loan #1 (\$3,460,000 @ 3.5%)	 \$ 2,396,162.94	
SRF Water Loan #2 (881,430.53 @ 3.25%)	\$ 823,045.21	
SRF Water Loan #3 (\$3,000,000 @ 3.25%)	\$ 1,794,778.00	
SRF Water Loan #4 (\$1,980,000 @ 3%)	\$ 1,943,557.73	
Sub-total	\$ 6,957,543.88	
Less amount available for debt service:	\$ 513,545.51	\$ 6,443,998.37
 Transfer Station Loan #1 (\$285,000 @ 3%)	 \$ 214,178.78	
Transfer Station Loan #2 (\$75,000 @ 3%)	\$ 53,877.54	
Transfer Station Loan #3 (\$67,680 @ 3%)	\$ 6,298.50	
Sub-total	\$ 274,354.82	
Less amount available for debt service:	\$ 29,727.86	\$ 244,626.96
 Senior Citizens Rural Dev. Loan (\$300,000 @ 4.75%)	 \$ 70,285.74	\$ 70,285.74
 2009 Fire Stat.Cert.of Participation (\$2,420,000 @ 4.562 Avg. %)	 \$ 2,135,000.00	\$ 2,135,000.00
 Total Legal Debt	 \$ 18,805,782.07	
Additional Debt Available	\$ 17,658,151.43	

City of Yankton
Adopted 2013 Budget

ANALYSIS OF CASH BALANCE, REVENUES, TRANSFERS
EXPENDITURES, AND APPROPRIATIONS FOR GENERAL FUND

Fund: General

ACCOUNT DESCRIPTION	2009 ACTUAL	2010 ACTUAL	2011 ACTUAL	2012 ADOPTED	2012 Y.T.D.	2012 ESTIMATED	2013 ADOPTED
Beginning Balance 1-1	\$1,422,590	\$3,205,388	\$3,232,446	\$3,232,446	\$3,599,655	\$3,599,655	\$1,710,360
Revenues:							
Current Property Taxes	\$1,930,299	\$2,006,923	\$2,067,958	\$2,196,490	\$704,540	\$2,169,861	\$2,350,023
Other Taxes	\$4,635,359	\$4,512,771	\$4,864,262	\$4,732,475	\$1,568,270	\$5,096,458	\$5,232,421
Licenses & Permits	\$430,539	\$329,279	\$452,593	\$349,300	\$84,352	\$342,900	\$342,900
Intergovernmental Revenues	\$646,379	\$658,031	\$658,069	\$683,486	\$216,235	\$645,978	\$776,703
Charges for Goods & Services	\$1,992,350	\$1,882,352	\$2,039,842	\$2,010,506	\$821,999	\$2,286,522	\$2,283,546
Fines & Forfeits	\$23,307	\$27,390	\$16,824	\$26,800	\$5,511	\$13,500	\$13,500
Miscellaneous	\$2,609,386	\$88,655	\$224,359	\$39,300	\$31,663	\$45,150	\$28,500
Total Revenue	\$12,267,619	\$9,505,401	\$10,323,907	\$10,038,357	\$3,432,570	\$10,600,369	\$11,027,593
Transfers In	\$110,643	\$111,521	\$183,699	\$384,241	\$46,350	\$748,692	\$528,472
Due To / Due From Other Funds	(\$56,828)	(\$292,668)	(\$22,710)	\$0	\$0	\$0	\$0
Total Funds Available	\$13,744,024	\$12,529,642	\$13,717,342	\$13,655,044	\$7,078,575	\$14,948,716	\$13,266,425
Transfers Out	\$1,235,025	\$1,344,022	\$2,162,293	\$2,697,754	\$1,020,986	\$3,235,804	\$2,473,339
Expenditures/Appropriations	\$9,303,611	\$7,953,174	\$7,955,394	\$9,711,657	\$3,692,370	\$10,002,553	\$10,793,086
Total Funds Committed	\$10,538,636	\$9,297,196	\$10,117,687	\$12,409,411	\$4,713,356	\$13,238,357	\$13,266,425
Ending Balance 12-31	\$3,205,388	\$3,232,446	\$3,599,655	\$1,245,633	\$2,365,219	\$1,710,360	\$0



City of Yankton
Adopted 2013 Budget

Fund: General

ACCOUNT NO.	DESCRIPTION	2009 ACTUAL	2010 ACTUAL	2011 ACTUAL	2012 ADOPTED	2012 Y.T.D.	2012 ESTIMATED	2013 ADOPTED
101 31xx	Property Tax Current	\$1,930,299	\$2,006,923	\$2,067,958	\$2,196,490	\$704,540	\$2,169,861	\$2,350,023
101 31xx	Property Tax All Prior	(\$7,424)	\$35,368	\$20,684	\$20,000	\$7,891	\$20,000	\$20,000
101 3128	Property Tax Mobile Home	\$1,311	\$1,241	\$959	\$1,200	\$569	\$1,000	\$1,000
101 3130	Airflight Property Tax	\$0	\$0	\$0	\$0	\$0	\$0	\$0
101 3140	General Sales and Use Tax	\$4,155,859	\$3,946,796	\$4,319,197	\$4,194,943	\$1,375,119	\$4,555,426	\$4,692,089
101 3150	Yankton Road Tax	\$301,316	\$326,705	\$327,755	\$326,000	\$120,499	\$328,000	\$329,000
101 3155	Fire Station Opt-Out	\$180,598	\$194,260	\$190,248	\$190,232	\$62,526	\$190,232	\$190,232
101 3160	Prior TID #1 Taxes	\$0	\$0	\$0	\$0	\$0	\$0	\$0
101 3190	Pen. & Int. on Delinquent Tax	\$3,699	\$8,401	\$5,419	\$100	\$1,666	\$1,800	\$100
	Subtotal Taxes	\$6,565,658	\$6,519,694	\$6,932,220	\$6,928,965	\$2,272,810	\$7,266,319	\$7,582,444
101 3210	Liquor Licenses	\$44,359	\$48,065	\$44,400	\$48,500	\$7,838	\$45,000	\$45,000
101 3220	Other Licenses	\$20,254	\$22,650	\$25,214	\$23,000	\$2,356	\$23,000	\$23,000
101 3230	Permits	\$62,619	\$59,807	\$61,299	\$60,000	\$36,081	\$60,000	\$60,000
101 3231	Zoning Fees	\$575	\$300	\$625	\$300	\$100	\$300	\$300
101 3232	Storm Water Permit Fee	\$1,665	\$1,445	\$1,015	\$1,500	\$310	\$1,100	\$1,100
101 3233	Golf Car Permits	\$0	\$0	\$700	\$500	\$250	\$500	\$500
101 3240	Cable TV Franchise	\$286,068	\$181,563	\$304,168	\$200,000	\$31,602	\$200,000	\$200,000
101 3241	Tower Lease	\$14,999	\$15,449	\$15,172	\$15,500	\$5,815	\$13,000	\$13,000
	Subtotal Licenses & Permits	\$430,539	\$329,279	\$452,593	\$349,300	\$84,352	\$342,900	\$342,900
101 3311	Disaster Reimbursement	\$36,712	\$0	\$23,499	\$0	\$0	\$0	\$0
101 3312	ERRP Reimbursement	\$0	\$0	\$43,323	\$0	\$0	\$0	\$0
101 3340	FEMA State	\$4,895	\$0	\$3,133	\$0	\$0	\$0	\$0
101 3341	Mobile Command Post Grant	\$0	\$0	\$0	\$0	\$15,481	\$15,481	\$0
101 3348	DMV Grant	\$0	\$0	\$0	\$0	\$0	\$0	\$47,828
101 3349	Homeland Security Grant	\$0	\$0	\$0	\$0	\$0	\$0	\$50,000
101 3352	Bulletproof Partnership Grant	\$1,527	(\$1,158)	\$365	\$1,000	\$0	\$1,000	\$1,000
101 3354	Police Grant	\$0	\$42,537	\$0	\$0	\$0	\$0	\$0
101 3355	Energy Efficiency Grant	\$0	\$61,600	\$0	\$0	\$0	\$0	\$0
101 3359	Fire Grant	\$29,686	\$0	\$61,314	\$95,000	\$0	\$65,873	\$95,000
101 3360	Civil Defense Siren Grant	\$0	\$0	\$0	\$46,218	\$0	\$0	\$46,218
101 3361	Liquor Tax Reversions	\$82,217	\$84,667	\$85,447	\$85,000	\$21,109	\$85,000	\$85,000
101 3362	Amusement Machine Fees	\$2,832	\$2,616	\$2,532	\$2,600	\$0	\$2,500	\$2,500
101 3363	State Road Aid	\$187,064	\$198,244	\$212,668	\$205,000	\$86,864	\$215,000	\$215,000
101 3366	Housing Authority Admin.	\$42,480	\$45,233	\$45,800	\$48,000	\$20,978	\$48,000	\$48,000
101 3372	10% Motor Vehicle Licenses	\$61,750	\$61,682	\$72,285	\$62,000	\$29,158	\$73,000	\$73,000
101 3373	Bank Franchise Fee	\$39,574	\$24,080	\$31,092	\$31,091	\$32,547	\$32,547	\$32,500
101 3374	County Share of Senior Citizens	\$55,156	\$43,530	\$41,611	\$72,577	\$98	\$72,577	\$45,657
101 3375	County Share of Airport Operations	\$15,000	\$15,000	\$15,000	\$15,000	\$0	\$15,000	\$15,000
101 3377	County Share of Dispatch	\$60,000	\$60,000	\$0	\$0	\$0	\$0	\$0
101 3380	County Share of Library Budget	\$20,000	\$20,000	\$20,000	\$20,000	\$10,000	\$20,000	\$20,000
101 3385	E911 Funds	\$1,653	\$0	\$0	\$0	\$0	\$0	\$0
101 3390	Yankton School District - Police Grant	\$5,833	\$0	\$0	\$0	\$0	\$0	\$0
	Subtotal Intergvt. Revenues	\$646,379	\$658,031	\$658,069	\$683,486	\$216,235	\$645,978	\$776,703

City of Yankton
Adopted 2013 Budget

Fund: General

ACCOUNT NO.	DESCRIPTION	2009 ACTUAL	2010 ACTUAL	2011 ACTUAL	2012 ADOPTED	2012 Y.T.D.	2012 ESTIMATED	2013 ADOPTED
101 3410	Billing and Admin to Enterprise	\$1,393,880	\$1,448,897	\$1,495,113	\$1,537,566	\$768,783	\$1,537,566	\$1,537,566
101 3417	Senior Citizens/Reimburse	\$2,650	\$2,650	\$2,650	\$2,650	\$2,650	\$2,650	\$2,650
101 3418	Safety Town Registration	\$3,164	\$3,009	\$3,648	\$3,200	\$0	\$3,200	\$3,200
101 3420	Burglar Alarm	\$2,712	\$5,142	\$0	\$0	\$0	\$0	\$0
101 3421	Insurance Reports	\$891	\$823	\$674	\$700	\$275	\$600	\$600
101 3423	Kennel Fees	\$372	\$200	\$210	\$300	\$24	\$100	\$100
101 3428	Rural Fire District	\$9,917	\$10,533	\$9,170	\$7,000	\$8,340	\$9,873	\$7,000
101 3430	Eng. & Admin. Special Projects	\$181,512	\$123,510	\$142,723	\$120,000	\$0	\$110,000	\$120,000
101 3431	Gym Rental	\$0	\$0	\$335	\$0	\$0	\$0	\$0
101 3432	Weed Cutting	\$490	\$727	\$1,233	\$250	\$42	\$278	\$250
101 3434	Assessment Roll-Interest	\$32	\$19	\$18	\$20	\$20	\$20	\$20
101 3436	Equipment & Material Chg-Enterprise	\$26,568	\$19,195	\$35,746	\$20,000	\$9,315	\$20,000	\$20,000
101 3437	Equip & Material Chg - Streets	\$277,215	\$194,587	\$274,004	\$250,000	\$0	\$250,000	\$250,000
101 3441	Airport Terminal Rentals	\$2,000	\$2,400	\$2,300	\$2,400	\$1,100	\$2,400	\$2,400
101 3442	Airport Fuel Commissions	\$7,892	\$5,789	\$2,488	\$5,000	\$395	\$395	\$0
101 3443	Airport Building Rental	\$24,456	\$18,991	\$19,337	\$20,000	\$7,360	\$20,000	\$20,000
101 3444	Airport Land Rental	\$39,167	\$21,318	\$21,649	\$21,000	\$11,253	\$21,000	\$21,000
101 3445	City Airport Fuel Sales	\$0	\$0	\$0	\$0	\$111	\$280,000	\$280,000
101 3446	Airport Self Fuel	\$0	\$0	\$1,864	\$1,200	\$351	\$2,000	\$2,000
101 3447	Airport Bldg Rental - Non Taxable	\$0	\$0	\$750	\$0	\$3,750	\$9,000	\$0
101 3450	Library Copy Fees	\$1,713	\$1,075	\$1,068	\$1,000	\$468	\$780	\$0
101 3451	Non-Resident Library Cards	\$7,676	\$7,446	\$7,157	\$7,500	\$2,914	\$7,000	\$7,000
101 3452	Library A.V. Fees	\$1,131	\$978	\$740	\$1,000	\$430	\$700	\$700
101 3453	Library Long or (Short)	\$76	\$21	\$33	\$20	\$47	\$60	\$60
101 3454	Sale of Withdrawn Items	\$745	\$663	\$778	\$600	\$131	\$300	\$500
101 3455	Other - Library Revenues	\$2,690	\$2,805	\$3,150	\$2,000	\$720	\$1,500	\$1,500
101.3456	PC Printing	\$4,043	\$5,102	\$5,238	\$4,000	\$2,027	\$5,000	\$5,000
101 3490	Sale of Materials	\$241	\$268	\$37	\$1,100	\$68	\$100	\$0
101 3491	Other Non-Taxable	\$1,117	\$3,006	\$7,550	\$2,000	\$1,425	\$2,000	\$2,000
101 3492	Other Taxable	\$0	\$3,198	\$179	\$0	\$0	\$0	\$0
	Subtotal for Goods and Services	\$1,992,350	\$1,882,352	\$2,039,842	\$2,010,506	\$821,999	\$2,286,522	\$2,283,546
101 3510	Court Fines	\$10,516	\$12,181	\$5,371	\$12,000	\$1,763	\$5,000	\$5,000
101 3511	Parking Fines	\$8,849	\$11,458	\$8,390	\$11,000	\$2,620	\$5,000	\$5,000
101 3520	Library Fines	\$3,942	\$3,751	\$3,063	\$3,800	\$1,128	\$3,500	\$3,500
	Subtotal Fines	\$23,307	\$27,390	\$16,824	\$26,800	\$5,511	\$13,500	\$13,500
101 3610	Interest	\$26,199	\$25,927	\$23,480	\$20,000	\$5,768	\$10,000	\$10,000
101 3612	Sale of Fixed Assets	\$36,125	\$6,658	\$32,967	\$10,000	\$5,000	\$10,000	\$10,000
101 3614	Bond Proceeds	\$2,420,000	\$0	\$0	\$0	\$0	\$0	\$0
101 3615	Misc Reimbursements	\$61,616	\$46,287	\$61,379	\$4,000	\$1,225	\$4,000	\$4,000
101 3640	Compensation for Loss & Damage	\$63,619	\$6,599	\$100,115	\$3,000	\$18,961	\$20,000	\$3,000
101 3641	Library Comp for Loss & Damage	\$1,726	\$2,027	\$1,918	\$1,800	\$709	\$1,050	\$1,000
101 3660	Private Donations	\$101	\$1,157	\$4,500	\$500	\$0	\$100	\$500
	Subtotal Miscellaneous	\$2,609,386	\$88,655	\$224,359	\$39,300	\$31,663	\$45,150	\$28,500
101 3923	From BBB (Airport Hanger)	\$17,943	\$18,821	\$19,919	\$217,450	\$0	\$22,145	\$22,145
101 3923	From BBB (TID #5 Debt Service)	\$0	\$0	\$0	\$0	\$0	\$384,756	\$52,398
101 3927	From 911 Fund / Dispatch	\$0	\$0	\$71,080	\$74,091	\$0	\$74,091	\$77,229
101 3940	From Special Assessment/Capital	\$0	\$0	\$0	\$0	\$0	\$0	\$0
101 3950	From Capital Projects	\$0	\$0	\$0	\$0	\$0	\$175,000	\$260,000
101 3960	From Utilities Promotion	\$92,700	\$92,700	\$92,700	\$92,700	\$46,350	\$92,700	\$92,700
101 3969	From Solid Waste	\$0	\$0	\$0	\$0	\$0	\$0	\$24,000
	Subtotal Other Sources	\$110,643	\$111,521	\$183,699	\$384,241	\$46,350	\$748,692	\$528,472
	Total General Fund	\$12,378,262	\$9,616,922	\$10,507,606	\$10,422,598	\$3,478,920	\$11,349,061	\$11,556,065

CITY COMMISSION AND MAYOR

ACCOUNT #101-101

PURPOSE OF THIS DEPARTMENT: Why does this department exist?

The City Commission is elected to set the general direction of City policy. The Commission legislates by the passage of ordinances and resolutions. In addition, the Commission provides for the City's long-term planning.

DEPARTMENT PERSONNEL: Nine part-time Commissioners. Three are elected each year for three-year terms. The Commission elects a Mayor from within its ranks to preside at City Commission meetings.

GOALS OF THIS DEPARTMENT: What will this department attempt to accomplish this year?

The City Commission represents the citizens of Yankton and establishes policies for the City Administration for implementation to ensure effective and efficient operation of City services, facilities, and capital improvements.

OBJECTIVES FOR REACHING OUR GOALS:

- To provide a framework and direction for the City's long-term plan.
 - To adopt a balanced budget.
 - To continue to explore and implement cooperative efforts and programs with other political subdivisions.
 - Continue to conduct annual planning retreat.
 - Implement goals identified in comprehensive planning process.
-

INTENDED OUTCOMES FROM BUDGET EXPENDITURES

The 2013 City Commission budget impacts are intended to discover the benefits from paperless initiatives that allow for cost and labor savings within the department as part of an organization wide effort.

Funding that is provided in the Commission budget is also provided to generate increased governance training as part of the orientation process for newly elected commissioners. Utilizing the National League of Cities as a resource is intended to enhance capacities and generate additional policy development tools for the municipality's governing body.

CITY MANAGER ACCOUNT #101-102

PURPOSE OF THIS DEPARTMENT: Why does this department exist?

The City Manager's Office serves as the information center for the City, both within the organization and for the citizens of Yankton. The City Manager implements City Commission policy and other directives in accordance with South Dakota Codified Law (SDCL 9-10-15).

DEPARTMENT PERSONNEL: City Manager, one Administrative Secretary and one Human Resource Assistant

GOALS OF THIS DEPARTMENT: What will this department attempt to accomplish this year?

Ensure prompt, equitable, efficient and economical provision of services to all citizens of the Yankton community.

OBJECTIVES FOR REACHING OUR GOALS:

- Investigate and implement modern and affordable methods of providing services to its citizens.
- Provide advice, support and alternatives to the Board of City Commissioners through the agenda, operating budget, and five-year capital (CIP) planning process to assist them in making the difficult decisions that impact the future of Yankton.
- Continue active involvement with the non-profit Yankton Area Progressive Growth Board, Economic Development Council, Yankton Chamber of Commerce, and Planning and Development, District III on important economic development, community development, and grant procurement matters.
- Foster a competent and complete work force through advertising and recruitment of vacant positions.
- Establish and maintain cooperative relationships with county, state, and federal officials on various projects affecting Yankton.
- Maintain cooperative relationships with local media to promote City activities and provide information to citizens about services and issues.
- Continue to monitor and implement solutions regarding risk management, contract administration, and other legal matters in consultation with the City Attorney's Office and the City's insurance carrier.

INTENDED OUTCOMES FROM BUDGET EXPENDITURES

This year's budget represents various initiatives and process improvements that are intended to generate savings, both in expenditures and in labor. With improvements in paperless initiatives, purchasing, and time management systems, we anticipate saving money in various expenditure areas and being able to reallocate resources to needed areas without increasing personnel counts. Additionally, technology and training activities are intended to facilitate the development of additional process improvements including, specifically, the long range financial forecasting of revenues and expenditures that will be able to easily identify impacts of respective decisions for various funds in an easy to use model.

In economic development and community development activity, the proposed budget intends to fully implement the retail development with Greenbow Development and Menards, reflected in the various transfer provisions in various funds throughout the budget.

City of Yankton
Adopted 2013 Budget

Fund: **General**

Function: **General Government**

Activity: **City Manager**

ACCOUNT NO.	DESCRIPTION	2009 ACTUAL	2010 ACTUAL	2011 ACTUAL	2012 ADOPTED	2012 Y.T.D.	2012 ESTIMATED	2013 ADOPTED
101 102 101	Regular Salaries & Wages	\$243,918	\$178,051	\$181,193	\$191,816	\$83,317	\$191,816	\$199,941
101 102 102	Temp. Salaries & Wages	\$0	\$0	\$0	\$3,500	\$0	\$3,500	\$3,500
101 102 103	Overtime Wages	\$0	\$0	\$243	\$350	\$0	\$350	\$350
101 102 111	OASI	\$17,984	\$12,894	\$13,070	\$14,968	\$6,054	\$14,968	\$15,590
101 102 121	Retirement	\$18,150	\$14,297	\$16,467	\$14,412	\$7,711	\$14,412	\$15,022
101 102 131	Worker's Compensation	\$289	\$251	\$275	\$344	(\$6)	\$344	\$361
101 102 132	Group Insurance	\$25,648	\$21,269	\$23,131	\$29,106	\$10,721	\$29,106	\$32,017
101 102 133	Unemployment Insurance	\$185	\$459	\$215	\$720	\$139	\$459	\$482
	Subtotal Personnel Services	\$306,174	\$227,221	\$234,594	\$255,216	\$107,936	\$254,955	\$267,263
101 102 201	Insurance	\$321	\$345	\$359	\$380	\$363	\$380	\$399
101 102 202	Professional Services	\$364	\$204	\$289	\$500	\$65	\$500	\$500
101 102 211	Publishing	\$32	\$761	\$0	\$4,000	\$0	\$4,000	\$4,000
101 102 221	Rep. & Maintenance-Equipment	\$0	\$0	\$0	\$500	\$0	\$500	\$500
101 102 224	Rep. & Maint. Central Garage	\$0	\$0	\$0	\$0	\$0	\$0	\$0
101 102 231	Postage	\$2,300	\$2,396	\$2,160	\$3,300	\$376	\$3,300	\$3,300
101 102 232	Office Supplies	\$1,619	\$946	\$1,950	\$1,700	\$451	\$1,700	\$1,700
101 102 233	Printing & Binding	\$0	\$0	\$0	\$500	\$0	\$500	\$500
101 102 234	Copies	\$5,130	\$4,002	\$2,347	\$5,400	\$516	\$5,400	\$5,400
101 102 235	Subscriptions & Publications	\$325	\$185	\$661	\$500	\$30	\$500	\$500
101 102 261	Membership Dues	\$2,408	\$1,869	\$1,809	\$2,000	\$0	\$2,000	\$2,000
101 102 262	Mileage	\$8,400	\$7,277	\$7,447	\$7,800	\$3,300	\$7,800	\$7,800
101 102 264	Schools	\$760	\$305	\$1,837	\$7,000	\$1,551	\$7,000	\$7,000
101 102 265	Conference & Meetings	\$7,240	\$7,397	\$7,780	\$6,200	\$3,408	\$6,200	\$6,200
101 102 271	Telephone	\$2,715	\$2,491	\$2,464	\$3,000	\$862	\$3,000	\$3,000
	Subtotal Other Current Expenditures	\$31,614	\$28,178	\$29,103	\$42,780	\$10,922	\$42,780	\$42,799
101 102 350	Equipment	\$0	\$598	\$127	\$1,000	\$0	\$1,000	\$1,000
	Subtotal Capital Expenditures	\$0	\$598	\$127	\$1,000	\$0	\$1,000	\$1,000
	Total Expenditures	\$337,788	\$255,997	\$263,824	\$298,996	\$118,858	\$298,735	\$311,062

CITY ATTORNEY
ACCOUNT #101-103

PURPOSE OF THIS DEPARTMENT: Why does this department exist?

The purpose of the City Attorney is to serve as the legal consultant, advisor, and representative for the City of Yankton.

DEPARTMENT PERSONNEL: one full-time City Attorney, one-part-time City Attorney

GOALS OF THIS DEPARTMENT: What will this department attempt to accomplish this year?

The goals of this department are to consult, advise and represent the City of Yankton in any and all capacities as is necessary and to ensure proper legal representation in all aspects of City government.

City of Yankton
Adopted 2013 Budget

Fund: **General**

Function: **General Government**

Activity: **City Attorney**

ACCOUNT NO.	DESCRIPTION	2009 ACTUAL	2010 ACTUAL	2011 ACTUAL	2012 ADOPTED	2012 Y.T.D.	2012 ESTIMATED	2013 ADOPTED
101 103 102	Temp. Salaries & Wages	\$32,308	\$37,385	\$36,000	\$36,000	\$15,739	\$36,000	\$36,000
101 103 111	OASI	\$2,472	\$2,860	\$2,754	\$2,754	\$1,204	\$2,754	\$2,754
101 103 131	Worker's Compensation	\$46	\$48	\$52	\$84	(\$1)	\$52	\$55
101 103 133	Unemployment Insurance	\$59	\$157	\$72	\$595	\$53	\$157	\$165
	Subtotal Personnel Services	\$34,885	\$40,450	\$38,878	\$39,433	\$16,995	\$38,963	\$38,974
101 103 202	Professional Services	\$27,769	\$4,811	\$16,023	\$7,000	\$216	\$7,000	\$7,000
101 103 235	Subscriptions & Publications	\$1,043	\$0	\$0	\$3,000	\$0	\$3,000	\$3,000
	Subtotal Other Current Expenditures	\$28,812	\$4,811	\$16,023	\$10,000	\$216	\$10,000	\$10,000
	Total Expenditures	\$63,697	\$45,261	\$54,901	\$49,433	\$17,211	\$48,963	\$48,974

FINANCE OFFICE

ACCOUNT #101-104

PURPOSE OF THIS DEPARTMENT: Why does this department exist?

The primary mission of the Yankton Finance Department is to provide comprehensive and accurate financial services and records management in an efficient manner to ensure the delivery of high quality public services and accountability to its constituents.

DEPARTMENT PERSONNEL: one Finance Officer, one Deputy Finance Officer, one Computer Operator, one Municipal Records Clerk, one Utility Customer Service Clerk, and three Accounting Clerks.

GOALS OF THIS DEPARTMENT: What will this department attempt to accomplish this year?

- 1 Provide timely, accurate reporting of official city proceedings and financial information.
 - 2 Maintain an efficient system for the receipt and payment of city funds, financial reporting and legal reporting.
 - 3 Maximize investment earnings within the limitations of the formal investment policy.
 - 4 Provide excellent customer service.
-

OBJECTIVES FOR REACHING OUR GOALS:

- Maintain budgetary control by monthly review and reporting of all budget variances.
 - Achieve 98% accuracy rate in the receipt and expenditures of city monies to their appropriate funds and accounts.
 - Achieve 85% participation in payroll direct deposit.
 - Achieve 20% participation in ACH bank payment of utility bills.
 - Submit all legal notices via email to official newspaper within respective time frames.
 - Maintain annual utility write-offs at less than 1%.
 - Achieve investment returns equal to market.
 - Maintain cross-training program requirements for Finance Office employees.
 - Establish baseline rating on citizen satisfaction rating for customer service.
-

INTENDED OUTCOMES FROM BUDGET EXPENDITURES

The 2013 Finance budget supports several new programs and procedural improvements that, as part of a greater city-wide effort, will streamline processes intended to reduce costs, offer better service and use of resources and provide improved accountability. Finance is implementing a procurement card program that utilizes technology to reduce cumbersome paperwork and simplify employee purchasing, improve supplier satisfaction and offer financial rebates to the city. A time management system is also being introduced as part of the payroll process which will incorporate additional technology that will enhance accountability in programs and projects and provide a management tool for accessing the best use of city resources.

City of Yankton
Adopted 2013 Budget

Fund: **General**

Function: **General Government**

Activity: **Finance Office**

ACCOUNT NO.	DESCRIPTION	2009 ACTUAL	2010 ACTUAL	2011 ACTUAL	2012 ADOPTED	2012 Y.T.D.	2012 ESTIMATED	2013 ADOPTED
101 104 101	Regular Salaries & Wages	\$336,173	\$350,546	\$349,965	\$391,703	\$151,329	\$391,703	\$408,296
101 104 111	OASI	\$24,459	\$25,486	\$25,359	\$29,965	\$10,956	\$29,965	\$31,235
101 104 121	Retirement	\$20,170	\$21,033	\$20,998	\$23,502	\$9,080	\$23,502	\$24,498
101 104 131	Worker's Compensation	\$541	\$470	\$514	\$674	(\$11)	\$514	\$540
101 104 132	Group Insurance	\$50,497	\$52,873	\$57,607	\$76,077	\$26,471	\$69,161	\$76,077
101 104 133	Unemployment Insurance	\$362	\$1,214	\$575	\$1,323	\$404	\$1,214	\$1,275
	Subtotal Personnel Services	\$432,202	\$451,622	\$455,018	\$523,244	\$198,229	\$516,059	\$541,921
101 104 201	Insurance	\$579	\$623	\$647	\$718	\$655	\$684	\$718
101 104 202	Professional Services	\$16,236	\$16,425	\$14,314	\$18,000	\$6,165	\$18,000	\$18,000
101 104 211	Publishing	\$0	\$0	\$0	\$135	\$0	\$135	\$135
101 104 221	Rep. & Maintenance-Equipment	\$0	\$0	\$65	\$400	\$47	\$400	\$400
101 104 231	Postage	\$2,791	\$2,590	\$2,755	\$3,000	\$1,019	\$3,700	\$4,000
101 104 232	Office Supplies	\$3,612	\$4,374	\$4,091	\$5,900	\$3,608	\$5,900	\$6,000
101 104 233	Printing & Binding	\$609	\$937	\$352	\$1,000	\$0	\$1,000	\$1,000
101 104 234	Copies	\$2,342	\$3,791	\$3,799	\$4,500	\$1,925	\$4,900	\$5,000
101 104 235	Subscriptions & Publications	\$2,002	\$1,442	\$1,460	\$500	\$527	\$1,500	\$1,500
101 104 261	Membership Dues	\$345	\$195	\$280	\$250	\$210	\$300	\$300
101 104 264	Schools	\$450	\$210	\$0	\$1,500	\$75	\$1,500	\$1,500
101 104 265	Conference & Meetings	\$210	\$72	\$311	\$500	\$1,225	\$2,000	\$500
101 104 271	Telephone	\$4,152	\$4,142	\$4,212	\$4,500	\$1,564	\$4,500	\$4,500
	Subtotal Other Current Expenditures	\$33,328	\$34,801	\$32,286	\$40,903	\$17,020	\$44,519	\$43,553
101 104 350	Equipment	\$0	\$0	\$0	\$1,000	\$0	\$1,000	\$1,000
	Subtotal Capital Expenditures	\$0	\$0	\$0	\$1,000	\$0	\$1,000	\$1,000
	Total Expenditures	\$465,530	\$486,423	\$487,304	\$565,147	\$215,249	\$561,578	\$586,474

INFORMATION SERVICES

ACCOUNT #101-105

PURPOSE OF THIS DEPARTMENT: Why does this department exist?

The vision of the department is to advance the City of Yankton through the effective deployment of information technology. The department is committed to improving the quality and types of services available cost effectively.

DEPARTMENT PERSONNEL: one Information Services Manager / Special Projects and one Systems Manager/Computer Operations Technician

GOALS OF THIS DEPARTMENT: What will this department attempt to accomplish this year?

- 1 Enhance department services and efficiency with technology.
 - 2 Facilitate citizen's interaction with the City Government through technology.
 - 3 Ensure accurate and fiscally responsible budgeting.
 - 4 Analyze, develop and enhance Geographic Information Systems (GIS) technology use in the City.
-

OBJECTIVES FOR REACHING OUR GOALS:

- Maintain server uptime exceeding 99.7% annually.
 - Provide 24 hours of formal technology related training for the organization.
 - Increase unique web site visitors by 10%.
 - Answer web inquiries within 24 hours.
 - Establish baseline ratings of citizen satisfaction with website.
 - Provide accurate and easily understood documents to keep the budget process in line with the budget timeline.
 - Project revenue and expenditures to be within 2% of the actual results.
 - Inventory and assess current capability and training.
 - Develop an effective method for sharing of data between the City's CAD and GIS systems.
 - Develop and maintain geographic layers and data for use by staff and the public.
-

INTENDED OUTCOMES FROM BUDGET EXPENDITURES

The department's 2013 budget includes the regular replacement of technology related equipment to provide reliable and efficient tools to ensure the City is able to reach its overall organizational goals in every department. In addition, a number of new hardware and software resources will be added to enhance existing services. Paperless packets, electronic time card, data management systems and a number of other improvements are in various stages of being implemented or researched. Technology improvements allow for savings in both real dollars and staff efficiencies.

City of Yankton
Adopted 2013 Budget

Fund: **General**

Function: **General Government**

Activity: **Information Services**

ACCOUNT NO.	DESCRIPTION	2009 ACTUAL	2010 ACTUAL	2011 ACTUAL	2012 ADOPTED	2012 Y.T.D.	2012 ESTIMATED	2013 ADOPTED
101 105 101	Regular Salaries & Wages	\$61,886	\$62,750	\$63,132	\$111,276	\$44,652	\$111,276	\$115,990
101 105 102	Temp. Salaries & Wages	\$0	\$0	\$0	\$5,000	\$0	\$5,000	\$5,000
101 105 111	OASI	\$4,731	\$4,798	\$4,827	\$8,895	\$3,413	\$8,895	\$9,256
101 105 121	Retirement	\$3,713	\$3,765	\$3,788	\$6,677	\$2,679	\$6,677	\$6,959
101 105 131	Worker's Compensation	\$0	\$123	\$125	\$258	(\$3)	\$258	\$542
101 105 132	Group Insurance	\$5,869	\$6,146	\$6,759	\$17,006	\$6,215	\$17,006	\$18,707
101 105 133	Unemployment Insurance	\$46	\$153	\$72	\$332	\$101	\$332	\$349
	Subtotal Personnel Services	\$76,245	\$77,735	\$78,703	\$149,444	\$57,057	\$149,444	\$156,803
101 105 201	Insurance	\$217	\$235	\$244	\$270	\$246	\$270	\$284
101 105 202	Professional Services	\$1,304	\$857	\$771	\$3,000	\$1,055	\$3,000	\$3,000
101 105 207	Services - PC Network	\$390	\$0	\$0	\$1,500	\$0	\$1,500	\$1,500
101 105 211	Publishing	\$0	\$0	\$0	\$250	\$0	\$250	\$250
101 105 221	Rep. & Maintenance-Equipment	\$479	\$2,087	\$12	\$1,500	\$154	\$1,500	\$1,500
101 105 230	Supplies - PC Network	\$459	\$293	\$1,265	\$2,500	\$1,667	\$2,500	\$2,500
101 105 231	Postage	\$0	\$0	\$23	\$100	\$0	\$100	\$100
101 105 232	Office Supplies	\$148	\$94	\$533	\$500	\$139	\$500	\$500
101 105 234	Copies	\$203	\$0	\$8	\$100	\$8	\$100	\$100
101 105 235	Subscriptions & Publications - Software / Aeria	\$0	\$842	\$15,946	\$8,000	\$801	\$8,000	\$8,000
101 105 261	Membership Dues	\$0	\$0	\$0	\$100	\$0	\$100	\$100
101 105 264	Schools	\$630	\$0	\$1,128	\$2,000	\$0	\$2,000	\$2,000
101 105 265	Conference & Meetings	\$71	\$128	\$101	\$1,000	\$46	\$1,000	\$1,000
101 105 270	Internet Access	\$15,506	\$9,988	\$15,418	\$14,820	\$7,769	\$22,000	\$22,000
101 105 271	Telephone	\$0	\$0	\$0	\$750	\$418	\$750	\$750
	Subtotal Other Current Expenditures	\$19,407	\$14,524	\$35,449	\$36,390	\$12,303	\$43,570	\$43,584
101 105 350	Equipment	\$17,996	\$5,347	\$68,535	\$94,000	\$979	\$94,000	\$42,000
	Subtotal Capital Expenditures	\$17,996	\$5,347	\$68,535	\$94,000	\$979	\$94,000	\$42,000
	Total Expenditures	\$113,648	\$97,606	\$182,687	\$279,834	\$70,339	\$287,014	\$242,387

COMMUNITY DEVELOPMENT

ACCOUNT #101-106

PURPOSE OF THIS DEPARTMENT: Why does this department exist?

To foster the continued development of a well planned, healthy, and vibrant city with a strong economic base, excellent employment opportunities, and a wide range of diversified housing opportunities for the citizenry

To protect the health, safety, and welfare of the citizens by providing exemplary customer service in the administration and enforcement of adopted building related codes and ordinances and to seek compliance to the Municipal Code by providing citizens guidance and direction for the resolution of problems and violations in a friendly, fair and impartial manner.

DEPARTMENT PERSONNEL: one Community Development Director; one Building Official; one Building Inspector; and one Code Enforcement Official.

GOALS OF THIS DEPARTMENT: What will this department attempt to accomplish this year?

- 1 Provide our citizens safe, well-planned neighborhoods in which to live, work and play.
- 2 Provide effective and efficient building services.
- 3 Provide code enforcement activities that improve the quality of life in the City of Yankton.

OBJECTIVES FOR REACHING OUR GOALS:

- Establish baseline ratings for citizen satisfaction components.
- Provide bi-annual citizen forum in conjunction with two regular Planning Commission meetings.
- Each new structure shall have had three building and three plumbing inspections during the process of construction. Inspections will occur within one business day of the request.
- Plan review requests will be responded to within 10 days for commercial projects and three days for residential projects.
- Nuisance and weed inspections will have been responded to within one business day of receipt of information and notifications will have been sent out within one business day after inspection.
- Building and other abatement cases will have been resolved within four months of an initial finding.

INTENDED OUTCOMES FROM BUDGET EXPENDITURES

The 2013 operational and capital budgets continue to focus on investments that promote a well planned, safe and healthy City with an emphasis on investment in areas that will improve efficiencies. Investment in staff continuing education opportunities and funding of an active nuisance abatement program will yield both short term and long term results. These commitments ensure that staff is functioning with the most current technical and legal information and has the resources to act when necessary.

City of Yankton
Adopted 2013 Budget

Fund: **General**

Function: **General Government**

Activity: **Community Development**

ACCOUNT NO.	DESCRIPTION	2009 ACTUAL	2010 ACTUAL	2011 ACTUAL	2012 ADOPTED	2012 Y.T.D.	2012 ESTIMATED	2013 ADOPTED
101 106 101	Regular Salaries & Wages	\$0	\$168,974	\$169,689	\$221,853	\$89,105	\$221,583	\$230,969
101 106 102	Temp. Salaries & Wages	\$0	\$9,976	\$10,397	\$0	\$0	\$0	\$0
101 106 103	Overtime Wages	\$0	\$0	\$0	\$0	\$0	\$0	\$500
101 106 111	OASI	\$0	\$12,891	\$12,903	\$16,972	\$6,391	\$16,972	\$17,707
101 106 121	Retirement	\$0	\$10,139	\$10,182	\$13,311	\$5,346	\$13,311	\$13,888
101 106 131	Worker's Compensation	\$0	\$307	\$311	\$1,403	(\$7)	\$1,403	\$1,473
101 106 132	Group Insurance	\$0	\$19,844	\$22,774	\$33,240	\$13,632	\$33,240	\$36,564
101 106 133	Unemployment Insurance	\$0	\$518	\$278	\$655	\$207	\$518	\$544
	Subtotal Personnel Services	\$0	\$222,649	\$226,534	\$287,434	\$114,674	\$287,027	\$301,645
101 106 201	Insurance	\$0	\$0	\$398	\$500	\$403	\$500	\$500
101 106 202	Professional Services	\$0	\$532	\$83	\$2,000	\$313	\$2,000	\$2,000
101 106 204	Abatement	\$0	\$4,648	\$13,952	\$25,000	\$913	\$25,000	\$25,000
101 106 211	Publishing	\$0	\$1,595	\$1,817	\$2,000	\$110	\$2,000	\$2,000
101 106 221	Rep. & Maintenance-Equipment	\$0	\$0	\$0	\$100	\$0	\$100	\$100
101 106 222	Rep. & Maint.-Vehicles	\$0	\$0	\$0	\$500	\$0	\$500	\$500
101 106 224	Rep. & Maint. Central Garage	\$0	\$35	\$2,794	\$3,000	\$0	\$3,000	\$3,000
101 106 231	Postage	\$0	\$645	\$1,387	\$1,500	\$551	\$1,500	\$1,500
101 106 232	Office Supplies	\$0	\$543	\$708	\$500	\$111	\$500	\$500
101 106 234	Copies	\$0	\$1,623	\$1,248	\$2,000	\$379	\$2,000	\$2,000
101 106 235	Subscriptions & Publications	\$0	\$0	\$1,250	\$200	\$122	\$200	\$200
101 106 261	Membership Dues	\$0	\$1,055	\$870	\$1,300	\$480	\$1,300	\$1,300
101 106 262	Mileage	\$0	\$1,150	\$1,200	\$1,200	\$550	\$1,200	\$1,200
101 106 265	Conference & Meetings	\$0	\$1,171	\$547	\$3,000	\$678	\$3,000	\$3,000
101 106 271	Telephone	\$0	\$893	\$972	\$900	\$1,175	\$1,850	\$1,850
	Subtotal Other Current Expenditures	\$0	\$13,890	\$27,226	\$43,700	\$5,785	\$44,650	\$44,650
101 106 350	Equipment	\$0	\$518	\$0	\$1,900	\$871	\$1,900	\$54,000
	Subtotal Capital Expenditures	\$0	\$518	\$0	\$1,900	\$871	\$1,900	\$54,000
	Total Expenditures	\$0	\$237,057	\$253,760	\$333,034	\$121,330	\$333,577	\$400,295

<p style="text-align: center;">CONTINGENCY FUND ACCOUNT #101-109</p>
--

PURPOSE OF THIS DEPARTMENT: Why does this department exist?

The purpose of the Contingency Fund is to reserve money in each year's budget to pay for unbudgeted and unexpected expenditures that may arise.

GOALS OF THIS FUND: What will this department attempt to accomplish this year?

The goal is to reserve approximately \$100,000 for unbudgeted or unplanned expenditures.

City of Yankton
Adopted 2013 Budget

Fund: General		Function: General Government			Activity: Contingency			
ACCOUNT NO.	DESCRIPTION	2009 ACTUAL	2010 ACTUAL	2011 ACTUAL	2012 ADOPTED	2012 Y.T.D.	2012 ESTIMATED	2013 ADOPTED
101 109 601	Contingency	\$0	\$0	\$0	\$200,000	\$0	\$100,000	\$200,000
	Total Expenditures	\$0	\$0	\$0	\$200,000	\$0	\$100,000	\$200,000

YANKTON POLICE DEPARTMENT

ACCOUNT #101-111

PURPOSE OF THIS DEPARTMENT: Why does this department exist?

The Yankton Police Department's primary mission is to provide the highest quality public safety for the people who live, work, play and visit within the corporate limits of Yankton and to protect their property. We will constantly evaluate and improve our efforts to enhance public safety with the goal of improving the quality of life within the City of Yankton, while at the same time maintaining the respect for individual rights and human dignity.

DEPARTMENT PERSONNEL: 26 Sworn Officers including 1 Chief of Police, 3 Lieutenants, 3 Detectives, 3 Sergeants, 1 Corporal, 14 Patrol Officers which includes 2 K-9 Units and 2 Clerks. Eight Police Officers serve as DARE Officers and Liaison Officers with our schools.

GOALS OF THIS DEPARTMENT: What will this department attempt to accomplish this year?

- Creating a community where people feel safe.
- Provide optimum service to citizens with limited negative feedback.
- Monitor programs for efficiency and outcomes.
- Creating a community where people are safe

OBJECTIVES FOR REACHING OUR GOALS:

- Establish baseline ratings measuring the community's perceptions of safety.
- Establish streamlined reporting processes and baseline data on clearance rate for property crime.
- Publish monthly and an annual statistical report.
- Establish streamlined reporting processes and baseline data on clearance rate for violent crime.

INTENDED OUTCOMES FROM BUDGET EXPENDITURES

The objectives for the Police 2013 include training and equipment purchases that will facilitate the development of the entire staff and their ability to provide services to the Yankton community.

City of Yankton
Adopted 2013 Budget

Fund: **General**

Function: **Public Safety**

Activity: **Police**

ACCOUNT NO.	DESCRIPTION	2009 ACTUAL	2010 ACTUAL	2011 ACTUAL	2012 ADOPTED	2012 Y.T.D.	2012 ESTIMATED	2013 ADOPTED
101 111 101	Regular Salaries & Wages	\$1,512,327	\$1,562,915	\$1,288,358	\$1,408,323	\$536,555	\$1,408,323	\$1,467,980
101 111 102	Temp. Salaries & Wages	\$4,509	\$4,803	\$6,086	\$6,000	\$1,391	\$6,000	\$6,000
101 111 103	Overtime Wages	\$65,005	\$97,067	\$65,492	\$20,000	\$20,861	\$45,000	\$45,000
101 111 111	OASI	\$117,019	\$123,837	\$108,142	\$109,726	\$41,319	\$111,638	\$116,202
101 111 121	Retirement	\$117,587	\$124,429	\$102,766	\$114,746	\$43,764	\$116,746	\$121,518
101 111 131	Worker's Compensation	\$25,133	\$25,934	\$26,679	\$28,449	(\$610)	\$28,449	\$29,871
101 111 132	Group Insurance	\$210,156	\$231,768	\$193,891	\$236,594	\$91,698	\$236,594	\$260,253
101 111 133	Unemployment Insurance	\$1,759	\$5,722	\$1,974	\$3,258	\$1,387	\$1,974	\$2,073
	Subtotal Personnel Services	\$2,053,495	\$2,176,475	\$1,793,388	\$1,927,096	\$736,365	\$1,954,724	\$2,048,897
101 111 201	Insurance	\$20,108	\$21,556	\$20,356	\$18,932	\$22,657	\$22,657	\$23,790
101 111 202	Professional Services	\$37,401	\$33,906	\$37,898	\$20,000	\$13,331	\$22,000	\$22,000
101 111 211	Publishing	\$84	\$146	\$143	\$750	\$74	\$750	\$750
101 111 212	Rent for Safety Center	\$56,697	\$90,720	\$87,522	\$86,240	\$31,482	\$86,240	\$86,240
101 111 221	Rep. & Maintenance-Equipment	\$15,413	\$21,370	\$16,156	\$25,000	\$4,181	\$25,000	\$25,000
101 111 222	Rep.& Maint.-Vehicles	\$12,679	\$14,969	\$16,971	\$20,000	\$1,392	\$20,000	\$20,000
101 111 224	Rep. & Maint. Central Garage	\$67,019	\$89,862	\$102,427	\$126,500	\$28,656	\$126,500	\$126,500
101 111 231	Postage	\$1,305	\$1,427	\$1,241	\$1,500	\$795	\$1,800	\$1,800
101 111 232	Office Supplies	\$3,322	\$3,909	\$4,909	\$3,330	\$3,253	\$4,000	\$4,000
101 111 233	Printing & Binding	\$2,872	\$2,858	\$4,462	\$2,500	\$2,526	\$3,500	\$2,500
101 111 234	Copies	\$4,654	\$4,575	\$3,607	\$3,700	\$2,956	\$4,500	\$4,000
101 111 235	Subscriptions & Publications	\$386	\$632	\$565	\$750	\$323	\$1,300	\$1,000
101 111 240	Chemicals & Gases	\$307	\$270	\$0	\$3,500	\$0	\$3,500	\$3,500
101 111 243	Medical & Safety Supplies	\$707	\$1,790	\$716	\$1,500	\$163	\$1,500	\$1,500
101 111 244	Uniforms	\$10,867	\$6,907	\$12,684	\$9,140	\$6,804	\$9,140	\$9,140
101 111 248	Photography Supplies	\$278	\$425	\$215	\$500	\$0	\$500	\$500
101 111 251	Safety Town Expenditures	\$4,199	\$7,605	\$3,963	\$5,000	\$1,716	\$6,100	\$6,100
101 111 261	Membership Dues	\$1,007	\$1,411	\$935	\$1,200	\$1,485	\$1,825	\$2,500
101 111 262	Mileage	\$4,875	\$3,800	\$3,742	\$4,100	\$1,100	\$3,000	\$3,000
101 111 263	Travel Expense	\$2,633	\$8,221	\$5,470	\$4,800	\$3,264	\$4,800	\$6,000
101 111 264	Schools	\$1,683	\$3,331	\$5,163	\$7,200	\$7,440	\$10,200	\$11,500
101 111 265	Conference & Meetings	\$130	\$1,578	\$4,268	\$5,500	\$183	\$2,500	\$3,000
101 111 266	Special Account-Detectives	\$0	\$0	\$3,000	\$3,000	\$0	\$3,000	\$3,000
101 111 267	Ammunition	\$0	\$0	\$5,512	\$9,000	\$1,255	\$9,000	\$11,000
101 111 271	Telephone	\$15,583	\$11,034	\$11,327	\$5,500	\$4,465	\$10,000	\$10,000
	Subtotal Other Current Expenditures	\$264,209	\$332,302	\$353,252	\$369,142	\$139,501	\$383,312	\$388,320
101 111 301	Capital Repair & Maintenance	\$4,203	\$0	\$40	\$0	\$0	\$0	\$0
101 111 350	Equipment	\$89,382	\$117,647	\$105,958	\$136,000	\$2,900	\$136,200	\$209,000
	Subtotal Capital Expenditures	\$93,585	\$117,647	\$105,998	\$136,000	\$2,900	\$136,200	\$209,000
	Audit Adjustment							
	Total Expenditures	\$2,411,289	\$2,626,424	\$2,252,638	\$2,432,238	\$878,766	\$2,474,236	\$2,646,217

<p style="text-align: center;">ANIMAL CONTROL ACCOUNT #101-113</p>

PURPOSE OF THIS DEPARTMENT: Why does this department exist?

This department provides animal control services for the City of Yankton and some assistance to other law enforcement departments in the area upon request. The Animal Control Department also maintains the City animal shelter. Parking enforcement throughout the City is approximately one fourth of the officer's time.

DEPARTMENT PERSONNEL: one full-time Officer.

GOALS OF THIS DEPARTMENT: What will this department attempt to accomplish this year?

Animal Control will provide humane care and control of animals. It will also enforce animal and parking laws within the city limits. The Department will continue to maintain an aggressive Pet Adoption and Registration program. Work with the Yankton Area Humane Society.

OBJECTIVES FOR REACHING OUR GOALS:

- Maintain shelter conditions for animals.
 - Continue pet adoption program.
 - Improve pet registration.
 - Increase training and public appearances for the officer.
 - Continue parking enforcement.
 - Provide monthly statistical data on shelter operations.
-

INTENDED OUTCOMES FROM BUDGET EXPENDITURES

The Animal Control 2013 budget is to initiate networking with other Animal Control Officer in South Dakota, while maintaining the current level of care. We will be examining duplication of services within the community to streamline the resources available.

City of Yankton
Adopted 2013 Budget

Fund: **General**

Function: **Public Safety**

Activity: **Animal Control**

ACCOUNT NO.	DESCRIPTION	2009 ACTUAL	2010 ACTUAL	2011 ACTUAL	2012 ADOPTED	2012 Y.T.D.	2012 ESTIMATED	2013 ADOPTED
101 113 101	Regular Salaries & Wages	\$29,688	\$32,326	\$31,797	\$33,720	\$13,480	\$33,720	\$35,148
101 113 102	Temp. Salaries & Wages	\$0	\$0	\$0	\$0	\$0	\$0	\$0
101 113 103	Overtime Wages	\$0	\$0	\$665	\$500	\$0	\$500	\$500
101 113 111	OASI	\$2,251	\$2,453	\$2,463	\$2,618	\$1,023	\$2,618	\$2,727
101 113 121	Retirement	\$1,781	\$1,940	\$1,948	\$2,053	\$809	\$2,053	\$2,139
101 113 131	Worker's Compensation	\$292	\$303	\$327	\$347	(\$7)	\$347	\$364
101 113 132	Group Insurance	\$5,869	\$6,146	\$6,759	\$6,431	\$3,255	\$6,431	\$6,753
101 113 133	Unemployment Insurance	\$44	\$151	\$72	\$166	\$54	\$151	\$159
	Subtotal Personnel Services	\$39,925	\$43,319	\$44,031	\$45,835	\$18,614	\$45,820	\$47,790
101 113 201	Insurance	\$453	\$487	\$506	\$561	\$512	\$561	\$589
101 113 211	Publishing	\$0	\$0	\$0	\$150	\$0	\$150	\$150
101 113 221	Rep. & Maintenance-Equipment	\$0	\$54	\$49	\$500	\$213	\$500	\$500
101 113 222	Rep. & Maintenance-Vehicles	\$0	\$0	\$224	\$1,000	\$26	\$1,000	\$1,000
101 113 223	Rep. & Maintenance-Buildings	\$0	\$0	\$296	\$500	\$69	\$500	\$500
101 113 224	Rep. & Maint.-Central Garage	\$3,027	\$2,549	\$3,322	\$4,600	\$1,095	\$4,600	\$4,600
101 113 233	Printing	\$321	\$0	\$104	\$100	\$0	\$100	\$100
101 113 244	Uniforms	\$102	\$0	\$86	\$500	\$0	\$250	\$250
101 113 246	Animal Shelter Expense	\$1,229	\$1,150	\$583	\$100	\$138	\$500	\$500
101 111 265	Conference & Meetings	\$0	\$0	\$0	\$0	\$0	\$0	\$500
	Subtotal Other Current Expenditures	\$5,132	\$4,240	\$5,170	\$8,011	\$2,053	\$8,161	\$8,689
101 113 350	Equipment	\$0	\$0	\$25,735	\$3,500	\$42	\$3,500	\$3,000
	Subtotal Capital Expenditures	\$0	\$0	\$25,735	\$3,500	\$42	\$3,500	\$3,000
	Total Expenditures	\$45,057	\$47,559	\$74,936	\$57,346	\$20,709	\$57,481	\$59,479

FIRE DEPARTMENT ACCOUNT #101-114

PURPOSE OF THIS DEPARTMENT: Why does this department exist?

The Yankton Fire Department will safely provide fire and emergency services that protect the lives of all who visit, work or invest in Yankton and the surrounding area.

Departmental Personnel: one Fire Chief, one Fire Marshal / Deputy Chief and forty-five Volunteer Firefighters

GOALS OF THIS DEPARTMENT:

- 1 Strive to prevent emergencies through effective code enforcement and public education programs
- 2 Provide safe and effective fire suppression and emergency services

OBJECTIVES FOR REACHING OUR GOALS:

- Perform 120 fire and life safety inspections in commercial occupancies.
- Have no civilian fire deaths and less than three civilian injuries from fire.
- Provide an average response time to all emergencies within the City Limits of 5 minutes with an average turnout of 25 firefighters per call.
- Have 0 firefighter injuries.
- Keep total percentage of property lost to 35% or under on structure.
- Establish benchmark rating for community satisfaction/perceptions of safety related to fire services.

INTENDED OUTCOMES FROM BUDGET EXPENDITURES

Effective fire suppression and emergency services will be facilitated by providing adequate facilities for fire department administration, training and operations. Well maintained fire suppression and emergency response equipment, training and a fire prevention program targeted at the populations most at risk in Yankton will lend itself to the achievement of department goals.

City of Yankton
Adopted 2013 Budget

Fund: **General**

Function: **Public Safety**

Activity: **Fire Department**

ACCOUNT NO.	DESCRIPTION	2009 ACTUAL	2010 ACTUAL	2011 ACTUAL	2012 ADOPTED	2012 Y.T.D.	2012 ESTIMATED	2013 ADOPTED
101 114 101	Regular Salaries & Wages	\$121,431	\$122,723	\$123,572	\$134,963	\$53,862	\$129,478	\$134,963
101 114 111	OASI	\$9,134	\$9,232	\$9,298	\$10,325	\$4,055	\$9,905	\$10,325
101 114 121	Retirement	\$9,714	\$9,818	\$9,886	\$10,797	\$4,309	\$10,358	\$10,797
101 114 131	Worker's Compensation	\$4,197	\$4,349	\$4,701	\$4,993	(\$102)	\$4,755	\$4,993
101 114 132	Group Insurance	\$11,739	\$12,292	\$13,518	\$14,873	\$6,511	\$13,521	\$14,873
101 114 133	Unemployment Insurance	\$93	\$305	\$143	\$331	\$90	\$315	\$331
	Subtotal Personnel Services	\$156,308	\$158,719	\$161,118	\$176,282	\$68,725	\$168,332	\$176,282
101 114 201	Insurance	\$12,517	\$15,427	\$11,872	\$16,684	\$19,190	\$20,760	\$21,600
101 114 202	Professional Services	\$41,183	\$35,354	\$37,490	\$45,900	\$18,740	\$37,000	\$45,900
101 114 205	Examinations	\$11,241	\$11,498	\$17,743	\$18,750	\$0	\$18,000	\$18,750
101 114 221	Rep. & Maintenance-Equipment	\$4,287	\$8,435	\$6,050	\$9,200	\$4,355	\$8,500	\$9,200
101 114 222	Rep.& Maint.-Vehicles	\$3,176	\$3,658	\$13,696	\$4,000	\$1,532	\$8,300	\$5,000
101 114 223	Rep & Maint.-Bldgs.	\$1,361	\$3,159	\$4,353	\$3,900	\$9,354	\$11,000	\$6,800
101 114 224	Rep. & Maint. Central Garage	\$6,385	\$8,277	\$9,907	\$11,000	\$2,329	\$10,000	\$11,000
101 114 225	Mobile Command Post	\$0	\$0	\$0	\$0	\$0	\$1,000	\$1,000
101 114 231	Postage	\$145	\$188	\$502	\$350	\$188	\$350	\$350
101 114 232	Office Supplies	\$199	\$708	\$375	\$700	\$148	\$700	\$700
101 114 233	Printing & Binding	\$78	\$197	\$301	\$350	\$0	\$350	\$350
101 114 234	Copies	\$186	\$136	\$351	\$450	\$69	\$350	\$350
101 114 235	Subscriptions & Publications	\$1,700	\$2,215	\$2,368	\$2,000	\$858	\$2,000	\$2,000
101 114 240	Chemicals & Gases	\$1,530	\$1,289	\$1,106	\$2,000	\$693	\$1,500	\$2,000
101 114 243	Medical & Safety Supplies	\$167	\$342	\$38	\$1,000	\$405	\$500	\$1,000
101 114 244	Uniforms & Dry Goods	\$678	\$1,439	\$1,081	\$1,500	\$299	\$1,250	\$1,500
101 114 247	Small Tools & Hardware	\$1,451	\$1,984	\$1,284	\$2,700	\$1,156	\$2,500	\$2,700
101 114 261	Membership Dues	\$1,239	\$1,418	\$965	\$1,695	\$930	\$1,500	\$1,695
101 114 263	Travel Expense	\$343	\$9	\$567	\$1,000	\$0	\$500	\$1,000
101 114 264	Schools	\$6,729	\$7,160	\$6,686	\$11,000	\$3,966	\$7,000	\$11,000
101 114 265	Conference & Meetings	\$411	\$51	\$974	\$1,500	\$0	\$1,000	\$1,500
101 114 268	Prevention	\$2,092	\$2,272	\$2,334	\$2,500	\$717	\$2,500	\$2,500
101 114 271	Telephone	\$2,482	\$3,150	\$3,284	\$4,250	\$996	\$3,500	\$3,750
101 114 272	Electricity	\$1,807	\$5,195	\$5,468	\$8,000	\$2,212	\$5,750	\$6,500
101 114 273	Fuel-Heating	\$1,799	\$3,488	\$5,254	\$7,000	\$2,682	\$6,000	\$7,000
101 114 274	Water Service	\$252	\$3,409	\$2,979	\$2,500	\$603	\$3,300	\$3,300
101 114 275	Sewer Service	\$102	\$268	\$238	\$270	\$112	\$270	\$270
101 114 276	Landfill	\$0	\$272	\$288	\$450	\$120	\$300	\$300
101 114 277	Rubble	\$24	\$0	\$0	\$0	\$0	\$0	\$0
	Subtotal Other Current Expenditures	\$103,564	\$120,998	\$137,554	\$160,649	\$71,654	\$155,680	\$169,015
101 114 320	Buildings	\$12,885	(\$5,500)	\$0	\$0	\$0	\$0	\$0
101 114 321	North Fire Station	\$1,702,785	\$77,543	\$16,336	\$244,841	\$157	\$4,750	\$240,694
101 114 350	Equipment	\$85,165	\$65,963	\$137,708	\$350,841	\$208,737	\$499,193	\$550,500
101 114 310	Land	\$0	\$0	\$0	\$0	\$0	\$0	\$0
101 114 411	Interest Debt Service	\$84,534	\$97,780	\$95,890	\$100,232	\$46,685	\$100,232	\$100,232
102 114 422	Bond Issuance Cost	\$20,140	\$1,000	\$0	\$0	\$0	\$0	\$0
103 114 423	Bond Discounts	\$39,930	\$0	\$0	\$0	\$0	\$0	\$0
104 114 431	Other Debt Service	\$15	\$425	\$1,425	\$0	\$425	\$0	\$0
105 114 441	Principal	\$105,000	\$90,000	\$90,000	\$90,000	\$0	\$90,000	\$90,000
	Subtotal Capital Expenditures	\$2,050,454	\$327,211	\$341,359	\$785,914	\$256,004	\$694,175	\$981,426
	Total Expenditures	\$2,310,326	\$606,928	\$640,031	\$1,122,845	\$396,383	\$1,018,187	\$1,326,723

<p style="text-align: center;">CIVIL DEFENSE ACCOUNT #101-115</p>

PURPOSE OF THIS DEPARTMENT: Why does this department exist?

Civil Defense provides outdoor warning siren services for storms, fires and other emergencies. This program also provides some emergency management, Haz-mat and rescue functions.

GOALS OF THIS DEPARTMENT: What will this department attempt to accomplish this year?

Enhance training for local emergency responders and continue acquisition of mission specific equipment utilizing grant funding where available. Maintain warning siren system.

OBJECTIVES FOR REACHING OUR GOALS:

- Cooperate in comprehensive community exercise planning.
 - Improve communication and preparation among local area responders.
 - Continue maintenance of siren system.
 - Continued support of Local Emergency Planning Committee efforts
-

INTENDED OUTCOMES FROM BUDGET EXPENDITURES

The FY2013 Civil Defense budget is designed to provide for an adequate and well maintained outdoor warning siren system for Yankton residents. This is done through providing sirens distributed in such a manner that citizens of Yankton can hear the sirens from any outdoor site within the city limits.

City of Yankton
Adopted 2013 Budget

Fund: **General**

Function: **Public Safety**

Activity: **Civil Defense**

ACCOUNT NO.	DESCRIPTION	2009 ACTUAL	2010 ACTUAL	2011 ACTUAL	2012 ADOPTED	2012 Y.T.D.	2012 ESTIMATED	2013 ADOPTED
101 115 221	Rep. & Maintenance-Equipment	\$931	\$574	\$164	\$1,500	\$822	\$1,000	\$1,000
101 115 224	Rep. & Maintenance-Central Garage	\$0	\$0	\$0	\$300	\$0	\$0	\$0
101 115 240	Chemicals & Gases	\$172	\$0	\$0	\$250	\$242	\$250	\$250
101 115 247	Small Tools & Hardware	\$242	\$0	\$0	\$300	\$0	\$0	\$0
101 115 271	Telephone	\$7	\$7	\$6	\$25	\$1	\$15	\$15
101 115 272	Electricity	\$557	\$621	\$699	\$650	\$289	\$725	\$725
101 115 273	Fuel-Generator	\$218	\$207	\$208	\$250	\$85	\$250	\$250
	Subtotal Other Current Expenditures	\$2,127	\$1,409	\$1,077	\$3,275	\$1,439	\$2,240	\$2,240
101 115 350	Equipment	\$0	\$7,460	\$1,588	\$12,750	\$10,960	\$10,960	\$0
	Subtotal Capital Expenditures	\$0	\$7,460	\$1,588	\$12,750	\$10,960	\$10,960	\$0
	Total Expenditures	\$2,127	\$8,869	\$2,665	\$16,025	\$12,399	\$13,200	\$2,240

PUBLIC SERVICES - ENGINEERING

ACCOUNT #101-122

PURPOSE OF THIS DEPARTMENT: Why does this department exist?

To support community growth, take actions that sustain and improve the quality of life for this community through good planning, accurate design and quality construction. To assist others in providing and maintaining proper community facilities and infrastructure.

DEPARTMENT PERSONNEL: one Public Services Director/City Engineer; one Civil Engineer; two Senior Engineering Techs; one Secretary; one Executive Director of the Yankton Housing and Redevelopment Commission; (0.17) Office Specialist shared with JPA and Street Department.

GOALS OF THIS DEPARTMENT: What will this department attempt to accomplish this year?

- 1 Ensure quality construction of infrastructure meeting minimum standards.
- 2 Maintain current and accurate mapping.
- 3 Provide quick and effective review of plans and plats.
- 4 Provide effective city budgeting guidance.

OBJECTIVES FOR REACHING OUR GOALS:

- Perform ACI inspection of concrete paving.
- Turnaround of 3 days for map requests.
- Complete 100% of map updates by December 15.
- Provide a written evaluation response within three weeks of receipt.
- Estimate projects costs within 10% of final cost.

INTENDED OUTCOMES FROM BUDGET EXPENDITURES

The 2013 budget recognizes the possibilities of utilizing process improvements available through initiatives being contemplated by City budgeted accounts to update the records management system. Accessibility and security of data pertinent to City departments will aid in the efficiency and effectiveness of the City. Mapping and facility records will address design and management of infrastructure elements that support basic community necessities such as storm water management, water distribution with fire protection, airport facilities, street system, and disposal of wastewater.

City of Yankton
Adopted 2013 Budget

Fund: **General**

Function: **Public Services**

Activity: **Engineering**

ACCOUNT NO.	DESCRIPTION	2009 ACTUAL	2010 ACTUAL	2011 ACTUAL	2012 ADOPTED	2012 Y.T.D.	2012 ESTIMATED	2013 ADOPTED
101 122 101	Regular Salaries & Wages	\$417,181	\$338,643	\$335,413	\$354,646	\$147,175	\$354,646	\$369,669
101 122 102	Temp. Salaries & Wages	\$15,180	\$14,954	\$15,481	\$15,000	\$6,039	\$15,000	\$15,000
101 122 103	Overtime Wages	\$219	\$353	\$62	\$4,000	\$0	\$4,000	\$4,000
101 122 111	OASI	\$31,348	\$26,022	\$25,713	\$28,584	\$11,188	\$28,584	\$29,733
101 122 121	Retirement	\$25,044	\$20,340	\$20,129	\$21,519	\$8,831	\$21,519	\$22,420
101 122 131	Worker's Compensation	\$4,695	\$4,811	\$5,205	\$4,763	(\$114)	\$4,763	\$5,001
101 122 132	Group Insurance	\$55,680	\$44,027	\$47,206	\$67,012	\$21,461	\$67,012	\$73,713
101 122 133	Unemployment Insurance	\$433	\$1,047	\$526	\$1,057	\$333	\$1,047	\$1,099
	Subtotal Personnel Services	\$549,780	\$450,197	\$449,735	\$496,581	\$194,913	\$496,571	\$520,635
101 122 201	Insurance	\$645	\$681	\$708	\$785	\$716	\$785	\$824
101 122 202	Professional Services	\$2,477	\$9,511	\$2,274	\$20,000	\$4,309	\$20,000	\$20,000
101 122 211	Publishing	\$3,880	\$1,133	\$1,113	\$4,000	\$1,603	\$3,000	\$3,000
101 122 221	Rep. & Maintenance-Equipment	\$417	\$851	\$299	\$1,000	\$0	\$1,000	\$1,000
101 122 222	Rep. & Maintenance-Vehicles	\$0	\$0	\$0	\$200	\$0	\$200	\$200
101 122 224	Rep. & Maintenance-Central Garage	\$7,454	\$7,215	\$13,612	\$10,400	\$2,751	\$10,400	\$10,400
101 122 231	Postage	\$4,485	\$4,740	\$3,885	\$3,000	\$1,707	\$3,000	\$3,000
101 122 232	Office Supplies	\$2,358	\$2,749	\$2,079	\$4,000	\$525	\$4,000	\$4,000
101 122 233	Printing & Binding	\$494	\$0	\$0	\$200	\$0	\$0	\$0
101 122 234	Copies	\$4,812	\$3,075	\$3,265	\$5,000	\$1,625	\$3,500	\$3,500
101 122 235	Subscriptions & Publications	\$971	\$31	\$122	\$700	\$374	\$500	\$500
101 122 244	Uniforms & Dry Goods	\$0	\$0	\$0	\$50	\$0	\$50	\$50
101 122 261	Membership Dues	\$1,277	\$789	\$735	\$1,000	\$295	\$1,000	\$1,000
101 122 262	Mileage	\$4,800	\$4,800	\$4,800	\$4,800	\$2,200	\$4,800	\$4,800
101 122 263	Travel Expense	\$114	\$440	\$0	\$750	\$170	\$750	\$750
101 122 265	Conference & Meetings	\$3,278	\$1,753	\$3,406	\$4,000	\$614	\$4,500	\$4,500
101 122 271	Telephone	\$5,930	\$5,219	\$5,283	\$6,000	\$1,439	\$6,000	\$6,000
	Subtotal Other Current Expenditures	\$43,392	\$42,987	\$41,581	\$65,885	\$18,328	\$63,485	\$63,524
101 122 350	Equipment	\$14,884	\$0	\$0	\$14,000	\$0	\$14,000	\$3,000
	Subtotal Capital Expenditures	\$14,884	\$0	\$0	\$14,000	\$0	\$14,000	\$3,000
	Total Expenditures	\$608,056	\$493,184	\$491,316	\$576,466	\$213,241	\$574,056	\$587,159

<p style="text-align: center;">STREET DEPARTMENT ACCOUNT #101-123</p>

PURPOSE OF THIS DEPARTMENT: Why does this department exist?

To optimize the use of available resources to construct and maintain surface transportation systems that support economic viability, promotes safe travel and add aesthetically to the community.

DEPARTMENT PERSONNEL: one Street Superintendent / Public Works Manager, one Street Supervisor, one Lead Senior Equipment Operator, five Senior Equipment Operators, five Equipment Operators and (0.17) Office Specialist shared with JPA/Transfer Station and Public Works Administration.

GOALS OF THIS DEPARTMENT: What will this department attempt to accomplish this year?

- 1 Provide an effective pavement reconstruction program.
-

OBJECTIVES FOR REACHING OUR GOALS:

- Establish roadway grading system.
 - Establish baseline ratings for citizen satisfaction of transportation system.
-

INTENDED OUTCOMES FROM BUDGET EXPENDITURES

The 2013 budget reflects the continuation of the durable pavement marking program, compliance with new sign reflectivity standards and the established roadway grading system in order to support economic viability, promote safe travel and add aesthetically to the community.

City of Yankton
Adopted 2013 Budget

Fund: **General**

Function: **Public Services**

Activity: **Street Division**

ACCOUNT NO.	DESCRIPTION	2009 ACTUAL	2010 ACTUAL	2011 ACTUAL	2012 ADOPTED	2012 Y.T.D.	2012 ESTIMATED	2013 ADOPTED
101 123 101	Regular Salaries & Wages	\$502,853	\$529,060	\$520,840	\$601,509	\$223,434	\$601,509	\$626,989
101 123 102	Temp. Salaries & Wages	\$5,533	\$5,750	\$5,472	\$12,000	\$1,105	\$12,000	\$12,000
101 123 103	Overtime Wages	\$5,897	\$5,971	\$6,418	\$6,000	\$403	\$6,000	\$6,000
101 123 111	OASI	\$38,383	\$40,371	\$39,709	\$47,392	\$16,735	\$47,392	\$49,342
101 123 121	Retirement	\$30,556	\$32,136	\$31,670	\$36,451	\$13,431	\$36,451	\$37,979
101 123 131	Worker's Compensation	\$19,140	\$19,829	\$21,338	\$23,909	(\$466)	\$23,909	\$25,104
101 123 132	Group Insurance	\$74,212	\$76,582	\$85,063	\$111,981	\$40,776	\$111,981	\$123,179
101 123 133	Unemployment Insurance	\$584	\$1,955	\$891	\$2,183	\$608	\$1,955	\$2,053
	Subtotal Personnel Services	\$677,158	\$711,654	\$711,401	\$841,425	\$296,026	\$841,197	\$882,646
101 123 201	Insurance	\$14,522	\$15,108	\$16,090	\$17,397	\$17,136	\$17,397	\$18,267
101 123 202	Professional Services	\$415	\$17,906	\$1,193	\$1,400	\$706	\$1,400	\$1,400
101 123 204	Contracted Services-Weeds & Lots	\$440	\$0	\$0	\$600	\$0	\$600	\$600
101 123 205	Special Rubbish Tipping Fee	\$101	\$66	\$218	\$100	\$19	\$100	\$100
101 123 221	Rep. & Maintenance-Equipment	\$4,736	\$6,460	\$9,380	\$6,000	\$4,849	\$6,000	\$6,000
101 123 223	Rep. & Maintenance-Buildings	\$724	\$109	\$935	\$800	\$1,000	\$1,500	\$1,000
101 123 224	Rep. & Maint. Central Garage	\$166,569	\$197,622	\$209,045	\$283,000	\$68,693	\$283,000	\$283,000
101 123 232	Office Supplies	\$156	\$342	\$392	\$300	\$55	\$300	\$300
101 123 233	Printing & Binding	\$511	\$390	\$254	\$500	\$464	\$500	\$500
101 123 234	Copies	\$0	\$3	\$0	\$0	\$0	\$0	\$0
101 123 236	Janitorial Supplies	\$600	\$432	\$287	\$600	\$274	\$500	\$500
101 123 239	Road Materials	\$162,156	\$174,932	\$197,387	\$195,000	\$34,767	\$200,000	\$210,000
101 123 240	Chemicals and Gases	\$737	\$1,172	\$848	\$500	\$316	\$500	\$500
101 123 241	Agricultural Supplies	\$30	\$0	\$11	\$0	\$0	\$0	\$0
101 123 243	Medical and Safety Supplies	\$432	\$492	\$528	\$750	\$161	\$750	\$750
101 123 244	Uniforms and Dry Goods	\$397	\$273	\$383	\$500	\$140	\$500	\$500
101 123 247	Small Tools and Hardware	\$512	\$777	\$1,108	\$1,000	\$464	\$1,000	\$1,000
101 123 264	Schools	\$35	\$116	\$208	\$300	\$0	\$300	\$300
101 123 271	Telephone	\$4,305	\$4,386	\$4,477	\$4,400	\$1,881	\$4,400	\$4,400
101 123 272	Electricity	\$2,303	\$16,875	\$16,283	\$2,500	\$505	\$2,500	\$2,500
101 123 285	Storm Water II Requirements	\$0	\$700	\$764	\$1,300	\$177	\$1,300	\$1,300
	Subtotal Other Current Expenditures	\$359,681	\$438,161	\$459,791	\$516,947	\$131,607	\$522,547	\$532,917
101 123 350	Equipment	\$151,820	\$86,225	\$294,100	\$165,000	\$128,944	\$151,891	\$290,000
101 123 411	Interest	\$6,978	\$8,474	\$0	\$0	\$0	\$0	\$0
	Subtotal Capital Expenditures	\$158,798	\$94,699	\$294,100	\$165,000	\$128,944	\$151,891	\$290,000
	Total Expenditures	\$1,195,637	\$1,244,514	\$1,465,292	\$1,523,372	\$556,577	\$1,515,635	\$1,705,563

SNOW REMOVAL ACCOUNT #101-124

PURPOSE OF THIS DEPARTMENT: Why does this department exist?

The Street Department provides snow removal and sanding for icy streets.

DEPARTMENT PERSONNEL: City departmental personnel (primarily the Street Department) will provide snow removal. Overtime wages will be paid for all snow removal crews that work beyond their regular work hours.

GOALS OF THIS DEPARTMENT: What will this department attempt to accomplish this year?

- 1 Establish safe travel conditions on roadways.
-

OBJECTIVES FOR REACHING OUR GOALS:

- Assess the traffic flow on days with snow removal and/or sanding activity.
 - Clear downtown and main arterial streets (snow routes) within 10 hours of the end of a 2 inch snowstorm. Remainder of town cleared within 24 hours.
 - Establish baseline ratings for citizen satisfaction of snow removal.
-

INTENDED OUTCOMES FROM BUDGET EXPENDITURES

This budgeted account is intended to insure that streets are cleared effectively following a snow or icing event. The budget allows the City to maintain unrestricted safe travel in the community which is vital to its functionality. The budget identifies and provides for specialized equipment that is necessary for weather related response by street crews.

City of Yankton
Adopted 2013 Budget

Fund: **General**

Function: **Public Services**

Activity: **Snow & Ice Removal**

ACCOUNT NO.	DESCRIPTION	2009 ACTUAL	2010 ACTUAL	2011 ACTUAL	2012 ADOPTED	2012 Y.T.D.	2012 ESTIMATED	2013 ADOPTED
101 124 101	Regular Salaries & Wages	\$8,012	\$7,556	\$7,928	\$10,449	\$4,654	\$10,449	\$10,892
101 124 103	Overtime Wages	\$27,884	\$24,719	\$17,968	\$12,000	\$8,015	\$12,000	\$12,000
101 124 111	OASI	\$2,689	\$2,412	\$1,930	\$1,717	\$945	\$1,717	\$1,751
101 124 121	Retirement	\$2,154	\$1,937	\$1,554	\$1,347	\$760	\$1,347	\$1,374
101 124 132	Group Insurance	\$2,939	\$5,846	\$4,699	\$8,282	\$2,093	\$8,282	\$9,110
101 124 133	Unemployment Insurance	\$124	\$91	\$107	\$166	\$63	\$166	\$174
	Subtotal Personnel Services	\$43,802	\$42,561	\$34,186	\$33,961	\$16,530	\$33,961	\$35,301
101 124 201	Insurance	\$2,858	\$3,076	\$3,206	\$3,392	\$3,234	\$3,392	\$3,562
101 124 211	Publishing	\$2,831	\$0	\$126	\$1,500	\$0	\$1,500	\$1,500
101 124 221	Rep. & Maintenance-Equipment	\$0	\$126	\$152	\$3,000	\$2,598	\$3,500	\$4,500
101 124 223	Rep. & Maintenance-Buildings	\$0	\$0	\$0	\$500	\$0	\$500	\$500
101 124 224	Rep. & Maint.-Central Garage	\$12,456	\$27,087	\$27,951	\$35,000	\$7,516	\$35,000	\$35,000
101 124 240	Chemicals	\$46,118	\$54,218	\$36,709	\$55,000	\$27,855	\$60,000	\$65,000
	Subtotal Other Current Expenditures	\$64,263	\$84,507	\$68,144	\$98,392	\$41,203	\$103,892	\$110,062
101 124 350	Equipment	\$0	\$9,030	\$9,030	\$11,000	\$0	\$11,000	\$23,000
101 124 411	Interest	\$5,777	\$16,419	\$0	\$0	\$0	\$0	\$0
	Subtotal Capital Expenditures	\$5,777	\$25,449	\$9,030	\$11,000	\$0	\$11,000	\$23,000
	Total Expenditures	\$113,842	\$152,517	\$111,360	\$143,353	\$57,733	\$148,853	\$168,363

<p style="text-align: center;">CITY HALL ACCOUNT #101-125</p>

PURPOSE OF THIS DEPARTMENT: Why does this department exist?

To provide citizen and employee focused, high quality, well maintained facilities and services that support the cost effective use of the structures and grounds that fall under our supervision.

DEPARTMENT PERSONNEL: one Full-time Custodian and .5 Maintenance Technician whose duties are split among the Safety Center, City Hall, Library and Senior Citizen's Center.

GOALS OF THIS DEPARTMENT: What will this department attempt to accomplish this year?

- 1 To maintain clean, comfortable facilities in a safe and economical manner and to manage maintenance operations and services in an efficient and effective manner
-

OBJECTIVES FOR REACHING OUR GOALS:

- Establish baseline employee satisfaction regarding the cleanliness of workspaces and common spaces.
 - Clean occupied portions of building three times per week.
 - Snow and ice cleared from sidewalks within 8 hours of a weather event or more often as needed.
 - Maintain accurate maintenance logs of building mechanical systems.
 - Respond to maintenance requests within 1 business day.
 - Maintain on target budget expenditures.
-

INTENDED OUTCOMES FROM BUDGET EXPENDITURES

The 2013 City Hall budget will allow us to continue providing a well maintained work environment for City staff. Additionally, City Hall provides a venue for community activities. The investment in the gym floor refinishing project will prepare it for 7 – 10 more years of service to the community. Staff has reworked the City Hall budget over the past few years to more clearly differentiate between maintenance and capital activities.

City of Yankton
Adopted 2013 Budget

Fund: **General**

Function: **Community Development**

Activity: **City Hall**

ACCOUNT NO.	DESCRIPTION	2009 ACTUAL	2010 ACTUAL	2011 ACTUAL	2012 ADOPTED	2012 Y.T.D.	2012 ESTIMATED	2013 ADOPTED
101 125 101	Regular Salaries & Wages	\$49,628	\$53,243	\$52,252	\$57,820	\$22,845	\$57,820	\$60,269
101 125 102	Temp. Salaries & Wages	\$0	\$0	\$1,295	\$0	\$0	\$0	\$0
101 125 103	Overtime Wages	\$0	\$759	\$0	\$500	\$0	\$500	\$500
101 125 111	OASI	\$3,742	\$4,203	\$4,042	\$4,461	\$1,718	\$4,461	\$4,649
101 125 121	Retirement	\$2,978	\$3,194	\$3,135	\$3,499	\$1,370	\$3,499	\$3,646
101 125 131	Worker's Compensation	\$1,252	\$1,297	\$1,402	\$1,529	(\$31)	\$1,529	\$1,605
101 125 132	Group Insurance	\$9,391	\$9,834	\$10,814	\$13,605	\$5,209	\$13,605	\$14,966
101 125 133	Unemployment Insurance	\$71	\$244	\$121	\$331	\$86	\$244	\$256
	Subtotal Personnel Services	\$67,062	\$72,774	\$73,061	\$81,745	\$31,197	\$81,658	\$85,891
101 125 201	Insurance	\$12,829	\$13,810	\$14,349	\$15,226	\$14,861	\$15,226	\$15,987
101 125 202	Professional Services	\$0	\$38	\$0	\$0	\$0	\$0	\$0
101 125 221	Rep. & Maintenance-Equipment	\$441	\$160	\$550	\$500	\$193	\$500	\$500
101 125 223	Rep. & Maintenance-Buildings	\$13,014	\$8,275	\$24,733	\$32,800	\$35,037	\$45,000	\$32,800
101 125 224	Rep. & Maint. Central Garage	\$4,568	\$1,822	\$240	\$2,000	\$1,249	\$2,000	\$2,000
101 125 236	Janitorial Supplies	\$2,977	\$3,001	\$2,542	\$3,000	\$1,479	\$3,000	\$3,000
101 125 247	Small Tools and Hardware	\$318	\$238	\$27	\$1,250	\$146	\$1,250	\$250
101 125 271	Telephone	\$0	\$0	\$0	\$300	\$0	\$300	\$300
101 125 272	Electricity	\$16,648	\$15,768	\$16,869	\$20,000	\$6,298	\$20,000	\$20,000
101 125 273	Fuel-Heating	\$10,090	\$11,129	\$9,228	\$17,000	\$4,063	\$17,000	\$17,000
101 125 274	Water Service	\$844	\$819	\$861	\$1,270	\$340	\$1,270	\$1,270
101 125 275	Sewer Service	\$533	\$459	\$493	\$800	\$176	\$800	\$800
101 125 276	Landfill	\$523	\$464	\$513	\$900	\$217	\$900	\$900
	Subtotal Other Current Expenditures	\$62,785	\$55,983	\$70,405	\$95,046	\$64,059	\$107,246	\$94,807
101 125 301	Capital Repairs and Maintenance	\$1,707	\$67,178	\$0	\$21,500	\$290	\$2,500	\$90,000
101 125 350	Equipment	\$21,913	\$0	\$0	\$0	\$0	\$0	\$2,500
	Subtotal Capital Expenditures	\$23,620	\$67,178	\$0	\$21,500	\$290	\$2,500	\$92,500
	Total Expenditures	\$153,467	\$195,935	\$143,466	\$198,291	\$95,546	\$191,404	\$273,198

TRAFFIC CONTROL ACCOUNT #101-126

PURPOSE OF THIS DEPARTMENT: Why does this department exist?

This department provides street lighting and traffic control to streets, highways and school zones in the City of Yankton.

DEPARTMENT PERSONNEL: .5 Airport Signal and Maintenance Technician shared with the Airport.

GOALS OF THIS DEPARTMENT: What will this department attempt to accomplish this year?

Our goal is to provide adequate lighting on the streets and highways of the City. Also, we will provide a safe and smooth traffic flow.

OBJECTIVES FOR REACHING OUR GOALS:

- Continue to identify traffic flow problems.
 - Maintain a map and inventory of facilities.
 - Upgrade traffic signals.
 - Modernize school zone systems.
 - Coordinate with Northwestern Public Service.
-

INTENDED OUTCOMES FROM BUDGET EXPENDITURES

The 2013 budget helps to address the continuous improvements that are important for a safe and effective traffic signals on arterial and state highways throughout the community. The budget also provides for the operational improvement and maintenance associated with school zones and street lightning. Close coordination in 2013 will be important for the scoping process and preliminary design associated with the SD DOT Highway 50 (4th Street) project programmed for construction in 2015.

City of Yankton
Adopted 2013 Budget

Fund: **General**

Function: **Public Services**

Activity: **Traffic Control**

ACCOUNT NO.	DESCRIPTION	2009 ACTUAL	2010 ACTUAL	2011 ACTUAL	2012 ADOPTED	2012 Y.T.D.	2012 ESTIMATED	2013 ADOPTED
101 126 101	Regular Salaries & Wages	\$19,551	\$19,546	\$19,015	\$24,049	\$8,364	\$24,049	\$25,068
101 126 103	Overtime Wages	\$480	\$608	\$433	\$1,000	\$299	\$1,000	\$1,000
101 126 111	OASI	\$1,270	\$1,363	\$1,420	\$1,916	\$633	\$1,916	\$1,994
101 126 121	Retirement	\$1,035	\$1,209	\$1,167	\$1,503	\$520	\$1,503	\$1,564
101 126 131	Worker's Compensation	\$627	\$650	\$702	\$764	(\$15)	\$764	\$802
101 126 132	Group Insurance	\$3,252	\$4,353	\$4,825	\$3,865	\$2,283	\$3,865	\$4,252
101 126 133	Unemployment Insurance	\$22	\$74	\$31	\$83	\$24	\$83	\$87
	Subtotal Personnel Services	\$26,237	\$27,803	\$27,593	\$33,180	\$12,108	\$33,180	\$34,767
101 126 201	Insurance	\$2,200	\$2,368	\$2,786	\$2,610	\$2,488	\$2,786	\$2,925
101 126 221	Rep. & Maintenance-Equipment	\$12,541	\$21,673	\$44,016	\$12,000	\$5,877	\$12,000	\$12,000
101 126 222	Rep. & Maintenance-Vehicles	\$0	\$0	\$130	\$400	\$0	\$400	\$400
101 126 224	Rep. & Maint.-Central Garage	\$3,419	\$3,081	\$3,119	\$5,000	\$1,244	\$4,500	\$5,000
101 126 247	Small Tools and Hardware	\$65	\$30	\$228	\$500	\$0	\$500	\$500
101 126 264	Schools	\$0	\$169	\$0	\$300	\$434	\$750	\$750
101 126 272	Electricity-Street Lights	\$219,897	\$204,330	\$214,048	\$230,000	\$97,686	\$237,000	\$240,000
	Subtotal Other Current Expenditures	\$238,122	\$231,651	\$264,327	\$250,810	\$107,729	\$257,936	\$261,575
101 126 350	Equipment	\$0	\$18,663	\$7,628	\$175,000	\$43,508	\$153,332	\$44,000
	Subtotal Capital Expenditures	\$0	\$18,663	\$7,628	\$175,000	\$43,508	\$153,332	\$44,000
	Total Expenditures	\$264,359	\$278,117	\$299,548	\$458,990	\$163,345	\$444,448	\$340,342

AIRPORT

ACCOUNT #101-127

PURPOSE OF THIS DEPARTMENT: Why does this department exist?

The municipal airport function reflected by this budget is to accomplish:

- (A) the City's maintenance obligations for grounds, buildings, runway lighting, and snow removal;
- (B) Airport operations including fueling, housing of transient aircraft, runway inspections, and other Fixed Base Operator (FBO) Airport Manager customer services.

DEPARTMENT PERSONNEL: .5 Airport Maintenance / Signal Technician shared with Traffic Control, and one Airport Supervisor.

GOALS OF THIS DEPARTMENT: What will this department attempt to accomplish this year?

Maintain the airport in a safe and aesthetically appropriate manner in accordance with FAA regulations. Also, to provide safe operating surfaces on airport property.

OBJECTIVES FOR REACHING OUR GOALS:

- Continue to mow vegetation to maintain a maximum of 6-inch height in safety areas and other areas for aesthetically acceptable appearance and maintain mowing equipment.
 - Continue to repair runway lighting and other facilities in response to airport inspections by Airport Manager.
 - Continue to repair fencing and parking lots.
 - Maintain and repair terminal building, crash building, maintenance hanger, north hanger, and administration building.
 - To remove snow in a timely manner and minimize hazardous conditions.
 - Clear terminal building apron and 13/31 runway within four hours after the notice to proceed from the Airport Manager for a two-inch snowstorm and 10 hours after a six-inch snowstorm.
 - Proceed to clean balance of airport pavement on routine work shift.
 - Provide aviation fuel
 - Provide Fix Based Operation (FBO) Services
-

INTENDED OUTCOMES FROM BUDGET EXPENDITURES

This year's budget reflects a significant investment in facilities including improvements for hangers and interior finishes of the terminal building. These improvements are in addition to continuing initiatives to maintain airport buildings, fueling systems, pavements, electrical runway lighting and the grounds that surround the facilities.

City of Yankton
Adopted 2013 Budget

Fund: **General**

Function: **Public Services**

Activity: **Chan Gurney Airport**

ACCOUNT NO.	DESCRIPTION	2009 ACTUAL	2010 ACTUAL	2011 ACTUAL	2012 ADOPTED	2012 Y.T.D.	2012 ESTIMATED	2013 ADOPTED
101 127 101	Regular Salaries & Wages	\$20,146	\$21,833	\$21,740	\$24,049	\$26,710	\$66,000	\$68,796
101 127 102	Temp. Salaries & Wages	\$10,614	\$14,259	\$12,232	\$14,400	\$6,402	\$20,700	\$21,500
101 127 103	Overtime Wages	\$921	\$1,613	\$1,417	\$1,000	\$792	\$1,000	\$1,000
101 127 111	OASI	\$2,158	\$2,825	\$2,630	\$3,018	\$2,558	\$6,709	\$6,984
101 127 121	Retirement	\$1,097	\$1,407	\$1,389	\$1,503	\$1,650	\$4,020	\$4,188
101 127 131	Worker's Compensation	\$797	\$826	\$893	\$1,022	(\$20)	\$1,300	\$1,365
101 127 132	Group Insurance	\$3,384	\$4,885	\$5,442	\$4,253	\$5,676	\$14,000	\$15,400
101 127 133	Unemployment Insurance	\$67	\$189	\$116	\$321	\$119	\$321	\$337
	Subtotal Personnel Services	\$39,184	\$47,837	\$45,859	\$49,566	\$43,887	\$114,050	\$119,570
101 127 201	Insurance	\$13,737	\$14,341	\$15,093	\$18,906	\$19,253	\$19,253	\$20,216
101 127 202	Professional Services-Manager/Other	\$9,199	\$10,102	\$9,410	\$12,000	\$1,127	\$12,000	\$12,000
101 127 203	Bank Card Discounts	\$0	\$0	\$0	\$0	\$0	\$3,425	\$3,425
101 127 211	Publishing/Advertising	\$0	\$0	\$0	\$0	\$0	\$0	\$0
101 127 221	Rep. & Maintenance-Equipment	\$11,145	\$18,805	\$28,449	\$20,000	\$3,791	\$20,000	\$20,000
101 127 222	Rep. & Maintenance-Vehicles	\$0	\$0	\$130	\$1,500	\$0	\$1,500	\$1,500
101 127 223	Rep. & Maintenance-Buildings	\$1,774	\$2,454	\$1,713	\$2,500	\$3,060	\$2,500	\$2,500
101 127 224	Rep. & Maint.-Central Garage	\$14,964	\$13,253	\$15,594	\$19,250	\$1,822	\$19,250	\$19,250
101 127 225	Rep. & Maint.-Runways & Aprons	\$0	\$1,410	\$487	\$1,000	\$503	\$1,000	\$1,000
101 127 236	Janitorial Supplies	\$602	\$868	\$1,087	\$1,000	\$529	\$1,000	\$1,000
101 127 238	Garage Gasoline & Lubricants	\$0	\$0	\$0	\$0	\$147,175	\$227,260	\$307,000
101 127 241	Agricultural Supplies	\$205	\$1,931	\$608	\$1,750	\$796	\$2,000	\$2,000
101 127 247	Small Tools and Hardware	\$274	\$349	\$83	\$500	\$199	\$500	\$500
101 127 264	Schools	\$0	\$0	\$0	\$0	\$0	\$0	\$1,000
101 127 265	Conference & Meetings	\$145	\$60	\$135	\$750	\$1,430	\$1,500	\$750
101 127 271	Telephone	\$976	\$1,006	\$1,012	\$1,100	\$906	\$2,100	\$2,200
101 127 272	Electricity	\$9,976	\$10,319	\$11,112	\$11,000	\$4,833	\$12,000	\$12,000
101 127 273	Fuel-Heating	\$10,921	\$7,842	\$8,227	\$13,000	\$4,735	\$12,000	\$12,000
101 127 274	Water Service	\$827	\$869	\$1,002	\$900	\$384	\$1,100	\$1,100
101 127 275	Wastewater Service	\$518	\$539	\$659	\$750	\$263	\$750	\$750
101 127 276	Landfill	\$527	\$459	\$532	\$600	\$197	\$600	\$600
	Subtotal Other Current Expenditures	\$75,790	\$84,607	\$95,333	\$106,506	\$191,003	\$339,738	\$420,791
101 127 301	Capital Repairs and Maintenance	\$0	\$7,730	\$12,098	\$10,500	\$2,600	\$6,800	\$8,000
101 127 320	Buildings & Structures	\$19,141	\$0	\$4,750	\$38,145	\$0	\$175,645	\$34,145
101 127 350	Equipment	\$2,200	\$13,314	\$570	\$0	\$14,961	\$73,000	\$137,000
101 127 411	Interest	\$13,146	\$0	\$10,789	\$0	\$0	\$0	\$0
	Subtotal Capital Expenditures	\$34,487	\$21,044	\$28,207	\$48,645	\$17,561	\$255,445	\$179,145
	Total Expenditures	\$149,461	\$153,488	\$169,399	\$204,717	\$252,451	\$709,233	\$719,506

OUTSIDE AGENCIES

ACCOUNT #101-131

PURPOSE OF THIS DEPARTMENT: Why does this department exist?

The City of Yankton provides annual funding for various non-profit agencies within the City. The City Commission asks agencies that are new or have requested additional funds from previous fiscal years to appear before the City Commission at the budget workshops. In 2002, the City Commission voted to move the Yankton Area Chamber of Commerce, Yankton Area Progressive Growth (YAPG), District III requests into a separate category entitled Contractual Services.

<p style="text-align: center;">CONTRACTUAL SERVICES ACCOUNT #101-132</p>
--

PURPOSE OF THIS DEPARTMENT: Why does this department exist?

The City of Yankton provides annual funding for various non-profit agencies within the City.

INTENDED OUTCOMES FROM BUDGET EXPENDITURES

Continued funding for outside agencies and contractual services will maintain the municipality's investment in social service that have been provided for in the previous year, including but not limited to the provision of mental health services, public transportation, and small business development resources.

Additionally, funding is continued to be provided to Planning and Development District III for the technical resources of grant availability and procurement, including but not limited to GIS initiatives and CDBG grants. The Economic Development Commission also is set for funding to pursue the objectives of primary and gap related recruitment and development activities.

City of Yankton
Adopted 2013 Budget

Fund: **General** Function: **Special Appropriations** Activity: **Outside Agency Requests**

ACCOUNT NO.	DESCRIPTION	2009 ACTUAL	2010 ACTUAL	2011 ACTUAL	2012 ADOPTED	2012 Y.T.D.	2012 ESTIMATED	2013 ADOPTED
101 131 544	Hockey	\$0	\$0	\$0	\$0	\$0	\$0	\$0
101 131 545	Women's Shelter	\$2,250	\$2,250	\$2,250	\$2,250	\$2,250	\$2,250	\$2,250
101 131 546	Yankton Family Visitation Center	\$2,250	\$2,250	\$2,250	\$2,250	\$2,250	\$2,250	\$2,250
101 131 547	Yankton Baseball Association	\$3,600	\$3,600	\$3,600	\$3,600	\$3,600	\$3,600	\$3,600
101 131 548	Missouri Sedimentation Action Coalition	\$2,500	\$2,500	\$2,500	\$2,500	\$2,500	\$2,500	\$2,500
101 131 551	Yankton Historical Society	\$8,100	\$8,100	\$8,100	\$8,100	\$2,025	\$8,100	\$8,100
101 131 552	Lewis & Clark Mental Health Center	\$20,000	\$30,000	\$10,000	\$20,000	\$10,000	\$10,000	\$20,000
101 131 555	Advertising-4th of July	\$6,290	\$6,630	\$2,539	\$7,000	\$5,000	\$7,000	\$7,000
101 131 556	Just For Kids Program (JFK)	\$0	\$0	\$0	\$0	\$0	\$0	\$0
101 131 558	Cramer-Kenyon House	\$2,500	\$2,500	\$2,500	\$2,500	\$1,250	\$2,500	\$2,500
101 131 559	Summer Band	\$3,168	\$2,289	\$2,914	\$3,600	\$3,604	\$3,604	\$3,600
101 131 560	Yankton Area Arts Assoc.	\$5,000	\$5,000	\$5,000	\$5,000	\$2,500	\$5,000	\$5,000
101 131 563	Lewis & Clark Theatre Co.	\$2,500	\$2,500	\$2,500	\$2,500	\$1,250	\$2,500	\$2,500
101 131 564	Big Friend/Little Friend	\$4,500	\$4,500	\$4,500	\$4,500	\$2,250	\$4,500	\$4,500
101 131 565	Contact Center	\$10,000	\$10,000	\$10,000	\$10,000	\$10,000	\$10,000	\$10,000
101 131 566	Boys & Girls Club	\$0	\$2,000	\$2,000	\$2,000	\$2,000	\$2,000	\$4,500
101 131 567	Small Business Development Center	\$4,500	\$4,500	\$4,500	\$4,500	\$4,500	\$4,500	\$4,500
101 131 568	Yankton Transit	\$30,000	\$30,000	\$30,000	\$30,000	\$15,000	\$30,000	\$30,000
101 131 569	Mayor's Reconciliation Commission	\$0	\$0	\$0	\$0	\$0	\$0	\$0
101 131 599	Special Projects	\$0	\$0	\$10,000	\$6,662	\$0	\$6,662	\$6,662
Subtotal Outside Agency Requests		\$107,158	\$118,619	\$105,153	\$116,962	\$69,979	\$106,966	\$119,462

Fund: **General** Function: **Special Appropriations** Activity: **Contractual Services**

ACCOUNT NO.	DESCRIPTION	2009 ACTUAL	2010 ACTUAL	2011 ACTUAL	2012 ADOPTED	2012 Y.T.D.	2012 ESTIMATED	2013 ADOPTED
101 132 550	Convention Visitors Bureau (CVB)*	\$38,000	\$0	\$0	\$0	\$0	\$0	\$0
101 132 551	Economic Development Commission	\$155,827	\$155,827	\$155,827	\$155,827	\$77,914	\$155,827	\$155,827
101 132 554	Planning & Development District III	\$10,309	\$10,309	\$10,309	\$10,679	\$10,679	\$10,679	\$11,248
Subtotal Contractual Services		\$204,136	\$166,136	\$166,136	\$166,506	\$88,593	\$166,506	\$167,075
Total Expenditures		\$311,294	\$284,755	\$271,289	\$283,468	\$158,572	\$273,472	\$286,537

SENIOR CITIZEN'S CENTER

ACCOUNT #101-141

PURPOSE OF THIS DEPARTMENT: Why does this department exist?

The Senior Citizen's Center includes a membership of 804 and is an active organization that provides programs and services to the local senior population. The Senior Citizen's Center is a community focal point on aging where older persons, as individuals or in groups, come together for services and activities that enhance their dignity, support their independence and encourage their involvement in and with the community. As part of a comprehensive community strategy to meet the needs of older persons, the Senior Citizens' Center programs take place within this facility. These programs consist of a variety of services and activities in such areas as education, creative arts, recreation, advocacy, leadership development, employment, health, social work and other supportive services. The Center also serves as a community resource for information on aging and for developing new approaches to aging programs.

The Senior Citizens Center was constructed in a joint effort between the City of Yankton and Yankton County in 1978, and all costs are shared 50/50. City staff provides assistance to the Senior Citizens Center staff in the repair and preventive maintenance of building and equipment.

DEPARTMENT PERSONNEL: .25 Maintenance Technician

GOALS OF THIS DEPARTMENT: What will this department attempt to accomplish this year?

Provide timely response to questions concerning the operation and care of equipment located in the Senior Citizens' Center building. Maintain contact with center to update equipment and provide information and assistance for capital improvements.

OBJECTIVES FOR REACHING OUR GOALS:

- Purchase supplies used in maintaining equipment and building.
 - Service and perform preventive maintenance to heating ventilation and air conditioning units.
 - Provide inspections of building and equipment.
 - Provide assistance, as needed for building and equipment repairs.
 - Maintain building and equipment.
-

INTENDED OUTCOMES FROM BUDGET EXPENDITURES

The Senior Citizen's Center budget supports an integral part of Yankton's population by ensuring a safe, well maintained facility for daily use.

City of Yankton
Adopted 2013 Budget

Fund: **General**

Function: **Culture - Recreation**

Activity: **Senior Citizens Center**

ACCOUNT NO.	DESCRIPTION	2009 ACTUAL	2010 ACTUAL	2011 ACTUAL	2012 ADOPTED	2012 Y.T.D.	2012 ESTIMATED	2013 ADOPTED
101 141 101	Regular Salaries & Wages	\$3,549	\$3,846	\$3,786	\$4,009	\$1,655	\$4,009	\$4,179
101 141 103	Overtime Wages	\$0	\$0	\$0	\$0	\$0	\$0	\$500
101 141 111	OASI	\$271	\$294	\$289	\$307	\$125	\$307	\$358
101 141 121	Retirement	\$213	\$231	\$227	\$241	\$99	\$241	\$281
101 141 131	Worker's Compensation	\$0	\$0	\$0	\$7	\$0	\$7	\$7
101 141 132	Group Insurance	\$587	\$615	\$676	\$850	\$326	\$850	\$935
101 141 133	Unemployment Insurance	\$4	\$15	\$7	\$41	\$5	\$41	\$43
	Subtotal Personnel Services	\$4,624	\$5,001	\$4,985	\$5,455	\$2,210	\$5,455	\$6,303
101 141 201	Insurance	\$2,897	\$3,118	\$3,240	\$3,591	\$3,278	\$3,591	\$3,771
101 141 223	Repair & Maintenance-Buildings	\$3,051	\$4,830	\$3,973	\$4,500	\$2,484	\$4,500	\$4,500
101 141 236	Janitorial Supplies	\$2,183	\$2,173	\$1,843	\$2,200	\$901	\$2,200	\$2,200
101 141 272	Electricity	\$17,472	\$17,335	\$17,869	\$18,250	\$6,942	\$18,250	\$18,400
101 141 273	Fuel-Heating	\$4,090	\$4,960	\$4,505	\$7,000	\$1,931	\$7,000	\$7,000
101 141 274	Water Service	\$2,326	\$2,531	\$2,675	\$2,600	\$616	\$2,800	\$2,800
101 141 275	Sewer Service	\$1,269	\$1,214	\$1,248	\$1,340	\$530	\$1,340	\$1,340
101 141 276	Landfill	\$820	\$824	\$786	\$900	\$363	\$900	\$900
	Subtotal Expenditures	\$34,108	\$36,985	\$36,139	\$40,381	\$17,045	\$40,581	\$40,911
101 141 301	Capital Repairs and Maintenance	\$1,073	\$2,753	\$4,498	\$17,800	\$2,631	\$17,800	\$6,200
101 141 320	Buildings & Structures	\$0	\$0	\$0	\$0	\$0	\$0	\$0
101 141 350	Equipment	\$0	\$0	\$960	\$48,718	\$0	\$48,718	\$1,000
101 141 421	Fiscal Fees	\$0	\$0	\$0	\$0	\$0	\$0	\$0
101 141 431	Other Debt Service	\$36,900	\$36,900	\$36,900	\$36,900	\$18,450	\$36,900	\$36,900
	Subtotal Capital Expenditures	\$37,973	\$39,653	\$42,358	\$103,418	\$21,081	\$103,418	\$44,100
	Total Expenditures	\$76,705	\$81,639	\$83,482	\$149,254	\$40,336	\$149,454	\$91,314

COMMUNITY LIBRARY

ACCOUNT #101-142

PURPOSE OF THIS DEPARTMENT: Why does this department exist?

The mission of the Yankton Community Library is to uphold the public's freedom of access to information by providing a dynamic collection in a variety of formats and technologies, and to respond to the needs of the community through timely services and programs.

DEPARTMENT PERSONNEL: six full-time and six part-time staff members

GOALS OF THIS DEPARTMENT:

- 1 Provide programs and services for all ages that meet the needs of the community.
- 2 Provide a dynamic collection in a variety of formats.
- 3 Provide quality customer service.

OBJECTIVES FOR REACHING OUR GOALS:

- Increase library cardholders by 2%.
- Increase the number of teens and 'tweens program participants by 2%.
- Increase collection circulation by 1%.
- Weed entire collection on a two-year cycle.
- Using baseline survey instrument, increase customer service ratings by 1% annually.

INTENDED OUTCOMES FROM BUDGET EXPENDITURES

The 2013 Library budget represents a continued effort to improve the technology capacities offered with specific enhancements in electronic resources including improvements that facilitate access to these services. The 2013 budget also includes plans for the improvement of processes and flow within both the operational and customer components of the Library, providing for better use of resources and an improved customer experience.

City of Yankton
Adopted 2013 Budget

Fund: **General**

Function: **Culture - Recreation**

Activity: **Community Library**

ACCOUNT NO.	DESCRIPTION	2009 ACTUAL	2010 ACTUAL	2011 ACTUAL	2012 ADOPTED	2012 Y.T.D.	2012 ESTIMATED	2013 ADOPTED
101 142 101	Regular Salaries & Wages	\$288,273	\$277,938	\$279,562	\$336,926	\$125,799	\$295,000	\$307,496
101 142 102	Temp. Salaries & Wages	\$47,419	\$48,702	\$45,636	\$38,336	\$18,415	\$38,336	\$38,336
101 142 103	Overtime Wages	\$0	\$37	\$32	\$350	\$50	\$350	\$350
101 142 111	OASI	\$24,671	\$24,315	\$24,581	\$28,734	\$10,503	\$25,527	\$26,483
101 142 121	Retirement	\$17,296	\$16,316	\$16,776	\$20,237	\$7,283	\$17,721	\$18,471
101 142 131	Worker's Compensation	\$1,361	\$1,325	\$1,438	\$1,729	(\$31)	\$1,729	\$1,815
101 142 132	Group Insurance	49,484	47,961	56,095	\$81,589	\$26,721	\$68,000	\$74,800
101 142 133	Unemployment Insurance	\$546	\$1,475	\$880	\$1,957	\$501	\$1,475	\$1,549
	Subtotal Personnel Services	\$429,050	\$418,069	\$425,000	\$509,858	\$189,241	\$448,138	\$469,300
101 142 201	Insurance	\$7,125	\$7,506	\$7,798	\$8,275	\$7,889	\$8,275	\$8,689
101 142 202	Professional Services	\$23,110	\$19,560	\$25,266	\$28,000	\$5,626	\$28,000	\$30,000
101 142 211	Publishing	\$1,290	\$1,718	\$1,647	\$1,000	\$1,150	\$1,800	\$1,800
101 142 212	Rentals & Xerox Supplies	\$5,545	\$5,513	\$5,848	\$8,500	\$3,465	\$8,500	\$9,600
101 142 221	Rep. & Maintenance-Equipment	\$4,793	\$1,332	\$5,765	\$2,500	\$144	\$2,500	\$2,500
101 142 223	Rep. & Maintenance-Buildings	\$5,624	\$2,125	\$1,896	\$5,000	\$634	\$5,000	\$5,000
101 142 224	Rep. & Maintenance-Central Garage	\$25	\$0	\$0	\$0	\$0	\$0	\$0
101 142 231	Postage	\$4,238	\$4,384	\$4,632	\$3,200	\$1,264	\$3,200	\$5,000
101 142 232	Office Supplies	\$6,068	\$10,922	\$9,835	\$8,500	\$3,834	\$8,500	\$10,000
101 142 233	Printing & Binding	\$0	\$0	\$0	\$0	\$0	\$0	\$0
101 142 235	Subscriptions & Publications	\$4,212	\$10,667	\$6,646	\$9,200	\$2,320	\$9,200	\$9,200
101 142 236	Janitorial Supplies	\$1,659	\$1,180	\$1,491	\$2,000	\$825	\$2,000	\$2,000
101 142 242	Program Supplies	\$750	\$1,673	\$520	\$1,200	\$239	\$1,200	\$1,500
101 142 248	Photography-Audio Visual	\$390	\$0	\$0	\$0	\$0	\$0	\$0
101 142 261	Membership Dues	\$385	\$220	\$517	\$600	\$130	\$600	\$600
101 142 263	Travel Expense	\$46	\$430	\$1,606	\$2,000	\$220	\$2,000	\$2,000
101 142 265	Conference & Meetings	\$743	\$670	\$540	\$2,000	\$283	\$2,000	\$2,000
101 142 271	Telephone	\$1,341	\$1,414	\$1,435	\$1,500	\$610	\$1,500	\$1,500
101 142 272	Electricity	\$15,872	\$16,644	\$16,523	\$18,000	\$6,566	\$18,000	\$18,000
101 142 273	Fuel-Heating	\$3,062	\$3,032	\$2,519	\$4,000	\$1,408	\$4,000	\$4,000
101 142 274	Water Service	\$1,694	\$1,719	\$1,971	\$2,000	\$275	\$2,000	\$2,100
101 142 275	Sewer Service	\$589	\$598	\$635	\$680	\$281	\$680	\$680
101 142 276	Landfill	\$400	\$400	\$416	\$400	\$176	\$420	\$420
	Subtotal Other Current Expenditures	\$88,961	\$91,707	\$97,506	\$108,555	\$37,339	\$109,375	\$116,589
101 142 301	Capital Repairs and Maintenance	\$0	\$1,203	\$0	\$0	\$0	\$0	\$0
101 142 320	Buildings	\$2,000	\$4,000	\$1,500	\$9,500	\$0	\$9,500	\$0
101 142 340	Books	\$45,188	\$46,229	\$47,411	\$48,000	\$19,480	\$48,000	\$50,000
101 142 342	A V Capital	\$7,190	\$7,928	\$8,590	\$10,000	\$2,721	\$10,000	\$11,000
101 142 350	Equipment	\$5,419	\$0	\$0	\$10,000	\$0	\$10,000	\$3,500
101 142 530	Refunds & Reimbursements	\$0	\$0	\$0	\$0	\$0	\$0	\$0
	Subtotal Capital Expenditures	\$59,797	\$59,360	\$57,501	\$77,500	\$22,201	\$77,500	\$64,500
	Total Expenditures	\$577,808	\$569,136	\$580,007	\$695,913	\$248,781	\$635,013	\$650,389

OPERATING TRANSFERS
ACCOUNT #101-182

PURPOSE OF THIS DEPARTMENT: Why does this department exist?

The purpose of the operating transfer fund is to account for contributions/subsidies made by the General Fund to other departments.

City of Yankton
Adopted 2013 Budget

Fund: **General**

Function: **Operating Transfers**

Activity: **Finance Office**

ACCOUNT NO.	DESCRIPTION	2009 ACTUAL	2010 ACTUAL	2011 ACTUAL	2012 ADOPTED	2012 Y.T.D.	2012 ESTIMATED	2013 ADOPTED
101 182 620	Parks & Recreation Fund	\$690,500	\$768,349	\$817,490	\$974,384	\$478,192	\$981,576	\$976,361
101 182 622	Memorial Park Pool	\$92,056	\$157,655	\$147,277	\$130,341	\$65,170	\$125,012	\$144,408
101 182 623	Marne Creek Fund	\$72,364	\$75,240	\$87,249	\$141,596	\$70,798	\$145,426	\$99,055
101 182 625	Recreation/SAC	\$230,328	\$233,754	\$147,765	\$219,318	\$109,659	\$253,906	\$225,919
101 182 627	911 Fund / Dispatch	\$0	\$0	\$426,530	\$519,473	\$259,737	\$569,303	\$544,364
101 182 651	Public Improvement Fund	\$0	\$0	\$0	\$0	\$0	\$250,000	\$0
101 182 652	Airport Capital	\$20,100	\$34,500	\$10,347	\$16,969	\$0	\$7,890	\$31,750
101 182 653	Park Capital	\$74,912	\$43,298	\$293,268	\$412,613	\$0	\$473,252	\$66,000
101 182 637	Loan to TID #5 (Debt Service)	\$0	\$0	\$192,398	\$198,200	\$0	\$192,358	\$52,398
101 182 637	Loan to TID #5 (Sales Tax)	\$0	\$0	\$0	\$0	\$0	\$175,000	\$260,000
101 182 661	Cemetery Fund	\$54,765	\$31,226	\$39,969	\$84,860	\$37,430	\$62,081	\$73,084
101 182 690	Transfer to Capital Reserve (Ladder Truck)	\$0	\$0	\$0	\$0	\$0	\$0	\$0
	Total Transfers	\$1,235,025	\$1,344,022	\$2,162,293	\$2,697,754	\$1,020,986	\$3,235,804	\$2,473,339

GENERAL FUND SUMMARY

PURPOSE: The following four pages are a summary of the Adopted General Fund Expenditures by department and by function. The functions are divided into our three spending groups:

100 Series - Personnel Services

200 Series - Other Current Expenditures

300 Series - Capital Expenditures

These pages are a management tool for comparative and analysis purposes.

City of Yankton
Adopted 2013 Budget

Fund: **General**

Function: **Summary-Personnel Services**

ACCOUNT NO.	DESCRIPTION	2009 ACTUAL	2010 ACTUAL	2011 ACTUAL	2012 ADOPTED	2012 Y.T.D.	2012 ESTIMATED	2013 ADOPTED
	City Commission	\$34,178	\$33,407	\$34,442	\$35,516	\$21,282	\$53,595	\$56,343
	City Manager	\$306,174	\$227,221	\$234,594	\$255,216	\$107,936	\$254,955	\$267,263
	City Attorney	\$34,885	\$40,450	\$38,878	\$39,433	\$16,995	\$38,963	\$38,974
	Finance Office	\$432,202	\$451,622	\$455,018	\$523,244	\$198,229	\$516,059	\$541,921
	Information Services	\$76,245	\$77,735	\$78,703	\$149,444	\$57,057	\$149,444	\$156,803
	Community Development	\$0	\$222,649	\$226,534	\$287,434	\$114,674	\$287,027	\$301,645
	Police	\$2,053,495	\$2,176,475	\$1,793,388	\$1,927,096	\$736,365	\$1,954,724	\$2,048,897
	Animal Control	\$39,925	\$43,319	\$44,031	\$45,835	\$18,614	\$45,820	\$47,790
	Fire Department.	\$156,308	\$158,719	\$161,118	\$176,282	\$68,725	\$168,332	\$176,282
	Engineering	\$549,780	\$450,197	\$449,735	\$496,581	\$194,913	\$496,571	\$520,635
	Street Division	\$677,158	\$711,654	\$711,401	\$841,425	\$296,026	\$841,197	\$882,646
	Snow & Ice Removal	\$43,802	\$42,561	\$34,186	\$33,961	\$16,530	\$33,961	\$35,301
	City Hall	\$67,062	\$72,774	\$73,061	\$81,745	\$31,197	\$81,658	\$85,891
	Traffic Control	\$26,237	\$27,803	\$27,593	\$33,180	\$12,108	\$33,180	\$34,767
	Chan Gurney Airport	\$39,184	\$47,837	\$45,859	\$49,566	\$43,887	\$114,050	\$119,570
	Senior Citizens Center	\$4,624	\$5,001	\$4,985	\$5,455	\$2,210	\$5,455	\$6,303
	Community Library	\$429,050	\$418,069	\$425,000	\$509,858	\$189,241	\$448,138	\$469,300
	Total Personnel Services	\$4,970,309	\$5,207,493	\$4,838,526	\$5,491,271	\$2,125,989	\$5,523,129	\$5,790,331

City of Yankton
Adopted 2013 Budget

Fund: **General**

Function: **Summary-Other Current Expenditures**

ACCOUNT NO.	DESCRIPTION	2009 ACTUAL	2010 ACTUAL	2011 ACTUAL	2012 ADOPTED	2012 Y.T.D.	2012 ESTIMATED	2013 ADOPTED
	City Commission	\$69,342	\$54,358	\$93,047	\$87,419	\$33,262	\$114,419	\$90,521
	City Manager	\$31,614	\$28,178	\$29,103	\$42,780	\$10,922	\$42,780	\$42,799
	City Attorney	\$28,812	\$4,811	\$16,023	\$10,000	\$216	\$10,000	\$10,000
	Finance Office	\$33,328	\$34,801	\$32,286	\$40,903	\$17,020	\$44,519	\$43,553
	Information Services	\$19,407	\$14,524	\$35,449	\$36,390	\$12,303	\$43,570	\$43,584
	Community Development	\$0	\$13,890	\$27,226	\$43,700	\$5,785	\$44,650	\$44,650
	Contingency	\$0	\$0	\$0	\$200,000	\$0	\$100,000	\$200,000
	Police	\$264,209	\$332,302	\$353,252	\$369,142	\$139,501	\$383,312	\$388,320
	Animal Control	\$5,132	\$4,240	\$5,170	\$8,011	\$2,053	\$8,161	\$8,689
	Fire Department.	\$103,564	\$120,998	\$137,554	\$160,649	\$71,654	\$155,680	\$169,015
	Civil Defense	\$2,127	\$1,409	\$1,077	\$3,275	\$1,439	\$2,240	\$2,240
	Engineering	\$43,392	\$42,987	\$41,581	\$65,885	\$18,328	\$63,485	\$63,524
	Street Division	\$359,681	\$438,161	\$459,791	\$516,947	\$131,607	\$522,547	\$532,917
	Snow & Ice Removal	\$64,263	\$84,507	\$68,144	\$98,392	\$41,203	\$103,892	\$110,062
	City Hall	\$62,785	\$55,983	\$70,405	\$95,046	\$64,059	\$107,246	\$94,807
	Traffic Control	\$238,122	\$231,651	\$264,327	\$250,810	\$107,729	\$257,936	\$261,575
	Chan Gurney Airport	\$75,790	\$84,607	\$95,333	\$106,506	\$191,003	\$339,738	\$420,791
	Special Appropriations	\$311,294	\$284,755	\$271,289	\$283,468	\$158,572	\$273,472	\$286,537
	Senior Citizens Center	\$34,108	\$36,985	\$36,139	\$40,381	\$17,045	\$40,581	\$40,911
	Community Library	\$88,961	\$91,707	\$97,506	\$108,555	\$37,339	\$109,375	\$116,589
	Operating Transfers	\$1,235,025	\$1,344,022	\$2,162,293	\$2,697,754	\$0	\$3,235,804	\$2,473,339
	Total Other Current Expenditure	\$3,070,956	\$3,304,876	\$4,296,995	\$5,266,013	\$1,061,040	\$6,003,407	\$5,444,423

City of Yankton
Adopted 2013 Budget

Fund: **General**

Function: **Summary-Capital Expenditures**

ACCOUNT NO.	DESCRIPTION	2009 ACTUAL	2010 ACTUAL	2011 ACTUAL	2012 ADOPTED	2012 Y.T.D.	2012 ESTIMATED	2013 ADOPTED
	City Manager's Office	\$0	\$598	\$127	\$1,000	\$0	\$1,000	\$1,000
	Finance Office	\$0	\$0	\$0	\$1,000	\$0	\$1,000	\$1,000
	Information Services	\$17,996	\$5,347	\$68,535	\$94,000	\$979	\$94,000	\$42,000
	Community Development	\$0	\$518	\$0	\$1,900	\$871	\$1,900	\$54,000
	Police	\$93,585	\$117,647	\$105,998	\$136,000	\$2,900	\$136,200	\$209,000
	Animal Control	\$0	\$0	\$25,735	\$3,500	\$42	\$3,500	\$3,000
	Fire Department.	\$2,050,454	\$327,211	\$341,359	\$785,914	\$256,004	\$694,175	\$981,426
	Civil Defense	\$0	\$7,460	\$1,588	\$12,750	\$10,960	\$10,960	\$0
	Engineering	\$14,884	\$0	\$0	\$14,000	\$0	\$14,000	\$3,000
	Street Division	\$158,798	\$94,699	\$294,100	\$165,000	\$128,944	\$151,891	\$290,000
	Snow & Ice Removal	\$5,777	\$25,449	\$9,030	\$11,000	\$0	\$11,000	\$23,000
	City Hall	\$23,620	\$67,178	\$0	\$21,500	\$290	\$2,500	\$92,500
	Traffic Control	\$0	\$18,663	\$7,628	\$175,000	\$43,508	\$153,332	\$44,000
	Chan Gurney Airport	\$34,487	\$21,044	\$28,207	\$48,645	\$17,561	\$255,445	\$179,145
	Senior Citizens Center	\$37,973	\$39,653	\$42,358	\$103,418	\$21,081	\$103,418	\$44,100
	Community Library	\$59,797	\$59,360	\$57,501	\$77,500	\$22,201	\$77,500	\$64,500
	Total Capital Expenditures	\$2,497,371	\$784,827	\$982,166	\$1,652,127	\$505,341	\$1,711,821	\$2,031,671

City of Yankton
Adopted 2013 Budget

Fund: **General**

Function: **Summary-Total Expenditures**

ACCOUNT NO.	DESCRIPTION	2009 ACTUAL	2010 ACTUAL	2011 ACTUAL	2012 ADOPTED	2012 Y.T.D.	2012 ESTIMATED	2013 ADOPTED
	City Commission	\$103,520	\$87,765	\$127,489	\$122,935	\$54,544	\$168,014	\$146,864
	City Manager	\$337,788	\$255,997	\$263,824	\$298,996	\$118,858	\$298,735	\$311,062
	City Attorney	\$63,697	\$45,261	\$54,901	\$49,433	\$17,211	\$48,963	\$48,974
	Finance Office	\$465,530	\$486,423	\$487,304	\$565,147	\$215,249	\$561,578	\$586,474
	Information Services	\$113,648	\$97,606	\$182,687	\$279,834	\$70,339	\$287,014	\$242,387
	Community Development	\$0	\$237,057	\$253,760	\$333,034	\$121,330	\$333,577	\$400,295
	Contingency	\$0	\$0	\$0	\$200,000	\$0	\$100,000	\$200,000
	Police	\$2,411,289	\$2,626,424	\$2,252,638	\$2,432,238	\$878,766	\$2,474,236	\$2,646,217
	Animal Control	\$45,057	\$47,559	\$74,936	\$57,346	\$20,709	\$57,481	\$59,479
	Fire Department.	\$2,310,326	\$606,928	\$640,031	\$1,122,845	\$396,383	\$1,018,187	\$1,326,723
	Civil Defense	\$2,127	\$8,869	\$2,665	\$16,025	\$12,399	\$13,200	\$2,240
	Engineering	\$608,056	\$493,184	\$491,316	\$576,466	\$213,241	\$574,056	\$587,159
	Street Division	\$1,195,637	\$1,244,514	\$1,465,292	\$1,523,372	\$556,577	\$1,515,635	\$1,705,563
	Snow & Ice Removal	\$113,842	\$152,517	\$111,360	\$143,353	\$57,733	\$148,853	\$168,363
	City Hall	\$153,467	\$195,935	\$143,466	\$198,291	\$95,546	\$191,404	\$273,198
	Traffic Control	\$264,359	\$278,117	\$299,548	\$458,990	\$163,345	\$444,448	\$340,342
	Chan Gurney Airport	\$149,461	\$153,488	\$169,399	\$204,717	\$252,451	\$709,233	\$719,506
	Special Appropriations	\$311,294	\$284,755	\$271,289	\$283,468	\$158,572	\$273,472	\$286,537
	Senior Citizens Center	\$76,705	\$81,639	\$83,482	\$149,254	\$40,336	\$149,454	\$91,314
	Community Library	\$577,808	\$569,136	\$580,007	\$695,913	\$248,781	\$635,013	\$650,389
	Operating Transfers	\$1,235,025	\$1,344,022	\$2,162,293	\$2,697,754	\$1,020,986	\$3,235,804	\$2,473,339
	Total Expenditures	\$10,538,636	\$9,297,196	\$10,117,687	\$12,409,411	\$4,713,356	\$13,238,357	\$13,266,425

PARKS AND RECREATION

ACCOUNT #201

PURPOSE OF THIS DEPARTMENT: Why does this department exist?

The Mission of the Yankton Parks Department is to enhance the quality of life for the citizens of Yankton and the surrounding area by providing diverse parks, facilities, and urban forestry to serve a population with varied characteristics, interests, and needs. Dedication toward preservation of natural resources will ensure the opportunity for high-quality leisure experiences for present and future generations.

DEPARTMENT PERSONNEL: one Director of Parks and Recreation, one Park Superintendent, one Senior Grounds Maintenance Worker, four Grounds Maintenance Workers, one Urban Forestry Specialist, one Secretary and twelve Seasonal Employees.

GOALS OF THIS DEPARTMENT: What will this department attempt to accomplish this year?

- 1 Provide well maintained entrance-ways, parks, and linked green space that provide a visually appealing component to the City and associated neighborhoods
 - 2 Establish high-quality leisure experiences for all individuals and associations
-

OBJECTIVES FOR REACHING OUR GOALS:

- Establish baseline ratings in the areas of park appearance and park placement
 - Establish baseline ratings in the areas of park usage and satisfaction
-

INTENDED OUTCOMES FROM BUDGET EXPENDITURES

The Parks Department budget focuses on maintaining and improving the City's park system so it is desirable as a leisure time activity and satisfies those who use the parks. Expenditures for maintaining the department's equipment fleet are planned which will allow for the proper maintenance of grounds and facilities. The department will enhance the aesthetics of the entrance-ways, parks, linked green space, and the trail system by removing dead, diseased, or hazardous trees from the City's right-of-ways; install concrete pads, granite pedestals, and sculptures for the River Walk Sculpture project; and improve the system with the maintenance and/or installation of trees, flower beds, and signage. Purchasing more agri-lime for the twelve baseball/softball fields the City maintains allows the fields to be playable sooner after rains, improves field aesthetics, and improves user satisfaction. With the heavy use of the ball fields at Sertoma Park, the play equipment in the park is important to families who attend ball games. New play equipment will be purchased, which will utilize a Land and Water Conservation Fund grant, and be installed at Sertoma Park which will enhance the safety, improve the aesthetics, and boost satisfaction of park users.

The Parks Department provides services to groups in the community who administer events that enhance the quality of life for area residents. The department will purchase more bleachers for City facilities which will allow for the movement of bleachers to these outside organizations' special events.

City of Yankton
Adopted 2013 Budget

Fund: Parks & Recreation

Function: Culture-Recreation

Activity: Parks & Recreation

ACCOUNT NO.	DESCRIPTION	2009 ACTUAL	2010 ACTUAL	2011 ACTUAL	2012 ADOPTED	2012 Y.T.D.	2012 ESTIMATED	2013 ADOPTED
201 201 101	Regular Salaries & Wages	\$334,276	\$334,665	\$349,549	\$372,481	\$149,794	\$372,481	\$388,259
201 201 102	Temp. Salaries & Wages	\$48,115	\$42,871	\$48,125	\$50,000	\$12,446	\$50,000	\$50,000
201 201 103	Overtime Wages	\$2,126	\$3,392	\$4,919	\$3,000	\$722	\$3,000	\$3,000
201 201 111	OASI	\$28,963	\$28,420	\$30,306	\$32,549	\$12,132	\$32,549	\$33,756
201 201 121	Retirement	\$20,059	\$20,039	\$21,300	\$22,529	\$9,031	\$22,529	\$23,476
201 201 131	Worker's Compensation	\$8,021	\$8,301	\$8,976	\$9,545	(\$195)	\$9,545	\$10,022
201 201 132	Group Insurance	\$56,893	\$54,905	\$62,994	\$89,505	\$29,285	\$89,505	\$98,456
201 201 133	Unemployment Insurance	\$590	\$1,744	\$901	\$2,315	\$479	\$2,315	\$2,431
	Subtotal Personnel Services	\$499,043	\$494,337	\$527,070	\$581,924	\$213,694	\$581,924	\$609,400
201 201 201	Insurance	\$12,442	\$13,007	\$13,264	\$14,410	\$13,122	\$14,410	\$15,131
201 201 202	Professional Services	\$2,020	\$3,920	\$8,911	\$3,750	\$3,936	\$3,750	\$4,000
201 201 204	Contracted Serv.-Operations	\$996	\$0	\$360	\$1,000	\$4,307	\$3,000	\$1,000
201 201 211	Publishing	\$4,112	\$2,522	\$1,152	\$4,000	\$1,569	\$4,000	\$4,000
201 201 221	Rep. & Maintenance-Equipment	\$7,751	\$8,553	\$14,458	\$9,000	\$4,547	\$10,000	\$11,000
201 201 222	Rep. & Maint.-Vehicles	\$448	\$819	\$2,991	\$1,000	\$2,005	\$2,500	\$1,500
201 201 223	Rep. & Maintenance-Buildings	\$15,994	\$37,602	\$35,682	\$25,000	\$12,053	\$30,000	\$30,000
201 201 224	Rep. & Maint. Central Garage	\$30,036	\$34,080	\$45,528	\$48,500	\$10,246	\$48,500	\$49,000
201 201 231	Postage	\$620	\$311	\$244	\$700	\$81	\$700	\$700
201 201 232	Office Supplies	\$56	\$841	\$978	\$1,100	\$104	\$1,100	\$1,100
201 201 234	Copies	\$67	\$20	\$30	\$0	\$2	\$30	\$30
201 201 235	Subscriptions & Publications	\$53	\$0	\$0	\$200	\$0	\$0	\$0
201 201 236	Janitorial Supplies	\$3,285	\$6,672	\$6,459	\$5,000	\$2,361	\$6,500	\$7,000
201 201 240	Chemicals and Gases	\$4,159	\$1,080	\$11,018	\$4,000	\$5,185	\$7,000	\$8,000
201 201 241	Agricultural Supplies	\$19,174	\$22,797	\$18,897	\$23,000	\$6,320	\$23,000	\$23,000
201 201 242	Recreation Supplies-Operations	\$0	\$67	\$2,493	\$0	\$7,662	\$8,000	\$3,600
201 201 243	Medical and Safety Supplies	\$337	\$343	\$573	\$500	\$485	\$500	\$600
201 201 244	Uniforms and Dry Goods	\$377	\$453	\$879	\$1,200	\$0	\$1,200	\$1,200
201 201 247	Small Tools and Hardware	\$1,349	\$1,380	\$1,540	\$1,700	\$569	\$1,700	\$1,800
201 201 251	Meridian Trail Event	\$2,334	\$9,114	\$0	\$0	\$0	\$0	\$0
201 201 261	Membership Dues	\$300	\$285	\$195	\$500	\$140	\$500	\$500
201 201 263	Travel Expense	\$588	\$1,081	\$1,798	\$2,200	\$14	\$2,200	\$2,200
201 201 264	Schools	\$200	\$1,404	\$0	\$1,100	\$50	\$1,100	\$1,100
201 201 265	Conferences & Meetings	\$44	\$907	\$2,399	\$2,700	\$137	\$2,700	\$2,700
201 201 271	Telephone	\$3,763	\$3,508	\$3,729	\$3,900	\$1,601	\$3,900	\$3,900
201 201 272	Electricity	\$24,178	\$22,847	\$28,571	\$26,000	\$12,655	\$30,000	\$30,000
201 201 273	Fuel-Heating	\$3,436	\$3,921	\$5,095	\$5,000	\$2,576	\$5,200	\$5,200
201 201 274	Water Service	\$50,382	\$43,278	\$62,801	\$68,000	\$3,896	\$68,000	\$68,000
201 201 275	Sewer Service	\$1,719	\$1,991	\$3,711	\$2,100	\$675	\$3,800	\$3,800
201 201 276	Landfill	\$1,714	\$1,897	\$2,014	\$2,500	\$599	\$2,500	\$2,500
	Subtotal Other Current Expenditures	\$191,934	\$224,700	\$275,770	\$258,060	\$96,897	\$285,790	\$282,561
201 201 301	Capital Repair & Maintenance	\$5,662	\$0	\$2,581	\$5,000	\$0	\$5,000	\$5,000
201 201 350	Equipment	\$17,058	\$62,863	\$43,437	\$182,000	\$68,481	\$175,819	\$89,000
201 201 350	Vehicles	\$0	\$0	\$0	\$0	\$0	\$0	\$0
	Subtotal Capital Expenditures	\$22,720	\$62,863	\$46,018	\$187,000	\$68,481	\$180,819	\$94,000
	Total Expenditures	\$713,697	\$781,900	\$848,858	\$1,026,984	\$379,072	\$1,048,533	\$985,961

City of Yankton
Adopted 2013 Budget

Fund: **Parks & Recreation** Function: **Culture-Recreation** Activity: **Parks & Recreation**

ACCOUNT NO.	DESCRIPTION	2009 ACTUAL	2010 ACTUAL	2011 ACTUAL	2012 ADOPTED	2012 Y.T.D.	2012 ESTIMATED	2013 ADOPTED
	Prior Year Balance	\$4,013	\$2,113	\$7,914	\$0	\$8,001	\$8,001	\$0
201 3348	Tree Grant	\$2,338	\$0	\$0	\$0	\$0	\$0	\$0
201 3349	LWCF Grant	\$0	\$0	\$0	\$40,000	\$0	\$40,000	\$0
201 3488	Concessions	\$900	\$300	\$0	\$0	\$0	\$0	\$0
201 3489	Other-Park Revenue	\$0	\$2	\$455	\$100	\$1	\$100	\$100
201 3491	Other-Non Taxable	\$0	(\$10)	\$397	\$0	\$2	\$2	\$0
	Subtotal Park Revenue	\$3,238	\$292	\$852	\$40,100	\$3	\$40,102	\$100
201 3610	Interest	\$3,891	\$2,798	\$1,860	\$500	\$157	\$500	\$500
201 3612	Sale of Fixed Assests	\$0	\$4,425	\$138	\$0	\$0	\$0	\$0
201 3615	Misc Reimbursement	\$1,353	\$0	\$519	\$0	\$0	\$0	\$0
201 3620	Rentals-Park (Picnic Shelters & Court Spaces)	\$8,013	\$10,663	\$9,712	\$12,000	\$3,790	\$9,000	\$9,000
201 3621	Rentals-Park Non Taxable	\$0	\$40	\$0	\$0	\$0	\$0	\$0
201 3640	Compen. for Loss & Damage	\$0	\$0	\$18,374	\$0	\$9,054	\$9,054	\$0
201 3660	Donations	\$4,802	\$1,134	\$0	\$0	\$300	\$300	\$0
	Subtotal Misc. Revenue	\$18,059	\$19,060	\$30,603	\$12,500	\$13,301	\$18,854	\$9,500
201 3910	Transfer from General Fund	\$690,500	\$768,349	\$817,490	\$984,581	\$478,192	\$981,576	\$976,361
	Subtotal Transfer Revenue	\$690,500	\$768,349	\$817,490	\$984,581	\$478,192	\$981,576	\$976,361
	Total Funds Available	\$715,810	\$789,814	\$856,859	\$1,037,181	\$499,497	\$1,048,533	\$985,961
	Total Expenditures	\$713,697	\$781,900	\$848,858	\$1,026,984	\$379,072	\$1,048,533	\$985,961
	Ending Balance	\$2,113	\$7,914	\$8,001	\$10,197	\$120,425	\$0	\$0

PARKS AND RECREATION ACCOUNT #202

PURPOSE OF THIS DEPARTMENT: Why does this department exist?

The Mission of the Memorial Pool is to enhance the quality of life for the citizens of Yankton and the surrounding area by providing a diverse aquatic facility to serve a population with varied characteristics, interests, and needs.

GOALS OF THIS DEPARTMENT: What will this department attempt to accomplish this year?

- 1 Provide an affordable and enjoyable recreation opportunity for the area during the summer months.

OBJECTIVES FOR REACHING OUR GOALS:

- Establish a baseline rating on customer satisfaction.
- Reach an average daily attendance of 240 users.

INTENDED OUTCOMES FROM BUDGET EXPENDITURES

The Memorial Park Pool budget strives to create a diverse aquatic facility that will enhance the quality of life as it serves a population with varied characteristics, interests, and needs. The budget will improve the functionality, safety, and user satisfaction of the aquatics area by replacing furniture in and around the facility.

City of Yankton
Adopted 2013 Budget

Fund: **Memorial Park Pool**

Function: **Culture-Recreation**

Activity: **Memorial Pool**

ACCOUNT NO.	DESCRIPTION	2009 ACTUAL	2010 ACTUAL	2011 ACTUAL	2012 ADOPTED	2012 Y.T.D.	2012 ESTIMATED	2013 ADOPTED
202 202 102	Temporary Wages	\$49,186	\$52,703	\$59,946	\$61,000	\$4,065	\$61,000	\$61,000
202 202 111	OASI	\$3,763	\$4,032	\$4,586	\$4,667	\$311	\$4,667	\$4,667
202 202 133	Unemployment Insurance	\$222	\$601	\$390	\$894	\$20	\$601	\$631
	Subtotal Personnel Services	\$53,171	\$57,344	\$64,922	\$66,561	\$4,396	\$66,268	\$66,298
202 202 201	Insurance	\$0	\$0	\$171	\$200	\$173	\$200	\$200
202 202 202	Professional Services	\$7,536	\$132	\$132	\$1,200	\$0	\$1,200	\$1,200
202 202 211	Advertising	\$526	\$794	\$743	\$1,000	\$125	\$1,000	\$1,000
202 202 212	Rentals	\$0	\$0	\$0	\$0	\$0	\$0	\$0
202 202 221	Rep. & Maint. - Equipment	\$1,567	\$525	\$6,808	\$6,000	\$0	\$6,000	\$6,000
202 202 223	Rep. & Maint. - Buildings	\$1,613	\$40,295	\$33,213	\$35,000	\$5,303	\$35,000	\$35,000
202 202 231	Postage	\$5	\$5	\$0	\$0	\$0	\$0	\$0
202 202 232	Office Supplies	\$90	\$29	\$168	\$100	\$0	\$100	\$100
202 202 234	Copies	\$2	\$0	\$0	\$0	\$0	\$0	\$0
202 202 236	Janitorial Supplies	\$127	\$0	\$218	\$0	\$0	\$200	\$200
202 202 240	Chemicals	\$22,367	\$25,785	\$23,695	\$26,000	\$0	\$26,000	\$26,000
202 202 242	Recreation Supplies	\$821	\$487	\$1,008	\$1,200	\$0	\$1,200	\$1,200
202 202 244	Uniforms & Dry Goods	\$1,840	\$1,964	\$2,313	\$2,800	\$2,356	\$2,800	\$2,800
202 202 247	Small Tools & Hardware	\$174	\$184	\$96	\$500	\$0	\$200	\$200
202 202 271	Telephone	\$638	\$627	\$629	\$800	\$267	\$800	\$800
202 202 272	Electricity	\$7,643	\$7,073	\$6,750	\$8,000	\$837	\$8,000	\$8,000
202 202 273	Fuel-Heating	\$3,983	\$2,878	\$6,089	\$6,000	\$40	\$6,000	\$6,000
202 202 274	Water Service	\$10,353	\$12,329	\$13,157	\$14,000	\$2,572	\$14,000	\$14,000
202 202 275	Sewer Service	\$8,861	\$10,481	\$11,396	\$12,000	\$971	\$12,000	\$12,000
202 202 701	Cash Short	\$0	\$0	\$106	\$0	\$3	\$50	\$0
202 202 728	Concessions Stand Operations	\$0	\$0	\$8,513	\$10,000	\$0	\$10,000	\$10,000
	Total Operating Expenses	\$68,146	\$103,588	\$115,205	\$124,800	\$12,647	\$124,750	\$124,700
202 202 301	Capital Repair and Maintenance	\$2,854	\$4,500	\$0	\$0	\$0	\$0	\$0
202 202 350	Equipment	\$3,205	\$11,401	\$15,265	\$2,000	\$0	\$4,000	\$13,000
	Total Capital Outlay	\$6,059	\$15,901	\$15,265	\$2,000	\$0	\$4,000	\$13,000
	Total Expenditures	\$127,376	\$176,833	\$195,392	\$193,361	\$17,043	\$195,018	\$203,998

Fund: **Memorial Park Pool**

Function: **Culture-Recreation**

Activity: **Memorial Pool**

ACCOUNT NO.	DESCRIPTION	2009 ACTUAL	2010 ACTUAL	2011 ACTUAL	2012 ADOPTED	2012 Y.T.D.	2012 ESTIMATED	2013 ADOPTED
	Prior Year Balance	\$3,182	\$2,411	\$10,000	\$0	\$10,212	\$10,212	\$0
202 3471	Red Cross Lessons	\$7,417	\$0	\$0	\$10,000	\$0	\$10,000	\$10,000
202 3472	Pool Receipts	\$22,473	\$15,489	\$20,835	\$27,000	\$751	\$22,000	\$22,000
202 3491	Other Non-Taxable	(\$5)	\$0	\$0	\$0	\$0	\$0	\$0
202 3610	Interest	\$973	\$670	\$346	\$20	\$42	\$120	\$90
202 3615	Miscellaneous Reimbursements	\$0	\$0	\$173	\$0	\$0	\$175	\$0
202 3701	Cash Long	\$0	\$14	\$175	\$0	\$0	\$0	\$0
202 3728	Miscellaneous Concessions	\$1,065	\$814	\$15,578	\$16,000	\$658	\$16,000	\$16,000
202 3755	Joint Pool Pass	\$2,626	\$9,780	\$11,220	\$10,000	\$2,944	\$11,500	\$11,500
202 3910	Transfer From General Fund	\$92,056	\$157,655	\$147,277	\$130,341	\$65,171	\$125,012	\$144,408
	Total Funds Available	\$129,787	\$186,833	\$205,604	\$193,361	\$79,778	\$195,018	\$203,998
	Total Expenditures	\$127,376	\$176,833	\$195,392	\$193,361	\$17,043	\$195,018	\$203,998
	Ending Balance	\$2,411	\$10,000	\$10,212	\$0	\$62,735	\$0	\$0

SUMMIT ACTIVITIES CENTER

ACCOUNT #203

PURPOSE OF THIS DEPARTMENT: Why does this department exist?

The Summit Activities Center Mission is to enhance the quality of life for the citizens of Yankton and the surrounding area by providing a facility for recreational, cultural, educational, social, and health enhancement programs to serve a population with varied characteristics, interests, and needs. The SAC/Yankton High School also provides a community center offering rental facilities such as theatres, meeting rooms, gyms, commons, and aquatic areas.

DEPARTMENT PERSONNEL: one Superintendent of Recreation / Facilities Manager, one Recreation Coordinator, one Office Specialist, one full-time receptionist and approximately two hundred Seasonal Employees.

GOALS OF THIS DEPARTMENT: What will this division attempt to accomplish this year?

- 1 Provide an affordable and enjoyable recreation and activities opportunity for year round activity
 - 2 Provide for the greatest possible efficiencies in the development and operation of recreation programs/classes
-

OBJECTIVES FOR REACHING OUR GOALS:

- Establish baseline ratings on value, diversity of activities, and user satisfaction.
 - Achieve an overall break even margin for recreation programs.
-

INTENDED OUTCOMES FROM BUDGET EXPENDITURES

The Summit Activities Center budget focuses on maintaining and improving the facility by replacing a treadmill and elliptical cardio machine, replacing water basketball hoops, and improving the safety of the aquatic facility by replacing the chlorine feed unit. The budget will also improve the functionality, safety, and user satisfaction of the facility by replacing aquatic deck and lobby area furniture.

City of Yankton
Adopted 2013 Budget

Fund: Parks & Recreation		Function: Culture-Recreation				Activity: Summit Activities Center		
ACCOUNT NO.	DESCRIPTION	2009 ACTUAL	2010 ACTUAL	2011 ACTUAL	2012 ADOPTED	2012 Y.T.D.	2012 ESTIMATED	2013 ADOPTED
203 203 101	Regular Salaries & Wages	\$112,345	\$129,926	\$137,810	\$138,634	\$57,613	\$138,634	\$144,507
203 203 102	Temp. Salaries & Wages	\$155,820	\$161,920	\$153,170	\$137,000	\$62,217	\$155,000	\$160,000
203 203 103	Overtime Wages	\$0	\$93	\$675	\$1,500	\$0	\$1,500	\$1,500
203 203 111	OASI	\$20,006	\$22,123	\$21,990	\$21,201	\$9,062	\$22,578	\$23,410
203 203 121	Retirement	\$6,465	\$7,778	\$8,184	\$8,408	\$3,374	\$8,408	\$8,760
203 203 131	Worker's Compensation	\$6,522	\$6,738	\$7,286	\$7,760	(\$158)	\$7,760	\$8,148
203 203 132	Group Insurance	\$18,595	\$23,599	\$29,395	\$31,900	\$12,611	\$31,900	\$35,090
203 203 133	Unemployment Insurance	\$865	\$1,942	\$1,233	\$2,898	\$532	\$1,924	\$2,020
	Subtotal Personnel Services	\$320,618	\$354,119	\$359,743	\$349,301	\$145,251	\$367,704	\$383,435
203 203 201	Insurance	\$331	\$994	\$470	\$1,095	\$721	\$1,095	\$1,150
203 203 202	Professional Services	\$40,508	\$55,868	\$59,137	\$65,000	\$15,743	\$65,000	\$65,000
203 203 203	Bank Card Discounts	\$3,204	\$1,629	\$2,028	\$3,000	\$737	\$3,000	\$3,000
203 203 204	Contracted Serv.-Operations	\$24,307	\$22,450	\$5,693	\$26,000	\$8,989	\$26,000	\$26,000
203 203 206	Cost of Service Provided - (school)	\$138,977	\$115,712	\$116,277	\$140,000	\$37,508	\$125,000	\$125,000
203 203 210	Promotional	\$21	\$0	\$0	\$0	\$0	\$0	\$0
203 203 211	Publishing & Advertising	\$2,667	\$5,480	\$5,755	\$6,000	\$3,798	\$6,000	\$6,000
203 203 213	Contracted Services(Ice Arena)	\$9,854	\$15,629	\$22,003	\$20,000	\$7,373	\$22,000	\$22,000
203 203 221	Rep. & Maintenance-Equipment	\$870	\$1,075	\$392	\$8,000	\$3,693	\$8,000	\$8,000
203 203 223	Rep. & Maintenance-Buildings	\$1,534	\$343	\$489	\$5,000	\$2,569	\$5,000	\$5,000
203 203 224	Rep. & Maint. Central Garage	\$207	\$334	\$256	\$1,700	\$730	\$1,200	\$1,200
203 203 231	Postage	\$1,580	\$1,363	\$1,393	\$1,700	\$504	\$1,700	\$1,700
203 203 232	Office Supplies	\$2,178	\$3,588	\$1,474	\$3,500	\$1,469	\$3,500	\$3,500
203 203 233	Printing & Binding	\$1,853	\$125	\$3,112	\$3,200	\$0	\$3,690	\$3,800
203 203 234	Copies	\$1,804	\$1,673	\$1,030	\$2,000	\$298	\$2,000	\$2,000
203 203 235	Subscriptions & Publications	\$200	\$0	\$137	\$200	\$127	\$200	\$200
203 203 236	Janitorial Supplies	\$9,356	\$7,965	\$8,301	\$10,000	\$3,586	\$10,000	\$10,000
203 203 240	Chemicals and Gases	\$8,695	\$4,999	\$5,457	\$9,000	\$4,018	\$9,000	\$9,000
203 203 241	Agricultural Supplies	\$0	\$180	\$374	\$0	\$0	\$0	\$0
203 203 242	Recreation Supplies-Operations	\$3,923	\$7,349	\$7,349	\$7,500	\$1,236	\$7,500	\$7,700
203 203 243	Medical and Safety Supplies	\$724	\$153	\$553	\$1,000	\$90	\$1,000	\$1,000
203 203 244	Uniforms and Dry Goods	\$1,399	\$909	\$1,867	\$2,500	\$617	\$2,500	\$2,500
203 203 247	Small Tools and Hardware	\$43	\$50	\$8	\$100	\$0	\$100	\$100
203 203 250	Rec. Supplies-Arts Program	\$26	\$371	\$0	\$200	\$0	\$100	\$100
203 203 261	Membership Dues	\$0	\$325	\$222	\$400	\$100	\$400	\$400
203 203 263	Travel Expense	\$470	\$409	\$385	\$1,100	\$0	\$1,100	\$1,100
203 203 264	Schools	\$579	\$415	\$186	\$1,100	\$129	\$1,100	\$1,100
203 203 265	Conferences & Meetings	\$583	\$856	\$2,132	\$2,200	\$231	\$2,200	\$2,500
203 203 271	Telephone	\$2,816	\$2,714	\$2,658	\$3,000	\$1,033	\$3,000	\$3,000
203 203 274	Water Service	\$3,379	\$3,559	\$3,790	\$4,000	\$1,848	\$4,000	\$4,000
203 203 275	Sewer Service	\$1,555	\$1,603	\$1,828	\$2,000	\$1,089	\$2,000	\$2,000
	Subtotal Other Current Expenditures	\$263,643	\$258,120	\$254,756	\$330,495	\$98,236	\$317,385	\$318,050
203 203 701	Cash Short	\$71	\$244	\$63	\$200	\$29	\$200	\$200
203 203 570	Theft	\$150	\$0	\$0	\$0	\$0	\$0	\$0
203 203 728	Misc. Concessions	\$5,120	\$6,600	\$5,218	\$6,000	\$1,671	\$6,000	\$6,000
203 203 766	Merchandise	\$3,076	\$3,856	\$3,696	\$5,000	\$651	\$4,000	\$4,200
203 203 784	Awards	\$3,306	\$3,536	\$4,410	\$4,200	\$2,618	\$4,500	\$4,600
	Subtotal Resale Expenditures	\$11,723	\$14,236	\$13,387	\$15,400	\$4,969	\$14,700	\$15,000
203 203 350	Equipment	\$0	\$0	\$0	\$10,000	\$13,459	\$13,459	\$12,000
	Subtotal Capital Expenditures	\$0	\$0	\$0	\$10,000	\$13,459	\$13,459	\$12,000
	Total Expenditures	\$595,984	\$626,475	\$627,886	\$705,196	\$261,915	\$713,248	\$728,485

City of Yankton
Adopted 2013 Budget

Fund: Parks & Recreation

Function: Culture-Recreation

Activity: Summit Activities Center

ACCOUNT NO.	DESCRIPTION	2009 ACTUAL	2010 ACTUAL	2011 ACTUAL	2012 ADOPTED	2012 Y.T.D.	2012 ESTIMATED	2013 ADOPTED
	Prior Year Balance	(\$15,767)	(\$21,283)	\$2,464	(\$6,583)	(\$9,932)	(\$9,932)	\$16,916
203 3390	Yankton School District	\$20,072	\$28,878	\$29,363	\$31,000	\$10,139	\$31,000	\$31,000
203 3450	Knitting & Embroidery	\$360	\$0	\$0	\$0	\$0	\$0	\$0
203 3451	Skate Rentals	\$3,893	\$5,682	\$7,536	\$4,000	\$3,250	\$7,500	\$7,500
203 3452	Floor Hockey	\$0	\$0	\$0	\$0	\$0	\$0	\$0
203 3453	Pre-School Classes	\$1,140	\$0	\$0	\$0	\$0	\$0	\$0
203 3454	WSI / LGT	\$2,343	\$0	\$0	\$0	\$0	\$0	\$0
203 3455	Judi's Dance Studio	\$1,360	\$0	\$0	\$0	\$0	\$0	\$0
203 3456	Academy of Dance	\$990	\$0	\$0	\$0	\$0	\$0	\$0
203 3457	Dodgeball	\$2,288	\$0	\$0	\$0	\$0	\$0	\$0
203 3458	Kickball	\$684	\$0	\$0	\$0	\$0	\$0	\$0
203 3459	Alcoa Ice Skating Rink	\$10,575	\$14,568	\$21,029	\$16,000	\$7,204	\$21,000	\$21,000
203 3460	Yankton Children's Theater	\$2,641	\$0	\$0	\$0	\$0	\$0	\$0
203 3461	Archery	\$3,944	\$0	\$0	\$0	\$0	\$0	\$0
203 3462	Tennis	\$2,280	\$0	\$0	\$0	\$0	\$0	\$0
203 3464	Lifetime Sports	\$1,207	\$0	\$0	\$0	\$0	\$0	\$0
203 3465	Taekwondo	\$513	\$0	\$0	\$0	\$0	\$0	\$0
203 3466	Track	\$714	\$0	\$0	\$0	\$0	\$0	\$0
203 3467	PeeWee Baseball / Quick Start Tennis	\$321	\$0	\$0	\$0	\$0	\$0	\$0
203 3468	Gymnastics	\$2,012	\$0	\$0	\$0	\$0	\$0	\$0
203 3469	Women's Sand Volleyball	\$1,274	\$0	\$0	\$0	\$0	\$0	\$0
203 3470	Color Guard	\$2,928	\$0	\$0	\$0	\$0	\$0	\$0
203 3473	Basketball	\$3,962	\$0	\$0	\$0	\$0	\$0	\$0
203 3474	Women's Volleyball	\$5,472	\$0	\$0	\$0	\$0	\$0	\$0
203 3475	Men's Volleyball	\$1,910	\$0	\$0	\$0	\$0	\$0	\$0
203 3476	Mixed Volleyball	\$2,759	\$0	\$0	\$0	\$0	\$0	\$0
203 3477	Mixed Softball	\$10,000	\$0	\$0	\$0	\$0	\$0	\$0
203 3478	Arts Program	\$2,495	\$0	\$0	\$0	\$0	\$0	\$0
203 3479	One Ten Gallery	\$3,240	\$0	\$0	\$0	\$0	\$0	\$0
203 3480	Misc. Programs	\$286	\$0	\$0	\$0	\$0	\$0	\$0
203 3481	Personal Training	\$4,593	\$72	\$757	\$1,600	\$440	\$1,200	\$1,200
203 3482	Aerobics	\$10,869	\$0	\$0	\$0	\$0	\$0	\$0
203 3483	Women's Basketball	(\$283)	\$0	\$0	\$0	\$0	\$0	\$0
203 3484	Red Cross Lessons-SAC	\$9,460	\$593	\$1,119	\$2,500	\$713	\$1,000	\$1,000
203 3485	Day Camp	\$2,351	\$0	\$0	\$0	\$0	\$0	\$0
203 3486	COED Sand Volleyball	\$472	\$0	\$0	\$0	\$0	\$0	\$0
203 3487	Special Needs	\$475	\$0	\$0	\$0	\$0	\$0	\$0
203 3488	Rentals-SAC	\$12,154	\$10,904	\$14,786	\$12,000	\$10,632	\$16,000	\$16,000
203 3489	Rentals-City Hall Gym	\$2,832	\$1,401	\$1,896	\$2,000	\$2,100	\$2,500	\$2,500
203 3616	Cooking Classes	\$2,003	\$0	\$0	\$0	\$0	\$0	\$0
203 3701	Cash Long	\$87	\$210	\$212	\$200	\$8	\$200	\$200
203 3726	Contracted Concessions	\$0	\$5,544	\$5,399	\$6,000	\$2,645	\$6,000	\$6,000
203 3728	Misc. Concessions	\$10,613	\$6,878	\$6,036	\$7,000	\$2,645	\$7,000	\$7,000
203 3740	Annual Memberships	\$22,860	\$42,837	\$43,202	\$48,000	\$13,963	\$45,000	\$45,000
203 3741	Corporate Memberships	\$88,051	\$48,700	\$72,406	\$57,000	\$28,299	\$75,000	\$75,000
203 3742	Quarterly Memberships	\$46,942	\$82,855	\$106,381	\$100,000	\$50,812	\$110,000	\$110,000
203 3743	Daily Pass	\$37,912	\$38,180	\$35,311	\$41,500	\$15,496	\$36,000	\$36,000
203 3744	Adult Recreation Leagues	\$0	\$25,556	\$25,644	\$31,000	\$10,920	\$27,000	\$27,000
203 3745	Youth Recreation Leagues	\$0	\$1,218	\$1,964	\$2,500	\$583	\$2,500	\$2,500
203 3746	SAC Programs	\$0	\$8,607	\$2,344	\$2,100	\$747	\$2,500	\$2,500
203 3747	TOT Time Child	\$0	\$128	\$238	\$400	\$42	\$300	\$300
203 3748	ActiveNET Programs	\$0	\$71,983	\$69,615	\$75,000	\$63,291	\$75,000	\$75,000
203 3749	Showers	\$0	\$138	\$93	\$150	\$14	\$150	\$150
203 3750	Studio Art Center	\$539	\$0	\$0	\$0	\$0	\$0	\$0
203 3751	Spanish Class	\$238	\$0	\$0	\$0	\$0	\$0	\$0
203 3752	Sewing Class	\$0	\$0	\$0	\$0	\$0	\$0	\$0
203 3753	Waterslide Passes	\$3,259	\$0	\$0	\$0	\$0	\$0	\$0
203 3754	Woodcarving class	\$152	\$0	\$0	\$0	\$0	\$0	\$0
203 3755	Yankton Summer Pool Pass	\$1,939	\$6,973	\$9,271	\$7,300	\$6,373	\$9,500	\$9,500
203 3766	Merchandise	\$1,066	\$1,472	\$1,437	\$1,600	\$586	\$1,600	\$1,600
203 3782	RTEC	\$1,963	\$0	\$0	\$0	\$0	\$0	\$0
203 3771	Advertisement Fee	\$725	\$1,689	\$350	\$600	\$350	\$400	\$400
	Subtotal SAC Revenue	\$352,935	\$405,066	\$456,389	\$449,450	\$231,252	\$478,350	\$478,350
203 3610	Interest	\$1,066	\$1,175	\$1,148	\$700	\$218	\$500	\$300
203 3615	Misc Reimbursements/School	\$6,124	\$0	\$568	\$0	\$0	\$0	\$0
203 3620	Rentals Non-Taxable	\$0	\$5,218	\$6,743	\$10,000	\$1,324	\$7,000	\$7,000
203 3660	Donations from Private	\$0	\$5,007	\$2,684	\$0	\$340	\$340	\$0
203 3690	Miscellaneous Non-Taxable	\$15	\$2	\$193	\$4,300	\$1	\$0	\$0
	Subtotal Misc. SAC Revenue	\$7,205	\$11,402	\$11,336	\$15,000	\$1,883	\$7,840	\$7,300
203 3910	Transfer from General Fund	\$230,328	\$233,754	\$147,765	\$219,318	\$109,659	\$253,906	\$225,919
	Total Funds Available	\$574,701	\$628,939	\$617,954	\$677,185	\$332,862	\$730,164	\$728,485
	Total Expenditures	\$595,984	\$626,475	\$627,886	\$705,196	\$261,915	\$713,248	\$728,485
	Ending Balance	(\$21,283)	\$2,464	(\$9,932)	(\$28,011)	\$70,947	\$16,916	\$0

MARNE CREEK ACCOUNT #204

PURPOSE OF THIS DEPARTMENT: Why does this department exist?

The Mission of the division is to enhance the quality of life for the citizens of Yankton and the surrounding area by providing a recreational trail system to serve a population with varied characteristics, interests, and needs. Dedication toward preservation of natural resources will ensure the opportunity for high quality leisure experiences for present and future generations.

DEPARTMENT PERSONNEL: one Senior Grounds Maintenance Worker and one seasonal employee.

GOALS OF THIS DEPARTMENT: What will this department attempt to accomplish this year?

- 1 Maintain the Marne Creek waterway in an aesthetically pleasing manner for recreational users, while realizing less obstruction during high water flows to minimize flooding issues.
 - 2 Provide a well-maintained trail that serves as a recreation and transportation medium.
-

OBJECTIVES FOR REACHING OUR GOALS:

- Maintain the waterway to the extent that any flooding event can be controlled in a fashion that allows the trail to be open for recreational use within 24 hours of an event.
 - Establish baseline ratings for citizen use, satisfaction, and appearance.
-

INTENDED OUTCOMES FROM BUDGET EXPENDITURES

The Marne Creek Trail budget strives to maintain the waterway and trail in an aesthetically pleasing manner for recreational users while realizing less obstruction in the creek itself during high water flows to minimize flooding issues. Bank stabilization projects in identified areas will help maintain the trail in its current location and condition while helping to eliminate a meandering creek channel in the City. The trail system will be expanded and it will enhance the transportation medium by connecting segments with the installation of the RR bridge underpass north of 15th street /west of Locust and the addition of the Meridian Bridge as a pedestrian travel way. The trail users experience will be improved through enhanced communications by maintaining or adding of trail and identification signage as a part of the entire trail system. The Marne Creek Trail division will enhance the aesthetics of the trail system and linked green space with the maintenance and/or installation of trees and flower beds.

City of Yankton
Adopted 2013 Budget

Fund: Parks & Recreation

Function: Culture-Recreation

Activity: Marne Creek

ACCOUNT NO.	DESCRIPTION	2009 ACTUAL	2010 ACTUAL	2011 ACTUAL	2012 ADOPTED	2012 Y.T.D.	2012 ESTIMATED	2013 ADOPTED
204 204 101	Regular Wages	\$37,653	\$40,179	\$39,489	\$43,543	\$17,260	\$43,543	\$45,387
204 204 102	Temporary Wages	\$3,026	\$2,930	\$5,887	\$4,200	\$2,618	\$7,500	\$7,500
204 204 103	Overtime Wages	\$253	\$993	\$1,912	\$500	\$153	\$1,000	\$1,000
204 204 111	OASI	\$3,112	\$3,327	\$3,570	\$3,691	\$1,507	\$3,691	\$4,122
204 204 121	Retirement	\$2,274	\$2,470	\$2,484	\$2,643	\$1,045	\$2,673	\$2,783
204 204 131	Worker's Compensation	\$1,002	\$1,038	\$1,122	\$1,253	(\$25)	\$1,253	\$1,316
204 204 132	Group Insurance	\$5,701	\$5,999	\$6,633	\$8,503	\$3,208	\$8,503	\$9,353
204 204 133	Unemployment Insurance	\$55	\$185	\$106	\$194	\$64	\$194	\$204
	Subtotal Personnel Services	\$53,076	\$57,121	\$61,203	\$64,527	\$25,830	\$68,357	\$71,665
204 204 201	Insurance	\$339	\$365	\$379	\$419	\$383	\$419	\$440
204 204 202	Professional Services	\$114	\$60	\$488	\$500	\$25	\$500	\$500
204 204 221	Rep. & Maint. - Equipment	\$2,502	\$2,249	\$2,481	\$2,500	\$970	\$2,500	\$2,500
204 204 222	Rep. & Maint. - Vehicles	\$175	\$29	\$666	\$300	\$77	\$300	\$400
204 204 223	Rep. & Maint. - Trail	\$5,241	\$1,864	\$6,003	\$6,500	\$2,377	\$6,500	\$6,500
204 204 224	Rep. & Maint. - Central Garage	\$7,811	\$8,686	\$10,270	\$12,500	\$2,514	\$12,500	\$12,500
204 204 231	Postage	\$0	\$0	\$0	\$0	\$0	\$0	\$0
204 204 240	Chemicals	\$348	\$0	\$0	\$0	\$0	\$0	\$0
204 204 241	Agricultural Supplies	\$651	\$518	\$740	\$2,500	\$435	\$2,500	\$2,500
204 204 247	Small Tools & Hardware	\$320	\$1,046	\$725	\$1,000	\$91	\$1,000	\$1,000
204 204 271	Telephone	\$280	\$306	\$319	\$350	\$103	\$350	\$350
204 204 276	Landfill	\$0	\$0	\$0	\$0	\$0	\$0	\$0
	Total Operating Expenses	\$17,781	\$15,123	\$22,071	\$26,569	\$6,975	\$26,569	\$26,690
204 204 301	Capital Repair and Maintenance	\$3,357	\$0	\$0	\$0	\$0	\$0	\$0
204 204 310	Land Purchase	\$0	\$8,753	\$248	\$30,000	\$0	\$30,000	\$30,000
204 204 320	Maintenance Trail Construction	\$1,268	\$200	\$1,514	\$157,530	\$1,397	\$176,660	\$30,000
204 204 321	Recreation Components	\$0	\$0	\$2,770	\$7,000	\$8,161	\$12,000	\$9,000
204 204 322	Nursery Grant	\$0	\$0	\$0	\$0	\$0	\$0	\$0
204 204 350	Equipment	\$0	\$0	\$9,683	\$51,000	\$34,239	\$51,000	\$1,000
	Total Capital Outlay	\$4,625	\$8,953	\$14,215	\$245,530	\$43,797	\$269,660	\$70,000
	Total Expenditures	\$75,482	\$81,197	\$97,489	\$336,626	\$76,602	\$364,586	\$168,355

Fund: Parks & Recreation

Function: Culture-Recreation

Activity: Marne Creek

ACCOUNT NO.	DESCRIPTION	2009 ACTUAL	2010 ACTUAL	2011 ACTUAL	2012 ADOPTED	2012 Y.T.D.	2012 ESTIMATED	2013 ADOPTED
	Prior Year Balance	\$117,240	\$126,717	\$130,177	\$75,000	\$125,487	\$125,487	\$183,707
204 3340	FEMA Grant	\$0	\$0	\$0	\$0	\$0	\$0	\$0
204 3610	Interest	\$421	\$465	\$1,300	\$500	\$281	\$500	\$300
204 3341	Recreational Trails Program Grant - GF&P	\$7,549	\$0	\$1,076	\$104,511	\$0	\$120,114	\$0
204 3342	James River Water Development District Grant	\$0	\$0	\$0	\$0	\$0	\$0	\$0
204 3343	Essential Trails Grant	\$0	\$0	\$0	\$0	\$0	\$0	\$0
204 3348	Greenbelt Education Enhancement	\$0	\$0	\$0	\$0	\$0	\$0	\$0
204 3640	Compensation for Loss & Damage	\$0	\$0	\$3,174	\$0	\$0	\$0	\$0
204 3660	Private Donations	\$0	\$0	\$0	\$0	\$0	\$0	\$0
204 3910	Transfer from General Fund	\$72,364	\$75,239	\$87,249	\$141,596	\$70,798	\$145,426	\$99,055
204 3950	Transfer from Second Penny	\$4,625	\$8,953	\$0	\$83,019	\$0	\$156,766	\$60,000
	Subtotal Revenue	\$84,959	\$84,657	\$92,799	\$329,626	\$71,079	\$422,806	\$159,355
	Total Funds Available	\$202,199	\$211,374	\$222,976	\$404,626	\$196,566	\$548,293	\$343,062
	Total Expenditures	\$75,482	\$81,197	\$97,489	\$336,626	\$76,602	\$364,586	\$168,355
	Ending Balance	\$126,717	\$130,177	\$125,487	\$68,000	\$119,964	\$183,707	\$174,707

CASUALTY RESERVE ACCOUNT #205

PURPOSE OF THIS DEPARTMENT: Why does this department exist?

The purpose of the appropriation is to provide a Casualty Reserve Fund, pursuant to South Dakota Codified Law (SDCL) 9-21.16.1, for replacement and repair of City property as a result of a casualty loss.

GOALS OF THIS DEPARTMENT: What will this department attempt to accomplish this year?

To provide for a reserve fund to cover losses that may occur which are not covered by insurance and to pay deductibles on any insurance claims.

OBJECTIVES FOR REACHING OUR GOALS:

To maintain the Casualty Reserve Fund at a healthy balance but not to exceed \$100,000 as required by South Dakota Codified Law.

City of Yankton
Adopted 2013 Budget

Fund: Casualty Reserve

Activity: Casualty Reserve

ACCOUNT NO.	DESCRIPTION	2009 ACTUAL	2010 ACTUAL	2011 ACTUAL	2012 ADOPTED	2012 Y.T.D.	2012 ESTIMATED	2013 ADOPTED
205 205 202	Professional Services	\$1,407	\$27	\$0	\$5,000	\$2,300	\$5,000	\$5,000
	Subtotal Other Current Expenditures	\$1,407	\$27	\$0	\$5,000	\$2,300	\$5,000	\$5,000
205 205 390	Other Fixed Assets	\$0	\$0	\$0	\$0	\$0	\$0	\$0
	Subtotal Capital Expenditures	\$0	\$0	\$0	\$0	\$0	\$0	\$0
205 205 610	Transfer to General Fund	\$0	\$0	\$0	\$0	\$0	\$0	\$0
	Subtotal Operating Transfer Out	\$0	\$0	\$0	\$0	\$0	\$0	\$0
	Total Expenditures	\$1,407	\$27	\$0	\$5,000	\$2,300	\$5,000	\$5,000

Fund: Casualty Reserve

Activity: Casualty Reserve

ACCOUNT NO.	DESCRIPTION	2009 ACTUAL	2010 ACTUAL	2011 ACTUAL	2012 ADOPTED	2012 Y.T.D.	2012 ESTIMATED	2013 ADOPTED
	Prior Year Balance	\$64,506	\$63,834	\$64,448	\$65,054	\$65,054	\$65,054	\$60,294
205 3610	Interest	\$735	\$641	\$606	\$600	\$132	\$240	\$200
	Total Funds Available	\$65,241	\$64,475	\$65,054	\$65,654	\$65,186	\$65,294	\$60,494
	Total Expenditures	\$1,407	\$27	\$0	\$5,000	\$2,300	\$5,000	\$5,000
	Ending Balance	\$63,834	\$64,448	\$65,054	\$60,654	\$62,886	\$60,294	\$55,494

<p style="text-align: center;">BRIDGE AND STREET FUND ACCOUNT #207-221</p>
--

PURPOSE OF THIS DEPARTMENT: Why does this department exist?

The purpose of these appropriations are to account for expenditures on bridge projects approved by the South Dakota Department of Transportation; maintain bridge inspections for all bridges on an every other year rotation; routine painting and maintenance of bridges on an as needed basis.

GOALS OF THIS DEPARTMENT: What will this department attempt to accomplish this year?

1. Annual maintenance of existing City bridges.
-

INTENDED OUTCOMES FROM BUDGET EXPENDITURES

State provided funds specifically allocated for roadway structures such as bridges are identified as eligible projects. Funds are used to address improvements and maintenance of the existing structures and support the Federal Bridge Inspection Program.

City of Yankton
Adopted 2013 Budget

Fund: Bridge & Street Fund

Activity: Capital Projects

ACCOUNT NO.	DESCRIPTION	2009 ACTUAL	2010 ACTUAL	2011 ACTUAL	2012 ADOPTED	2012 Y.T.D.	2012 ESTIMATED	2013 ADOPTED
207 221 223	Bridge Painting	\$0	\$0	\$0	\$0	\$0	\$0	\$20,000
207 221 301	Road Materials	\$0	\$180	\$0	\$50,000	\$0	\$50,000	\$50,000
207 221 391	Pine Street Bridge Repair	\$0	\$0	\$4,900	\$63,000	\$0	\$63,000	\$105,000
207 221 396	Walkway - Replace Lynn Street Ped. Bridge	\$0	\$0	\$0	\$10,000	\$0	\$0	\$10,000
	Total Expenditures	\$0	\$180	\$4,900	\$123,000	\$0	\$113,000	\$185,000

Fund: Bridge & Street Fund

Activity: Capital Projects

ACCOUNT NO.	DESCRIPTION	2009 ACTUAL	2010 ACTUAL	2011 ACTUAL	2012 ADOPTED	2012 Y.T.D.	2012 ESTIMATED	2013 ADOPTED
	Prior Year Balance	\$32,899	\$54,741	\$76,573	\$93,841	\$93,841	\$93,841	\$94,170
207 3342	Green Street Bridge Agreement	\$0	\$0	\$0	\$0	\$0	\$0	\$0
207 3380	Special Road & Bridge-Current	\$21,397	\$21,397	\$21,397	\$21,397	\$10,699	\$21,397	\$21,397
207 3381	Special Road & Bridge-Prior	\$0	\$0	\$0	\$0	\$0	\$0	\$0
207 3610	Interest	\$445	\$615	\$771	\$500	\$190	\$330	\$270
207 3950	Transfer from Second Penny	\$0	\$0	\$0	\$135,115	\$0	\$91,602	\$79,602
	Subtotal Revenue	\$21,842	\$22,012	\$22,168	\$157,012	\$10,889	\$113,329	\$101,269
	Total Funds Available	\$54,741	\$76,753	\$98,741	\$250,853	\$104,730	\$207,170	\$195,439
	Total Expenditures	\$0	\$180	\$4,900	\$123,000	\$0	\$113,000	\$185,000
	Ending Balance	\$54,741	\$76,573	\$93,841	\$127,853	\$104,730	\$94,170	\$10,439

911 / DISPATCH ACCOUNT #208

PURPOSE OF THIS DEPARTMENT: Why does this department exist?

The Yankton Dispatch Center's primary mission is to provide the highest quality public safety for the people who live, work, play and visit within Yankton County.

DEPARTMENT PERSONNEL: 8 Dispatchers

GOALS OF THIS DEPARTMENT: What will this department attempt to accomplish this year?

- Provide fast efficient dispatching for county-wide emergency services.

OBJECTIVES FOR REACHING OUR GOALS:

- Establish baseline data for response times and related information from dispatch to scene.

INTENDED OUTCOMES FROM BUDGET EXPENDITURES

The objectives for Dispatch are to continue with ongoing training and equipment purchases to facilitate the development of the entire staff and their ability to provide services to the region.

City of Yankton
Adopted 2013 Budget

Fund: 911 / Dispatch

Function: Public Safety

Activity: 911 / Dispatch

ACCOUNT NO.	DESCRIPTION	2009 ACTUAL	2010 ACTUAL	2011 ACTUAL	2012 ADOPTED	2012 Y.T.D.	2012 ESTIMATED	2013 ADOPTED
208 208 101	Regular Wages	\$0	\$0	\$272,334	\$299,157	\$118,981	\$299,157	\$311,829
208 208 102	Temporary Wages	\$0	\$0	\$0	\$3,500	\$1,076	\$3,500	\$3,500
208 208 103	Overtime Wages	\$0	\$0	\$38,221	\$35,000	\$16,719	\$35,000	\$35,000
208 208 111	OASI	\$0	\$0	\$15,068	\$25,831	\$10,272	\$25,831	\$26,800
208 208 121	Retirement	\$0	\$0	\$20,947	\$20,049	\$8,142	\$20,049	\$20,810
208 208 131	Worker's Compensation	\$0	\$0	\$1,267	\$1,429	\$0	\$1,429	\$1,500
208 208 132	Group Insurance	\$0	\$0	\$56,610	\$60,848	\$25,749	\$60,848	\$66,933
208 208 133	Unemployment Insurance	\$0	\$0	\$722	\$1,418	\$409	\$1,418	\$1,489
	Subtotal Personnel Services	\$0	\$0	\$405,169	\$447,232	\$181,348	\$447,232	\$467,861
208 208 201	Insurance	\$0	\$0	\$2,062	\$5,880	\$0	\$5,880	\$6,174
208 208 202	Professional Services	\$0	\$0	\$14,428	\$25,000	\$5,906	\$25,000	\$25,000
208 208 212	Rent	\$0	\$0	\$8,516	\$8,740	\$0	\$8,740	\$8,740
208 208 231	Postage	\$0	\$0	\$386	\$1,000	\$0	\$1,000	\$1,000
208 208 232	Office Supplies	\$0	\$0	\$1,525	\$1,170	\$302	\$1,000	\$1,000
208 208 234	Copies	\$0	\$0	\$1,178	\$1,300	\$0	\$1,300	\$1,300
208 208 244	Uniforms	\$0	\$0	\$157	\$2,860	\$203	\$2,860	\$2,860
208 208 265	Conferences & Meetings	\$0	\$0	\$0	\$500	\$0	\$500	\$500
208 208 271	Telephone	\$0	\$0	\$0	\$8,700	\$0	\$8,700	\$8,700
208 208 281	Administration Billing	\$0	\$0	\$71,080	\$74,091	\$0	\$74,091	\$77,229
	Total Operating Expenses	\$0	\$0	\$99,332	\$129,241	\$6,411	\$129,071	\$132,503
208 208 301	Capital Repair and Maintenance	\$0	\$0	\$0	\$0	\$0	\$0	\$0
208 208 350	Equipment	\$0	\$0	\$0	\$3,000	\$0	\$53,000	\$4,000
	Total Capital Outlay	\$0	\$0	\$0	\$3,000	\$0	\$53,000	\$4,000
	Total Expenditures	\$0	\$0	\$504,501	\$579,473	\$187,759	\$629,303	\$604,364

Fund: 911 / Dispatch

Function: Public Safety

Activity: 911 / Dispatch

ACCOUNT NO.	DESCRIPTION	2009 ACTUAL	2010 ACTUAL	2011 ACTUAL	2012 ADOPTED	2012 Y.T.D.	2012 ESTIMATED	2013 ADOPTED
	Prior Year Balance	\$0	\$0	\$0	\$0	(\$17,971)	(\$17,971)	(\$17,771)
208 3377	E911 Funds	\$0	\$0	\$60,000	\$60,000	\$0	\$60,000	\$60,000
208 3610	Interest	\$0	\$0	\$0	\$0	\$34	\$200	\$120
208 3660	Private Donations	\$0	\$0	\$0	\$0	\$0	\$0	\$0
208 3910	Transfer from General Fund	\$0	\$0	\$426,530	\$519,473	\$259,737	\$569,303	\$544,364
	Subtotal Revenue	\$0	\$0	\$486,530	\$579,473	\$259,771	\$629,503	\$604,484
	Total Funds Available	\$0	\$0	\$486,530	\$579,473	\$241,800	\$611,532	\$586,713
	Total Expenditures	\$0	\$0	\$504,501	\$579,473	\$187,759	\$629,303	\$604,364
	Ending Balance	\$0	\$0	(\$17,971)	\$0	\$54,041	(\$17,771)	(\$17,651)

<p style="text-align: center;">BBB ACCOUNT #211</p>

PURPOSE OF THIS DEPARTMENT: Why does this department exist?

The purpose of this appropriation is to account for expenditures of the 1 percent municipal BBB sales tax. All revenue received from this additional tax shall be utilized for the promotion and advertising of the City, its facilities, attractions, and activities. The Board of City Commissioners shall have the authority to appropriate such funds as are generated by this additional tax for that purpose.

GOALS OF THIS DEPARTMENT: What will this department attempt to accomplish this year?

The Board of City Commissioners provides these funds to promote and advertise the City, its facilities, attractions, and activities.

OBJECTIVES FOR REACHING OUR GOALS:

INTENDED OUTCOMES FROM BUDGET EXPENDITURES

The BBB fund for 2013 maintains its investment in various economic development initiatives, including supporting the established programs of the Convention and Visitor's Bureau.

City of Yankton
Adopted 2013 Budget

Fund: **BBB**

Activity: **Tourism Promotion**

ACCOUNT NO.	DESCRIPTION	2009 ACTUAL	2010 ACTUAL	2011 ACTUAL	2012 ADOPTED	2012 Y.T.D.	2012 ESTIMATED	2013 ADOPTED
211 211 101	Regular Wages	\$0	\$0	\$0	\$0	\$0	\$0	\$35,000
211 211 102	Temporary Wages	\$0	\$0	\$0	\$0	\$0	\$0	\$5,000
211 211 103	Overtime Wages	\$0	\$0	\$0	\$0	\$0	\$0	\$500
211 211 111	OASI	\$0	\$0	\$0	\$0	\$0	\$0	\$3,098
211 211 121	Retirement	\$0	\$0	\$0	\$0	\$0	\$0	\$2,130
211 211 131	Worker's Compensation	\$0	\$0	\$0	\$0	\$0	\$0	\$125
211 211 132	Group Insurance	\$0	\$0	\$0	\$0	\$0	\$0	\$9,354
211 211 133	Unemployment Insurance	\$0	\$0	\$0	\$0	\$0	\$0	\$153
	Subtotal Personnel Services	\$0	\$0	\$0	\$0	\$0	\$0	\$55,360
211 231 201	Insurance (Gen Liability +Event)	\$0	\$0	\$0	\$0	\$0	\$0	\$12,244
211 231 202	Professional Services	\$0	\$8,522	\$7,699	\$10,000	\$2,638	\$10,000	\$10,000
211 231 230	Events Promotion	\$0	\$0	\$0	\$0	\$0	\$0	\$120,000
211 231 350	Equipment	\$0	\$0	\$0	\$0	\$0	\$0	\$25,000
211 231 549	Historic Downtown Yankton	\$30,000	\$30,000	\$30,000	\$0	\$0	\$0	\$0
211 231 550	Convention Visitors Bureau (CVB)	\$134,862	\$172,862	\$172,862	\$172,862	\$91,431	\$172,862	\$172,862
211 231 551	Economic Development Council	\$56,641	\$56,641	\$56,641	\$56,641	\$28,321	\$56,641	\$56,641
211 231 556	Fireworks	\$0	\$0	\$0	\$15,000	\$15,000	\$15,000	\$15,000
211 231 559	National Field Archery Association	\$95,000	\$0	\$0	\$0	\$0	\$0	\$0
211 231 562	L&C Natural Resources District	\$0	\$11,395	\$0	\$0	\$0	\$0	\$0
211 231 563	Lewis and Clark Theatre	\$0	\$6,000	\$10,000	\$0	\$0	\$0	\$0
211 231 588	RTEC - James Valley Program	\$33,000	\$33,000	\$0	\$0	\$0	\$0	\$0
211 231 599	Special Projects	\$21,728	\$10,000	\$122,550	\$50,000	\$4,400	\$50,000	\$50,000
211 231 610	Transfer to General Fund - Airport Hanger	\$17,944	\$18,822	\$19,918	\$22,145	\$0	\$22,145	\$22,145
211 231 610	Transfer to General Fund - TID #5 Debt Servio	\$0	\$0	\$0	\$195,000	\$0	\$384,756	\$52,398
211 231 651	Transfer to Public Improvement	\$0	\$55,057	\$150,105	\$0	\$0	\$0	\$0
	Total Expenditures	\$389,175	\$402,299	\$569,775	\$521,648	\$141,790	\$711,404	\$591,650
								\$212,604

Fund: **BBB**

Activity: **Tourism Promotion**

ACCOUNT NO.	DESCRIPTION	2009 ACTUAL	2010 ACTUAL	2011 ACTUAL	2012 ADOPTED	2012 Y.T.D.	2012 ESTIMATED	2013 ADOPTED
	Prior Years Balance	\$393,983	\$515,808	\$606,329	\$521,660	\$577,313	\$577,313	\$410,781
211 3140	BBB Tax	\$503,732	\$486,840	\$514,334	\$516,545	\$156,081	\$542,372	\$558,643
211 3491	Miscellaneous Non-Taxable	\$0	\$0	\$4,921	\$5,000	\$0	\$0	\$0
211 3610	Interest	\$7,268	\$5,658	\$5,939	\$4,000	\$1,456	\$2,500	\$1,500
211 3660	Donations from Private	\$0	\$0	\$15,000	\$0	\$0	\$0	\$0
211 3766	Merchandise	\$0	\$130	\$157	\$0	\$12	\$12	\$0
211 3767	Merchandise Non-Taxable	\$0	\$192	\$408	\$0	\$40	\$40	\$0
	Subtotal Revenues	\$511,000	\$492,820	\$540,759	\$525,545	\$157,537	\$544,872	\$560,143
	Total Funds Available	\$904,983	\$1,008,628	\$1,147,088	\$1,047,205	\$734,850	\$1,122,185	\$970,924
	Total Expenditures	\$389,175	\$402,299	\$569,775	\$521,648	\$141,790	\$711,404	\$591,650
	Ending Balance	\$515,808	\$606,329	\$577,313	\$525,557	\$593,060	\$410,781	\$379,274

**INFRASTRUCTURE IMPROVEMENT REVOLVING FUND
ACCOUNT #241**

PURPOSE OF THIS DEPARTMENT: Why does this department exist?

The purpose of the Infrastructure Improvement Revolving Fund is to help fund special assessment construction projects in the City of Yankton that improve the city's infrastructure. The revenue is generated from citizen's payments on special assessments assigned to their property.

City of Yankton
Adopted 2013 Budget

Fund: Infrastructure Improvement Revolving Fund

Activity: Capital Projects

ACCOUNT NO.	DESCRIPTION	2009 ACTUAL	2010 ACTUAL	2011 ACTUAL	2012 ADOPTED	2012 Y.T.D.	2012 ESTIMATED	2013 ADOPTED
241 241 656	Transfer to Infra. Imp. Const.	\$155,238	\$51,200	\$54,488	\$70,000	\$0	\$70,000	\$70,000
	Total Expenditures	\$155,238	\$51,200	\$54,488	\$70,000	\$0	\$70,000	\$70,000

Fund: Infrastructure Improvement Revolving Fund

Activity: Capital Projects

ACCOUNT NO.	DESCRIPTION	2009 ACTUAL	2010 ACTUAL	2011 ACTUAL	2012 ADOPTED	2012 Y.T.D.	2012 ESTIMATED	2013 ADOPTED
	Prior Year Balance	\$152,665	\$17,781	\$29,079	\$18,981	\$24,027	\$24,027	\$18,777
241 3610	Interest	\$1,771	\$633	\$271	\$200	\$100	\$150	\$120
241 3630	Special Assess.-Interest	\$9,154	\$10,586	\$12,052	\$10,000	\$4,897	\$15,000	\$15,000
241 3631	Special Assess.-Delinquent	\$0	\$4,615	\$4,605	\$1,200	\$203	\$4,600	\$4,600
241 3632	Special Assess.-Current	\$2,137	\$20,304	\$19,180	\$30,000	\$11,874	\$30,000	\$30,000
241 3633	Special Assess.-Deferred	\$7,292	\$26,360	\$13,328	\$30,000	\$152	\$15,000	\$15,000
	Subtotal Revenue	\$20,354	\$62,498	\$49,436	\$71,400	\$17,226	\$64,750	\$64,720
	Total Funds Available	\$173,019	\$80,279	\$78,515	\$90,381	\$41,253	\$88,777	\$83,497
	Total Expenditures	\$155,238	\$51,200	\$54,488	\$70,000	\$0	\$70,000	\$70,000
	Ending Balance	\$17,781	\$29,079	\$24,027	\$20,381	\$41,253	\$18,777	\$13,497

<p style="text-align: center;">PUBLIC IMPROVEMENT ACCOUNT #501</p>

PURPOSE OF THIS DEPARTMENT: Why does this department exist?

The Public Improvement Fund is held as a reserve for future improvements.

GOALS OF THIS DEPARTMENT: What will this department attempt to accomplish this year?

At the present time, there are no public improvement capital projects planned for Fiscal Year 2013.

City of Yankton
Adopted 2013 Budget

Fund: Public Improvement

Activity: Capital Projects

ACCOUNT NO.	DESCRIPTION	2009 ACTUAL	2010 ACTUAL	2011 ACTUAL	2012 ADOPTED	2012 Y.T.D.	2012 ESTIMATED	2013 ADOPTED
501 501 202	Professional Services	\$18,600	\$29,664	\$18,400	\$15,000	\$5,867	\$15,000	\$15,000
501 501 204	Contracted Services	\$0	\$1,596	\$0	\$0	\$0	\$0	\$0
501 501 384	East 8th / Gehl Street Extension	\$0	\$143,264	\$242,862	\$0	\$0	\$0	\$0
501 501 388	RTEC Training	\$0	\$0	\$0	\$0	\$0	\$107,500	\$0
501 501 389	North Broadway HSC Land Purchase	\$0	\$0	\$0	\$0	\$0	\$2,000,000	\$0
501 501 396	Police Radio (Homeland)	\$1,794	\$0	\$0	\$0	\$0	\$0	\$0
Total Expenditures		\$20,394	\$174,524	\$261,262	\$15,000	\$5,867	\$2,122,500	\$15,000

Fund: Public Improvement

Activity: Capital Projects

ACCOUNT NO.	DESCRIPTION	2009 ACTUAL	2010 ACTUAL	2011 ACTUAL	2012 ADOPTED	2012 Y.T.D.	2012 ESTIMATED	2013 ADOPTED
	Prior Year Balance	(\$94,518)	(\$92,460)	(\$99,355)	\$0	(\$79,119)	(\$79,119)	\$66,826
501 3311	Police Radio Grant - Homeland Security	\$1,435	\$0	\$0	\$0	\$0	\$0	\$0
501 3341	RTEC Training - CDBG	\$0	\$0	\$0	\$0	\$0	\$107,500	\$0
501 3352	Trans Canada Grant	\$15,000	\$10,000	\$0	\$0	\$0	\$0	\$0
501 3353	Gehl - 8th Street Extension CDBG	\$0	\$72,864	\$129,336	\$0	\$83,356	\$83,356	\$0
501 3358	Wachovia Grant / YES Campaign	\$1,000	\$0	\$0	\$0	\$0	\$0	\$0
501 3359	Nustar Pipeline Easement	\$0	\$0	\$0	\$0	\$77,589	\$77,589	\$0
501 3491	Other Non-Taxable (Transcanada Keystone)	\$0	\$0	\$1,953	\$0	\$0	\$0	\$0
501 3495	Sale of Property	\$0	\$29,613	\$0	\$0	\$0	\$0	\$0
501 3610	Interest	\$605	\$5	\$0	\$0	\$0	\$0	\$0
501 3660	Donations from Private	\$4,412	\$90	\$104	\$0	\$0	\$0	\$0
501 3910	Transfer From General Fund	\$0	\$0	\$0	\$0	\$0	\$250,000	\$0
501 3923	Transfer From BBB	\$0	\$55,057	\$150,105	\$150,105	\$0	\$0	\$0
501 3950	Loan From 2nd Penny	\$0	\$0	\$0	\$0	\$0	\$1,750,000	\$0
Subtotal Revenue		\$22,452	\$167,629	\$281,498	\$150,105	\$160,945	\$2,268,445	\$0
Total Funds Available		(\$72,066)	\$75,169	\$182,143	\$150,105	\$81,826	\$2,189,326	\$66,826
Total Expenditures		\$20,394	\$174,524	\$261,262	\$15,000	\$5,867	\$2,122,500	\$15,000
Ending Balance		(\$92,460)	(\$99,355)	(\$79,119)	\$135,105	\$75,959	\$66,826	\$51,826

AIRPORT – FAA CAPITAL ACCOUNT #502

PURPOSE OF THIS DEPARTMENT: Why does this department exist?

This airport fund is established to implement Airport Improvement Projects (AIP) approved by the FAA. AIP are funded with the use of City, State, and FAA resources.

GOALS OF THIS DEPARTMENT: What will this department attempt to accomplish this year?

Seek allocations from the FAA for the timely updating of the municipal airport. Fund the City's portion of these projects. Previous major initiatives have included updating the Airport Master Plan and construction of airport runways, aprons, and taxiways.

OBJECTIVES FOR REACHING OUR GOALS:

- Attend annual airport conferences.
 - Make monthly contacts with the FAA
-

INTENDED OUTCOMES FROM BUDGET EXPENDITURES

Access to air travel is a vital component of local community's transportation options and this 2013 budget addresses various aspects of this component to the transportation system. An effort to update the Airport Layout Plan identified in the budget will set the direction for runway, apron, and landside improvements being contemplated. Prioritization of the elements identified in the 2013 CIP will support the steps to be taken to secure funding assistance. The use of building, fueling, hanger and other facilities are considerations for both the capital improvement plan and fixed based operations.

City of Yankton
Adopted 2013 Budget

Fund: Airport Capital-FAA Funded Projects

Activity: Capital Projects

ACCOUNT NO.	DESCRIPTION	2009 ACTUAL	2010 ACTUAL	2011 ACTUAL	2012 ADOPTED	2012 Y.T.D.	2012 ESTIMATED	2013 ADOPTED
502 511 202	Runway Design	\$0	\$0	\$14,534	\$0	\$6,429	\$35,000	\$5,000
502 511 310	Land	\$0	\$0	\$0	\$0	\$0	\$38,000	\$0
502 511 386	Taxiway Hanger Tie In	\$0	\$0	\$0	\$5,000	\$0	\$0	\$5,000
502 511 387	Airport Layout Plan Update	\$0	\$0	\$12,532	\$72,889	\$7,519	\$45,000	\$0
502 511 388	Pavement Maintenance	\$0	\$108,715	\$482	\$0	\$2,184	\$2,184	\$0
502 511 389	Wildlife Fencing	\$6,638	\$280,880	\$254,566	\$27,111	\$1,842	\$60,000	\$0
502 511 390	Midfield Taxiway	\$0	\$0	\$0	\$0	\$0	\$0	\$400,000
502 511 391	Runway Construction	(\$588)	\$0	\$0	\$0	\$0	\$0	\$0
502 511 392	Reconstruct Taxiway Hanger Tie In	\$0	\$0	\$0	\$0	\$0	\$0	\$0
502 511 393	Corp Hanger/Maint Facility	\$0	\$0	\$0	\$0	\$0	\$0	\$0
502 511 394	Apron Expansion & Replacement	\$0	\$7,589	\$25,376	\$780,000	\$11,107	\$85,000	\$130,000
502 511 395	Taxiway Construction	\$0	\$0	\$0	\$0	\$0	\$0	\$0
502 511 397	Apron Work	\$1,369,135	\$35,478	\$0	\$0	\$0	\$0	\$0
	Total Expenditures	\$1,375,185	\$432,662	\$307,490	\$885,000	\$29,081	\$265,184	\$540,000

Fund: Airport Capital

Activity: Capital Projects

ACCOUNT NO.	DESCRIPTION	2009 ACTUAL	2010 ACTUAL	2011 ACTUAL	2012 ADOPTED	2012 Y.T.D.	2012 ESTIMATED	2013 ADOPTED
	Prior Year Balance	\$42,367	\$15,359	\$28,021	\$0	\$36,660	\$36,660	\$34,476
502 3342	Pavement Maintenance	\$0	\$0	\$0	\$0	\$0	\$0	\$0
502 3343	Wildlife Fencing	\$0	\$269,827	\$271,378	\$26,569	\$56,001	\$58,200	\$0
502 3344	Reconstruct Apron	\$1,328,077	\$140,997	\$413	\$0	\$0	\$82,450	\$123,500
502 3347	Land	\$0	\$0	\$0	\$0	\$0	\$70,810	\$0
502 3348	Midfield Taxiway	\$0	\$0	\$0	\$0	\$0	\$0	\$380,000
502 3360	Airport Layout Plan	\$0	\$0	\$33,991	\$832,881	\$35,473	\$43,650	\$4,750
502 3910	Transfer from General Fund	\$20,100	\$34,500	\$10,347	\$16,969	\$0	\$7,890	\$31,750
	Total Funds Available	\$1,390,544	\$460,683	\$344,150	\$876,419	\$128,134	\$299,660	\$574,476
	Total Expenditures	\$1,375,185	\$432,662	\$307,490	\$885,000	\$29,081	\$265,184	\$540,000
	Ending Balance	\$15,359	\$28,021	\$36,660	(\$8,581)	\$99,053	\$34,476	\$34,476

PARK CAPITAL ACCOUNT #503

PURPOSE OF THIS DEPARTMENT: Why does this department exist?

A function of the Department of Parks and Recreation, this division supports the plans for improvements to and expansion of the City's park system.

GOALS OF THIS DEPARTMENT: What will this department attempt to accomplish this year?

Be aware of changing community needs for renovating existing park areas and / or new park developments and providing fun and safe environments.

OBJECTIVES FOR REACHING OUR GOALS:

- Receive public input through use of the media, public meetings, Park Advisory Board (PAB), staff, etc.
 - Renovate and improve existing park areas.
 - Develop new park areas.
-

INTENDED OUTCOMES FROM BUDGET EXPENDITURES

The Parks Capital budget is attuned with the changing community needs for improvements to existing parks, developing new parks, and providing safe and fun environments in parks and green spaces. The budget will maintain the safety and aesthetics of the Riverside Park boat ramp docks by replacing damaged/worn sections. It will also enhance the functionality of neighborhood parks by installing sidewalks to play equipment, basketball courts, and shelters. The installation of park name signs will improve the identification capabilities of those areas by both citizens and visitors. The 4th street flower areas will continue to be aesthetically enhanced with the installation of more colored concrete areas.

City of Yankton
Adopted 2013 Budget

Fund: Parks & Recreation

Activity: Capital Projects

ACCOUNT NO.	DESCRIPTION	2009 ACTUAL	2010 ACTUAL	2011 ACTUAL	2012 ADOPTED	2012 Y.T.D.	2012 ESTIMATED	2013 ADOPTED
503 541 320	Memorial Park Pool	\$11,762	\$0	\$0	\$0	\$0	\$0	\$0
503 541 321	Memorial Park Improvements	\$14,435	\$1,333	\$12,610	\$8,000	\$0	\$8,000	\$5,000
503 541 325	Skate Park	\$10,000	\$5,486	\$0	\$0	\$0	\$0	\$0
503 541 350	Park Irrigation	\$0	\$0	\$0	\$0	\$0	\$0	\$0
503 542 320	Sertoma Park Improvements	\$0	\$0	\$0	\$0	\$0	\$56,744	\$25,000
503 543 320	Morgen Park Improvements	\$0	\$0	\$0	\$0	\$0	\$0	\$0
503 544 320	Riverside Park Development	\$0	\$3,500	\$236,671	\$22,000	\$17,609	\$22,500	\$50,000
503 544 390	Riverside Park Ballfields	\$0	\$10,043	\$0	\$0	\$0	\$0	\$0
503 545 320	Westside Park Improvements	\$0	\$0	\$0	\$0	\$0	\$0	\$12,000
503 545 351	Westside Park Irrigation	\$0	\$0	\$0	\$0	\$0	\$0	\$0
503 546 320	Soccer Field Development	\$0	\$0	\$0	\$0	\$8	\$0	\$0
503 547 320	Marne Creek Greenbelt	\$0	\$0	\$0	\$0	\$0	\$0	\$0
503 548 320	Fox Run Park	\$869	\$0	\$0	\$0	\$0	\$0	\$0
503 548 321	New Park Shop	\$0	\$405,004	\$0	\$363,113	\$0	\$0	\$0
503 546 320	Dog Park	\$39,251	\$3,008	\$3,605	\$2,000	\$102	\$2,000	\$0
503 548 320	Augusta Park - NE Fox Run	\$0	\$0	\$0	\$0	\$0	\$0	\$0
503 548 322	Sidewalks in Parks	\$0	\$0	\$5,574	\$8,500	\$0	\$8,500	\$9,000
503 548 323	Ridgeway Park - New Park at Fox Run	\$0	\$0	\$1,420	\$4,000	\$2,028	\$4,000	\$0
503 549 320	Green Street Trail Construction	\$0	\$0	\$0	\$0	\$0	\$0	\$0
503 549 321	Park Signs	\$57	\$3,627	\$2,837	\$5,000	\$0	\$5,000	\$5,000
503 549 390	Landscaping	\$0	\$0	\$0	\$0	\$0	\$0	\$0
503 549 411	Interest	\$0	\$2,700	\$15,656	\$0	\$0	\$0	\$0
	Total Expenditures	\$76,374	\$434,701	\$278,373	\$412,613	\$19,747	\$106,744	\$106,000

Fund: Parks & Recreation

Activity: Capital Projects

ACCOUNT NO.	DESCRIPTION	2009 ACTUAL	2010 ACTUAL	2011 ACTUAL	2012 ADOPTED	2012 Y.T.D.	2012 ESTIMATED	2013 ADOPTED
	Prior Year Balance	\$0	\$10,000	(\$381,403)	\$0	(\$366,508)	(\$366,508)	\$40,000
503 3310	Riverside ISTEAs Funds	\$0	\$0	\$0	\$0	\$0	\$0	\$0
503 3614	Bond Proceeds	\$0	\$0	\$0	\$0	\$0	\$0	\$0
503 3340	Trails Grant	\$0	\$0	\$0	\$0	\$0	\$0	\$0
503 3341	LWCF	\$0	\$0	\$0	\$0	\$0	\$40,000	\$0
503 3660	Private Donations	\$11,462	\$0	\$0	\$0	\$0	\$0	\$0
503 3661	Private Donations - Alcoa	\$0	\$0	\$0	\$0	\$0	\$0	\$0
503 3910	Transfer from General Fund	\$74,912	\$43,298	\$293,268	\$412,613	\$0	\$473,252	\$66,000
503 3923	Transfer from BBB	\$0	\$0	\$0	\$0	\$0	\$0	\$0
503 3966	Transfer from TID#1	\$0	\$0	\$0	\$0	\$0	\$0	\$0
503 2121	LOAN	\$0	\$0	\$0	\$0	\$0	\$0	\$0
503 3922	Park Improvement Fund	\$0	\$0	\$0	\$0	\$0	\$0	\$0
	Total Funds Available	\$86,374	\$53,298	(\$88,135)	\$412,613	(\$366,508)	\$146,744	\$106,000
	Total Expenditures	\$76,374	\$434,701	\$278,373	\$412,613	\$19,747	\$106,744	\$106,000
	Ending Balance	\$10,000	(\$381,403)	(\$366,508)	\$0	(\$386,255)	\$40,000	\$0

INFRASTRUCTURE IMPROVEMENT CONSTRUCTION ACCOUNT #504

PURPOSE OF THIS DEPARTMENT: Why does this department exist?

The purpose of the Infrastructure Improvement – Construction Fund is to help fund special assessment construction projects in the City of Yankton that improve the city’s infrastructure.

OBJECTIVES FOR REACHING OUR GOALS:

- Establish public hearings as per SDCL to begin the process of the special assessment projects on any citizen initiated petition projects.
-

INTENDED OUTCOMES FROM BUDGET EXPENDITURES

This budgeted account responds to the community’s ongoing requests for roadway and alley improvements in developed neighborhoods with multiple owners. Assessment districts are formed using a regimented process guided by state law.

City of Yankton
Adopted 2013 Budget

Fund: Infrastructure Imp.-Construction

Activity: Capital Projects

ACCOUNT NO.	DESCRIPTION	2009 ACTUAL	2010 ACTUAL	2011 ACTUAL	2012 ADOPTED	2012 Y.T.D.	2012 ESTIMATED	2013 ADOPTED
504 581 384	5th to 6th - Between Picotte & Burleigh	\$0	\$0	\$31,584	\$0	\$0	\$0	\$0
504 581 388	Green St, 23rd to 25th	\$0	\$0	\$0	\$0	\$0	\$0	\$0
504 581 390	Alley 7th-8th, Broadway & Linn	\$6,203	\$0	\$0	\$0	\$0	\$0	\$0
504 581 391	Douglas (Anna to 31st)	\$0	\$252	\$0	\$0	\$0	\$0	\$0
504 581 392	Alley	\$0	\$0	\$0	\$35,000	\$0	\$35,000	\$35,000
504 581 395	15th St.-Summit to WCLR	\$11,450	\$27,050	\$5,300	\$50,000	\$0	\$0	\$50,000
504 581 399	Alley 7th to 8th, Linn & Locust	\$0	\$26,669	\$0	\$0	\$0	\$0	\$0
	Total Expenditures	\$17,653	\$53,971	\$36,884	\$85,000	\$0	\$35,000	\$85,000

Fund: Infrastructure Imp.-Construction

Activity: Capital Projects

ACCOUNT NO.	DESCRIPTION	2009 ACTUAL	2010 ACTUAL	2011 ACTUAL	2012 ADOPTED	2012 Y.T.D.	2012 ESTIMATED	2013 ADOPTED
	Prior Year Balance	(\$129,486)	\$8,099	\$5,328	\$0	\$22,932	\$22,932	\$81,633
504 3340	Green Street Culvert Grant	\$0	\$0	\$0	\$0	\$0	\$0	\$0
504 3614	Amount To Be Provided	\$0	\$0	\$0	\$0	\$0	\$0	\$0
504 3924	Transfer-Infra. Imp. Revolving	\$155,238	\$51,200	\$54,488	\$70,000	\$0	\$70,000	\$70,000
504 3950	Transfer from Second Penny	\$0	\$0	\$0	\$23,701	\$0	\$23,701	\$23,701
	Total Funds Available	\$25,752	\$59,299	\$59,816	\$93,701	\$22,932	\$116,633	\$175,334
	Total Expenditures	\$17,653	\$53,971	\$36,884	\$85,000	\$0	\$35,000	\$85,000
	Ending Balance	\$8,099	\$5,328	\$22,932	\$8,701	\$22,932	\$81,633	\$90,334

GENERAL SALES AND USE TAX ACCOUNT #506

PURPOSE OF THIS DEPARTMENT: Why does this department exist?

The purpose of the sales and use tax capital improvements fund is to provide an appropriation for the additional 1 percent sales tax, which was originally enacted on July 1, 1993, subsequently amended to 0.86 percent on January 1, 2004, and as provided for in Section 22.5 of the Code of Ordinances. The usage of the revenue from the additional 0.86 percent sales tax is restricted for capital improvements. These revenues may be used for capital improvements, land acquisitions, and debt retirement for a joint building project with the Yankton School District (Summit Activity Center) including parking, street and utility improvements. These revenues can also be used for street reconstruction and storm water drainage system improvements throughout our City.

DEPARTMENT PERSONNEL: None

GOALS OF THIS DEPARTMENT: What will this department attempt to accomplish this year?

- To maintain a comprehensive long-term capital improvement program that addresses the Summit Activity Center, City's street, and storm drainage system capital improvements.
-

INTENDED OUTCOMES FROM BUDGET EXPENDITURES

This account provides for ongoing expenditures associated with the basic street transportation system needs in the community to maintain safe roadways that are in good condition. Street improvements have been identified through the annual street pavement management inspection program and incorporated into the 5-year Capital Improvement Program. Specific projects are listed along with continuing initiatives. The City cost share associated with street improvements for economic development and assessment projects are also identified. Improvements are prioritized and current projects are listed in this account for 2013.

In maintaining a comprehensive long-term capital improvement program that addresses the Summit Activities Center, the 2013 budget will enhance the aesthetics of the landscaping around the SAC entrance, in parking area islands, and in the arboretum. It will also maintain the safety and functionality of the parking area by re-stripping the lot.

City of Yankton
Adopted 2013 Budget

Fund: Special Capital Improvement Fund

Activity: Capital Projects

ACCOUNT NO.	DESCRIPTION	2009 ACTUAL	2010 ACTUAL	2011 ACTUAL	2012 ADOPTED	2012 Y.T.D.	2012 ESTIMATED	2013 ADOPTED
506 571 202	Professional Services	\$5,050	\$358	\$0	\$0	\$0	\$0	\$0
506 571 350	Summit Activities Center	\$203,472	\$177,061	\$106,705	\$65,310	\$2,056	\$34,265	\$46,640
506 572 202	Professional Services	\$835	\$699	\$574	\$835	\$217	\$835	\$835
506 572 371	Cedar RR Crossing Improvements	\$0	\$0	\$2,870	\$0	\$0	\$0	\$0
506 572 375	Cedar RR Crossing Improvements	\$0	\$0	\$903	\$0	\$0	\$0	\$0
506 572 376	Open asphalt	\$587,065	\$635,123	\$460,763	\$500,000	\$15,174	\$500,000	\$550,000
506 572 377	8th Street, Burleigh to Ferdig	\$0	\$0	\$0	\$876,000	\$0	\$0	\$0
506 572 378	Douglas, 25th to 350' N of Anna	\$0	\$0	\$0	\$514,000	\$18,205	\$514,000	\$0
506 572 379	31st Street - Pedestrian Enhancements	\$0	\$0	\$0	\$25,000	\$0	\$25,000	\$0
506 572 380	North Broadway Development	\$0	\$0	\$0	\$160,000	\$0	\$0	\$0
506 572 381	3rd Street, Green to HWY 81	\$0	\$0	\$0	\$390,000	\$24,042	\$390,000	\$0
506 572 382	31st Street - Lighting Project	\$0	\$0	\$0	\$0	\$43	\$50,000	\$0
506 572 383	Maple Street-8th to 10th & 9th Street-Maple E	\$132,402	\$0	\$0	\$0	\$0	\$0	\$0
506 572 384	Mulberry, 23rd to Donohoe	\$0	\$0	\$0	\$0	\$0	\$0	\$1,310,000
506 572 385	West City Limits Road	\$0	\$0	\$0	\$300,000	\$0	\$300,000	\$300,000
506 572 386	Bill Baggs Road, HWY 50 to Alumax Road	\$0	\$0	\$0	\$657,000	\$0	\$0	\$1,022,000
506 572 387	Bill Baggs Road Extension	\$0	\$0	\$0	\$22,000	\$0	\$22,000	\$0
506 572 388	Park Street, 8th to 10th	\$0	\$0	\$0	\$80,000	\$0	\$80,000	\$0
506 572 389	Downtown Improvements	\$0	\$0	\$53,249	\$698,000	\$20,602	\$698,000	\$400,000
506 572 390	Street Reconstruction	\$74,414	\$51,129	\$64,872	\$75,000	\$49,517	\$75,000	\$75,000
506 572 392	Picotte, 4th to 6th	\$0	\$0	\$245,103	\$0	\$0	\$0	\$0
506 572 393	8th & Summit Intersection	\$0	\$0	\$92,493	\$0	\$0	\$0	\$0
506 572 394	Riverside Drive - Broadway to Green	\$0	\$0	\$0	\$410,000	\$0	\$0	\$450,000
506 572 395	4th Street Reconstruction - City's Share	\$0	\$0	\$0	\$0	\$0	\$0	\$50,000
506 572 397	Locust, 4th to 8th	\$0	\$0	\$376,391	\$0	\$0	\$0	\$0
506 572 588	Transfer to Pub Imp (Alcoa/Gehl/Brwnflds)	\$0	\$0	\$0	\$0	\$0	\$1,750,000	\$0
506 572 610	Transfer to General Fund	\$0	\$0	\$0	\$0	\$0	\$0	\$0
506 572 626	Transfer to Bridge & Street Fund	\$0	\$0	\$0	\$101,602	\$0	\$91,602	\$79,602
506 572 634	Loan to TID #5 (Payment to YAPG)	\$0	\$0	\$0	\$0	\$0	\$175,000	\$260,000
506 572 656	Transfer to Infrastructure Improvement	\$0	\$0	\$0	\$23,701	\$0	\$0	\$0
506 573 390	Storm Sewer Construction	\$0	\$0	\$0	\$12,000	\$0	\$12,000	\$12,000
506 573 399	Marne Creek Tributary Master Plan Drainage	\$0	\$0	\$0	\$0	\$0	\$0	\$25,000
506 573 623	Transfer to Marne Creek Fund	\$4,625	\$8,953	\$0	\$83,019	\$0	\$60,000	\$60,000
506 574 362	5th Street, Douglas to HWY 81	\$0	\$0	\$0	\$0	\$0	\$0	\$487,000
506 574 363	Alumax Road, Whiting to RR	\$0	\$0	\$0	\$0	\$0	\$0	\$282,000
506 574 371	Cedar Street, 10th to 17th	\$0	\$174,111	\$0	\$0	\$0	\$0	\$0
506 574 372	Peninah, Whiting to Karen	\$733,683	\$0	\$0	\$0	\$0	\$0	\$0
506 574 373	Permanent Pavement Markings	\$61,037	\$57,643	\$32,040	\$80,000	\$8,807	\$80,000	\$80,000
506 574 374	Summit Street, 9th to 15th (STIP)	\$0	\$0	\$0	\$1,140,000	\$6,180	\$1,140,000	\$0
506 574 375	15th Street, Whiting to Burleigh (STIP)	\$0	\$0	\$0	\$1,212,000	\$1,940	\$1,212,000	\$0
506 574 376	ROW Acquisition (STIP)	\$0	\$0	\$0	\$0	\$0	\$145,000	\$0
506 574 381	Downtown Alleys	\$52,475	\$0	\$0	\$85,000	\$0	\$85,000	\$135,000
506 574 385	Mulberry Street - 8th to 15th	\$428,072	\$0	\$0	\$0	\$0	\$0	\$0
506 574 390	Crushed Salvaged Concrete	\$0	\$182,250	\$0	\$200,000	\$159,920	\$200,000	\$0
506 574 391	Broadway - Hwy 81 Reconstruction	\$1,510	\$0	\$0	\$0	\$0	\$0	\$0
506 574 392	21st Street, Peninah to Valley Road	\$0	\$0	\$137,665	\$0	\$0	\$0	\$0
506 574 394	Peninah Street, Karen to 21st	\$0	\$170,451	\$0	\$0	\$0	\$0	\$0
506 574 395	Pine Street, 8th to 10th	\$0	\$192,399	\$0	\$0	\$0	\$0	\$0
506 574 396	8th Street, 1 1/2 BLK West 81	\$0	\$96,824	\$0	\$0	\$0	\$0	\$0
506 574 397	6th Street, Linn to Maple	\$0	\$212,158	\$0	\$0	\$0	\$0	\$0
506 574 398	Peninah, North of 31st	\$0	\$12	\$225,666	\$0	\$0	\$0	\$0
506 574 399	Douglas 23rd to 25th (STIP)	\$0	\$0	\$0	\$535,000	\$590	\$535,000	\$0
	Total Expenditures	\$2,284,769	\$1,959,171	\$1,799,294	\$8,245,467	\$307,293	\$8,174,702	\$5,625,077

City of Yankton
Adopted 2013 Budget

Fund: **Special Capital Improvement Fund**

Activity: **Capital Projects**

ACCOUNT NO.	DESCRIPTION	2009 ACTUAL	2010 ACTUAL	2011 ACTUAL	2012 ADOPTED	2012 Y.T.D.	2012 ESTIMATED	2013 ADOPTED
	Prior Year Balance	\$3,334,353	\$3,490,372	\$3,855,622	\$1,511,730	\$4,493,664	\$4,493,664	\$876,874
506 3140	General Sales and Use Tax	\$2,290,851	\$2,279,734	\$2,325,154	\$2,418,570	\$307,112	\$2,441,412	\$3,208,104
506 3310	Bus Barn Parking Grant	\$32,270	\$0	\$0	\$0	\$0	\$0	\$0
506 3343	Federal Aid Urban	\$0	\$0	\$0	\$2,100,000	\$0	\$2,100,000	\$2,100,000
506 3390	Yankton School District	\$80,699	\$0	\$49,741	\$0	\$0	\$0	\$0
506 3437	Equipment & Material Charge - Streets	\$0	\$5,349	\$0	\$0	\$0	\$0	\$0
506 3610	Interest	\$35,796	\$39,338	\$62,441	\$30,000	\$8,951	\$16,500	\$12,000
506 3660	Donation from private	\$1,172	\$0	\$0	\$0	\$0	\$0	\$0
	Revenues Subtotal	\$2,440,788	\$2,324,421	\$2,437,336	\$4,548,570	\$316,063	\$4,557,912	\$5,320,104
	Total Funds Available	\$5,775,141	\$5,814,793	\$6,292,958	\$6,060,300	\$4,809,727	\$9,051,576	\$6,196,978
506 574 390	Debt Service Reserve - Current	\$0	\$0	\$0	\$0	\$0	\$0	\$0
	Subtotal	\$5,775,141	\$5,814,793	\$6,292,958	\$6,060,300	\$316,063	\$9,051,576	\$6,196,978
	Total Expenditures	\$2,284,769	\$1,959,171	\$1,799,294	\$8,245,467	\$307,293	\$8,174,702	\$5,625,077
	Ending Balance	\$3,490,372	\$3,855,622	\$4,493,664	(\$2,185,167)	\$8,770	\$876,874	\$571,901

<p style="text-align: center;">TAX INCREMENT DISTRICT #2 – Morgan Square ACCOUNT #509</p>
--

PURPOSE OF THIS DEPARTMENT: Why does this department exist?

The purpose of the Tax Increment District #2 – Morgan Square included the cost of improvements in tax increment financing District No. 2. State Law limits the time period for the installation of improvements with TID Funds to five years from the creation of the TID. The purpose of the fund is to collect TID #2 taxes, pay for current authorized expenditures, and to refund annual balances to the developer until public infrastructure expenses previously paid by the developer are retired.

City of Yankton
Adopted 2013 Budget

Fund: TID #2 Morgan Square

Activity: Capital Projects

ACCOUNT NO.	DESCRIPTION	2009 ACTUAL	2010 ACTUAL	2011 ACTUAL	2012 ADOPTED	2012 Y.T.D.	2012 ESTIMATED	2013 ADOPTED
509 509 204	Southeast Properties, LLC	\$23,597	\$25,558	\$30,993	\$30,994	\$0	\$53,805	\$53,805
	Total Expenditures	\$23,597	\$25,558	\$30,993	\$30,994	\$0	\$53,805	\$53,805

Fund: TID #2 Morgan Square

Activity: Capital Projects

ACCOUNT NO.	DESCRIPTION	2009 ACTUAL	2010 ACTUAL	2011 ACTUAL	2012 ADOPTED	2012 Y.T.D.	2012 ESTIMATED	2013 ADOPTED
	Prior Year Balance	\$0	\$0	\$0	\$0	\$0	\$0	\$0
509 31xx	TID #2 Taxes - current	\$23,597	\$25,558	\$30,993	\$30,994	\$26,902	\$53,805	\$53,805
509 3190	Penalty & Interest on Del Taxes	\$0	\$0	\$0	\$0	\$0	\$0	\$0
	Subtotal Revenues	\$23,597	\$25,558	\$30,993	\$30,994	\$26,902	\$53,805	\$53,805
	Total Funds Available	\$23,597	\$25,558	\$30,993	\$30,994	\$26,902	\$53,805	\$53,805
	Less Expenditures	\$23,597	\$25,558	\$30,993	\$30,994	\$0	\$53,805	\$53,805
	Ending Balance (excl land inventory)	\$0	\$0	\$0	\$0	\$26,902	\$0	\$0

**TAX INCREMENT DISTRICT #5 – Menards
ACCOUNT #510**

PURPOSE OF THIS DEPARTMENT: Why does this department exist?

The purpose of the Tax Increment District #5 – Greenbow Development LLC and Menard, Inc. included the cost of public improvements and site development in tax increment financing District No. 5. State Law limits the time period for the installation of improvements with TID Funds to five years from the creation of the TID. The purpose of the fund is to collect TID #5 taxes, pay for current authorized expenditures, and to reimburse the general fund for purchases made with revenues generated from the bond issuance.

City of Yankton
Adopted 2013 Budget

Fund: **TID #5 Menards**

Activity: **Capital Projects**

ACCOUNT NO.	DESCRIPTION	2009 ACTUAL	2010 ACTUAL	2011 ACTUAL	2012 ADOPTED	2012 Y.T.D.	2012 ESTIMATED	2013 ADOPTED
510 510 202	Professional Services	\$0	\$0	\$0	\$0	\$0	\$0	\$0
510 510 6xx	Payment to YAPG (Sales Tax)	\$0	\$0	\$0	\$0	\$0	\$175,000	\$260,000
510 510 634	Transfer to Debt Service (Property Tax + BBB)	\$0	\$0	\$0	\$3,200	\$0	\$192,398	\$192,398
510 510 610	Transfer to General Fund - TID #5	\$0	\$0	\$0	\$0	\$0	\$0	\$0
	Total Expenditures	\$0	\$0	\$0	\$3,200	\$0	\$367,398	\$452,398

Fund: **TID #5 Menards**

Activity: **Capital Projects**

ACCOUNT NO.	DESCRIPTION	2009 ACTUAL	2010 ACTUAL	2011 ACTUAL	2012 ADOPTED	2012 Y.T.D.	2012 ESTIMATED	2013 ADOPTED
	Prior Year Balance	\$0	\$0	\$0	\$0	\$0	\$0	\$0
510 31xx	TID #2 Taxes - current	\$0	\$0	\$0	\$3,200	\$40	\$40	\$140,000
510 31xx	TID #2 Taxes - delinquent	\$0	\$0	\$0	\$0	\$0	\$0	\$0
510 3190	Penalty & Interest on Del Taxes	\$0	\$0	\$0	\$0	\$0	\$0	\$0
510 3610	Interest	\$0	\$0	\$0	\$0	\$0	\$0	\$0
510 3910	Loan from General Fund (Debt Service / BBB)	\$0	\$0	\$0	\$0	\$0	\$192,358	\$52,398
510 3910	Loan from General Fund (Sales Tax to YAPG)	\$0	\$0	\$0	\$0	\$0	\$175,000	\$260,000
	Subtotal Revenues	\$0	\$0	\$0	\$3,200	\$40	\$367,398	\$452,398
	Total Funds Available	\$0	\$0	\$0	\$3,200	\$40	\$367,398	\$452,398
	Less Expenditures	\$0	\$0	\$0	\$3,200	\$0	\$367,398	\$452,398
	Ending Balance	\$0	\$0	\$0	\$0	\$40	\$0	\$0

WATER ACCOUNT #601

PURPOSE OF THIS DEPARTMENT: Why does this department exist?

To maintain and operate the distribution and treatment facility to meet federal and state regulations, have a minimum impact on the environment, an enhancing the quality of life for the community.

DEPARTMENT PERSONNEL: .5 Utility Director, .5 Distribution Superintendent, one Plant Superintendent, one Plant Maintenance Superintendent, four Plant Operators and two Maintenance Personnel.

GOALS OF THIS DEPARTMENT: What will this department attempt to accomplish this year?

- 1 Provide safe, pleasing drinking water.
-

OBJECTIVES FOR REACHING OUR GOALS:

- Meet 100% of reportable standards
 - Establish baseline ratings for citizen satisfaction components
-

INTENDED OUTCOMES FROM BUDGET EXPENDITURES

This year's budget presents a plan to maintain a safe and reliable drinking water system that meets the City's current and future demands, through routine and specialized system improvements. Additionally, this year's budget sets out the task of planning for large scale improvements within the treatment system to meet current and future water quality standards. The 2013 budget will be used to explore new technologies to improve efficiency, reliability, and sustainability.

City of Yankton
Adopted 2013 Budget

Fund: **Water**

Function: **Operations**

Activity: **Utilities Department**

ACCOUNT NO.	DESCRIPTION	2009 ACTUAL	2010 ACTUAL	2011 ACTUAL	2012 ADOPTED	2012 Y.T.D.	2012 ESTIMATED	2013 ADOPTED
	Operating Revenues	\$2,844,185	\$3,068,562	\$3,272,404	\$3,091,390	\$1,057,371	\$3,598,592	\$3,499,000
	Operating Expenses:							
	Personnel Services	\$562,303	\$600,726	\$597,862	\$654,105	\$251,777	\$674,486	\$702,002
	Insurance	\$44,668	\$47,030	\$50,226	\$57,710	\$50,536	\$54,962	\$57,710
	Professional Services	\$91,669	\$40,586	\$39,168	\$64,100	\$13,839	\$64,100	\$64,100
	State Fees	\$5,000	\$5,000	\$5,000	\$6,000	\$5,000	\$6,000	\$6,000
	Repairs & Maintenance	\$158,803	\$823,486	\$306,982	\$216,000	\$150,920	\$376,150	\$251,000
	Supplies & Materials	\$192,440	\$187,058	\$219,634	\$208,900	\$109,899	\$275,900	\$235,900
	Travel & Conference	\$2,772	\$2,389	\$1,813	\$3,450	\$539	\$3,450	\$3,450
	Utilities	\$160,708	\$161,171	\$173,185	\$211,000	\$76,282	\$211,000	\$211,000
	Billing & Administration	\$571,968	\$589,127	\$606,800	\$625,004	\$312,502	\$606,800	\$625,004
	Depreciation	\$476,823	\$506,675	\$515,313	\$506,675	\$214,969	\$515,313	\$515,313
	Total Operating Expenses	\$2,267,154	\$2,963,248	\$2,515,983	\$2,552,944	\$1,186,263	\$2,788,161	\$2,671,479
	Total Operating Income(Loss)	\$577,031	\$105,314	\$756,421	\$538,446	(\$128,892)	\$810,431	\$827,521
	Non-Operating Revenue(Expense)							
	Interest	\$21,710	\$25,194	\$31,473	\$20,000	\$8,359	\$15,000	\$12,000
	Reimbursements	\$1,251	\$0	\$10,233	\$0	\$5,467	\$5,467	\$0
	Miscellaneous	\$2,906	\$5,742	\$8,256	\$2,000	\$1,511	\$1,993	\$2,000
	Interest/Capital Lease	\$0	\$0	\$0	\$0	\$0	\$0	\$0
	Interest/SRF Loan	(\$123,829)	(\$156,757)	(\$218,093)	(\$234,237)	(\$165,013)	(\$234,237)	(\$226,320)
	Contributed Capital	\$0	\$0	\$0	\$0	\$0	\$0	\$0
	Net Income Before Transfers	\$479,069	(\$20,507)	\$588,290	\$326,209	(\$278,568)	\$598,654	\$615,201
	Operating Transfer Out	\$52,000	\$52,000	\$52,000	\$52,000	\$26,000	\$52,000	\$52,000
	Net Income	\$427,069	(\$72,507)	\$536,290	\$274,209	(\$304,568)	\$546,654	\$563,201

City of Yankton
Adopted 2013 Budget

Fund: **Water**

Function: **Water Revenue**

Activity: **Utilities Department**

ACCOUNT NO.	DESCRIPTION	2009 ACTUAL	2010 ACTUAL	2011 ACTUAL	2012 ADOPTED	2012 Y.T.D.	2012 ESTIMATED	2013 ADOPTED
601 3612	Sale of Fixed Assets	\$0	\$0	\$38	\$0	\$1,592	\$1,592	\$0
601 3810	Metered Sales	\$2,727,130	\$2,956,696	\$3,168,993	\$2,979,390	\$1,014,395	\$3,500,000	\$3,400,000
601 3811	Bulk Sales	\$5,274	\$3,515	\$3,694	\$7,000	\$1,236	\$4,000	\$4,000
601 3812	Sale Service & Material	\$48,141	\$44,817	\$38,549	\$40,000	\$13,428	\$40,000	\$40,000
601 3814	Late Charge	\$63,640	\$63,534	\$61,130	\$65,000	\$26,720	\$53,000	\$55,000
	Total Operating Revenues	\$2,844,185	\$3,068,562	\$3,272,404	\$3,091,390	\$1,057,371	\$3,598,592	\$3,499,000
601 3342	CDBG Booster Station	\$0	\$0	\$0	\$0	\$0	\$0	\$0
602 3350	Feasibility Study Grant	\$0	\$0	\$0	\$0	\$0	\$0	\$0
602 3962	State Revolving Fund Loan	\$0	\$0	\$0	\$0	\$0	\$0	\$0
604 3310	10% ARRA Grant	\$39,831	\$316,544	\$0	\$0	\$0	\$0	\$0
604 3614	State Revolving Fund Loan	\$99,688	\$2,605,661	\$1,118,297	\$1,000,000	\$807,973	\$4,810,000	\$1,000,000
	Total Operating & Other Revenues	\$2,983,704	\$5,990,767	\$4,390,701	\$4,091,390	\$1,865,344	\$8,408,592	\$4,499,000
601 3615	Misc Reimbursements	\$0	\$0	\$807	\$0	\$2,500	\$2,500	\$0
601 3640	Compensation Loss & Damage	\$1,251	\$0	\$10,233	\$0	\$5,467	\$5,467	\$0
601 3665	Contri Capital Rev - Customer	\$0	\$0	\$0	\$0	\$0	\$0	\$0
601 3666	Contri Capital Rev - Other	\$0	\$0	\$0	\$0	\$0	\$0	\$0
601 3821	Other Non Operational - Water	\$0	\$2,120	\$0	\$0	\$0	\$0	\$0
602 3610	Interest	\$21,710	\$25,194	\$31,473	\$20,000	\$8,359	\$15,000	\$12,000
602 3820	Special Hook-Up Fees	\$0	\$0	\$0	\$0	\$0	\$0	\$0
602 3821	Other Non-operational	\$2,882	\$3,655	\$8,251	\$2,000	\$1,520	\$2,000	\$2,000
602 3822	Cash(Long)	\$26	\$15	\$5	\$0	\$3	\$5	\$0
	Total Nonoperating Revenues	\$25,869	\$30,984	\$49,962	\$22,000	\$15,349	\$22,472	\$14,000

City of Yankton
Adopted 2013 Budget

Fund: **Water**

Function: **Operation Expenses**

Activity: **Utilities Department**

ACCOUNT NO.	DESCRIPTION	2009 ACTUAL	2010 ACTUAL	2011 ACTUAL	2012 ADOPTED	2012 Y.T.D.	2012 ESTIMATED	2013 ADOPTED
601 601 101	Regular Salaries & Wages	\$416,923	\$437,607	\$433,659	\$461,194	\$178,887	\$461,194	\$480,730
601 601 102	Temp. Salaries & Wages	\$1,972	\$0	\$0	\$6,000	\$232	\$6,000	\$6,000
601 601 103	Overtime Wages	\$15,624	\$22,114	\$21,116	\$11,000	\$11,891	\$30,000	\$25,000
601 601 111	OASI	\$32,443	\$34,736	\$33,655	\$36,582	\$14,383	\$38,035	\$39,147
601 601 121	Retirement	\$25,951	\$27,583	\$26,785	\$28,332	\$11,447	\$28,332	\$30,344
601 601 131	Worker's Compensation	\$8,321	\$8,516	\$8,990	\$23,292	(\$203)	\$23,292	\$24,457
601 601 132	Group Insurance	\$60,627	\$68,689	\$75,210	\$86,193	\$34,687	\$86,193	\$94,812
601 601 133	Unemployment Insurance	\$442	\$1,481	\$702	\$1,512	\$453	\$1,440	\$1,512
	Subtotal Personnel Services	\$562,303	\$600,726	\$597,862	\$654,105	\$251,777	\$674,486	\$702,002
601 601 201	Insurance	\$44,668	\$47,030	\$50,226	\$57,710	\$50,536	\$54,962	\$57,710
601 601 202	Professional Services	\$73,852	\$31,442	\$25,873	\$50,000	\$12,208	\$50,000	\$50,000
601 601 203	Audit	\$15,713	\$7,776	\$6,797	\$12,000	\$1,344	\$12,000	\$12,000
601 601 205	State Permit Fee	\$5,000	\$5,000	\$5,000	\$6,000	\$5,000	\$6,000	\$6,000
601 601 208	Locates	\$894	\$978	\$988	\$1,500	\$19	\$1,500	\$1,500
601 601 211	Publishing	\$1,210	\$390	\$5,510	\$600	\$268	\$600	\$600
601 601 221	Rep. & Maint. - Plant	\$29,831	\$58,410	\$67,785	\$60,000	\$69,021	\$190,000	\$70,000
601 601 222	Rep. & Maint. - Vehicles	\$104	\$202	\$725	\$2,500	\$684	\$2,500	\$2,500
601 601 223	Rep. & Maint. - Buildings	\$8,219	\$5,138	\$4,961	\$4,500	\$1,307	\$4,500	\$4,500
601 601 224	Rep. & Maint. - Central Garage	\$15,046	\$13,680	\$14,407	\$23,000	\$5,796	\$18,000	\$23,000
601 601 225	Rep. & Maint. - Other	\$0	\$765	\$933	\$0	\$145	\$150	\$0
601 601 226	Rep. & Maint. - Distribution	\$37,891	\$691,063	\$92,810	\$75,000	\$28,184	\$75,000	\$75,000
601 601 227	Rep. & Maint. - Meters	\$47,544	\$54,228	\$62,508	\$16,000	\$15,282	\$16,000	\$16,000
601 601 228	Sludge Removal	\$20,168	\$0	\$62,853	\$35,000	\$30,501	\$70,000	\$60,000
601 601 231	Postage	\$11,449	\$13,421	\$10,308	\$17,000	\$3,900	\$17,000	\$17,000
601 601 232	Office Supplies	\$1,690	\$937	\$1,978	\$1,200	\$239	\$1,200	\$1,200
601 601 234	Copies	\$248	\$287	\$300	\$350	\$17	\$350	\$350
601 601 235	Subscriptions & Publications	\$30	\$87	\$0	\$250	\$0	\$250	\$250
601 601 236	Janitorial Supplies	\$857	\$1,553	\$1,495	\$850	\$344	\$850	\$850
601 601 240	Chemical & Gases	\$174,279	\$165,083	\$196,269	\$185,000	\$102,397	\$250,000	\$210,000
601 601 241	Agricultural Supplies	\$1,202	\$1,127	\$1,375	\$1,000	\$768	\$1,000	\$1,000
601 601 243	Med., Safety, & Lab. Supplies	\$2,215	\$3,208	\$5,776	\$2,000	\$1,763	\$4,000	\$4,000
601 601 244	Uniforms & Dry Goods	\$275	\$250	\$630	\$600	\$55	\$600	\$600
601 601 247	Small Tools & Hardware	\$195	\$1,105	\$1,503	\$650	\$416	\$650	\$650
601 601 261	Membership Dues	\$612	\$977	\$1,013	\$950	\$539	\$950	\$950
601 601 264	Schools	\$2,160	\$1,412	\$800	\$2,500	\$0	\$2,500	\$2,500
601 601 271	Telephone	\$5,969	\$6,078	\$6,089	\$5,500	\$2,499	\$5,500	\$5,500
601 601 272	Electricity	\$127,722	\$127,092	\$139,219	\$160,000	\$58,738	\$160,000	\$160,000
601 601 273	Fuel-Heating	\$26,641	\$27,585	\$27,461	\$45,000	\$14,869	\$45,000	\$45,000
601 601 276	Landfill	\$376	\$416	\$416	\$500	\$176	\$500	\$500
601 601 281	Billing & Administration	\$571,968	\$589,127	\$606,800	\$625,004	\$312,502	\$606,800	\$625,004
601 601 291	Depreciation	\$476,823	\$506,675	\$515,313	\$506,675	\$214,969	\$515,313	\$515,313
	Subtotal Other Current Expenditures	\$1,704,851	\$2,362,522	\$1,918,121	\$1,898,839	\$934,486	\$2,113,675	\$1,969,477
	Total Operating Expenses	\$2,267,154	\$2,963,248	\$2,515,983	\$2,552,944	\$1,186,263	\$2,788,161	\$2,671,479

City of Yankton
Adopted 2013 Budget

Fund: **Water**

Function: **Improvements & Extension**

Activity: **Utilities Department**

ACCOUNT NO.	DESCRIPTION	2009 ACTUAL	2010 ACTUAL	2011 ACTUAL	2012 ADOPTED	2012 Y.T.D.	2012 ESTIMATED	2013 ADOPTED
	Revenues:							
	Net Income	\$427,069	(\$72,507)	\$536,290	\$274,209	(\$304,568)	\$546,654	\$563,201
	Depreciation	\$476,823	\$506,675	\$515,313	\$506,675	\$214,969	\$515,313	\$515,313
	Grants & Loans	\$139,519	\$2,922,205	\$1,118,297	\$1,000,000	\$807,973	\$4,810,000	\$1,000,000
	Beginning Balance	\$2,117,264	\$2,324,744	\$2,597,031	\$314,619	\$3,782,721	\$3,782,721	\$3,549,449
	Total Funds Available	\$3,160,675	\$5,681,117	\$4,766,931	\$2,095,503	\$4,501,095	\$9,654,688	\$5,627,963
	Application of Funds Available:							
	Principal	\$155,161	\$185,069	\$228,271	\$350,239	\$253,697	\$350,239	\$367,296
	Equipment	\$3,090	\$18,733	\$1,560	\$143,000	\$0	\$155,000	\$123,500
	Main Replacement / Extension	\$647,131	\$2,817,051	\$640,505	\$1,930,000	\$80	\$5,525,000	\$312,000
	Capital Repair and Maintenance	\$0	\$0	\$0	\$0	\$0	\$0	\$111,000
	WTP Repairs	\$0	\$0	\$0	\$1,000,000	\$0	\$0	\$1,000,000
	Reserve for Future Improvements	\$0	\$20,032	\$0	\$75,000	\$0	\$75,000	\$75,000
	Total Applied	\$805,382	\$3,040,885	\$870,336	\$3,498,239	\$253,777	\$6,105,239	\$1,988,796
	Due To / Due From	\$30,549	\$43,201	\$113,874	\$0	\$0	\$0	\$0
	Ending Balance	\$2,324,744	\$2,597,031	\$3,782,721	(\$1,402,736)	\$4,247,318	\$3,549,449	\$3,639,167

City of Yankton
Adopted 2013 Budget

Fund: **Water**

Function: **Improvements & Extensions**

Activity: **Utilities Department**

ACCOUNT NO.	DESCRIPTION	2009 ACTUAL	2010 ACTUAL	2011 ACTUAL	2012 ADOPTED	2012 Y.T.D.	2012 ESTIMATED	2013 ADOPTED
608 608 411	Ind. Park Lease Interest	\$0	\$0	\$0	\$0	\$0	\$0	\$0
604 604 411	State Revolving Fund Interest	\$123,829	\$156,757	\$218,093	\$234,237	\$165,013	\$234,237	\$226,320
	Total Int. & Fiscal Fees	\$123,829	\$156,757	\$218,093	\$234,237	\$165,013	\$234,237	\$226,320
601 601 580	Loss on Assets	\$0	\$0	\$10,584	\$0	\$0	\$0	\$0
602 602 570	Cash Short	\$2	\$48	\$0	\$0	\$12	\$12	\$0
	Total Nonoperating Expense	\$123,831	\$156,805	\$228,677	\$234,237	\$165,025	\$234,249	\$226,320
601 601 610	Transfer to General	\$52,000	\$52,000	\$52,000	\$52,000	\$26,000	\$52,000	\$52,000
602 602 301	Capital Repairs and Maintenance	\$0	\$0	\$0	\$0	\$0	\$0	\$111,000
602 602 310	Water Main Around Airport	\$29,063	\$0	\$0	\$0	\$0	\$0	\$0
602 602 321	Airport 31st to Terminal	\$0	\$49,739	\$0	\$0	\$0	\$0	\$0
602 602 324	Peninah, Whiting To Karen Drive	\$253,093	\$0	\$0	\$0	\$0	\$0	\$0
602 602 325	Raw Water Analysis/Wells	\$186,347	\$2,415,263	\$403,116	\$0	\$0	\$0	\$0
602 602 326	Intake Improvements	\$0	\$0	\$0	\$0	\$0	\$4,000,000	\$0
602 602 327	Maple Street, 8th to 10th	\$44,243	\$0	\$0	\$0	\$0	\$0	\$0
602 602 330	8th Street, 1 1/2 Block West of 81	\$0	\$8,937	\$0	\$0	\$0	\$0	\$0
602 602 331	15th Street, Burleigh to Ferdig	\$0	\$0	\$10,920	\$380,000	\$0	\$380,000	\$0
602 602 332	Mulberry, 8th to 15th - Water Main	\$134,385	\$22,000	\$0	\$0	\$0	\$0	\$0
602 602 333	Summit Street, 9th to 15th	\$0	\$0	\$12,530	\$290,000	\$0	\$290,000	\$0
602 602 337	8th Street, Burleigh to Pearl	\$0	\$178,792	\$0	\$0	\$0	\$0	\$0
602 602 338	Douglas Avenue, 23rd to 25th	\$0	\$0	\$7,840	\$140,000	\$0	\$140,000	\$0
602 602 339	8th Street, Burleigh to Ferdig	\$0	\$0	\$0	\$0	\$0	\$290,000	\$0
602 602 350	Equipment	\$3,090	\$18,733	\$1,560	\$143,000	\$0	\$155,000	\$123,500
602 602 369	Cedar, 10th to 17th	\$0	\$142,320	\$0	\$0	\$0	\$0	\$0
602 602 380	Broadway, 31st to Wilson Trailer	\$0	\$0	\$0	\$0	\$0	\$0	\$60,000
602 602 381	Locust Street, 15th to N. Side of Bridge	\$0	\$0	\$0	\$0	\$0	\$0	\$13,000
602 602 382	West Street, 8th to 9th	\$0	\$0	\$0	\$0	\$0	\$0	\$64,000
602 602 383	Elm Street, 20th to 21st	\$0	\$0	\$0	\$0	\$0	\$50,000	\$0
602 602 387	Summit Street, 8th to 12th	\$0	\$0	\$0	\$0	\$0	\$75,000	\$0
602 602 388	3rd Street, Green to HWY 81	\$0	\$0	\$0	\$45,000	\$0	\$125,000	\$0
602 602 389	Douglas, Anna to 31st	\$0	\$0	\$0	\$0	\$0	\$0	\$175,000
602 602 390	Reserve for Future Imp.	\$0	\$20,032	\$0	\$75,000	\$0	\$75,000	\$75,000
602 602 391	Park Street, 8th to 10th	\$0	\$0	\$148,842	\$0	\$0	\$0	\$0
602 602 392	Picotte Street, 4th to 6th	\$0	\$0	\$57,257	\$0	\$80	\$0	\$0
602 602 395	Riverside Drive, Main Extension to WW Plant	\$0	\$0	\$0	\$0	\$0	\$100,000	\$0
607 607 320	WTP Renovations	\$0	\$0	\$0	\$1,000,000	\$0	\$0	\$1,000,000
604 604 441	State Revolving Fund Principal	\$155,161	\$185,069	\$228,271	\$350,239	\$253,697	\$350,239	\$367,296
	Total Improvements & Extensions	\$805,382	\$3,040,885	\$870,336	\$2,423,239	\$253,777	\$6,030,239	\$1,988,796

City of Yankton
Adopted 2013 Budget

Fund: **Wastewater**

Function: **Operations**

Activity: **Utilities Department**

ACCOUNT NO.	DESCRIPTION	2009 ACTUAL	2010 ACTUAL	2011 ACTUAL	2012 ADOPTED	2012 Y.T.D.	2012 ESTIMATED	2013 ADOPTED
	Operating Revenues	\$2,472,569	\$2,615,285	\$2,684,692	\$2,652,634	\$1,031,560	\$2,810,200	\$3,006,900
	Operating Expenses:							
	Personnel Services	\$483,575	\$555,010	\$533,104	\$621,100	\$220,188	\$603,734	\$632,544
	Insurance	\$71,709	\$76,414	\$79,841	\$98,455	\$81,279	\$88,000	\$92,400
	Professional Services	\$37,263	\$63,699	\$26,622	\$39,700	\$7,764	\$39,700	\$39,700
	State Fees	\$12,500	\$12,500	\$12,500	\$12,500	\$12,500	\$12,500	\$12,500
	Publishing	\$57	\$0	\$20	\$225	\$0	\$225	\$225
	Repairs & Maintenance	\$308,021	\$204,175	\$346,351	\$236,000	\$110,544	\$256,000	\$236,000
	Supplies & Materials	\$46,480	\$45,090	\$54,862	\$64,150	\$13,805	\$59,175	\$64,150
	Travel & Conference	\$1,075	\$1,051	\$654	\$4,600	\$539	\$4,600	\$4,600
	Utilities	\$156,211	\$151,105	\$162,239	\$228,450	\$71,483	\$228,450	\$228,450
	Billing & Administration	\$550,359	\$566,870	\$583,876	\$601,392	\$300,696	\$601,392	\$601,392
	Depreciation	\$1,110,580	\$1,109,086	\$1,102,166	\$1,109,086	\$460,732	\$1,102,166	\$1,102,166
	Total Operating Expenses	\$2,777,830	\$2,785,000	\$2,902,235	\$3,015,658	\$1,279,530	\$2,995,942	\$3,014,127
	Net Operating Income(Loss)	(\$305,261)	(\$169,715)	(\$217,543)	(\$363,024)	(\$247,970)	(\$185,742)	(\$7,227)
	Non-Operating Revenue(Expense)							
	Interest	\$49,140	\$41,988	\$22,758	\$35,000	\$4,444	\$8,000	\$6,000
	Intergovernmental (grant)	\$0	\$0	\$90,455	\$0	\$0	\$0	\$0
	Miscellaneous	\$4,942	\$4,046	\$31,402	\$400	\$4,700	\$7,378	\$2,900
	Interest & Fiscal Charges	(\$458,782)	(\$431,136)	(\$466,330)	(\$509,903)	(\$157,333)	(\$241,865)	(\$223,390)
	Loss on Assets	\$0	\$0	\$38	\$0	\$0	\$0	\$0
	Net Income Before Transfers	(\$709,961)	(\$554,817)	(\$539,220)	(\$837,527)	(\$396,159)	(\$412,229)	(\$221,717)
	Operating Transfer Out	\$40,700	\$40,700	\$40,700	\$40,700	\$20,350	\$40,700	\$40,700
	Net Income	(\$750,661)	(\$595,517)	(\$579,920)	(\$878,227)	(\$416,509)	(\$452,929)	(\$262,417)

WASTEWATER ACCOUNT #611

PURPOSE OF THIS DEPARTMENT: Why does this department exist?

To maintain and operate the collection and treatment facility to meet federal and state regulations, have a minimum impact on the environment, and enhancing the quality of life for the community.

DEPARTMENT PERSONNEL: .5 Utility Director, .5 Collection Superintendent, one Plant Superintendent, two Maintenance Personnel, one Plant Maintenance Superintendent, one Senior Lab Tech, one Lab Tech, two Plant Operators and two part-time weekend operators.

GOALS OF THIS DEPARTMENT: What will this department attempt to accomplish this year?

- 1 To protect the health of the community by discharging a product that meets all federal, state, and local regulations.
- 2 Maximize secondary uses of treatment by-products.

OBJECTIVES FOR REACHING OUR GOALS:

- Meet 100% of reportable standards.
- Establish baseline ratings for citizen satisfaction components.
- Investigate costs of bio-solids program.
- Meet 100% of the criteria within the bio-solids program.

INTENDED OUTCOMES FROM BUDGET EXPENDITURES

The 2013 wastewater budget plan is designed to protect the health of the community, improve service, and meet the standards set by the federal, state and local agencies. Routine replacement of equipment within the collection system and treatment plant is designed to maintain a reliable and efficient system. The budget also addresses large scale improvements to the collection system infrastructure needed to improve reliability and increase capacity in needed areas.

City of Yankton
Adopted 2013 Budget

Fund: **Wastewater**

Estimated Revenue

Activity: **Utilities Department**

ACCOUNT NO.	DESCRIPTION	2009 ACTUAL	2010 ACTUAL	2011 ACTUAL	2012 ADOPTED	2012 Y.T.D.	2012 ESTIMATED	2013 ADOPTED
611 3311	FEMA Federal	\$0	\$0	\$79,813	\$0	\$0	\$0	\$0
611 3340	FEMA State	\$0	\$0	\$10,642	\$0	\$0	\$0	\$0
611 3350	James River Water Development District- Lift :	\$0	\$0	\$0	\$0	\$0	\$0	\$0
611 3610	Interest	\$49,140	\$41,988	\$22,758	\$35,000	\$4,444	\$8,000	\$6,000
611 3612	Gain on Sale of Assets	\$0	\$0	\$38	\$0	\$0	\$0	\$0
611 3614	Contributions-Property Owners	\$0	\$0	\$0	\$0	\$0	\$0	\$0
611 3615	Miscellaneous Reimbursements	\$0	\$0	\$19,371	\$0	\$121	\$121	\$0
611 3620	Rentals - land	\$0	\$0	\$0	\$0	\$0	\$0	\$0
611 3640	Compensation Loss & Damage	\$0	\$0	\$9,447	\$0	\$4,357	\$4,357	\$0
611 3665	Cont Capital Rev - Customer	\$0	\$0	\$0	\$0	\$0	\$0	\$0
611 3666	Cont Capital Rev - Other	\$0	\$0	\$0	\$0	\$0	\$0	\$0
611 3831	Other Operational-Wastewater	\$0	\$0	\$0	\$0	\$0	\$0	\$0
611 3840	Other Non-Operational-Wastwtr	\$4,350	\$3,755	\$2,137	\$0	\$0	\$2,500	\$2,500
611 3841	Special Hookup Fees	\$592	\$291	\$409	\$400	\$222	\$400	\$400
614 3614	State Revolving Loan Fund	\$0	\$0	\$0	\$2,000,000	\$0	\$2,200,000	\$3,400,000
615 3610	Interest	\$0	\$0	\$0	\$0	\$3,777	\$3,777	\$0
	Total Nonoperating Revenues	\$54,082	\$46,034	\$144,615	\$2,035,400	\$12,921	\$2,219,155	\$3,408,900
611 3812	Sale Service & Material	\$178	\$91	\$75	\$200	\$1	\$200	\$200
611 3830	Sewer User Fee	\$2,472,391	\$2,615,194	\$2,684,617	\$2,652,434	\$1,031,559	\$2,810,000	\$3,006,700
	Total Operating Revenues	\$2,472,569	\$2,615,285	\$2,684,692	\$2,652,634	\$1,031,560	\$2,810,200	\$3,006,900

City of Yankton
Adopted 2013 Budget

Fund: **Wastewater**

Function: **Operating Expenses**

Activity: **Utilities Department**

ACCOUNT NO.	DESCRIPTION	2009 ACTUAL	2010 ACTUAL	2011 ACTUAL	2012 ADOPTED	2012 Y.T.D.	2012 ESTIMATED	2013 ADOPTED
611 611 101	Regular Wages	\$347,194	\$401,716	\$385,815	\$424,975	\$161,247	\$424,975	\$442,977
611 611 102	Temporary Wages	\$20,789	\$12,251	\$10,128	\$23,000	\$5,682	\$23,000	\$23,000
611 611 103	Overtime Wages	\$5,670	\$11,941	\$8,091	\$7,000	\$1,918	\$7,000	\$7,000
611 611 111	OASI	\$26,953	\$30,337	\$29,121	\$34,806	\$12,152	\$34,806	\$36,183
611 611 121	Retirement	\$21,172	\$24,819	\$23,643	\$25,919	\$9,675	\$25,919	\$26,999
611 611 131	Worker's Compensation	\$6,680	\$6,836	\$7,361	\$7,607	(\$162)	\$7,607	\$7,987
611 611 132	Group Insurance	\$54,613	\$65,683	\$68,238	\$95,759	\$29,234	\$79,000	\$86,900
611 611 133	Unemployment Insurance	\$504	\$1,427	\$707	\$2,034	\$442	\$1,427	\$1,498
	Subtotal Personnel Services	\$483,575	\$555,010	\$531,350	\$621,100	\$220,188	\$603,734	\$632,544
611 611 201	Insurance	\$71,709	\$76,414	\$79,841	\$98,455	\$81,279	\$88,000	\$92,400
611 611 202	Professional Services	\$20,656	\$54,945	\$18,974	\$33,000	\$6,401	\$33,000	\$33,000
611 611 203	Audit	\$15,713	\$7,776	\$6,797	\$5,500	\$1,344	\$5,500	\$5,500
611 611 205	State Permit Fee	\$12,500	\$12,500	\$12,500	\$12,500	\$12,500	\$12,500	\$12,500
611 611 208	Locates	\$894	\$978	\$851	\$1,200	\$19	\$1,200	\$1,200
611 611 211	Publishing	\$57	\$0	\$20	\$225	\$0	\$225	\$225
611 611 221	Rep. & Maint. - Plant	\$101,041	\$61,839	\$81,201	\$80,000	\$65,867	\$100,000	\$80,000
611 611 222	Rep. & Maint. - Vehicles	\$72	\$408	\$282	\$3,000	\$393	\$3,000	\$3,000
611 611 223	Rep. & Maint. - Buildings	\$167	\$1,284	\$795	\$2,000	\$9	\$2,000	\$2,000
611 611 224	Rep. & Maint. - Central Garage	\$13,142	\$12,306	\$16,274	\$17,000	\$4,285	\$17,000	\$17,000
611 611 226	Rep. & Maint. - Collection Sys.	\$93,656	\$31,015	\$128,574	\$55,000	\$24,817	\$55,000	\$55,000
611 611 227	Rep. & Maint. - Water Meter	\$47,544	\$54,228	\$62,508	\$16,000	\$15,173	\$16,000	\$16,000
611 611 228	Sludge Removal	\$52,399	\$43,095	\$56,717	\$63,000	\$0	\$63,000	\$63,000
611 611 231	Postage	\$10,794	\$10,980	\$10,887	\$12,000	\$4,684	\$12,000	\$12,000
611 611 232	Office Supplies	\$965	\$408	\$555	\$1,000	\$239	\$1,000	\$1,000
611 611 233	Printing	\$654	\$766	\$1,580	\$2,500	\$0	\$2,500	\$2,500
611 611 234	Copies	\$7	\$135	\$37	\$200	\$0	\$200	\$200
611 611 235	Subscriptions & Publications	\$0	\$0	\$2,732	\$150	\$0	\$150	\$150
611 611 236	Janitorial Supplies	\$768	\$1,546	\$1,959	\$700	\$206	\$700	\$700
611 611 240	Chemicals & Gases	\$21,331	\$19,357	\$20,587	\$30,000	\$4,579	\$25,000	\$30,000
611 611 241	Agricultural Supplies	\$1,315	\$1,185	\$2,108	\$1,500	\$283	\$1,500	\$1,500
611 611 243	Med., Safety, & Lab. Supplies	\$9,991	\$8,861	\$11,872	\$15,000	\$3,488	\$15,000	\$15,000
611 611 244	Uniforms & Dry Goods	\$198	\$150	\$236	\$350	\$55	\$350	\$350
611 611 247	Small Tools & Hardware	\$457	\$1,702	\$2,309	\$750	\$271	\$775	\$750
611 611 261	Membership Dues	\$572	\$30	\$66	\$600	\$539	\$600	\$600
611 611 263	Travel Expense	\$0	\$26	\$0	\$1,000	\$0	\$1,000	\$1,000
611 611 264	Schools	\$503	\$995	\$588	\$3,000	\$0	\$3,000	\$3,000
611 611 271	Telephone	\$5,876	\$5,796	\$6,062	\$6,000	\$2,449	\$6,000	\$6,000
611 611 272	Electricity	\$105,073	\$103,932	\$108,423	\$130,000	\$46,936	\$130,000	\$130,000
611 611 273	Fuel-Heating	\$33,336	\$34,013	\$39,347	\$81,000	\$19,740	\$81,000	\$81,000
611 611 274	Water Service	\$11,802	\$7,184	\$8,231	\$11,000	\$2,294	\$11,000	\$11,000
611 611 276	Landfill	\$124	\$180	\$176	\$350	\$64	\$350	\$350
611 611 277	Rubble	\$0	\$0	\$0	\$100	\$0	\$100	\$100
611 611 281	Billing & Administration	\$550,359	\$566,870	\$583,876	\$601,392	\$300,696	\$601,392	\$601,392
611 611 291	Depreciation	\$1,110,580	\$1,109,086	\$1,102,166	\$1,109,086	\$460,732	\$1,102,166	\$1,102,166
	Subtotal Other Current Expenditures	\$2,294,255	\$2,229,990	\$2,369,131	\$2,394,558	\$1,059,342	\$2,392,208	\$2,381,583
	Total Operating Expenditures	\$2,777,830	\$2,785,000	\$2,900,481	\$3,015,658	\$1,279,530	\$2,995,942	\$3,014,127

City of Yankton
Adopted 2013 Budget

Fund: **Wastewater**

Function: **Improvement & Extension**

Activity: **Utilities Department**

ACCOUNT NO.	DESCRIPTION	2009 ACTUAL	2010 ACTUAL	2011 ACTUAL	2012 ADOPTED	2012 Y.T.D.	2012 ESTIMATED	2013 ADOPTED
	Revenues:							
	Net Gain(Loss)	(\$750,661)	(\$595,517)	(\$579,920)	(\$878,227)	(\$416,509)	(\$452,929)	(\$262,417)
	Depreciation	\$1,110,580	\$1,109,086	\$1,102,166	\$1,109,086	\$460,732	\$1,102,166	\$1,102,166
	Revolving Loan Fund	\$0	\$0	\$0	\$2,000,000	\$0	\$2,200,000	\$3,400,000
	Bond Disc Amort/Current Bond Reserve	\$0	\$0	\$0	\$0	\$0	\$0	\$0
	Beginning Balance	\$2,479,939	\$2,253,003	\$2,152,107	\$1,879,954	\$1,880,514	\$1,880,514	\$1,410,150
	Total Funds Available	\$2,839,858	\$2,766,572	\$2,674,315	\$4,110,813	\$1,924,737	\$4,729,751	\$5,649,899
	Application of Funds Available							
	Principal on Debt	\$558,795	\$585,557	\$736,495	\$704,101	\$140,813	\$704,101	\$719,176
	Equipment	\$1,300	\$788	\$6,785	\$115,200	\$11,387	\$355,500	\$90,200
	Plant Improvements	\$0	\$0	\$0	\$0	\$0	\$0	\$0
	Capital Repairs and Maintenance	\$0	\$0	\$0	\$100,000	\$0	\$25,000	\$81,000
	Special Projects	\$0	\$0	\$0	\$600,000	\$0	\$2,200,000	\$3,400,000
	Reserve for Future Improvements	\$0	\$0	\$0	\$35,000	\$0	\$35,000	\$35,000
	Total Applied	\$560,095	\$586,345	\$743,280	\$1,639,301	\$152,200	\$3,319,601	\$4,410,376
	Due From / Due To Account Adjustment	\$26,760	\$28,120	\$50,521	\$0	\$0	\$0	\$0
	Ending Balance	\$2,253,003	\$2,152,107	\$1,880,514	\$2,471,512	\$1,772,537	\$1,410,150	\$1,239,523

City of Yankton
Adopted 2013 Budget

Fund: **Wastewater**

Function: **Improvement & Extension**

Activity: **Utilities Department**

ACCOUNT NO.	DESCRIPTION	2009 ACTUAL	2010 ACTUAL	2011 ACTUAL	2012 ADOPTED	2012 Y.T.D.	2012 ESTIMATED	2013 ADOPTED
613 613 411	Ind Park Lease Interest	\$551	\$0	\$0	\$0	\$0	\$0	\$0
614 614 411	SRF Loan Bond Interest	\$458,231	\$431,136	\$291,667	\$409,915	\$107,339	\$141,877	\$131,802
615 615 411	WW Bond Refund Interest	\$0	\$0	\$78,057	\$99,988	\$49,994	\$99,988	\$91,588
615 615 420	WW Bond Refund Premium Amt Exp	\$0	\$0	\$7,279	\$0	\$0	\$0	\$0
615 615 421	WW Bond Refund Fiscal Fees	\$0	\$0	\$14,225	\$0	\$0	\$0	\$0
615 615 422	WW Bond Refund Issuance Cost	\$0	\$0	\$49,738	\$0	\$0	\$0	\$0
615 615 423	WW Bond Refund Insurance	\$0	\$0	\$25,364	\$0	\$0	\$0	\$0
	Total Interest&Fiscal Fees	\$458,782	\$431,136	\$466,330	\$509,903	\$157,333	\$241,865	\$223,390
611 611 580	Loss on Assets	\$0	\$0	\$0	\$0	\$0	\$0	\$0
	Total Nonoperating Expenses	\$458,782	\$431,136	\$466,330	\$509,903	\$157,333	\$241,865	\$223,390
611 611 610	Transfer to General	\$40,700	\$40,700	\$40,700	\$40,700	\$20,350	\$40,700	\$40,700
615 615 660	Transfer to WW State Revolving Loan	\$0	\$0	\$0	\$0	\$0	\$600,000	\$3,400,000
611 611 301	Capital Repair and Maintenance	\$0	\$0	\$0	\$100,000	\$0	\$25,000	\$81,000
611 611 322	Outfall Pipe	\$0	\$0	\$0	\$0	\$0	\$300,000	\$0
611 611 323	Sewer Plant - Underground Piping	\$0	\$0	\$0	\$0	\$0	\$1,300,000	\$0
611 611 324	Lift Station Rehab	\$0	\$0	\$0	\$600,000	\$0	\$600,000	\$3,400,000
611 611 325	Riverside Drive, Broadway to Green	\$0	\$0	\$0	\$85,000	\$0	\$0	\$85,000
611 611 350	Equipment	\$1,300	\$788	\$6,785	\$115,200	\$11,387	\$355,500	\$90,200
611 611 390	Reserve for Future Improvements	\$0	\$0	\$0	\$35,000	\$0	\$35,000	\$35,000
614 614 431	Other Debt Service	\$0	\$0	\$64,878	\$0	\$0	\$0	\$0
614 614 441	State Revolving Loan Fund Principal	\$558,795	\$585,557	\$441,617	\$284,101	\$140,813	\$284,101	\$294,176
615 615 441	WW Bond Refund Principal	\$0	\$0	\$230,000	\$420,000	\$0	\$420,000	\$425,000
613 613 441	Ind. Park Lease-Principal	\$0	\$0	\$0	\$0	\$0	\$0	\$0
	Total Imp. & Extensions	\$560,095	\$586,345	\$743,280	\$1,639,301	\$152,200	\$3,319,601	\$4,410,376

<p style="text-align: center;">CEMETERY ACCOUNT #621</p>

PURPOSE OF THIS DEPARTMENT: Why does this department exist?

The Mission of the division is to enhance the quality of life for the citizens of Yankton and the surrounding area by providing a well-maintained and well-documented cemetery.

DEPARTMENT PERSONNEL: one Equipment Operator and one seasonal worker.

GOALS OF THIS DEPARTMENT: What will this department attempt to accomplish this year?

- 1 Maintain an aesthetically pleasing cemetery which leaves a positive, lasting impression
 - 2 Enhance the components of the cemetery's documentation system to provide easily accessible and accurate records
-

OBJECTIVES FOR REACHING OUR GOALS:

- Establish baseline ratings for the cemetery's appearance.
 - Initiate the transfer of documents to an electronic record keeping system.
-

INTENDED OUTCOMES FROM BUDGET EXPENDITURES

The Cemetery budget will improve the aesthetics of the cemetery with the maintenance and/or installation of trees and flower beds. The efforts will continue on enhancing the components of the cemetery's documentation system to provide easily accessible and accurate digital records through the web and other electronic media.

City of Yankton
Adopted 2013 Budget

Fund: Cemetery

Function: Operations

Activity: Parks & Recreation

ACCOUNT NO.	DESCRIPTION	2009 ACTUAL	2010 ACTUAL	2011 ACTUAL	2012 ADOPTED	2012 Y.T.D.	2012 ESTIMATED	2013 ADOPTED
	Operating Revenues	\$9,406	\$42,936	\$25,822	\$24,300	\$16,160	\$31,420	\$30,300
	Operating Expenses:							
	Personnel Services	\$52,285	\$54,881	\$53,663	\$60,468	\$22,373	\$60,848	\$63,764
	Insurance	\$423	\$455	\$473	\$525	\$479	\$500	\$525
	Repairs & Maintenance	\$8,846	\$11,281	\$12,363	\$10,300	\$4,134	\$11,100	\$11,600
	Supplies & Materials	\$3,613	\$1,564	\$909	\$4,300	\$339	\$4,300	\$4,300
	Utilities	\$1,385	\$1,074	\$989	\$1,250	\$500	\$1,300	\$1,350
	Total Operating Expenses	\$66,552	\$69,255	\$68,397	\$76,843	\$27,825	\$78,048	\$81,539
	Net Operating Income(Loss)	(\$57,146)	(\$26,319)	(\$42,575)	(\$52,543)	(\$11,665)	(\$46,628)	(\$51,239)
	Non-Operating Revenue(Expense)							
	Interest	\$1,943	\$1,869	\$1,756	\$1,700	\$376	\$750	\$500
	Miscellaneous	\$3,683	\$2,448	\$750	\$1,000	\$1,567	\$1,767	\$1,300
	Operating Transfers In	\$54,765	\$31,226	\$39,969	\$84,860	\$37,430	\$62,081	\$73,084
	Total Non-Operating Revenue	\$60,391	\$35,543	\$42,475	\$87,560	\$39,373	\$64,598	\$74,884
	Due From / Due To Account Adjustment	\$0	\$0	\$0	\$0	\$0	\$0	\$0
	Net Income (Loss)	\$3,245	\$9,224	(\$100)	\$35,017	\$27,708	\$17,970	\$23,645

City of Yankton
Adopted 2013 Budget

Fund: Cemetery

Estimated Revenue

Activity: Parks & Recreation

ACCOUNT NO.	DESCRIPTION	2009 ACTUAL	2010 ACTUAL	2011 ACTUAL	2012 ADOPTED	2012 Y.T.D.	2012 ESTIMATED	2013 ADOPTED
621 3491	Other Non-Taxable	\$0	\$86	\$0	\$0	\$0	\$0	\$0
621 3610	Interest	\$1,943	\$1,869	\$1,756	\$1,700	\$376	\$750	\$500
621 3640	Compensation Loss & Damage	\$824	\$0	\$0	\$0	\$267	\$267	\$0
621 3863	Sale of Lots-Perpetual Care	\$2,859	\$1,335	\$0	\$0	\$0	\$0	\$0
621 3864	Other Nonoperational Income	\$0	\$1,027	\$750	\$1,000	\$1,300	\$1,500	\$1,300
621 3910	Transfer from General Fund	\$54,765	\$31,226	\$39,969	\$84,860	\$37,430	\$62,081	\$73,084
	Total Nonoperating Revenue	\$60,391	\$35,543	\$42,475	\$87,560	\$39,373	\$64,598	\$74,884
621 3860	Sale of Lots - Operational	\$6,311	\$16,076	\$11,600	\$9,000	\$7,650	\$13,000	\$13,000
621 3861	Grave Openings	\$2,395	\$25,783	\$14,222	\$15,000	\$7,390	\$17,000	\$17,000
621 3865	Grave Openings Non-Taxable	\$0	\$0	\$0	\$0	\$1,120	\$1,120	\$0
621 3862	Other Operational - Cemetery	\$700	\$1,077	\$0	\$300	\$0	\$300	\$300
	Total Operating Revenue	\$9,406	\$42,936	\$25,822	\$24,300	\$16,160	\$31,420	\$30,300

City of Yankton
Adopted 2013 Budget

Fund: Cemetery

Function: Operating Expenses

Activity: Parks & Recreation

ACCOUNT NO.	DESCRIPTION	2009 ACTUAL	2010 ACTUAL	2011 ACTUAL	2012 ADOPTED	2012 Y.T.D.	2012 ESTIMATED	2013 ADOPTED
621 621 101	Regular Wages	\$35,368	\$37,788	\$36,918	\$40,462	\$16,186	\$40,462	\$42,176
621 621 102	Temporary Wages	\$5,005	\$4,454	\$3,335	\$4,300	\$600	\$4,300	\$4,300
621 621 103	Overtime Wages	\$0	\$13	\$413	\$100	\$55	\$500	\$500
621 621 111	OASI	\$3,043	\$3,186	\$3,036	\$3,432	\$1,245	\$3,432	\$3,594
621 621 121	Retirement	\$2,122	\$2,268	\$2,240	\$2,432	\$975	\$2,432	\$2,561
621 621 131	Worker's Compensation	\$811	\$840	\$909	\$1,014	\$0	\$1,014	\$1,065
621 621 132	Group Insurance	\$5,869	\$6,127	\$6,720	\$8,503	\$3,256	\$8,503	\$9,353
621 621 133	Unemployment Insurance	\$67	\$205	\$92	\$225	\$56	\$205	\$215
	Subtotal Personnel Services	\$52,285	\$54,881	\$53,663	\$60,468	\$22,373	\$60,848	\$63,764
621 621 201	Insurance	\$423	\$455	\$473	\$525	\$479	\$500	\$525
621 621 221	Rep. & Maint. - Equipment	\$655	\$1,594	\$1,705	\$1,200	\$561	\$1,700	\$1,700
621 621 222	Rep. & Maint. - Vehicles	\$350	\$3,575	\$0	\$400	\$28	\$400	\$400
621 621 223	Rep. & Maint. - Buildings	\$2,478	\$1,779	\$4,349	\$2,500	\$1,462	\$2,500	\$3,000
621 621 224	Rep. & Maint. - Central Garage	\$5,363	\$4,333	\$6,309	\$6,200	\$2,083	\$6,500	\$6,500
621 621 234	Copies	\$1	\$0	\$0	\$0	\$0	\$0	\$0
621 621 241	Agricultural Supplies	\$3,228	\$1,264	\$195	\$3,500	\$329	\$3,500	\$3,500
621 621 247	Small Tools & Hardware	\$384	\$300	\$714	\$800	\$10	\$800	\$800
621 621 271	Telephone	\$300	\$300	\$319	\$300	\$150	\$350	\$350
621 621 272	Electricity	\$987	\$622	\$638	\$650	\$350	\$650	\$700
621 621 273	Fuel-LP	\$98	\$152	\$32	\$300	\$0	\$300	\$300
621 621 276	Landfill	\$0	\$0	\$0	\$0	\$0	\$0	\$0
621 621 277	Rubble	\$0	\$0	\$0	\$0	\$0	\$0	\$0
	Subtotal Other Current Expenditures	\$14,267	\$14,374	\$14,734	\$16,375	\$5,452	\$17,200	\$17,775
	Total Operating Expenses	\$66,552	\$69,255	\$68,397	\$76,843	\$27,825	\$78,048	\$81,539
621 621 301	Capital Repair and Maintenance	\$425	\$0	\$0	\$2,500	\$0	\$2,500	\$2,500
621 621 350	Equipment	\$0	\$6,561	\$0	\$33,000	\$7,729	\$23,000	\$9,000
	Total Capital Outlay	\$425	\$6,561	\$0	\$35,500	\$7,729	\$25,500	\$11,500

City of Yankton
Adopted 2013 Budget

Fund: **Cemetery**

Function: **Capital**

Activity: **Parks & Recreation**

ACCOUNT NO.	DESCRIPTION	2009 ACTUAL	2010 ACTUAL	2011 ACTUAL	2012 ADOPTED	2012 Y.T.D.	2012 ESTIMATED	2013 ADOPTED
	Revenue:							
	Net Income(Loss)	\$3,245	\$9,224	(\$100)	\$35,017	\$27,708	\$17,970	\$23,645
	Beginning Balance	\$597	\$3,417	\$6,080	\$0	\$5,980	\$5,980	(\$1,550)
	Total Funds Available	\$3,842	\$12,641	\$5,980	\$35,017	\$33,688	\$23,950	\$22,095
	Application of Funds Available:							
	Equipment & Buildings	\$425	\$6,561	\$0	\$35,500	\$7,729	\$25,500	\$11,500
	Ending Balance	\$3,417	\$6,080	\$5,980	(\$483)	\$25,959	(\$1,550)	\$10,595

SOLID WASTE AND RECYCLING COLLECTION ACCOUNT #631

PURPOSE OF THIS DEPARTMENT: Why does this department exist?

To operate this enterprise fund in a business-like and productive manner to insure customers have an effective means to dispose of solid waste materials. To add to the community quality of life by providing clean and healthy conditions that comply with regulatory requirements.

DEPARTMENT PERSONNEL: 3 Senior Sanitation Truck Operators and 4 Sanitation Truck Operators

GOALS OF THIS DEPARTMENT: What will this department attempt to accomplish this year?

- 1 Increase the use of recycling opportunities.
 - 2 Collect, handle, and transport solid waste in a safe and effective manner.
-

OBJECTIVES FOR REACHING OUR GOALS:

- Increase overall recycling by 5%.
 - Establish baseline ratings of citizen satisfaction for solid waste removal.
-

INTENDED OUTCOMES FROM BUDGET EXPENDITURES

The 2013 budget for Solid Waste and Recycling recommends the routine replacement of equipment and needed operational expenditures in order to provide a safe and reliable collection effort that provides for a clean and healthy environment for our community. Continued recycling participation through expanded education methods, possible solid waste route realignment and continuing refinement of the composting operation program will continue to add to the quality of life in this community by providing clean and healthy conditions that comply with regulatory requirements.

City of Yankton
Adopted 2013 Budget

Fund: **Solid Waste Collection**

Function: **Operations**

Activity: **Public Works Department**

ACCOUNT NO.	DESCRIPTION	2009 ACTUAL	2010 ACTUAL	2011 ACTUAL	2012 ADOPTED	2012 Y.T.D.	2012 ESTIMATED	2013 ADOPTED
	Operating Revenues	\$715,579	\$766,178	\$789,906	\$811,706	\$339,588	\$827,436	\$851,344
	Operating Expenses:							
	Personnel Services	\$288,184	\$310,616	\$291,335	\$369,539	\$116,712	\$334,941	\$351,513
	Insurance	\$5,225	\$6,006	\$5,826	\$7,185	\$5,931	\$6,117	\$6,423
	Professional Services	\$8,862	\$6,241	\$5,511	\$6,500	\$1,560	\$6,500	\$6,500
	Publishing	\$378	\$861	\$584	\$800	\$0	\$800	\$800
	Tipping & Hauling Fees	\$116,814	\$124,000	\$112,825	\$139,000	\$63,337	\$139,000	\$143,000
	Repairs & Maintenance	\$46,823	\$48,469	\$47,532	\$74,500	\$13,600	\$74,500	\$74,500
	Supplies & Materials	\$4,735	\$4,687	\$5,048	\$6,385	\$1,490	\$6,385	\$6,385
	Utilities	\$350	\$379	\$378	\$450	\$167	\$450	\$450
	Billing & Administration	\$209,928	\$229,426	\$239,059	\$243,830	\$121,915	\$243,830	\$243,830
	Depreciation	\$17,465	\$35,352	\$53,240	\$35,352	\$19,864	\$35,352	\$35,352
	Total Operating Expenses	\$698,764	\$766,037	\$761,338	\$883,541	\$344,576	\$847,875	\$868,753
	Net Operating Income(Loss)	\$16,815	\$141	\$28,568	(\$71,835)	(\$4,988)	(\$20,439)	(\$17,409)
	Non-Operating Revenue(Expense)							
	Interest	\$5,615	\$4,582	\$3,122	\$4,000	\$1,054	\$1,800	\$1,500
	State Grant	\$0	\$187,500	\$0	\$0	\$0	\$0	\$0
	Net Income before Transfers	\$22,430	\$192,223	\$31,690	(\$67,835)	(\$3,934)	(\$18,639)	(\$15,909)
	Operating Transfers out	\$0	\$0	\$0	\$0	\$0	\$0	\$0
	Net Income (Loss)	\$22,430	\$192,223	\$31,690	(\$67,835)	(\$3,934)	(\$18,639)	(\$15,909)

City of Yankton
Adopted 2013 Budget

Fund: **Solid Waste Collection** **Estimated Revenue** Activity: **Public Works Department**

ACCOUNT NO.	DESCRIPTION	2009 ACTUAL	2010 ACTUAL	2011 ACTUAL	2012 ADOPTED	2012 Y.T.D.	2012 ESTIMATED	2013 ADOPTED
631 3340	State Grant	\$0	\$187,500	\$0	\$0	\$0	\$0	\$0
631 3350	SWMP State Grant	\$0	\$0	\$0	\$0	\$0	\$0	\$0
631 3605	Interest on Loan to Second Penny	\$0	\$0	\$0	\$0	\$0	\$0	\$0
631 3610	Interest	\$5,615	\$4,582	\$3,122	\$4,000	\$1,054	\$1,800	\$1,500
631 3612	Sale of Fixed Assets	\$0	\$0	\$0	\$0	\$0	\$0	\$0
	Total Nonoperating Revenue	\$5,615	\$192,082	\$3,122	\$4,000	\$1,054	\$1,800	\$1,500
631 3810	Collection Fees - Taxable	\$698,595	\$748,992	\$758,463	\$794,606	\$326,121	\$794,606	\$818,444
631 3811	Extra Household Tags Taxable	\$1,567	\$1,562	\$1,215	\$1,400	\$453	\$1,000	\$1,000
631 3812	Extra Household Tags Nontaxable	\$2,700	\$3,000	\$3,099	\$3,000	\$900	\$2,800	\$2,800
631 3813	Collection Fees - Nontaxable	\$8,583	\$8,935	\$9,661	\$9,200	\$3,555	\$9,600	\$9,600
631 3893	Sale of Salvage - Landfill	\$0	\$0	\$0	\$500	\$930	\$930	\$0
631 3894	Other Operational - Solid Waste	\$4,134	\$3,689	\$17,468	\$3,000	\$7,629	\$18,500	\$19,500
	Total Operating Revenue	\$715,579	\$766,178	\$789,906	\$811,706	\$339,588	\$827,436	\$851,344

City of Yankton
Adopted 2013 Budget

Fund: **Solid Waste**

Function: **Operating Expenses**
Solid Waste Collection

Activity: **Public Works Department**

ACCOUNT NO.	DESCRIPTION	2009 ACTUAL	2010 ACTUAL	2011 ACTUAL	2012 ADOPTED	2012 Y.T.D.	2012 ESTIMATED	2013 ADOPTED
631 631 101	Regular Wages	\$207,105	\$222,226	\$206,538	\$235,697	\$85,965	\$235,697	\$245,681
631 631 102	Temporary Wages	\$4,689	\$5,476	\$5,443	\$6,500	\$1,440	\$6,500	\$6,500
631 631 103	Overtime Wages	\$1,694	\$2,384	\$1,376	\$500	\$233	\$500	\$500
631 631 111	OASI	\$15,077	\$16,797	\$14,958	\$18,566	\$6,106	\$18,566	\$19,330
631 631 121	Retirement	\$11,888	\$13,100	\$11,593	\$14,172	\$4,816	\$14,172	\$14,771
631 631 131	Worker's Compensation	\$11,409	\$11,674	\$12,572	\$33,528	(\$278)	\$13,500	\$14,175
631 631 132	Group Insurance	\$36,034	\$37,953	\$38,340	\$59,520	\$18,120	\$45,000	\$49,500
631 631 133	Unemployment Insurance	\$288	\$1,006	\$515	\$1,056	\$310	\$1,006	\$1,056
	Subtotal Personnel Services	\$288,184	\$310,616	\$291,335	\$369,539	\$116,712	\$334,941	\$351,513
631 631 201	Insurance	\$5,225	\$6,006	\$5,826	\$7,185	\$5,931	\$6,117	\$6,423
631 631 202	Professional Services	\$3,624	\$3,649	\$3,246	\$4,000	\$1,112	\$4,000	\$4,000
631 631 203	Audit	\$5,238	\$2,592	\$2,265	\$2,500	\$448	\$2,500	\$2,500
631 631 211	Publishing	\$378	\$861	\$584	\$800	\$0	\$800	\$800
631 631 218	Clean-Up Week Tipping Fee	\$14,047	\$18,682	\$15,627	\$19,000	\$17,259	\$19,000	\$19,000
631 631 219	Landfill Tipping Fee	\$102,767	\$105,318	\$97,198	\$120,000	\$46,078	\$120,000	\$124,000
631 631 221	Rep. & Maint. - Equipment	\$1,695	\$214	\$1,599	\$5,500	\$113	\$5,500	\$5,500
631 631 224	Rep. & Maint. - Central Garage	\$45,128	\$48,255	\$45,933	\$69,000	\$13,487	\$69,000	\$69,000
631 631 231	Postage	\$2,903	\$2,920	\$3,055	\$3,500	\$1,356	\$3,500	\$3,500
631 631 232	Office Supplies	\$251	\$374	\$519	\$800	\$79	\$800	\$800
631 631 233	Printing	\$1,266	\$993	\$1,233	\$1,500	\$15	\$1,500	\$1,500
631 631 234	Copies	\$0	\$16	\$0	\$35	\$0	\$35	\$35
631 631 243	Medical & Safety Supplies	\$150	\$129	\$145	\$250	\$5	\$250	\$250
631 631 244	Uniforms	\$165	\$255	\$96	\$250	\$35	\$250	\$250
631 631 247	Small Tools & Hardware	\$0	\$0	\$0	\$50	\$0	\$50	\$50
631 631 274	Water Service	\$252	\$268	\$276	\$250	\$118	\$250	\$250
631 631 275	Sewer Service	\$98	\$111	\$102	\$200	\$49	\$200	\$200
631 631 281	Billing & Administration	\$209,928	\$229,426	\$239,059	\$243,830	\$121,915	\$243,830	\$243,830
631 631 291	Depreciation	\$17,465	\$35,352	\$53,240	\$35,352	\$19,864	\$35,352	\$35,352
	Subtotal Other Current Expenditures	\$410,580	\$455,421	\$470,003	\$514,002	\$227,864	\$512,934	\$517,240
	Total Operating Expenses	\$698,764	\$766,037	\$761,338	\$883,541	\$344,576	\$847,875	\$868,753

City of Yankton
Adopted 2013 Budget

Fund: **Solid Waste Collection**

Function: **Capital**

Activity: **Public Works Department**

ACCOUNT NO.	DESCRIPTION	2009 ACTUAL	2010 ACTUAL	2011 ACTUAL	2012 ADOPTED	2012 Y.T.D.	2012 ESTIMATED	2013 ADOPTED
	Revenues:							
	Net Income(Loss)	\$22,430	\$192,223	\$31,690	(\$67,835)	(\$3,934)	(\$18,639)	(\$15,909)
	Depreciation	\$17,465	\$35,352	\$53,240	\$35,352	\$0	\$35,352	\$35,352
	Beginning Balance	\$579,616	\$619,511	\$487,569	\$533,540	\$572,499	\$572,499	\$533,540
	Total Funds Available	\$619,511	\$847,086	\$572,499	\$501,057	\$568,565	\$589,212	\$552,982
	Application of Funds Available:							
	Equipment	\$0	\$359,517	\$0	\$40,000	\$49,369	\$55,672	\$24,000
	Building Construction	\$0	\$0	\$0	\$0	\$0	\$0	\$0
	Total Applied	\$0	\$359,517	\$0	\$40,000	\$49,369	\$55,672	\$24,000
	Due From / Due To Account Adjustment	\$0	\$0	\$0	\$0	\$0	\$0	\$0
	Ending Balance	\$619,511	\$487,569	\$572,499	\$461,057	\$519,196	\$533,540	\$528,982

City of Yankton
Adopted 2013 Budget

Fund: **Solid Waste Collection** Function: **Capital** Activity: **Public Works Department**

ACCOUNT NO.	DESCRIPTION	2009 ACTUAL	2010 ACTUAL	2011 ACTUAL	2012 ADOPTED	2012 Y.T.D.	2012 ESTIMATED	2013 ADOPTED
631 631 350	Equipment	\$0	\$359,517	\$0	\$40,000	\$49,369	\$55,672	\$24,000
	Total Capital Outlay	\$0	\$359,517	\$0	\$40,000	\$49,369	\$55,672	\$24,000
631 631 656	Transfer to East Yankton	\$0	\$0	\$0	\$0	\$0	\$0	\$0

JOINT POWERS SOLID WASTE DISPOSAL AND RECYCLING ACCOUNT #637

PURPOSE OF THIS DEPARTMENT: Why does this department exist?

The Transfer Station exists to provide environmentally safe solid waste and rubble disposal for the city of Yankton and Yankton County. The Transfer Station also provides for the processing of recyclable materials. The agreement for Joint Powers Solid Waste Disposal was established in April 1994.

DEPARTMENT PERSONNEL: one Transfer Station Supervisor, one Transfer Station Attendant, one Office Specialist and one Truck Driver and 0.66 Office Specialist.

GOALS OF THIS DEPARTMENT: What will this department attempt to accomplish this year?

The Yankton Transfer and Recycling Station's main goal is to provide a year round recycling center, transfer of solid waste to the Joint Powers Landfill, and an all-weather rubble site for the City and County of Yankton. The key function of the Yankton Transfer facility is to load and transport municipal solid waste (MSW) to the Joint Powers landfill in Clay County, which is 32 miles from Transfer Station. The Joint Powers landfill is a consortium of Yankton County, Clay County, City of Vermillion and the City of Yankton. Of the approximate 35,000 tons disposed at the landfill in Vermillion, 21,000 tons are transferred from Yankton.

OBJECTIVES FOR REACHING OUR GOALS:

- To continue planning for the optimal life span of the existing rubble site in the most cost effective way while not compromising our compliance with federal and state guidelines.
 - To control incoming waste and process any recyclable materials that are taken to the transfer station.
 - To maintain accurate records in order to assure the public and regulatory authorities of the safety and efficiency of our facilities.
 - Continue to receive high ratings for DENR operation reviews.
-

INTENDED OUTCOMES FROM BUDGET EXPENDITURES

This year's budget represents various improvements and initiatives that are intended to continue operating this enterprise fund in a business-like and efficient manner. Plans are in plans to provide the Joint System with tools to make decisions regarding facilities, operations, fees and long term facility maintenance. This will ensure the community the existence of a year round facility to provide environmentally safe solid waste and rubble disposal.

City of Yankton
Adopted 2013 Budget

JOINT POWERS

Fund: Solid Waste Disposal and Recycling		Function: Operations				Activity: Joint Powers		
ACCOUNT NO.	DESCRIPTION	2009 ACTUAL	2010 ACTUAL	2011 ACTUAL	2012 ADOPTED	2012 Y.T.D.	2012 ESTIMATED	2013 ADOPTED
	Operating Revenues	\$882,732	\$915,651	\$945,132	\$905,500	\$401,448	\$1,070,000	\$1,065,000
	Operating Expenses:							
	Personnel Services	\$226,888	\$254,443	\$252,471	\$304,901	\$106,973	\$304,772	\$327,103
	Insurance	\$11,500	\$12,500	\$13,129	\$15,706	\$13,240	\$15,706	\$16,491
	Cost of Service Provided	\$387,059	\$405,898	\$381,952	\$391,500	\$125,678	\$350,000	\$360,000
	Professional Services	\$13,361	\$23,189	\$25,042	\$17,000	\$2,035	\$32,000	\$32,000
	Publishing	\$4,962	\$4,591	\$1,474	\$1,300	\$397	\$1,397	\$1,300
	Rental	\$0	\$0	\$0	\$500	\$0	\$500	\$500
	Tipping & Hauling Fees	\$5,025	\$3,825	\$3,750	\$2,500	\$1,710	\$4,500	\$4,500
	Repairs & Maintenance	\$147,073	\$149,755	\$171,392	\$243,750	\$58,505	\$263,750	\$262,750
	Supplies & Materials	\$5,955	\$4,046	\$7,059	\$5,300	\$1,635	\$6,143	\$6,800
	Travel and Conference	\$0	\$0	\$0	\$500	\$0	\$500	\$500
	Utilities	\$19,930	\$20,706	\$19,929	\$26,590	\$9,841	\$25,890	\$25,890
	Depreciation	\$132,416	\$126,443	\$124,140	\$126,443	\$51,786	\$124,140	\$124,140
	Total Operating Expenses	\$954,169	\$1,005,396	\$1,000,338	\$1,135,990	\$371,800	\$1,129,298	\$1,161,974
	Net Operating Income(Loss)	(\$71,437)	(\$89,745)	(\$55,206)	(\$230,490)	\$29,648	(\$59,298)	(\$96,974)
	Non-Operating Revenue(Expense)							
	Interest	\$7,340	\$5,322	\$3,518	\$3,500	\$826	\$1,600	\$1,300
	Miscellaneous	\$746	\$2,981	\$8,944	\$100	\$7,616	\$7,658	\$100
	Total Non-Operating Revenues	\$8,086	\$8,303	\$12,462	\$3,600	\$8,442	\$9,258	\$1,400
	Net Income (Loss)	(\$63,351)	(\$81,442)	(\$42,744)	(\$226,890)	\$38,090	(\$50,040)	(\$95,574)

City of Yankton
Adopted 2013 Budget

Fund: Solid Waste Disposal and Recycling

Estimated Revenue

Activity: Joint Powers

ACCOUNT NO.	DESCRIPTION	2009 ACTUAL	2010 ACTUAL	2011 ACTUAL	2012 ADOPTED	2012 Y.T.D.	2012 ESTIMATED	2013 ADOPTED
637 3610	Interest	\$7,340	\$5,322	\$3,518	\$3,500	\$826	\$1,600	\$1,300
637 3615	Miscellaneous Reimbursements	\$0	\$0	\$955	\$0	\$0	\$0	\$0
637 3640	Compensation for Loss & Damage	\$611	\$2,878	\$7,858	\$0	\$7,558	\$7,558	\$0
637 3822	Cash Long	(\$10)	\$0	(\$1)	\$0	(\$6)	\$0	\$0
637 3840	Misc. - Non taxable	\$145	\$103	\$132	\$100	\$64	\$100	\$100
	Total Nonoperating Revenue	\$8,086	\$8,303	\$12,462	\$3,600	\$8,442	\$9,258	\$1,400
637 3850	Rubble	\$46,008	\$41,968	\$52,475	\$42,000	\$23,866	\$75,500	\$45,000
637 3860	Landfill-Transfer Fees	\$734,016	\$753,000	\$765,894	\$760,000	\$331,007	\$881,000	\$907,500
637 3870	Scrap Metals	\$1,979	\$5,853	\$7,250	\$2,000	\$1,448	\$3,000	\$2,000
637 3872	Aluminum	\$1,253	\$3,754	\$6,668	\$2,500	\$2,656	\$3,500	\$2,500
637 3873	Newspaper	\$19,575	\$13,272	\$15,151	\$14,000	\$6,326	\$14,000	\$14,000
637 3874	Cardboard	\$11,972	\$34,391	\$34,705	\$20,000	\$10,788	\$25,000	\$25,000
637 3879	Tipping Fee-Recycling	\$67,929	\$63,413	\$62,989	\$65,000	\$25,357	\$68,000	\$69,000
	Total Operating Revenue	\$882,732	\$915,651	\$945,132	\$905,500	\$401,448	\$1,070,000	\$1,065,000

City of Yankton
Adopted 2013 Budget

Fund: Solid Waste Disposal and Recycling

Function: Operating Expenses
Transfer Station

Activity: Joint Powers

ACCOUNT NO.	DESCRIPTION	2009 ACTUAL	2010 ACTUAL	2011 ACTUAL	2012 ADOPTED	2012 Y.T.D.	2012 ESTIMATED	2013 ADOPTED
637 637 101	Regular Wages	\$144,061	\$159,755	\$156,287	\$179,035	\$65,669	\$179,035	\$186,619
637 637 102	Temporary Wages	\$5,211	\$5,145	\$5,421	\$4,500	\$1,440	\$4,500	\$4,500
637 637 103	Overtime Wages	\$10,069	\$13,119	\$13,728	\$6,500	\$5,826	\$6,500	\$6,500
637 637 111	OASI	\$11,835	\$13,234	\$13,016	\$14,538	\$5,418	\$14,538	\$15,118
637 637 121	Retirement	\$9,248	\$10,372	\$10,177	\$11,132	\$4,293	\$11,132	\$11,587
637 637 131	Worker's Compensation	\$2,580	\$2,641	\$2,833	\$3,126	(\$62)	\$3,126	\$3,282
637 637 132	Group Insurance	\$27,258	\$28,587	\$32,122	\$35,429	\$15,282	\$35,429	\$38,972
637 637 133	Unemployment Insurance	\$256	\$787	\$378	\$826	\$248	\$787	\$826
	Subtotal Personnel Services	\$210,518	\$233,640	\$233,962	\$255,086	\$98,114	\$255,047	\$267,404
637 637 201	Insurance	\$11,318	\$12,305	\$12,925	\$15,467	\$13,033	\$15,467	\$16,240
637 637 202	Professional Services & Fees	\$8,418	\$13,420	\$12,069	\$17,000	\$2,035	\$17,000	\$17,000
637 637 206	Cost of Service Provided	\$354,259	\$354,481	\$325,427	\$355,000	\$105,909	\$300,000	\$310,000
637 637 211	Publishing & Advertising	\$1,256	\$265	\$495	\$300	\$397	\$397	\$300
637 637 212	Rental	\$0	\$0	\$0	\$500	\$0	\$500	\$500
637 637 220	Labor Equipment and Material Charges	\$8,225	\$4,251	\$10,596	\$5,000	\$9,168	\$12,000	\$10,000
637 637 221	Rep. & Maint. - Equip./Facil.	\$23,378	\$1,925	\$3,464	\$6,000	\$0	\$6,000	\$6,000
637 637 222	Rep. & Maint. - Vehicles	\$584	\$1,985	\$1,317	\$20,000	\$45	\$20,000	\$20,000
637 637 223	Rep. & Maint. - Buildings	\$5,934	\$3,723	\$3,121	\$14,000	\$1,869	\$14,000	\$14,000
637 637 224	Rep. & Maint. - Central Garage	\$104,736	\$136,408	\$135,644	\$194,000	\$41,405	\$194,000	\$194,000
637 637 231	Postage	\$351	\$417	\$505	\$500	\$216	\$500	\$500
637 637 232	Office Supplies	\$2,277	\$1,618	\$1,271	\$2,000	\$309	\$2,000	\$2,000
637 637 234	Copies	\$31	\$19	\$80	\$50	\$33	\$50	\$50
637 637 240	Operating Supplies & Materials	\$1,032	\$1,505	\$2,664	\$1,000	\$703	\$1,800	\$2,500
637 637 241	Agricultural Supplies	\$123	\$0	\$0	\$100	\$0	\$100	\$100
637 637 244	Uniforms	\$219	\$188	\$157	\$350	\$69	\$350	\$350
637 637 247	Small Tools & Hardware	\$32	\$0	\$40	\$100	\$143	\$143	\$100
637 637 265	Travel and Training	\$0	\$0	\$0	\$500	\$0	\$500	\$500
637 637 271	Telephone	\$1,090	\$1,082	\$1,048	\$1,090	\$437	\$1,090	\$1,090
637 637 272	Electricity	\$6,036	\$6,338	\$6,165	\$8,000	\$2,662	\$8,000	\$8,000
637 637 273	Fuel - Heating	\$11,503	\$11,865	\$11,012	\$16,000	\$6,061	\$15,000	\$15,000
637 637 274	Water Service	\$778	\$840	\$969	\$800	\$393	\$1,000	\$1,000
637 637 275	Sewer Service	\$358	\$408	\$557	\$500	\$212	\$600	\$600
637 637 276	Landfill	\$165	\$173	\$178	\$200	\$76	\$200	\$200
637 637 291	Depreciation	\$95,913	\$86,093	\$83,790	\$86,093	\$34,724	\$83,790	\$83,790
	Subtotal Other Current Expenditures	\$638,016	\$639,309	\$613,494	\$744,550	\$219,899	\$694,487	\$703,820
	Total Operating Expenses	\$848,534	\$872,949	\$847,456	\$999,636	\$318,013	\$949,534	\$971,224

City of Yankton
Adopted 2013 Budget

Fund: Solid Waste Disposal and Recycling

Function: Operating Expenses
Recycling Center-Yankton

Activity: Joint Powers

ACCOUNT NO.	DESCRIPTION	2009 ACTUAL	2010 ACTUAL	2011 ACTUAL	2012 ADOPTED	2012 Y.T.D.	2012 ESTIMATED	2013 ADOPTED
637 638 101	Regular Wages	\$11,645	\$14,921	\$13,468	\$38,091	\$6,101	\$38,091	\$46,523
637 638 102	Temporary Wages	\$0	\$0	\$0	\$2,000	\$0	\$2,000	\$2,000
637 638 103	Overtime Wages	\$631	\$772	\$477	\$300	\$236	\$300	\$300
637 638 111	OASI	\$905	\$1,185	\$1,057	\$3,090	\$484	\$3,090	\$3,735
637 638 121	Retirement	\$737	\$941	\$819	\$2,303	\$380	\$2,303	\$2,809
637 638 132	Group Insurance	\$2,421	\$2,908	\$2,656	\$3,865	\$1,628	\$3,865	\$4,252
637 638 133	Unemployment Insurance	\$31	\$76	\$32	\$166	\$30	\$76	\$80
	Subtotal Personnel Services	\$16,370	\$20,803	\$18,509	\$49,815	\$8,859	\$49,725	\$59,699
637 638 201	Insurance	\$182	\$195	\$204	\$239	\$207	\$239	\$251
637 638 202	Professional Services & Fees	\$4,943	\$9,769	\$12,973	\$0	\$0	\$15,000	\$15,000
637 638 206	Cost of Service Provided	\$32,800	\$51,417	\$56,525	\$36,500	\$19,769	\$50,000	\$50,000
637 638 211	Publishing & Advertising	\$3,706	\$4,326	\$979	\$1,000	\$0	\$1,000	\$1,000
637 638 214	Transportation to Vermillion	\$5,025	\$3,825	\$3,750	\$2,500	\$1,710	\$4,500	\$4,500
637 638 215	Processing Recyclables	\$234	\$89	\$13,943	\$1,000	\$5,994	\$14,000	\$15,000
637 638 221	Rep. & Maint. - Equip./Facil.	\$1,045	\$492	\$203	\$1,250	\$24	\$1,250	\$1,250
637 638 222	Rep. & Maint. - Vehicles	\$2,085	\$0	\$230	\$0	\$0	\$0	\$0
637 638 223	Rep. & Maint. - Buildings	\$0	\$0	\$253	\$500	\$0	\$500	\$500
637 638 224	Rep. & Maint. - Central Garage	\$852	\$882	\$2,621	\$2,000	\$1,323	\$2,000	\$2,000
637 638 231	Postage	\$0	\$0	\$0	\$500	\$0	\$500	\$500
637 638 232	Office Supplies	\$1,772	\$252	\$566	\$500	\$162	\$500	\$500
637 638 234	Copies	\$100	\$0	\$0	\$200	\$0	\$200	\$200
637 638 240	Operating Supplies & Materials	\$0	\$0	\$1,776	\$0	\$0	\$0	\$0
637 638 244	Uniforms	\$18	\$47	\$0	\$0	\$0	\$0	\$0
637 638 291	Depreciation	\$36,503	\$40,350	\$40,350	\$40,350	\$17,062	\$40,350	\$40,350
	Subtotal Other Current Expenditures	\$89,265	\$111,644	\$134,373	\$86,539	\$46,251	\$130,039	\$131,051
	Total Operating Expenses	\$105,635	\$132,447	\$152,882	\$136,354	\$55,110	\$179,764	\$190,750

City of Yankton
Adopted 2013 Budget

Fund: **Solid Waste Disposal and Recycling**

Function: **Capital**

Activity: **Joint Powers**

ACCOUNT NO.	DESCRIPTION	2009 ACTUAL	2010 ACTUAL	2011 ACTUAL	2012 ADOPTED	2012 Y.T.D.	2012 ESTIMATED	2013 ADOPTED
	Revenues:							
	Net Income(Loss)	(\$63,351)	(\$81,442)	(\$42,744)	(\$226,890)	\$38,090	(\$50,040)	(\$95,574)
	Depreciation	\$132,416	\$126,443	\$124,140	\$126,443	\$51,786	\$124,140	\$124,140
	Beginning Balance	\$652,195	\$554,860	\$420,439	\$167,657	\$397,702	\$397,702	\$263,088
	Total Funds Available	\$721,260	\$599,861	\$501,835	\$67,210	\$487,578	\$471,802	\$291,654
	Application of Funds Available:							
	Equity Transfer to Vermillion	\$0	\$0	\$0	\$0	\$0	\$0	\$0
	Equipment	\$165,606	\$178,602	\$109,682	\$125,413	\$18,404	\$208,714	\$187,021
	Total Applied	\$165,606	\$178,602	\$109,682	\$125,413	\$18,404	\$208,714	\$187,021
	Due From / Due To Account Adjustment	(\$794)	(\$820)	\$5,549	\$0	\$0	\$0	\$0
	Ending Balance	\$554,860	\$420,439	\$397,702	(\$58,203)	\$469,174	\$263,088	\$104,633

City of Yankton
Adopted 2013 Budget

\$397,702

Fund: **Solid Waste Disposal and Recycling**

Function: **Capital**

Activity: **Joint Powers**

ACCOUNT NO.	DESCRIPTION	2009 ACTUAL	2010 ACTUAL	2011 ACTUAL	2012 ADOPTED	2012 Y.T.D.	2012 ESTIMATED	2013 ADOPTED
637 637 350	Transfer Station Equipment	\$0	\$141,863	\$72,945	\$70,000	\$0	\$153,300	\$70,000
637 637 390	Trench Excavation / Closure	\$51,916	\$0	\$0	\$25,000	\$0	\$25,000	\$25,000
637 638 411	Building Addition Interest	\$10,410	\$9,613	\$8,791	\$8,016	\$4,535	\$6,393	\$0
637 638 441	Building Addition Principal	\$26,330	\$27,126	\$27,946	\$22,397	\$13,869	\$24,021	\$24,021
637 637 586	Equity Transfer to Vermillion	\$0	\$0	\$0	\$0	\$0	\$0	\$0
637 638 320	Building & Structures	\$0	\$0	\$0	\$0	\$0	\$0	\$68,000
637 638 350	Recycling Center Equipment	\$76,950	\$0	\$0	\$0	\$0	\$0	\$0
	Total Capital Outlay	\$165,606	\$178,602	\$109,682	\$125,413	\$18,404	\$208,714	\$187,021

FOX RUN GOLF COURSE

ACCOUNT #641

PURPOSE OF THIS DEPARTMENT: Why does this department exist?

The Mission of the division is to enhance the quality of life for the citizens of Yankton and the surrounding area by providing a well-maintained and well-operated 18-hole golf course, clubhouse, pro-shop, and practice range; as well as promoting events and tournaments, to serve a population with varied characteristics, interests, and needs.

DEPARTMENT PERSONNEL: one Course Superintendent, one Equipment Operator, one PGA Pro / Clubhouse Manager, one Assistant Clubhouse Manager and approximately thirty seasonal workers.

GOALS OF THIS DEPARTMENT: What will this division attempt to accomplish this year?

- 1 Maintain an aesthetically pleasing course, which leaves a positive, lasting first impression that generates a usable facility for the community.
-

OBJECTIVES FOR REACHING OUR GOALS:

- Operate the facility with a balanced budget including capital improvements.
 - Identify baseline ratings for user satisfaction.
-

INTENDED OUTCOMES FROM BUDGET EXPENDITURES

The Fox Run Golf Course budget will maintain the maintenance equipment fleet with the scheduled replacement of identified equipment. It will improve user satisfaction with the re-conditioning of gravel paths on the course and with the installation of concrete cart paths in identified areas. Transplanting approximately a dozen trees to various locations on the course will enhance the course playability and aesthetics. It will also improve the aesthetics of the course with the maintenance and/or installation of trees, flower beds, course amenities, and signage.

City of Yankton
Adopted 2013 Budget

Fund: **Golf Course**

Function: **Operations**

Activity: **Park & Recreation**

ACCOUNT NO.	DESCRIPTION	2009 ACTUAL	2010 ACTUAL	2011 ACTUAL	2012 ADOPTED	2012 Y.T.D.	2012 ESTIMATED	2013 ADOPTED
	Operating Revenues	\$863,865	\$897,608	\$699,536	\$937,300	\$412,169	\$921,201	\$929,900
	Operating Expenses:							
	Personnel Services	\$302,850	\$306,861	\$288,334	\$357,388	\$130,731	\$356,344	\$370,778
	Insurance	\$4,417	\$4,714	\$4,967	\$6,073	\$5,014	\$5,784	\$6,073
	Professional Services	\$16,621	\$18,808	\$18,548	\$20,550	\$8,557	\$20,100	\$20,100
	Publishing	\$0	\$0	\$0	\$0	\$0	\$0	\$0
	Repairs & Maintenance	\$62,573	\$72,402	\$65,622	\$51,300	\$26,850	\$49,700	\$49,300
	Supplies & Materials	\$330,990	\$313,753	\$263,697	\$331,900	\$151,530	\$317,200	\$314,525
	Travel & Conference	\$1,727	\$2,553	\$2,411	\$4,800	\$1,330	\$5,300	\$6,300
	Utilities	\$28,028	\$30,635	\$32,268	\$35,500	\$10,165	\$34,300	\$34,300
	Billing & Administration	\$61,625	\$63,474	\$65,378	\$67,340	\$33,670	\$67,340	\$67,340
	Depreciation	\$60,886	\$55,305	\$55,745	\$55,305	\$22,780	\$55,745	\$55,745
	Total Operating Expenses	\$869,717	\$868,505	\$796,970	\$930,156	\$390,627	\$911,813	\$924,461
	Net Operating Income(Loss)	(\$5,852)	\$29,103	(\$97,434)	\$7,144	\$21,542	\$9,388	\$5,439
	Non-Operating Revenue(Expense)							
	Interest	\$986	\$796	\$632	\$200	\$20	\$200	\$200
	Miscellaneous	(\$9)	\$0	\$5,561	\$0	\$0	\$0	\$0
	Decrease in fair value of investments	\$0	\$0	\$0	\$0	\$0	\$0	\$0
	Interest & Fiscal Charges	\$0	\$0	\$0	\$0	\$0	\$0	\$0
	Loss on Assets	\$0	\$0	\$0	\$0	\$0	\$0	\$0
	Bond Issuance Cost	\$0	\$0	\$0	\$0	\$0	\$0	\$0
	Gain on disposition of Assets	\$7,208	\$0	\$0	\$0	\$0	\$0	\$0
	Donations from Private	\$0	\$0	\$0	\$0	\$0	\$0	\$0
	Nonoperating Income	\$8,185	\$796	\$6,193	\$200	\$20	\$200	\$200
	Net Income (loss)	\$2,333	\$29,899	(\$91,241)	\$7,344	\$21,562	\$9,588	\$5,639

City of Yankton
Adopted 2013 Budget

Fund: Golf Course		Estimated Revenue				Activity: Parks & Recreation		
ACCOUNT NO.	DESCRIPTION	2009 ACTUAL	2010 ACTUAL	2011 ACTUAL	2012 ADOPTED	2012 Y.T.D.	2012 ESTIMATED	2013 ADOPTED
641 3610	Interest	\$986	\$796	\$632	\$200	\$20	\$200	\$200
641 3612	Sale of Fixed Assets	\$0	\$0	\$0	\$0	\$0	\$0	\$0
641 3615	Miscellaneous Reimbursements	\$0	\$0	\$328	\$0	\$0	\$0	\$0
641 3640	Compensation Loss & Damage	\$7,208	\$0	\$5,233	\$0	\$15,696	\$15,696	\$0
641 3690	Miscellaneous	(\$9)	\$0	\$0	\$0	\$0	\$0	\$0
	Total Nonoperating Revenue	\$8,185	\$796	\$6,193	\$200	\$15,716	\$15,896	\$200
641 3701	Cash Long	\$1,362	\$1,292	\$439	\$1,000	\$170	\$1,000	\$1,000
641 3710	Prepared Food	\$40,471	\$39,018	\$33,589	\$43,500	\$11,157	\$40,000	\$40,000
641 3711	Prepared Food - NON-Taxable	\$0	\$0	\$620	\$0	\$0	\$0	\$0
641 3714	Pre-Packaged Food	\$10,199	\$8,080	\$5,504	\$10,500	\$1,959	\$10,500	\$11,000
641 3718	Beer	\$91,416	\$94,501	\$81,414	\$96,100	\$25,682	\$96,100	\$96,500
641 3720	Pop	\$28,627	\$29,856	\$22,737	\$31,000	\$7,405	\$31,000	\$31,000
641 3740	Season Pass	\$173,960	\$197,591	\$140,463	\$198,000	\$180,852	\$190,000	\$190,000
641 3741	Season Pass-Non-Taxable	\$0	\$5,150	\$4,200	\$5,000	\$0	\$5,000	\$5,000
641 3742	Greens Fees-Weekends/Holidays	\$91,608	\$88,449	\$69,138	\$91,000	\$15,823	\$91,000	\$91,000
641 3743	Greens Fees-Non-Taxable	\$0	\$3,022	\$6,150	\$3,500	\$1,573	\$6,000	\$6,000
641 3744	Greens Fees-Weekdays	\$59,298	\$51,484	\$53,751	\$64,000	\$16,786	\$64,000	\$64,000
641 3745	Greens Fees-Debt Service	\$5,963	\$3	\$0	\$0	\$1	\$1	\$0
641 3746	Golf Car Rental	\$83,499	\$88,724	\$74,460	\$90,000	\$27,187	\$90,000	\$90,000
641 3749	Golf Car Storage	\$20,029	\$21,196	\$21,198	\$22,000	\$21,054	\$22,000	\$22,000
641 3750	Trail Fees	\$22,039	\$25,159	\$25,873	\$26,000	\$28,366	\$28,750	\$29,000
641 3752	Pull Cart Rental	\$600	\$520	\$262	\$600	\$101	\$300	\$300
641 3753	Golf Club Rental	\$4,276	\$1,014	\$746	\$1,000	\$249	\$1,000	\$1,000
641 3754	Driving Range	\$18,357	\$16,705	\$11,988	\$18,400	\$7,200	\$18,400	\$18,500
641 3755	Driving Range Non-Taxable	\$0	\$1,731	\$310	\$2,500	\$0	\$500	\$500
641 3756	Handicapping	\$8,425	\$8,736	\$8,176	\$9,000	\$7,781	\$9,000	\$9,000
641 3760	Golf Balls	\$27,618	\$31,387	\$22,073	\$31,000	\$5,659	\$31,000	\$31,000
641 3762	Gloves	\$5,880	\$6,904	\$6,241	\$7,000	\$1,603	\$7,000	\$7,000
641 3764	Golf Caps/Visors	\$5,901	\$8,910	\$5,261	\$7,000	\$2,150	\$9,000	\$9,000
641 3766	Merchandise	\$59,419	\$48,434	\$29,893	\$60,000	\$13,040	\$60,000	\$60,000
641 3767	Merchandise Non-Taxable	\$0	\$10,091	\$4,564	\$10,000	\$0	\$5,000	\$5,000
641 3768	Golf Equipment	\$84,592	\$76,351	\$44,676	\$85,000	\$25,805	\$85,000	\$85,000
641 3770	Miscellaneous Merchandise	\$859	\$0	\$0	\$0	\$0	\$400	\$400
641 3783	Tournament Fee (Non taxable)	\$506	\$9,405	\$0	\$0	\$0	\$0	\$0
641 3784	Leagues	\$1,930	\$1,896	\$1,715	\$0	\$0	\$0	\$0
641 3788	Junior Golf Program	\$3,578	\$3,347	\$3,466	\$4,000	\$0	\$3,700	\$3,700
641 3790	Club Repairs	\$167	\$0	\$4,944	\$1,000	\$4,476	\$6,000	\$6,000
641 3792	Lessons	\$2,215	\$1,027	\$760	\$2,200	\$3,735	\$7,000	\$7,000
641 3793	Golf Cart Ads	\$11,071	\$17,625	\$14,925	\$17,000	\$2,525	\$2,550	\$10,000
641 3926	Equity Transfer TID	\$0	\$0	\$0	\$0	\$0	\$0	\$0
	Total Operating Revenue	\$863,865	\$897,608	\$699,536	\$937,300	\$412,169	\$921,201	\$929,900

City of Yankton
Adopted 2013 Budget

Fund: **Golf Course**

Operating Expenses

Activity: **Parks & Recreation**

ACCOUNT NO.	DESCRIPTION	2009 ACTUAL	2010 ACTUAL	2011 ACTUAL	2012 ADOPTED	2012 Y.T.D.	2012 ESTIMATED	2013 ADOPTED
641 641 101	Regular Wages	\$180,420	\$183,614	\$158,647	\$210,310	\$84,817	\$210,310	\$219,219
641 641 102	Temporary Wages	\$66,718	\$65,264	\$74,461	\$70,000	\$19,478	\$70,000	\$70,000
641 641 103	Overtime Wages	\$0	\$0	\$0	\$500	\$0	\$500	\$500
641 641 111	OASI	\$18,675	\$18,788	\$17,221	\$21,482	\$7,833	\$21,482	\$22,164
641 641 121	Retirement	\$10,825	\$11,017	\$9,356	\$12,649	\$5,089	\$12,136	\$13,183
641 641 131	Worker's Comp	\$2,252	\$2,304	\$2,381	\$6,616	(\$55)	\$6,616	\$6,947
641 641 132	Group Insurance	\$23,477	\$24,585	\$25,431	\$34,011	\$13,272	\$34,011	\$37,412
641 641 133	Unemployment Insurance	\$483	\$1,289	\$837	\$1,820	\$297	\$1,289	\$1,353
	Subtotal Personnel Services	\$302,850	\$306,861	\$288,334	\$357,388	\$130,731	\$356,344	\$370,778
641 641 201	Insurance	\$4,417	\$4,714	\$4,967	\$6,073	\$5,014	\$5,784	\$6,073
641 641 202	Professional Services	\$339	\$354	\$575	\$400	\$257	\$500	\$500
641 641 203	Bank Card Discounts	\$8,808	\$9,725	\$8,657	\$10,000	\$4,542	\$10,000	\$10,000
641 641 204	Contracted Services-Operations	\$4,501	\$5,416	\$5,394	\$5,500	\$2,502	\$5,500	\$5,500
641 641 209	Licenses	\$535	\$290	\$290	\$650	\$15	\$300	\$300
641 641 211	Advertising	\$2,438	\$3,023	\$3,632	\$4,000	\$1,241	\$3,800	\$3,800
641 641 221	Repairs & Maint.-Equipment	\$29,512	\$51,421	\$12,246	\$12,000	\$4,086	\$12,000	\$12,000
641 641 222	Repairs & Maint.-Vehicles	\$0	\$214	\$0	\$300	\$688	\$700	\$300
641 641 223	Repairs & Maint.-Buildings	\$21,176	\$10,040	\$34,497	\$25,000	\$14,402	\$25,000	\$25,000
641 641 224	Repairs & Maint.-Central Garage	\$11,885	\$10,727	\$18,879	\$14,000	\$7,674	\$12,000	\$12,000
641 641 231	Postage	\$1,003	\$961	\$610	\$1,200	\$28	\$1,000	\$1,000
641 641 232	Office Supplies	\$1,134	\$492	\$1,032	\$1,200	\$324	\$1,200	\$1,200
641 641 233	Printing & Binding	\$406	\$1,183	\$186	\$1,200	\$0	\$500	\$500
641 641 234	Copies	\$41	\$0	\$1	\$125	\$15	\$50	\$50
641 641 235	Subscriptions & Publications	\$0	\$0	\$0	\$75	\$0	\$0	\$0
641 641 236	Janitorial Supplies	\$3,505	\$3,178	\$3,717	\$4,200	\$1,766	\$4,200	\$4,200
641 641 240	Chemicals & Gases	\$35,732	\$35,663	\$33,496	\$40,000	\$15,448	\$40,000	\$40,000
641 641 241	Agricultural Supplies	\$11,718	\$4,908	\$5,934	\$10,000	\$2,411	\$8,000	\$8,000
641 641 242	Recreation Supplies	\$3,261	\$4,694	\$1,996	\$4,500	\$982	\$3,000	\$3,000
641 641 243	Medical & Safety Supplies	\$25	\$0	\$1,210	\$100	\$0	\$100	\$100
641 641 244	Uniforms & Dry Goods	\$260	\$447	\$462	\$1,000	\$345	\$1,000	\$1,200
641 641 247	Small Tools & Hardware	\$269	\$106	\$565	\$800	\$698	\$1,000	\$1,000
641 641 261	Membership Dues	\$646	\$446	\$661	\$800	\$110	\$800	\$800
641 641 263	Travel Expense	\$0	\$0	\$386	\$1,000	\$117	\$1,500	\$2,000
641 641 265	Conferences & Meetings	\$1,081	\$2,107	\$1,364	\$3,000	\$1,213	\$3,000	\$3,500
641 641 271	Telephone	\$1,918	\$1,934	\$1,946	\$2,500	\$965	\$2,200	\$2,200
641 641 272	Electricity	\$17,334	\$19,083	\$20,749	\$21,000	\$6,287	\$21,000	\$21,000
641 641 273	Fuel-Heating	\$5,030	\$5,479	\$5,530	\$7,000	\$1,949	\$6,500	\$6,500
641 641 274	Water Service	\$1,674	\$1,880	\$1,879	\$2,000	\$548	\$2,000	\$2,000

City of Yankton
 Adopted 2013 Budget

Fund: Golf Course Operating Expenses Activity: Parks & Recreation

ACCOUNT NO.	DESCRIPTION	2009 ACTUAL	2010 ACTUAL	2011 ACTUAL	2012 ADOPTED	2012 Y.T.D.	2012 ESTIMATED	2013 ADOPTED
641 641 275	Sewer Service	\$1,529	\$1,707	\$1,688	\$2,000	\$416	\$1,800	\$1,800
641 641 276	Landfill	\$543	\$552	\$476	\$1,000	\$0	\$800	\$800
641 641 277	Rubble	\$0	\$0	\$0	\$0	\$0	\$0	\$0
641 641 281	Billing and Administration	\$61,625	\$63,474	\$65,378	\$67,340	\$33,670	\$67,340	\$67,340
641 641 291	Depreciation	\$60,886	\$55,305	\$55,745	\$55,305	\$22,780	\$55,745	\$55,745
	Subtotal Other Current Expenditures	\$293,231	\$299,523	\$294,148	\$305,268	\$130,493	\$298,319	\$299,408
641 641 701	Cash Short	\$918	\$760	\$598	\$1,000	\$88	\$600	\$600
641 641 710	Entree	\$26,204	\$26,398	\$27,916	\$27,000	\$7,133	\$26,000	\$26,000
641 641 714	Candy	\$4,189	\$4,357	\$3,795	\$4,500	\$4,118	\$6,600	\$4,500
641 641 716	Cigarettes	\$0	\$0	\$0	\$0	\$0	\$0	\$0
641 641 718	Beer	\$29,752	\$31,240	\$28,129	\$30,000	\$11,321	\$31,000	\$31,000
641 641 720	Beverages	\$12,867	\$14,455	\$11,256	\$14,500	\$2,849	\$12,000	\$12,000
641 641 722	Drinks	\$22	\$0	\$301	\$0	\$0	\$0	\$0
641 641 724	Coffee	\$7	\$0	\$0	\$0	\$75	\$75	\$75
641 641 746	Golf Car Rental	\$34,969	\$33,759	\$33,639	\$35,000	\$19,876	\$34,000	\$34,000
641 641 749	Reimbursement-Golf Shed Rental	\$0	\$0	\$0	\$0	\$0	\$0	\$0
641 641 752	Pull Carts - Rental	\$0	\$0	\$0	\$0	\$774	\$775	\$0
641 641 754	Driving Range	\$110	\$2,887	\$2,814	\$3,000	\$3,058	\$3,100	\$3,100
641 641 756	Handicapping	\$7,056	\$7,250	\$7,359	\$7,500	\$0	\$7,000	\$7,000
641 641 760	Golf Balls	\$22,202	\$24,399	\$18,712	\$22,000	\$11,258	\$18,500	\$18,500
641 641 762	Gloves	\$3,768	\$3,802	\$4,110	\$4,000	\$2,206	\$3,500	\$3,500
641 641 764	Golf Caps/Visors	\$4,125	\$5,493	\$3,882	\$5,000	\$4,383	\$4,500	\$4,500
641 641 766	Merchandise	\$52,121	\$57,752	\$20,693	\$50,000	\$27,106	\$45,000	\$45,000
641 641 768	Golf Equipment	\$73,036	\$51,868	\$43,140	\$60,000	\$31,859	\$55,000	\$55,000
641 641 770	Miscellaneous Merchandise	\$0	\$180	\$0	\$0	\$0	\$0	\$0
641 641 788	Junior Golf Program	\$0	\$1,070	\$920	\$1,500	\$0	\$1,000	\$1,000
641 641 790	Club Repairs	\$0	\$0	(\$1,395)	\$0	\$3,409	\$6,000	\$6,000
641 641 791	Miscellaneous	\$2,290	(\$3,549)	\$8,619	\$2,500	\$0	\$2,500	\$2,500
641 641 792	Lessons	\$0	\$0	\$0	\$0	\$0	\$0	\$0
	Subtotal Resale Expenditures	\$273,636	\$262,121	\$214,488	\$267,500	\$129,513	\$257,150	\$254,275
	Total Operating Expenditures	\$869,717	\$868,505	\$796,970	\$930,156	\$390,737	\$911,813	\$924,461

City of Yankton
Adopted 2013 Budget

Fund: **Golf Course**

Function: **Improvement & Extensions**

Activity: **Parks & Recreation**

ACCOUNT NO.	DESCRIPTION	2009 ACTUAL	2010 ACTUAL	2011 ACTUAL	2012 ADOPTED	2012 Y.T.D.	2012 ESTIMATED	2013 ADOPTED
	Revenues:							
	Net Gain(Loss)	\$2,333	\$29,899	(\$91,241)	\$7,344	\$21,562	\$9,588	\$5,639
	Depreciation	\$60,886	\$55,305	\$55,745	\$55,305	\$22,780	\$55,745	\$55,745
	Beginning Balance	(\$47,375)	\$15,844	\$99,168	\$179,579	\$7,303	\$7,303	\$7,138
	Total Funds Available	\$15,844	\$101,048	\$63,672	\$242,228	\$51,645	\$72,636	\$68,522
	Application of Funds Available							
	Principal On Debt	\$0	\$0	\$0	\$0	\$0	\$0	\$0
	Increase (Decr.) Debt Service Reserve	\$0	\$0	\$0	\$0	\$0	\$0	\$0
	Equipment	\$0	\$1,880	\$56,369	\$71,000	\$0	\$33,500	\$54,000
	Course Improvements	\$0	\$0	\$0	\$0	\$15,998	\$31,998	\$0
	Reserve for Future Improvements	\$0	\$0	\$0	\$0	\$0	\$0	\$0
	Advance to Other Funds	\$0	\$0	\$0	\$0	\$0	\$0	\$0
	Total Applied	\$0	\$1,880	\$56,369	\$71,000	\$15,998	\$65,498	\$54,000
	Due to / Due From	\$0	\$0	\$0	\$0	\$0	\$0	\$0
	Ending Balance	\$15,844	\$99,168	\$7,303	\$171,228	\$35,647	\$7,138	\$14,522

City of Yankton
Adopted 2013 Budget

Fund: **Golf Course**

Function: **Improvement & Extension**

Activity: **Parks & Recreation**

ACCOUNT NO.	DESCRIPTION	2009 ACTUAL	2010 ACTUAL	2011 ACTUAL	2012 ADOPTED	2012 Y.T.D.	2012 ESTIMATED	2013 ADOPTED
641 641 411	Interest	\$0	\$0	\$0	\$0	\$0	\$0	\$0
	Total Interest & Fiscal Fees	\$0	\$0	\$0	\$0	\$0	\$0	\$0
	Total Nonoperating Expenses	\$0	\$0	\$0	\$0	\$0	\$0	\$0
641 641 301	Capital Repair and Maintenance	\$0	\$0	\$0	\$0	\$15,998	\$31,998	\$0
641 641 320	Building & Structures	\$0	\$0	\$0	\$0	\$0	\$0	\$0
641 641 350	Course Equipment	\$0	\$1,880	\$56,369	\$71,000	\$0	\$33,500	\$54,000
	Total Capital Expenditures	\$0	\$1,880	\$56,369	\$71,000	\$15,998	\$65,498	\$54,000
641 641 399	Debt Service Reserve-Current	\$0	\$0	\$0	\$0	\$0	\$0	\$0
	Debt Service Reserve-Total	\$0	\$0	\$0	\$0	\$0	\$0	\$0

<p style="text-align: center;">CENTRAL GARAGE ACCOUNT #801</p>

PURPOSE OF THIS DEPARTMENT: Why does this department exist?

Provide a quick and effective customer service response for the proper maintenance of the city's fleet of vehicles and mobile equipment.

DEPARTMENT PERSONNEL: one Fleet Supervisor and one Fleet Mechanic.

GOALS OF THIS DEPARTMENT: What will this department attempt to accomplish this year?

- 1 Provide a cost effective operation for maintenance services
-

OBJECTIVES FOR REACHING OUR GOALS:

- Provide services and times comparable with private market
-

INTENDED OUTCOMES FROM BUDGET EXPENDITURES

The 2013 Central Garage budget represents a plan to continue the internal repair and maintenance operations of the municipal fleet. Additional expenditures are being proposed in the Capital plan to provide needed maintenance to the facility and improve the aesthetic quality of the property.

City of Yankton
Adopted 2013 Budget

Fund: Central Garage **Estimated Revenue** **Activity: Public Works Department**

ACCOUNT NO.	DESCRIPTION	2009 ACTUAL	2010 ACTUAL	2011 ACTUAL	2012 ADOPTED	2012 Y.T.D.	2012 ESTIMATED	2013 ADOPTED
801 3650	Central Garage Billings - City	\$512,121	\$572,575	\$629,283	\$692,190	\$185,167	\$692,190	\$746,282
801 3651	Central Garage Billings - Other	\$29,477	\$30,616	\$47,873	\$35,000	\$12,437	\$35,000	\$35,000
801 3652	Central Garage Billings - Yanton Trans	\$42,234	\$45,030	\$66,486	\$55,000	\$20,302	\$55,000	\$55,000
	Total Revenue	\$583,832	\$648,221	\$743,642	\$782,190	\$217,906	\$782,190	\$836,282

City of Yankton
Adopted 2013 Budget

Fund: **Central Garage**

Operating Expenses

Activity: **Public Works Department**

ACCOUNT NO.	DESCRIPTION	2009 ACTUAL	2010 ACTUAL	2011 ACTUAL	2012 ADOPTED	2012 Y.T.D.	2012 ESTIMATED	2013 ADOPTED
801 801 101	Regular Wages	\$81,345	\$92,897	\$89,151	\$90,220	\$41,452	\$90,220	\$94,042
801 801 103	Overtime Wages	\$306	\$606	\$287	\$500	\$134	\$500	\$500
801 801 111	OASI	\$6,034	\$6,893	\$6,537	\$6,940	\$2,635	\$6,940	\$7,232
801 801 121	Retirement	\$4,899	\$5,607	\$5,366	\$5,443	\$2,171	\$5,443	\$5,673
801 801 131	Worker's Compensation	\$1,412	\$1,444	\$1,556	\$1,533	(\$34)	\$1,533	\$1,610
801 801 132	Group Insurance	\$11,619	\$11,859	\$13,244	\$13,443	\$6,090	\$13,443	\$14,787
801 801 133	Unemployment Insurance	\$90	\$290	\$135	\$315	\$99	\$135	\$142
	Subtotal Personnel Services	\$105,705	\$119,596	\$116,276	\$118,394	\$52,547	\$118,214	\$123,986
801 801 202	Professional Services	\$1,917	\$2,558	\$2,673	\$2,300	\$1,303	\$2,300	\$2,300
801 801 221	Rep. & Maint. - Equipment	\$4,057	\$13,078	\$1,320	\$3,000	\$843	\$3,000	\$3,000
801 801 223	Rep. & Maint. - Buildings	\$2,933	\$2,612	\$2,435	\$3,000	\$126	\$3,000	\$3,000
801 801 232	Office Supplies	\$761	\$504	\$468	\$800	\$184	\$800	\$800
801 801 236	Janitorial Supplies	\$1,600	\$1,718	\$1,631	\$1,600	\$0	\$1,600	\$1,600
801 801 238	Garage Gasoline & Lubricants	\$276,988	\$299,211	\$397,357	\$440,000	\$121,497	\$400,000	\$440,000
801 801 240	Chemicals & Gases	\$657	\$553	\$269	\$800	\$22	\$800	\$800
801 801 243	Medical & Safety Supplies	\$187	\$105	\$167	\$200	\$16	\$200	\$200
801 801 244	Uniforms & Dry Goods	\$58	\$16	\$10	\$100	\$10	\$100	\$100
801 801 247	Small Tools & Hardware	\$971	\$5,631	\$5,740	\$6,000	\$284	\$6,000	\$7,000
801 801 249	Garage Parts	\$89,435	\$163,566	\$153,559	\$145,000	\$53,018	\$145,000	\$150,000
801 801 264	Schools	\$0	\$0	\$0	\$250	\$0	\$250	\$250
801 801 271	Telephone	\$90	\$95	\$81	\$250	\$32	\$200	\$250
801 801 272	Electricity	\$9,447	\$10,056	\$9,847	\$11,000	\$3,925	\$11,000	\$11,000
801 801 273	Fuel-Heating	\$2,604	\$6,300	\$5,944	\$8,500	\$4,819	\$8,500	\$8,500
801 801 274	Water Purchased	\$389	\$402	\$414	\$450	\$161	\$430	\$450
801 801 275	Sewer Service	\$496	\$503	\$519	\$580	\$202	\$550	\$580
801 801 276	Landfill	\$417	\$385	\$9,491	\$400	\$59	\$400	\$400
801 801 291	Depreciation	\$21,132	\$17,066	\$13,664	\$17,066	\$7,902	\$17,066	\$17,066
	Subtotal Other Current Expenditures	\$414,139	\$524,368	\$605,589	\$641,296	\$194,403	\$601,196	\$647,296
	Total Operating Expenses	\$519,844	\$643,964	\$721,865	\$759,690	\$246,950	\$719,410	\$771,282

City of Yankton
Adopted 2013 Budget

Fund: **Central Garage**

Function: **Improvement & Extensions**

Activity: **Public Works**

ACCOUNT NO.	DESCRIPTION	2009 ACTUAL	2010 ACTUAL	2011 ACTUAL	2012 ADOPTED	2012 Y.T.D.	2012 ESTIMATED	2013 ADOPTED
	Revenues:							
	Net Gain(Loss)	\$63,988	\$4,257	\$21,777	\$22,500	(\$29,044)	\$62,780	\$65,000
	Depreciation	\$21,132	\$17,066	\$13,664	\$17,066	\$7,902	\$17,066	\$17,066
	Beginning Balance	\$46,652	\$131,772	\$145,720	\$49,360	\$179,248	\$179,248	\$183,158
	Total Funds Available	\$131,772	\$153,095	\$181,161	\$88,926	\$158,106	\$259,094	\$265,224
	Application of Funds Available							
	Equipment	\$0	\$7,375	\$1,913	\$56,000	\$41,320	\$53,436	\$65,000
	Total Applied	\$0	\$7,375	\$1,913	\$78,500	\$41,320	\$75,936	\$65,000
	Ending Balance	\$131,772	\$145,720	\$179,248	\$10,426	\$116,786	\$183,158	\$200,224

City of Yankton
Adopted 2013 Budget

Fund: **Central Garage**

Function: **Improvement & Extension**

Activity: **Public Works**

ACCOUNT NO.	DESCRIPTION	2009 ACTUAL	2010 ACTUAL	2011 ACTUAL	2012 ADOPTED	2012 Y.T.D.	2012 ESTIMATED	2013 ADOPTED
801 801 580	Loss on Disposition of Assets	\$0	\$0	\$0	\$0	\$0	\$0	\$0
	Total Nonoperating Expenses	\$0	\$0	\$0	\$0	\$0	\$0	\$0
801 801 320	Buildings & Improvements	\$0	\$0	\$0	\$22,500	\$0	\$22,500	\$0
801 801 350	Equipment	\$0	\$7,375	\$1,913	\$56,000	\$41,320	\$53,436	\$65,000
	Total Capital Expenditures	\$0	\$7,375	\$1,913	\$78,500	\$41,320	\$75,936	\$65,000

CITY OF YANKTON
FIVE YEAR CAPITAL IMPROVEMENT PLAN
FISCAL YEARS 2012 – 2016





CITY OF YANKTON



FIVE YEAR CAPITAL IMPROVEMENT PLAN

FISCAL YEARS 2012 – 2016






INTRODUCTION



The Fiscal Year 2012-2016 Capital Improvement Plan (CIP) is an update of the City's annual capital improvement planning process. The five-year plan provides a schedule for capital projects and identifies funding sources.

The CIP is vital to the City of Yankton. It is a plan for physical improvements to public facilities / infrastructure and the purchase of capital equipment. The plan additionally has a positive economic impact on the local economy. The City Commission has recognized the importance of this planning process and annually engages in the preparation, review and adoption of the Capital Improvement Plan. Public meetings are held annually to review the five-year plan.

The five-year CIP is revised annually to include new projects, reflect changes in priorities and to extend the plan an additional year. The first year of the plan is the current year and is adjusted throughout the year as needs dictate or when changes are made to existing approved projects.

Legend

-  **100 Series – General Fund**
-  **200 Series – Special Revenues**
-  **500 Series – Capital Projects**
-  **600 Series – Enterprise Fund**
-  **800 series – Internal Services**

-  **Recent Changes to the Plan – Increases or Funding Changes**
-  **Recent Changes to the Plan - Decreases**

CITY OF YANKTON
FIVE YEAR CAPITAL IMPROVEMENT PLAN

DEPARTMENT	DESCRIPTION	2012	2013	2014	2015	2016	TOTAL
CITY MANAGER'S OFFICE 101.102.xxx	OFFICE FURNITURE / EQUIPMENT	\$1,000	\$1,000	\$1,000	\$1,000	\$1,000	\$5,000
	TOTAL	\$1,000	\$1,000	\$1,000	\$1,000	\$1,000	\$5,000
	GENERAL	\$1,000	\$1,000	\$1,000	\$1,000	\$1,000	\$5,000
FINANCE 101.104.xxx	OFFICE FURNITURE / EQUIPMENT	\$1,000	\$1,000	\$1,000	\$1,000	\$1,000	\$5,000
	TOTAL	\$1,000	\$1,000	\$1,000	\$1,000	\$1,000	\$5,000
	GENERAL	\$1,000	\$1,000	\$1,000	\$1,000	\$1,000	\$5,000
INFORMATION SERVICES 101.105.xxx	SERVER & COMPUTER EQUIPMENT	\$44,000	\$35,000	\$25,000	\$25,000	\$30,000	\$159,000
	AS400 REPLACEMENT OR PC SYSTEM CONVERSION	\$0	\$0	\$0	\$0	\$200,000	\$200,000
	OFFICE FURNITURE / EQUIPMENT	\$1,000	\$1,000	\$1,000	\$1,000	\$1,000	\$5,000
	PLOTTER / PRINTER REPLACEMENT	\$20,000	\$2,000	\$2,000	\$2,000	\$2,000	\$28,000
	WIDE FORMAT SCANNER	\$16,000	\$0	\$0	\$0	\$0	\$16,000
	TECHNOLOGY EQUIPMENT	\$1,000	\$1,000	\$1,000	\$1,000	\$1,000	\$5,000
	PEG CHANNEL / COMMUNITY MEETING ROOM EQUIPMENT	\$10,000	\$0	\$0	\$0	\$0	\$10,000
	DIGITAL CAMERA	\$0	\$1,000	\$0	\$0	\$0	\$1,000
	SOFTWARE UPGRADE / MAINTENANCE	\$2,000	\$2,000	\$2,000	\$2,000	\$2,000	\$10,000
	TOTAL	\$94,000	\$42,000	\$31,000	\$31,000	\$236,000	\$434,000
GENERAL	\$94,000	\$42,000	\$31,000	\$31,000	\$236,000	\$434,000	
COMMUNITY DEVELOPMENT 101.106.xxx	VEHICLE REPLACEMENT	\$0	\$24,000	\$0	\$0	\$0	\$24,000
	OFFICE FURNITURE / EQUIPMENT	\$1,000	\$0	\$1,000	\$0	\$1,000	\$3,000
	BUILDING PERMIT, ORDINANCE COMPLIANCE, ZONING SOFTWARE SYSTEM	\$0	\$30,000	\$0	\$0	\$0	\$30,000
	PIN LOCATOR	\$900	\$0	\$0	\$0	\$0	\$900
	TOTAL	\$1,900	\$54,000	\$1,000	\$0	\$1,000	\$57,900
	GENERAL	\$1,900	\$54,000	\$1,000	\$0	\$1,000	\$57,900

CITY OF YANKTON
FIVE YEAR CAPITAL IMPROVEMENT PLAN

DEPARTMENT	DESCRIPTION	2012	2013	2014	2,015	2016	TOTAL
POLICE 101.111.xxx	RANGE UPGRADE	\$2,000	\$3,000	\$3,000	\$3,000	\$3,000	\$14,000
	VEHICLE REPLACEMENTS	\$70,000	\$75,000	\$120,000	\$110,000	\$110,000	\$485,000
	PROTECTIVE VESTS	\$14,000	\$7,000	\$7,000	\$7,000	\$7,000	\$42,000
	K-9 DOG UNIT	\$0	\$2,000	\$15,000	\$0	\$15,000	\$32,000
	SPECIAL RESPONSE TEAM EQUIPMENT	\$5,000	\$6,000	\$6,000	\$7,000	\$7,000	\$31,000
	TASERS	\$3,700	\$4,500	\$3,000	\$2,500	\$2,500	\$16,200
	VIDEO CAMERA AND RECORDER-PATROL CARS	\$8,000	\$55,000	\$8,000	\$5,000	\$5,000	\$81,000
	PORTABLE RADIOS	\$9,000	\$9,000	\$9,000	\$9,000	\$9,000	\$45,000
	IN CAR COMPUTERS	\$5,000	\$5,000	\$5,000	\$5,000	\$5,000	\$25,000
	REPLACE RADAR	\$5,000	\$6,000	\$6,000	\$6,000	\$6,000	\$29,000
	FURNITURE	\$2,500	\$2,500	\$2,500	\$2,500	\$2,500	\$12,500
	TELETYPE	\$0	\$0	\$0	\$0	\$0	\$0
	DETECTIVE EQUIPMENT	\$10,000	\$4,000	\$4,000	\$4,000	\$4,000	\$26,000
	CAMERAS	\$2,000	\$2,000	\$1,000	\$1,000	\$1,000	\$7,000
	WEAPONS	\$0	\$28,000	\$28,000	\$0	\$0	\$56,000
	TOTAL	\$136,200	\$209,000	\$217,500	\$162,000	\$177,000	\$901,700
	GENERAL	\$136,200	\$181,500	\$217,500	\$162,000	\$177,000	\$874,200
	GRANTS + DMV	\$0	\$27,500	\$0	\$0	\$0	\$27,500
	TOTAL	\$136,200	\$209,000	\$217,500	\$162,000	\$177,000	\$901,700
	ANIMAL CONTROL 101.113.xxx	FENCING	\$500	\$0	\$0	\$0	\$0
SHELTER RENOVATION		\$3,000	\$3,000	\$3,000	\$3,000	\$3,000	\$15,000
TOTAL		\$3,500	\$3,000	\$3,000	\$3,000	\$3,000	\$15,500
GENERAL		\$3,500	\$3,000	\$3,000	\$3,000	\$3,000	\$15,500
TOTAL	\$3,500	\$3,000	\$3,000	\$3,000	\$3,000	\$15,500	

CITY OF YANKTON
FIVE YEAR CAPITAL IMPROVEMENT PLAN

DEPARTMENT	DESCRIPTION	2012	2013	2014	2,015	2016	TOTAL
FIRE	2ND STATION DEBT SERVICE	\$190,232	\$190,232	\$190,232	\$190,232	\$190,232	\$951,160
101.114.xxx	REPLACE ENGINE 3 - 1982	\$212,070	\$0	\$0	\$0	\$0	\$212,070
	2ND STATION CAPITAL	\$4,750	\$240,694	\$0	\$0	\$0	\$245,444
	CYCLICAL REPLACEMENT OF PERSONAL PROTECTIVE EQUIPMENT	\$7,000	\$10,000	\$10,000	\$10,000	\$10,000	\$47,000
	CYCLICAL REPLACEMENT OF FIRE HOSE	\$3,000	\$3,500	\$3,500	\$3,500	\$3,500	\$17,000
	CYCLICAL REPLACEMENT OF PAGERS	\$2,000	\$2,000	\$2,000	\$2,000	\$2,000	\$10,000
	REPLACE HAZARDOUS MATERIALS TRAIL(STORM DAMAGE)	\$8,571	\$0	\$0	\$0	\$0	\$8,571
	TWO WAY RADIOS AND RADIO ACCESSORIES	\$2,000	\$0	\$0	\$0	\$0	\$2,000
	FIRE GRANT EQUIPMENT (95/5)	\$100,000	\$100,000	\$100,000	\$100,000	\$100,000	\$500,000
	REPLACE ENGINE #2 - 1992	\$0	\$400,000	\$0	\$0	\$0	\$400,000
	REPLACE LADDER #1 - 1989	\$0	\$0	\$1,000,000	\$0	\$0	\$1,000,000
	HOSE TESTER	\$3,000	\$0	\$0	\$0	\$0	\$3,000
	RETROFIT ENGINE #1 WTH FOAM SYSTEM	\$0	\$15,000	\$0	\$0	\$0	\$15,000
	RETROFIT / REPAIR SCBA PASS DEVICES	\$0	\$0	\$0	\$0	\$0	\$0
	REPLACE THERMAL IMAGING CAMERA - 1998	\$0	\$0	\$14,500	\$0	\$0	\$14,500
	REPLACE 2008 PICKUP - FIRE CHIEF	\$0	\$0	\$0	\$45,000	\$0	\$45,000
	REPLACE GARAGE DOORS STATION #1	\$0	\$0	\$0	\$12,000	\$0	\$12,000
	REPLACE FIRE SAFETY TRAILER	\$0	\$0	\$0	\$0	\$0	\$0
	REPLACE 2009 PICKUP - DEPUTY FIRE CHIEF	\$0	\$0	\$0	\$0	\$45,000	\$45,000
	PAINT INTERIOR FIRE STATION #1	\$0	\$0	\$0	\$5,000	\$0	\$5,000
	PORTABLE SCENE LIGHTS	\$0	\$0	\$7,500	\$0	\$0	\$7,500
	REPLACE PORTABLE GENERATORS	\$0	\$0	\$0	\$0	\$2,700	\$2,700
	MOBILE COMPUTERS	\$0	\$20,000	\$0	\$0	\$0	\$20,000
	TOTAL	\$532,623	\$981,426	\$1,327,732	\$367,732	\$353,432	\$3,562,945
	GENERAL	\$247,391	\$696,194	\$1,042,500	\$82,500	\$68,200	\$2,136,785
	FIRE STATION OPT-OUT	\$190,232	\$190,232	\$190,232	\$190,232	\$190,232	\$951,160
	GRANT FUNDS	\$95,000	\$95,000	\$95,000	\$95,000	\$95,000	\$475,000
	TOTAL	\$532,623	\$981,426	\$1,327,732	\$367,732	\$353,432	\$3,562,945
CIVIL DEFENSE	REPLACE 1976 MODEL YEAR SIREN - CITY HALL - INSTALL ONLY	\$10,960	\$0	\$0	\$0	\$0	\$10,960
101.115.xxx	CONVERT FOX RUN SIREN TO AC / DC	\$2,750	\$0	\$0	\$0	\$0	\$2,750
	TOTAL	\$13,710	\$0	\$0	\$0	\$0	\$13,710
	GENERAL	\$13,710	\$0	\$0	\$0	\$0	\$13,710
	TOTAL	\$13,710	\$0	\$0	\$0	\$0	\$13,710

CITY OF YANKTON
FIVE YEAR CAPITAL IMPROVEMENT PLAN

DEPARTMENT	DESCRIPTION	2012	2013	2014	2015	2016	TOTAL
ENGINEERING 101.122.xxx	RADIOS / SURVEY	\$1,000	\$0	\$0	\$0	\$1,200	\$2,200
	VEHICLES - CARS/SURVEY VAN	\$0	\$0	\$20,000	\$0	\$38,000	\$58,000
	ELECTRONIC RECORDS STORAGE	\$10,000	\$0	\$0	\$0	\$0	\$10,000
	REPLACE TOTAL STATION	\$0	\$0	\$0	\$33,000	\$0	\$33,000
	FURNITURE & OFFICE EQUIPMENT	\$3,000	\$3,000	\$3,000	\$3,000	\$3,000	\$15,000
	TOTAL	\$14,000	\$3,000	\$23,000	\$36,000	\$42,200	\$118,200
	GENERAL	\$14,000	\$3,000	\$23,000	\$36,000	\$42,200	\$118,200
STREETS 101.123.xxx	REPLACE TRUCKS	\$110,933	\$0	\$125,000	\$0	\$0	\$235,933
	ASHPALT CRACK ROUTER	\$0	\$0	\$0	\$0	\$18,000	\$18,000
	ROLLER (STEEL FACE)	\$40,958	\$125,000	\$0	\$0	\$0	\$165,958
	ONE TON TRUCK REPLACEMENT	\$0	\$62,000	\$62,000	\$0	\$0	\$124,000
	UTILITY TRACTOR WITH MOWER	\$0	\$0	\$110,000	\$0	\$0	\$110,000
	REPLACE PICKUP	\$0	\$38,000	\$0	\$38,000	\$0	\$76,000
	ASHPALT STORAGE BOILER	\$0	\$65,000	\$0	\$0	\$0	\$65,000
	REPLACE MOTOR GRADER (SHARE W/SNOW & ICE)	\$0	\$0	\$0	\$125,000	\$0	\$125,000
	JOINT / CRACK FILLER	\$0	\$0	\$0	\$0	\$40,000	\$40,000
	OIL DISTRIBUTION TRUCK	\$0	\$0	\$0	\$0	\$150,000	\$150,000
	SKID LOADER	\$0	\$0	\$0	\$0	\$35,000	\$35,000
	ASHPALT STORAGE TANK	\$0	\$0	\$0	\$0	\$45,000	\$45,000
	TOTAL	\$151,891	\$290,000	\$297,000	\$163,000	\$288,000	\$1,189,891
	GENERAL	\$151,891	\$290,000	\$297,000	\$163,000	\$288,000	\$1,189,891
TOTAL	\$151,891	\$290,000	\$297,000	\$163,000	\$288,000	\$1,189,891	
SNOW AND ICE REMOVAL 101.124.xxx	REPLACE SNOW PLOWS	\$11,000	\$13,000	\$13,000	\$0	\$13,000	\$50,000
	SNOW BOX	\$0	\$10,000	\$10,000	\$0	\$12,000	\$32,000
	SLIP-IN STAINLESS STEEL SANDER	\$0	\$0	\$33,000	\$0	\$0	\$33,000
	RESHINGLE SALT SHED	\$0	\$0	\$0	\$0	\$20,000	\$20,000
	REPLACE MOTOR GRADER (SHARE W/SNOW & ICE)	\$0	\$0	\$0	\$125,000	\$0	\$125,000
	6X6 W / UNDERBODY	\$0	\$0	\$0	\$157,000	\$0	\$157,000
	TOTAL	\$11,000	\$23,000	\$56,000	\$282,000	\$45,000	\$417,000
GENERAL	\$11,000	\$23,000	\$56,000	\$282,000	\$45,000	\$417,000	

CITY OF YANKTON
FIVE YEAR CAPITAL IMPROVEMENT PLAN

	DESCRIPTION	2012	2013	2014	2,015	2016	TOTAL
CITY HALL 101.125.xxx	LAWN CARE EQUIPMENT AND LANDSCAPING	\$1,000	\$1,000	\$1,000	\$1,000	\$1,000	\$5,000
	WINDOW REPLACEMENT	\$0	\$0	\$0	\$120,000	\$0	\$120,000
	KEY SYSTEM	\$0	\$0	\$0	\$0	\$0	\$0
	CARPET / FLOORING REPLACEMENT	\$1,500	\$1,500	\$1,500	\$1,500	\$1,500	\$7,500
	ROOF MAINTENANCE	\$0	\$20,000	\$0	\$0	\$5,000	\$25,000
	BUILDING MASONRY REPAIR	\$0	\$4,000	\$0	\$0	\$0	\$4,000
	REPLACE PICKUP	\$0	\$0	\$0	\$20,000	\$0	\$20,000
	REPAIR GYM FLOOR / REFINISH	\$0	\$0	\$0	\$15,000	\$0	\$15,000
	CITY HALL GYM FLOORING	\$0	\$0	\$49,000	\$0	\$0	\$49,000
	ELECTRICAL WIRING / DATA WIRING	\$0	\$0	\$0	\$80,000	\$0	\$80,000
	UPGRADE / REPLACE HEATING CONTROL TALON MOTHERBOARD	\$0	\$5,500	\$0	\$0	\$0	\$5,500
	GARAGE DOORS	\$0	\$8,000	\$0	\$0	\$0	\$8,000
	RIDING MOWER	\$0	\$2,500	\$0	\$0	\$0	\$2,500
	BASKETBALL HOOPS, BRACING, BACKBOARDS - 6	\$0	\$0	\$4,000	\$0	\$0	\$4,000
	PORTABLE TENNIS NETS - 2	\$0	\$0	\$1,000	\$0	\$0	\$1,000
	KEY & SECURITY SYSTEM	\$0	\$50,000	\$0	\$0	\$0	\$50,000
	TOTAL	\$2,500	\$92,500	\$56,500	\$237,500	\$7,500	\$396,500
	GENERAL	\$2,500	\$92,500	\$56,500	\$237,500	\$7,500	\$396,500
	GRANTS	\$0	\$0	\$0	\$0	\$0	\$0
	TOTAL	\$2,500	\$92,500	\$56,500	\$237,500	\$7,500	\$396,500
TRAFFIC CONTROL 101.126.xxx	NEW STREET LIGHTS / DETECTOR LOOPS & CIRCUITS	\$5,000	\$5,000	\$5,000	\$5,000	\$5,000	\$25,000
	SCHOOL CROSSINGS	\$3,000	\$3,000	\$3,000	\$3,000	\$3,000	\$15,000
	STREET LIGHTING REPLACEMENT	\$11,000	\$11,000	\$11,000	\$11,000	\$11,000	\$55,000
	TRUCK WITH AERIAL BASKET	\$109,332	\$0	\$0	\$0	\$0	\$109,332
	SIGNAL SYSTEM UPGRADES / REPLACEMENT	\$25,000	\$25,000	\$25,000	\$25,000	\$25,000	\$125,000
	TOTAL	\$153,332	\$44,000	\$44,000	\$44,000	\$44,000	\$329,332
	GENERAL	\$153,332	\$44,000	\$44,000	\$44,000	\$44,000	\$329,332

CITY OF YANKTON
FIVE YEAR CAPITAL IMPROVEMENT PLAN

DEPARTMENT	DESCRIPTION	2012	2013	2014	2,015	2016	TOTAL	
AIRPORT - 127 101.127.xxx	BARREL HANGER MAINTENANCE	\$0	\$8,000	\$5,000	\$0	\$0	\$13,000	
	HANGER	\$34,145	\$34,145	\$34,145	\$34,145	\$34,145	\$170,725	
	FUEL TRUCK	\$68,000	\$0	\$0	\$0	\$0	\$68,000	
	PLANE MAINTENANCE HANGER	\$141,500	\$0	\$0	\$0	\$0	\$141,500	
	REPLACE FLOOR COVERINGS	\$2,800	\$0	\$0	\$0	\$4,000	\$6,800	
	REPLACE TRACTOR AND MOWER	\$0	\$120,000	\$0	\$0	\$0	\$120,000	
	NEW FUELING SYSTEM	\$0	\$0	\$0	\$75,000	\$0	\$75,000	
	TEE HANGER ICE REMOVAL	\$4,000	\$0	\$0	\$0	\$0	\$4,000	
	DEICING EQUIPMENT	\$5,000	\$0	\$0	\$0	\$0	\$5,000	
	SIGNAGE	\$0	\$5,000	\$0	\$0	\$0	\$5,000	
	TERMINAL BUILDING & FUEL EQUIPMENT REPLACEMENT	\$0	\$1,000	\$1,000	\$1,000	\$1,000	\$4,000	
	PICKUP	\$0	\$0	\$32,000	\$0	\$0	\$32,000	
	GROUND POWER UNIT	\$0	\$11,000	\$0	\$0	\$0	\$11,000	
	PAVEMENT REPAIR	\$0	\$0	\$0	\$0	\$30,000	\$30,000	
	FURNITURE REPLACEMENT	\$0	\$0	\$0	\$0	\$2,000	\$2,000	
	LANDSCAPING	\$0	\$0	\$0	\$0	\$2,000	\$2,000	
	ELECTRICAL LIGHTING & CEILING TILE REPLACEMENT	\$0	\$0	\$0	\$0	\$3,500	\$3,500	
	EQUIPMENT PURCHASING SNOW REMOVAL & MAINTENANCE	\$0	\$0	\$25,000	\$0	\$0	\$25,000	
	SUBTOTAL		\$255,445	\$179,145	\$97,145	\$110,145	\$76,645	\$718,525
		Federal Grant Funding Ratio						
		MIXED	90/5/5	90/3/7	90/3/7	90/3/7		
502.511.xxx	PAVEMENT MAINTENANCE RUNWAY OVERLAY (7% CITY / 3% STATE)	\$0	\$0	\$0	\$0	\$630,000	\$630,000	
	INSTALL WILDLIFE FENCING (3% CITY / 2% STATE) 502.511.xxx	\$60,000	\$0	\$0	\$0	\$0	\$60,000	
	RECONSTRUCT TAXIWAY HANGER TIE IN (100% CITY)	\$0	\$5,000	\$5,000	\$30,000	\$0	\$40,000	
	RECONSTRUCT APRON (3% CITY / 2% STATE) 502.511.xxx	\$85,000	\$130,000	\$700,000	\$0	\$0	\$915,000	
	APRON - TERMINAL BUILDING (7% CITY / 3% STATE) 502.511.xxx	\$0	\$0	\$0	\$950,000	\$0	\$950,000	
	PROPERTY PURCHASE (3% CITY / 2% STATE) 502.511.xxx	\$73,000	\$0	\$0	\$0	\$0	\$73,000	
	ALP UPDATE (3% CITY / 2% STATE) 502.511.xxx	\$45,000	\$5,000	\$0	\$0	\$0	\$50,000	
	DESIGN & CONSTRUCT MIDFIELD TAXIWAY (7% CITY, 3% STATE)	\$0	\$400,000	\$0	\$0	\$0	\$400,000	
	RECONSTRUCT TAXIWAY 'A' (NORTH) (7% CITY / 3% STATE) 502.511.xxx	\$0	\$0	\$0	\$0	\$2,000,000	\$2,000,000	
	SUBTOTAL	\$263,000	\$540,000	\$705,000	\$980,000	\$2,630,000	\$5,118,000	
	TOTAL	\$518,445	\$719,145	\$802,145	\$1,090,145	\$2,706,645	\$5,836,525	
	GENERAL	\$229,190	\$152,750	\$103,000	\$153,500	\$174,000	\$817,700	
	TRANSFER FROM SOLID WASTE FOR USED TRACTOR	\$0	\$24,000	\$0	\$0	\$0	\$24,000	
	BBB	\$34,145	\$34,145	\$34,145	\$34,145	\$34,145	\$170,725	
	FEDERAL FUNDS	\$249,850	\$481,500	\$630,000	\$855,000	\$2,367,000	\$4,570,200	
	STATE FUNDS	\$5,260	\$26,750	\$35,000	\$47,500	\$131,500	\$253,900	
	TOTAL	\$518,445	\$719,145	\$802,145	\$1,090,145	\$2,706,645	\$5,836,525	

CITY OF YANKTON
FIVE YEAR CAPITAL IMPROVEMENT PLAN

DEPARTMENT	DESCRIPTION	2012	2013	2014	2,015	2016	TOTAL
SENIOR CITIZENS CENTER - 141 101.141.xxx	CONCRETE REPLACEMENT	\$1,000	\$1,000	\$1,000	\$1,000	\$1,000	\$5,000
	FLOORING	\$0	\$3,000	\$3,000	\$0	\$0	\$6,000
	WINDOW REPLACEMENT	\$1,000	\$1,000	\$1,000	\$1,000	\$1,000	\$5,000
	CEILING TILE	\$2,800	\$200	\$200	\$200	\$200	\$3,600
	FLOOR SCRUBBER BATTERY REPLACEMENT	\$1,500	\$0	\$0	\$0	\$0	\$1,500
	BUFFER REPLACEMENT	\$0	\$0	\$1,500	\$0	\$0	\$1,500
	FLOORING - MAIN ASSEMBLY	\$0	\$0	\$12,000	\$0	\$0	\$12,000
	BUILDING ADDITION (10 YEARS @ 4.75% RD LOAN - 2014)	\$36,900	\$36,900	\$36,900	\$0	\$0	\$110,700
	LANDSCAPING	\$1,000	\$1,000	\$1,000	\$1,000	\$1,000	\$5,000
	TABLES / CHAIRS	\$1,000	\$1,000	\$1,000	\$1,000	\$1,000	\$5,000
	HOT WATER HEATER	\$2,000	\$0	\$0	\$0	\$0	\$2,000
	NEW ADDITION	\$0	\$0	\$0	\$0	\$650,000	\$650,000
	GENERATOR	\$46,218	\$0	\$0	\$0	\$0	\$46,218
	AUTO DOOR OPENER - MAIN ENTRANCE	\$0	\$0	\$4,000	\$0	\$0	\$4,000
	PARKING LOT GRIND & OVERLAY	\$0	\$0	\$0	\$25,000	\$0	\$25,000
	GARAGE ROOF	\$3,500	\$0	\$0	\$0	\$0	\$3,500
	PARKING LOT REPAIR / CHIP SEAL	\$6,500	\$0	\$0	\$0	\$0	\$6,500
	TOTAL	\$103,418	\$44,100	\$61,600	\$29,200	\$654,200	\$892,518
	GENERAL	\$27,282	\$20,732	\$29,482	\$14,600	\$327,100	\$419,195
	GRANT	\$46,218	\$0	\$0	\$0	\$0	\$46,218
	SENIOR CITIZEN CENTER	\$2,637	\$2,637	\$2,637	\$0	\$0	\$7,911
	YANKTON COUNTY	\$27,282	\$20,732	\$29,482	\$14,600	\$327,100	\$419,195
	TOTAL	\$103,418	\$44,100	\$61,600	\$29,200	\$654,200	\$892,518
LIBRARY - 142 101.142.xxx	AUDIO VISUAL MATERIALS	\$10,000	\$11,000	\$13,000	\$13,000	\$13,000	\$60,000
	NEW BOOKS	\$48,000	\$50,000	\$52,000	\$52,000	\$52,000	\$254,000
	PRINT MANAGEMENT / SCHED. SYSTEM	\$10,000	\$0	\$0	\$0	\$0	\$10,000
	SELF CHECK UNIT	\$0	\$0	\$7,500	\$0	\$0	\$7,500
	RFID SYSTEM	\$0	\$0	\$0	\$30,000	\$0	\$30,000
	NEW LIBRARY - ARCHITECTURAL FEES	\$9,500	\$0	\$0	\$0	\$0	\$9,500
	FURNITURE	\$0	\$1,500	\$0	\$0	\$0	\$1,500
	RECEIPT PRINTERS	\$0	\$2,000	\$0	\$0	\$0	\$2,000
	NEW LIBRARY	\$0	\$0	\$0	\$4,000,000	\$0	\$4,000,000
	TOTAL	\$77,500	\$64,500	\$72,500	\$4,095,000	\$65,000	\$4,374,500
	GENERAL	\$77,500	\$64,500	\$72,500	\$4,095,000	\$65,000	\$374,500
	AMOUNT TO BE PROVIDED	\$0	\$0	\$0	\$4,000,000	\$0	\$4,000,000
	TOTAL	\$77,500	\$64,500	\$72,500	\$4,095,000	\$65,000	\$4,374,500

CITY OF YANKTON
FIVE YEAR CAPITAL IMPROVEMENT PLAN

DEPARTMENT	DESCRIPTION	2012	2013	2014	2015	2016	TOTAL	
PARKS & RECREATION 201.201.xxx	LANDSCAPING (201.201.301)	\$5,000	\$5,000	\$5,000	\$7,000	\$7,000	\$29,000	
	LAWN MOWERS (201.201.350)	\$7,944	\$0	\$55,000	\$16,000	\$25,000	\$103,944	
	PLAYGROUND EQUIPMENT (201.201.350)	\$108,000	\$0	\$0	\$15,000	\$150,000	\$273,000	
	SHOP EQUIPMENT (201.201.350)	\$1,000	\$1,000	\$1,000	\$1,000	\$1,000	\$5,000	
	LAWN CARE EQUIPMENT (201.201.350)	\$2,875	\$2,000	\$2,000	\$2,000	\$3,000	\$11,875	
	UTILITY VEHICLE W/BOX, SPRAYER, FERTILIZER SPREADER (201.201.350)	\$0	\$30,000	\$0	\$0	\$0	\$30,000	
	TRUCKS (201.201.350)	\$50,000	\$50,000	\$150,000	\$27,500	\$29,000	\$306,500	
	PARK FURNITURE (201.201.350)	\$6,000	\$6,000	\$6,000	\$6,000	\$6,000	\$30,000	
	NEW HOLLAND TRACTOR REPLACEMENT	\$0	\$0	\$0	\$0	\$29,000	\$29,000	
	HOT WATER WASHER WITH TRAILER	\$0	\$0	\$8,000	\$0	\$0	\$8,000	
	SUBTOTAL (200 SERIES)	\$180,819	\$94,000	\$227,000	\$74,500	\$250,000	\$826,319	
	503.54x.xxx	MEMORIAL PARK IMPROVEMENTS - SAND VOLLEYBALL COURTS	\$8,000	\$0	\$0	\$0	\$0	\$8,000
		TENNIS COURT RESURFACING (503.xxx.xxx)	\$0	\$12,000	\$0	\$0	\$0	\$12,000
RIVERSIDE PARK - DAKOTA TERRITORIAL CAPITAL SHINGLES (503.544.320)		\$5,000	\$0	\$0	\$0	\$0	\$5,000	
RIVERSIDE PARK - BOAT DOCK (503.544.320)		\$17,500	\$0	\$0	\$0	\$0	\$17,500	
RIVERSIDE PARK - REPLACE BOAT DOCK WITH KAYAK LAUNCH		\$0	\$0	\$0	\$15,000	\$0	\$15,000	
RIVERSIDE PARK - ELECTRICAL UPGRADE (503.544.320)		\$0	\$0	\$0	\$0	\$0	\$0	
RIVERSIDE PARK - WEDDING GAZEBO TO REPLACE CONCRETE UMB. (503.544.320)		\$0	\$50,000	\$0	\$0	\$0	\$50,000	
RIVERSIDE PARK - REPLACE FISH CLEANING STATION (503.544.320)		\$0	\$0	\$0	\$0	\$10,000	\$10,000	
SIDEWALKS IN PARKS		\$8,500	\$9,000	\$9,000	\$9,000	\$9,000	\$44,500	
PARK SIGNS		\$5,000	\$5,000	\$5,000	\$5,000	\$5,000	\$25,000	
PARK STORAGE & RESTROOM BUILDINGS - REPLACE DOORS & FRAMES		\$0	\$0	\$0	\$4,000	\$4,000	\$8,000	
SUMMER WELCOME BANNERS - 32 ON BROADWAY, 10 ON HWY 50		\$0	\$0	\$0	\$5,000	\$5,000	\$10,000	
CHRISTMAS LIGHT DECORATIONS - \$450 / DECORATION		\$0	\$0	\$0	\$10,000	\$10,000	\$20,000	
CHRISTMAS GARLAND & BOWS - 20 POLES @ \$200 / POLE		\$0	\$0	\$0	\$2,000	\$2,000	\$4,000	
COMMUNITY GARDEN		\$2,000	\$0	\$0	\$0	\$0	\$2,000	
COMMUNITY GARDEN - OPEN AIR SHELTER		\$0	\$0	\$0	\$5,000	\$0	\$5,000	
MEMORIAL PARK - SIDEWALK TO NORTH SHELTER		\$0	\$5,000	\$0	\$0	\$0	\$5,000	
MEMORIAL PARK - REPLACE TRAILS		\$0	\$0	\$0	\$50,000	\$50,000	\$100,000	
MEMORIAL PARK - MOVE SOFTBALL FIELDS / NEW DUGOUTS / FENCING		\$0	\$0	\$0	\$0	\$10,000	\$10,000	
MEMORIAL PARK - ADDITIONAL WATER MAIN		\$0	\$0	\$0	\$30,000	\$0	\$30,000	
SERTOMA PARK - BASKETBALL COURT		\$0	\$25,000	\$0	\$0	\$0	\$25,000	
CROCKET PARK - 1/2 BASKETBALL COURT, LANDSCAPING, OPEN AIR SHELTER		\$0	\$0	\$32,000	\$0	\$0	\$32,000	
SERTOMA PARK CONCESSION RENOVATION		\$0	\$0	\$300,000	\$0	\$0	\$300,000	
SERTOMA PARK - OPEN AIR SHELTERS	\$0	\$0	\$0	\$10,000	\$10,000	\$20,000		
RIDGEWAY NEIGHBORHOOD PARK (503.548.323)	\$4,000	\$0	\$0	\$0	\$0	\$4,000		
SUBTOTAL (500 SERIES)	\$50,000	\$106,000	\$346,000	\$145,000	\$115,000	\$762,000		
TOTAL	\$230,819	\$200,000	\$573,000	\$219,500	\$365,000	\$1,588,319		
GENERAL	\$190,819	\$200,000	\$573,000	\$219,500	\$365,000	\$1,548,319		
GRANTS	\$40,000	\$0	\$0	\$0	\$0	\$40,000		
TOTAL	\$230,819	\$200,000	\$573,000	\$219,500	\$365,000	\$1,588,319		

CITY OF YANKTON
FIVE YEAR CAPITAL IMPROVEMENT PLAN

DEPARTMENT	DESCRIPTION	2012	2013	2014	2015	2016	TOTAL
MEMORIAL PARK POOL 202.202.xxx	LIFEGUARD STAND	\$0	\$9,000	\$9,000	\$0	\$0	\$18,000
	FURNITURE REPLACEMENT	\$0	\$0	\$0	\$2,000	\$2,000	\$4,000
	FILTER UPGRADE WITH PIPING	\$0	\$0	\$30,000	\$0	\$0	\$30,000
	ADA LIFT	\$4,000	\$4,000	\$0	\$0	\$0	\$8,000
	REPLACE POOL LIGHT TOWER FIXTURES	\$0	\$0	\$0	\$0	\$8,000	\$8,000
	PHASE I - POOL CONSTRUCTION	\$0	\$0	\$0	\$3,100,000	\$0	\$3,100,000
	TOTAL	\$4,000	\$13,000	\$39,000	\$3,102,000	\$10,000	\$3,168,000
	GENERAL	\$4,000	\$13,000	\$39,000	\$2,000	\$10,000	\$68,000
	AMOUNT TO BE PROVIDED	\$0	\$0	\$0	\$3,100,000	\$0	\$3,100,000
	TOTAL	\$4,000	\$13,000	\$39,000	\$3,102,000	\$10,000	\$3,168,000
MARNE CREEK 204.204.xxx	LAWN CARE EQUIPMENT	\$1,000	\$1,000	\$1,000	\$1,000	\$1,000	\$5,000
	MAINTENANCE TRAIL CONSTRUCTION	\$20,000	\$20,000	\$20,000	\$20,000	\$20,000	\$100,000
	TRAILS CONSTRUCTION - RR BRIDGE UNDERPASS	\$146,660	\$0	\$0	\$0	\$0	\$146,660
	PICKUP - 1 TON	\$50,000	\$0	\$0	\$0	\$0	\$50,000
	DIRECTIONAL SIGNAGE	\$7,000	\$7,000	\$7,000	\$7,000	\$7,000	\$35,000
	TRAIL AMENITIES - BENCHES, TRASH CAN HOLDERS	\$5,000	\$2,000	\$2,000	\$2,000	\$2,000	\$13,000
	TRAIL EXTENSION TO FOX RUN NEIGHBORHOODS	\$0	\$0	\$200,000	\$0	\$0	\$200,000
	BANK STABILIZATION	\$10,000	\$10,000	\$10,000	\$10,000	\$0	\$40,000
	LAND ACQUISITION	\$30,000	\$30,000	\$30,000	\$30,000	\$0	\$120,000
	TOTAL	\$269,660	\$70,000	\$270,000	\$70,000	\$30,000	\$709,660
	GENERAL	\$89,545	\$10,000	\$10,000	\$10,000	\$10,000	\$129,545
	CAPITAL IMPROVEMENT SALES TAX	\$60,000	\$60,000	\$100,000	\$60,000	\$20,000	\$300,000
	GRANTS	\$120,114	\$0	\$160,000	\$0	\$0	\$280,114
TOTAL	\$269,660	\$70,000	\$270,000	\$70,000	\$30,000	\$709,660	
BRIDGE & STREET FUND 207.221.xxx	PAINT BRIDGES	\$0	\$20,000	\$0	\$20,000	\$0	\$40,000
	ROAD MATERIALS	\$50,000	\$50,000	\$50,000	\$50,000	\$50,000	\$250,000
	PINE STREET BRIDGE REFURBISHMENT	\$63,000	\$105,000	\$0	\$0	\$1,100,000	\$1,268,000
	WALKWAY TO REPLACE LINN STREET WALK BRIDGE	\$0	\$10,000	\$120,000	\$0	\$0	\$130,000
	TOTAL	\$113,000	\$185,000	\$170,000	\$70,000	\$1,150,000	\$1,688,000
	ROAD AND BRIDGE FUND	\$21,398	\$21,398	\$21,398	\$21,398	\$21,398	\$106,990
	CAPITAL IMPROVEMENT SALES TAX	\$91,602	\$79,602	\$148,602	\$48,602	\$248,602	\$617,010
	FEDERAL AID	\$0	\$84,000	\$0	\$0	\$880,000	\$964,000
TOTAL	\$113,000	\$185,000	\$170,000	\$70,000	\$1,150,000	\$1,688,000	
911 / DISPATCH 208.208.xxx	911 RECORDING EQUIPMENT	\$50,000	\$0	\$0	\$0	\$0	\$50,000
	COMPUTER EQUIPMENT	\$3,000	\$4,000	\$4,000	\$4,000	\$4,000	\$19,000
	TOTAL	\$53,000	\$4,000	\$4,000	\$4,000	\$4,000	\$69,000
	GENERAL	\$3,000	\$700	\$700	\$700	\$700	\$5,800
	E911 FUNDS	\$50,000	\$3,300	\$3,300	\$3,300	\$3,300	\$63,200
TOTAL	\$53,000	\$4,000	\$4,000	\$4,000	\$4,000	\$69,000	

CITY OF YANKTON
FIVE YEAR CAPITAL IMPROVEMENT PLAN

DEPARTMENT	DESCRIPTION	2012	2013	2014	2,015	2016	TOTAL
WATER UTILITY	REPLACE PIPE LOCATOR	\$5,500	\$0	\$0	\$5,500	\$0	\$11,000
601.601.xxx & 602.602.xxx	CURB STOP LOCATOR	\$0	\$1,000	\$0	\$1,000	\$0	\$2,000
	WEED EATER / LAWN EQUIPMENT	\$0	\$0	\$7,000	\$0	\$0	\$7,000
	PICKUP TRUCKS	\$25,000	\$0	\$25,000	\$0	\$25,000	\$75,000
	ELECTRONIC METER READING UPDATE	\$100,000	\$100,000	\$100,000	\$100,000	\$0	\$400,000
	HANDHELD READER REPLACEMENT	\$0	\$0	\$0	\$15,000	\$0	\$15,000
	POWER VALVE WRENCH	\$0	\$8,000	\$0	\$0	\$0	\$8,000
	MAIN BREAK TRAILER	\$10,000	\$0	\$0	\$0	\$0	\$10,000
	TAP MACHINE	\$6,000	\$0	\$0	\$0	\$0	\$6,000
	SECURITY ALARM	\$0	\$0	\$0	\$0	\$0	\$0
	IRRIGATION EXTENSION	\$0	\$0	\$0	\$0	\$0	\$0
	SMALL PORTABLE GENERATOR	\$2,500	\$2,500	\$0	\$0	\$0	\$5,000
	MEMORIAL & WEST WATER TOWER GENERATORS	\$6,000	\$0	\$6,000	\$0	\$0	\$12,000
	GENERATOR - WELLS / PUMP STATION	\$0	\$0	\$0	\$15,000	\$0	\$15,000
	FLAMABLE MATERIALS STORAGE	\$0	\$5,000	\$0	\$0	\$0	\$5,000
	PANEL VIEWS	\$0	\$7,000	\$0	\$0	\$0	\$7,000
\$123,500	WIRE WELDER	\$0	\$0	\$2,000	\$0	\$0	\$2,000
	CARBON FEEDER PLANT #2	\$0	\$80,000	\$0	\$0	\$0	\$80,000
	LIME AUGER REPLACEMENT	\$0	\$25,000	\$0	\$0	\$0	\$25,000
	BOOSTER STATION - SHINGLE	\$0	\$6,000	\$0	\$0	\$0	\$6,000
	CO2 CONTROL Plant #2	\$0	\$0	\$25,000	\$0	\$0	\$25,000
	A/C PLANT #2	\$0	\$0	\$4,000	\$0	\$0	\$4,000
	LIME FEEDER PLANT #2	\$0	\$0	\$25,000	\$0	\$0	\$25,000
	ROOF REPAIR #1	\$0	\$0	\$20,000	\$0	\$0	\$20,000
	CLARIFIER TROUGH REPLACEMENT #2	\$0	\$0	\$500,000	\$0	\$0	\$500,000
	TREATMENT PLANT IMPROVEMENTS	\$0	\$1,000,000	\$10,500,000	\$0	\$0	\$11,500,000
	AMMONIA FEED SYSTEM	\$0	\$0	\$0	\$70,000	\$0	\$70,000
	REPLACE MOTOR STARTERS HIGH SERVICE PUMPS PLANT #1	\$0	\$0	\$40,000	\$0	\$0	\$40,000
	GEAR REDUCER FOR MIXERS PLANT #1	\$0	\$0	\$24,000	\$0	\$0	\$24,000
	LIME FEEDER PLANT #1	\$0	\$0	\$50,000	\$0	\$0	\$50,000
	PRETREATMENT PIPING BETWEEN PLANT 1 & 2	\$0	\$0	\$297,000	\$0	\$0	\$297,000
	PAINT LIME SILO PLANT #1	\$0	\$0	\$20,000	\$0	\$0	\$20,000
	PARKING LOT, WTP#2	\$0	\$0	\$50,000	\$0	\$0	\$50,000

CITY OF YANKTON
FIVE YEAR CAPITAL IMPROVEMENT PLAN

DEPARTMENT	DESCRIPTION	2012	2013	2014	2,015	2016	TOTAL
WATER UTILITY 601.601.xxx & 602.602.xxx	WEST STREET, 8TH TO 9TH	\$0	\$64,000	\$0	\$0	\$0	\$64,000
	LOCUST STREET, 4TH TO 8TH	\$0	\$0	\$177,700	\$0	\$0	\$177,700
	LOCUST STREET, 15TH TO N SIDE OF BRIDGE		\$13,000	\$175,000	\$0	\$0	\$188,000
	BROADWAY, 31ST TO WILSON TRAILER - WATER MAIN REPLACEMENT	\$0	\$60,000	\$0	\$0	\$0	\$60,000
	WALNUT @ 8TH STREET - WATER MAIN REPLACEMENT	\$0	\$0	\$80,000	\$0	\$0	\$80,000
	CEDAR ST, 7TH TO 10TH - WATER MAIN REPLACEMENT	\$0	\$0	\$50,000	\$0	\$0	\$50,000
	ELM ST, 20TH TO 21ST - WATER MAIN REPLACEMENT	\$50,000	\$0	\$0	\$0	\$0	\$50,000
	SUMMIT ST, 8TH TO 12TH - WATER MAIN REPLACEMENT	\$75,000	\$0	\$0	\$0	\$0	\$75,000
	27TH STREET, BROADWAY TO DOUGLAS	\$0	\$0	\$0	\$150,000	\$0	\$150,000
	DOUGLAS ANNA TO 31ST	\$0	\$175,000	\$0	\$0	\$0	\$175,000
	15TH STREET, BURLEIGH TO FERDIG	\$380,000	\$0	\$0	\$0	\$0	\$380,000
	SUMMIT STREET, 9TH TO 15TH	\$290,000	\$0	\$0	\$0	\$0	\$290,000
	DOUGLAS AVENUE, 23RD TO 25TH	\$140,000	\$0	\$0	\$0	\$0	\$140,000
	RIVERSIDE DR MAIN EXTENSION TO WW PLANT	\$100,000	\$0	\$0	\$0	\$0	\$100,000
	8TH STREET, BURLEIGH TO FERDIG	\$290,000	\$0	\$0	\$0	\$0	\$290,000
	3RD STREET, GREEN TO HWY 81	\$125,000	\$0	\$0	\$0	\$0	\$125,000
	EAST HWY 50 WATERMAIN REPLACEMENT	\$0	\$0	\$0	\$400,000	\$0	\$400,000
	4TH STREET WATERMAIN CROSSINGS/ VALVING, BROADWAY TO PICOTTE	\$0	\$0	\$0	\$100,000	\$0	\$100,000
	8TH STREET, LYNN TO SUMMIT	\$0	\$0	\$0	\$0	\$300,000	\$300,000
	MAPLE STREET, 4TH TO 7TH - WATER MAIN REPLACEMENT	\$0	\$0	\$0	\$0	\$175,000	\$175,000
	SPRUCE STREET, 4TH TO 6TH - WATER MAIN REPLACEMENT	\$0	\$0	\$0	\$0	\$125,000	\$125,000
	CEDAR ST, 19TH TO 21ST - WATER MAIN REPLACEMENT	\$0	\$0	\$0	\$0	\$125,000	\$125,000
	INTAKE IMPROVEMENTS	\$4,000,000	\$0	\$0	\$0	\$0	\$4,000,000
	RESERVE FOR FUTURE IMPROVEMENTS	\$75,000	\$75,000	\$75,000	\$0	\$0	\$225,000
	TOTAL	\$5,680,000	\$1,621,500	\$12,252,700	\$856,500	\$750,000	\$21,160,700
	WATER FUNDS	\$870,000	\$621,500	\$1,752,700	\$856,500	\$750,000	\$4,850,700
	FEDERAL AID (SRF LOAN, DOT & CORPS - BRIDGE PROJECT)	\$4,810,000	\$1,000,000	\$10,500,000	\$0	\$0	\$16,310,000
	TOTAL	\$5,680,000	\$1,621,500	\$12,252,700	\$856,500	\$750,000	\$21,160,700

CITY OF YANKTON
FIVE YEAR CAPITAL IMPROVEMENT PLAN

DEPARTMENT	DESCRIPTION	2012	2013	2014	2015	2016	TOTAL
WASTEWATER UTILITY	AERATOR FOR LAGOON	\$0	\$2,000	\$0	\$0	\$0	\$2,000
611.611.xxx	6 INCH WATER PUMP	\$0	\$22,000	\$0	\$0	\$0	\$22,000
	REPLACE MOWER	\$6,500	\$0	\$0	\$7,000	\$0	\$13,500
	REPLACE SAMPLERS	\$6,000	\$6,000	\$0	\$0	\$0	\$12,000
	RADIO	\$0	\$700	\$700	\$700	\$700	\$2,800
	REPLACE LAB EQUIPMENT	\$7,000	\$7,000	\$7,000	\$7,000	\$7,000	\$35,000
	REPLACE POWER WASHER	\$0	\$2,000	\$0	\$0	\$0	\$2,000
	ICE MAKER	\$0	\$4,000	\$0	\$0	\$0	\$4,000
	WEED EATER	\$0	\$0	\$0	\$750	\$0	\$750
	GRIT TRAILER	\$13,000	\$0	\$0	\$0	\$0	\$13,000
	LAB STERILIZER	\$9,000	\$0	\$0	\$0	\$0	\$9,000
	AIR COMPRESSOR	\$0	\$14,000	\$0	\$0	\$0	\$14,000
	FURNITURE / OFFICE EQUIPMENT	\$2,000	\$0	\$0	\$2,000	\$0	\$4,000
	REPLACE PICKUP	\$27,000	\$25,000	\$0	\$0	\$25,000	\$77,000
	FLUSHER TRUCK	\$274,000	\$0	\$0	\$0	\$0	\$274,000
	SNOW BLOWER	\$0	\$0	\$2,500	\$0	\$0	\$2,500
	LAB WATER STILL	\$0	\$6,500	\$0	\$0	\$0	\$6,500
	BOD INCUBATOR	\$0	\$1,000	\$0	\$0	\$0	\$1,000
	PUMP REPLACEMENT	\$6,000	\$0	\$0	\$0	\$0	\$6,000
	HSC STATION REMOVED	\$0	\$0	\$0	\$50,000	\$0	\$50,000
	FLAMABLE MATERIALS STORAGE	\$5,000	\$0	\$0	\$0	\$0	\$5,000
	SCREENING FOR LAGOONS	\$0	\$6,000	\$0	\$0	\$0	\$6,000
	CLARIFIER - SANDBLAST & PAINT	\$0	\$50,000	\$75,000	\$0	\$0	\$125,000
	MANHOLE REPAIR	\$25,000	\$25,000	\$25,000	\$25,000	\$0	\$100,000
	LIFT STATION REHAB	\$600,000	\$3,400,000	\$0	\$0	\$0	\$4,000,000
	EAST HWY 50 EXTENSION	\$0	\$0	\$10,000	\$1,135,000	\$0	\$1,145,000
	27TH STREET, BROADWAY TO DOUGLAS	\$0	\$0	\$0	\$100,000	\$0	\$100,000
	RIVERSIDE DRIVE, BROADWAY TO GREEN	\$0	\$85,000	\$0	\$0	\$0	\$85,000
	AERATION DIFFUSERS	\$0	\$0	\$0	\$20,000	\$0	\$20,000
	INLET WORKS IMPROVEMENTS	\$0	\$0	\$0	\$2,000,000	\$0	\$2,000,000
	AERATION BLOWER VFD	\$0	\$0	\$0	\$50,000	\$0	\$50,000
	UV SYSTEM UPGRADES	\$0	\$0	\$0	\$500,000	\$0	\$500,000
	PIPING & VALVE REPLACEMENT	\$0	\$0	\$0	\$50,000	\$0	\$50,000
	OUTFALL PIPE	\$300,000	\$0	\$0	\$0	\$0	\$300,000
	SCADA - REPLACEMENT	\$0	\$0	\$0	\$0	\$15,000	\$15,000
	UV - SLEEVE REPLACEMENT	\$0	\$0	\$5,000	\$0	\$0	\$5,000
	SEWER PLANT - UNDERGROUND PIPING	\$1,300,000	\$0	\$0	\$0	\$0	\$1,300,000
	RESERVE FOR FUTURE IMPROVEMENTS	\$35,000	\$35,000	\$35,000	\$35,000	\$0	\$140,000
	TOTAL	\$2,615,500	\$3,691,200	\$160,200	\$3,982,450	\$47,700	\$10,497,050
	WASTEWATER UTILITY	\$2,015,500	\$291,200	\$160,200	\$3,982,450	\$47,700	\$6,497,050
	FEDERAL AID (SRF LOAN)	\$600,000	\$3,400,000	\$0	\$0	\$0	\$4,000,000
	TOTAL	\$2,615,500	\$3,691,200	\$160,200	\$3,982,450	\$47,700	\$10,497,050

CITY OF YANKTON
FIVE YEAR CAPITAL IMPROVEMENT PLAN

DEPARTMENT	DESCRIPTION	2012	2013	2014	2,015	2016	TOTAL	
CEMETERY 621.621.xxx	LANDSCAPING	\$1,000	\$1,000	\$1,000	\$1,000	\$1,000	\$5,000	
	REPLACE MOWERS & TRIMMERS	\$11,000	\$1,000	\$13,000	\$1,000	\$13,000	\$39,000	
	REPURCHASE CEMETERY LOTS	\$500	\$500	\$500	\$500	\$500	\$2,500	
	GIS MAP & DIRECTORY	\$20,000	\$0	\$0	\$0	\$0	\$20,000	
	REPAIR OLD HEADSTONES	\$1,000	\$1,000	\$1,000	\$1,000	\$1,000	\$5,000	
	GAZEBO ON PROSPECT HILL / KIOSK	\$0	\$0	\$10,000	\$0	\$0	\$10,000	
	PET CEMETERY	\$0	\$3,000	\$1,000	\$0	\$0	\$4,000	
	CONCRETE ROAD REPLACEMENT	\$0	\$0	\$10,000	\$10,000	\$10,000	\$30,000	
	STORAGE AREA W/ROOF CONNECTED TO BUILDING	\$0	\$0	\$15,000	\$0	\$0	\$15,000	
	REPLACE TRUCK	\$0	\$0	\$55,000	\$0	\$0	\$55,000	
	REPLACE SNOW BLADE FOR TRUCK	\$0	\$5,000	\$0	\$0	\$0	\$5,000	
	REPLACE JOHN DEERE GATOR	\$0	\$0	\$0	\$25,000	\$0	\$25,000	
	MAUSOLEUM / CREMATORIUM	\$0	\$0	\$0	\$100,000	\$0	\$100,000	
	TOTAL	\$33,500	\$11,500	\$106,500	\$138,500	\$25,500	\$315,500	
	GENERAL	\$33,500	\$11,500	\$106,500	\$138,500	\$25,500	\$315,500	
	SOLID WASTE COLLECTION 631.631.xxx	RECYCLING TRAILER	\$15,672	\$0	\$0	\$0	\$0	\$15,672
		RECYCLING TRUCK	\$40,000	\$0	\$0	\$0	\$0	\$40,000
REPLACE TRACTOR		\$0	\$24,000	\$0	\$0	\$0	\$24,000	
REPLACE COMPACTOR TRUCK		\$0	\$0	\$0	\$0	\$150,000	\$150,000	
RECONDITION COMPOST TURNER		\$0	\$0	\$0	\$0	\$6,000	\$6,000	
TOTAL		\$55,672	\$24,000	\$0	\$0	\$156,000	\$235,672	
SOLID WASTE COLLECTION FUND		\$55,672	\$24,000	\$0	\$0	\$156,000	\$235,672	
TOTAL	\$55,672	\$24,000	\$0	\$0	\$156,000	\$235,672		
SOLID WASTE DISPOSAL AND RECYCLING (JOINT POWERS) 637.637.xxx	REPLACE TRANSFER TRAILER	\$58,300	\$70,000	\$70,000	\$70,000	\$70,000	\$338,300	
	RUBBLE TRENCH	\$25,000	\$25,000	\$25,000	\$25,000	\$25,000	\$125,000	
	EXCAVATOR	\$95,000	\$0	\$0	\$0	\$0	\$95,000	
	BUILDING ADDITION DEBT SERVICE (DENR \$75,000 @ 3% 7 YEARS)	\$6,393	\$0	\$0	\$0	\$0	\$6,393	
	BUILDING ADDITION DEBT SERVICE (DENR \$352,680 @ 3% 20 YEARS)	\$24,021	\$24,021	\$24,021	\$24,021	\$24,021	\$120,105	
	FIRE PROTECTION	\$0	\$0	\$27,000	\$0	\$0	\$27,000	
	CLOSURE	\$0	\$0	\$0	\$0	\$40,000	\$40,000	
	PAVEMENT ADDITIONS & REPLACEMENT	\$0	\$68,000	\$0	\$0	\$60,000	\$128,000	
	REPLACE SCALE	\$0	\$0	\$110,000	\$0	\$0	\$110,000	
	REPLACE SKID LOADER	\$0	\$0	\$0	\$0	\$35,000	\$35,000	
	SECURITY & COMMUNICATION SYSTEM	\$0	\$0	\$20,000	\$0	\$0	\$20,000	
	TOTAL	\$208,714	\$187,021	\$276,021	\$119,021	\$254,021	\$1,044,798	
	JOINT POWERS FUND	\$208,714	\$187,021	\$276,021	\$119,021	\$254,021	\$1,044,798	
	TOTAL	\$208,714	\$187,021	\$276,021	\$119,021	\$254,021	\$1,044,798	

CITY OF YANKTON
FIVE YEAR CAPITAL IMPROVEMENT PLAN

DEPARTMENT	DESCRIPTION	2012	2013	2014	2015	2016	TOTAL
FOX RUN GOLF COURSE	BUNKER / SAND TRAP RAKE	\$0	\$0	\$15,000	\$0	\$0	\$15,000
641.641.xxx	TCE - TRIPLEX GREENS MOWERS (2)	\$0	\$0	\$20,000	\$0	\$0	\$20,000
	TCE - OUTFRONT MOWER (3)	\$0	\$12,000	\$0	\$0	\$0	\$12,000
	TCE - UTILITY CARTS (5)	\$0	\$0	\$30,000	\$30,000	\$0	\$60,000
	TCE - FAIRWAY MOWERS (3)	\$0	\$42,000	\$0	\$45,000	\$45,000	\$132,000
	TCE - VICON SPREADER	\$7,000	\$0	\$0	\$0	\$0	\$7,000
	GROOMER ATTACHMENT FOR GREENS MOWER	\$0	\$0	\$0	\$0	\$4,500	\$4,500
	CUSHMAN CORE HARVESTOR	\$0	\$0	\$0	\$0	\$9,000	\$9,000
	RANGE BALL DISPENSER	\$0	\$0	\$0	\$0	\$10,000	\$10,000
	VIBRATORY GREENS ROLLING SYSTEM	\$0	\$0	\$0	\$0	\$2,500	\$2,500
	MOVE GARAGE CORRAL	\$1,500	\$0	\$0	\$0	\$0	\$1,500
	WIRELESS INTERNET IN CLUBHOUSE	\$1,500	\$0	\$0	\$0	\$0	\$1,500
	GOLF SIMULATOR	\$25,000	\$0	\$0	\$0	\$0	\$25,000
	IRRIGATION SYSTEM	\$14,500	\$0	\$0	\$0	\$0	\$14,500
	EASY PICKER RANGE PICKER	\$0	\$0	\$0	\$0	\$5,000	\$5,000
	TOTAL	\$49,500	\$54,000	\$65,000	\$75,000	\$76,000	\$319,500
	DEPRECIATION	\$60,000	\$60,000	\$60,000	\$60,000	\$60,000	\$300,000
	GOLF COURSE RESERVE REDUCTION / INCREASE	(\$10,500)	(\$6,000)	\$5,000	\$15,000	\$16,000	\$19,500
	TOTAL	\$49,500	\$54,000	\$65,000	\$75,000	\$76,000	\$319,500
	Beginning Balance	\$7,304	\$17,804	\$23,804	\$18,804	\$3,804	
	Required for Capital Expenditures	(\$10,500)	(\$6,000)	\$5,000	\$15,000	\$16,000	
	Estimated Balance	\$17,804	\$23,804	\$18,804	\$3,804	(\$12,196)	

CITY OF YANKTON
FIVE YEAR CAPITAL IMPROVEMENT PLAN

DEPARTMENT	DESCRIPTION	2012	2013	2014	2015	2016	TOTAL
YANKTON HIGH SCHOOL	MISC REPAIRS (100c - CITY SHARE)	\$15,000	\$15,000	\$15,000	\$15,000	\$15,000	\$75,000
and SUMMIT ACTIVITIES CENTER	ADD LIGHTS TO BASEBALL / SOFTBALL FIELDS (100c - CITY SHARE)	\$0	\$0	\$0	\$0	\$75,000	\$75,000
203.203.xxx	REPLACE POOL MUSHROOM (11s/89c)	\$0	\$0	\$0	\$0	\$12,000	\$12,000
506.571.350	REPLACE WATER BASKETBALL HOOPS - 3 (11s/89c)	\$0	\$0	\$0	\$3,000	\$0	\$3,000
	REPLACE PULSAR UNIT - CHLORINE (11s/89c)	\$5,000	\$0	\$0	\$0	\$0	\$5,000
	POOL FILTER & IMPELLER (11s/89c)	\$0	\$0	\$0	\$0	\$2,000	\$2,000
	POOL DECK FURNITURE (11s/89c)	\$1,000	\$1,000	\$1,000	\$1,000	\$1,000	\$5,000
	REPLACE STAINLESS STEEL DOORS & FRAMES INTO AQUATICS AREA (11s/89c)	\$0	\$0	\$0	\$0	\$10,000	\$10,000
	POOL VACUUM (11s/89c)	\$0	\$5,000	\$0	\$0	\$0	\$5,000
	FITNESS EQUIPMENT (50s/50c) 203.203.350	\$12,849	\$12,000	\$12,000	\$12,000	\$12,000	\$60,849
	CONFERENCE TABLES (50s/50c)	\$0	\$0	\$0	\$0	\$2,000	\$2,000
	NEW FLOORING IN MEETING ROOMS B & C (50s/50c)	\$0	\$0	\$0	\$7,000	\$0	\$7,000
	NEW FLOORING ON STEPS TO WEIGHT AREA (50s/50c)	\$0	\$0	\$0	\$0	\$6,000	\$6,000
	REPLACE LOUNGE FURNITURE (50s/50c)	\$1,000	\$0	\$0	\$0	\$0	\$1,000
	ADA SIDEWALK (60s/40c)	\$0	\$0	\$0	\$0	\$65,000	\$65,000
	EIFS PAINTING (60s/40c)	\$0	\$0	\$0	\$0	\$50,000	\$50,000
	TRAIL OVERLAY (60s/40c)	\$0	\$35,000	\$35,000	\$0	\$0	\$70,000
	LANDSCAPING (60s/40c)	\$1,000	\$1,000	\$1,000	\$1,000	\$1,000	\$5,000
	N 40 TRAIL, LIGHTS (60s/40c)	\$0	\$0	\$0	\$0	\$60,000	\$60,000
	RESTRIPE PARKING LOTS (60s/40c)	\$3,500	\$3,500	\$3,500	\$3,500	\$3,500	\$17,500
	CONCRETE PARKING LOT (60s/40c) CHIP SEALED ONLY	\$27,000	\$0	\$0	\$0	\$0	\$27,000
	GYM FLOORS (85s/15c)	\$0	\$70,000	\$0	\$0	\$0	\$70,000
	LED LIGHTING & SOUND FOR MAIN GYM (97s/3c)	\$25,000	\$0	\$0	\$0	\$0	\$25,000
	RIGGING THEATER INSPECTION (97s/3c) EVERY 3RD YEAR	\$2,500	\$0	\$0	\$3,000	\$0	\$5,500
	NEW & REPLACEMENT INSTRUCTIONAL EQUIP (100s)	\$35,000	\$0	\$0	\$0	\$0	\$35,000
	UPGRADE TECHNOLOGY (100s)	\$62,000	\$0	\$0	\$0	\$0	\$62,000
	CLASSROOM FURNITURE (100s)	\$15,000	\$0	\$0	\$0	\$0	\$15,000
	SCIENCE EQUIPMENT UPGRADE	\$18,000	\$0	\$0	\$0	\$0	\$18,000
	RIGGING THEATER INSPECTION (100s)	\$2,500	\$0	\$0	\$0	\$0	\$2,500
	REPLACE PORTABLE WALL (100s)	\$10,000	\$0	\$0	\$0	\$0	\$10,000
	CAFETERIA TABLE / CHAIR REPLACEMENT - 400 CHAIRS & 28 TABLES (100s)	\$44,500	\$0	\$0	\$0	\$0	\$44,500
	LIBRARY BOOKS (100s)	\$7,200	\$0	\$0	\$0	\$0	\$7,200
	TOTAL	\$288,049	\$142,500	\$67,500	\$45,500	\$314,500	\$858,049
	GENERAL	\$6,425	\$6,000	\$6,000	\$6,000	\$6,000	\$30,425
	CAPITAL IMPROVEMENT SALES TAX	\$34,265	\$46,640	\$31,690	\$23,950	\$188,050	\$324,595
	YANKTON SCHOOL DISTRICT	\$247,360	\$89,860	\$29,810	\$15,550	\$120,450	\$503,030
	TOTAL	\$288,049	\$142,500	\$67,500	\$45,500	\$314,500	\$858,049

s = Yankton Public School District
c = City of Yankton

CITY OF YANKTON
FIVE YEAR CAPITAL IMPROVEMENT PLAN

DEPARTMENT	DESCRIPTION	2012	2013	2014	2015	2016	TOTAL
SPECIAL CAPITAL IMPROVEMENT TAX	PROFESSIONAL SERVICES	\$835	\$835	\$835	\$0	\$0	\$2,505
506.xxx.xxx	SUMMIT ACTIVITIES CENTER CAPITAL IMPROVEMENTS (506.571.350)	\$34,265	\$46,640	\$31,690	\$23,950	\$188,050	\$324,595
	OPEN ASPHALT / CONCRETE (506.572.376)	\$500,000	\$550,000	\$550,000	\$550,000	\$550,000	\$2,700,000
	DOWNTOWN IMPROVEMENTS (506.572.389)	\$698,000	\$400,000	\$300,000	\$300,000	\$300,000	\$1,998,000
	4TH STREET RECONSTRUCTION, BROADWAY TO FERDIG	\$0	\$50,000	\$100,000	\$562,000	\$0	\$712,000
	STREET CONSTRUCTION / ADA (506.572.390)	\$75,000	\$75,000	\$75,000	\$75,000	\$80,000	\$380,000
	TRANSFER TO 501 - GEHL DRIVE NORTH MATCH (506 572 588)	\$0	\$0	\$0	\$250,000	\$0	\$250,000
	SPECIAL ASSESSMENT PROJECTS - CITY'S PARTICIPATION	\$0	\$0	\$603,191	\$1,068,428	\$0	\$1,671,619
	TRANSFER TO BRIDGE & ST. FOR CITY SHARE (506.572.626)	\$91,602	\$79,602	\$148,602	\$48,602	\$248,602	\$617,010
	STORM SEWER CONSTRUCTION (506.573.390)	\$12,000	\$12,000	\$12,000	\$12,000	\$15,000	\$63,000
	TRANSFER TO MARNE CREEK (506.573.623)	\$60,000	\$60,000	\$100,000	\$60,000	\$20,000	\$300,000
	PERMANENT PAVEMENT MARKINGS & REFLECTIVE SIGNAGE (506.574.373)	\$80,000	\$80,000	\$80,000	\$80,000	\$80,000	\$400,000
	DOWNTOWN ALLEYS / CITY PARKING LOTS (506.574.381)	\$85,000	\$135,000	\$135,000	\$135,000	\$150,000	\$640,000
	27TH STREET, BROADWAY TO DOUGLAS	\$0	\$0	\$0	\$0	\$858,000	\$858,000
	CRUSHED SALVAGE CONCRETE (506.574.390)	\$200,000	\$0	\$200,000	\$0	\$200,000	\$600,000
	RIVERSIDE DR., BROADWAY TO GREEN	\$0	\$450,000	\$0	\$0	\$0	\$450,000
	EAST 21ST STREET EXTENSION - DRAINAGE & GRADING / PAVING	\$0	\$0	\$625,000	\$1,240,000	\$0	\$1,865,000
	BILL BAGGS ROAD EXTENSION	\$22,000	\$0	\$415,000	\$0	\$0	\$437,000
	PARK STREET, 8TH TO 10TH	\$80,000	\$0	\$300,000	\$0	\$0	\$380,000
	ROW ACQUISITION (STIP)	\$145,000	\$0	\$0	\$0	\$0	\$145,000
	15TH STREET, WHITING TO BURLEIGH (STIP)	\$1,212,000	\$0	\$0	\$0	\$0	\$1,212,000
	SUMMIT STREET, 9TH TO 15TH (STIP)	\$1,140,000	\$0	\$0	\$0	\$0	\$1,140,000
	DOUGLAS, 23RD TO 25TH (STIP)	\$535,000	\$0	\$0	\$0	\$0	\$535,000
	MULBERRY, 23RD TO DONHOE	\$0	\$1,310,000	\$0	\$0	\$0	\$1,310,000
	HWY 31ST & BROADWAY, INTERSECTION IMPROVEMENTS	\$0	\$0	\$0	\$25,000	\$0	\$25,000
	8TH STREET, BURLEIGH TO FERDIG	\$0	\$0	\$876,000	\$0	\$0	\$876,000
	DOUGLAS AVE, (33RD TO WILSON) PHASE I	\$0	\$0	\$0	\$0	\$886,000	\$886,000
	DOUGLAS AVE, PHASE II	\$0	\$0	\$0	\$0	\$496,000	\$496,000
	WILSON ROAD	\$0	\$0	\$0	\$0	\$729,000	\$729,000
	NORTH 81 ADDITIONAL ROADWAY LIGHTING - CITY SHARE	\$0	\$0	\$0	\$0	\$25,000	\$25,000
	PARK STREET, SOUTH OF 9TH	\$0	\$0	\$0	\$0	\$133,000	\$133,000
	MAPLE STREET, 6TH TO 8TH	\$0	\$0	\$0	\$0	\$275,000	\$275,000
	TRAIL & DRAINAGE IMPROVEMENTS	\$0	\$0	\$0	\$25,000	\$25,000	\$50,000
	PAYMENT TO YAPG	\$175,000	\$260,000	\$0	\$0	\$0	\$435,000
	LOAN TO PUBLIC IMPROVEMENT / HSC	\$1,750,000	\$0	\$0	\$0	\$0	\$1,750,000
	MARNE CREEK TRIBUTARY MASTER PLAN DRAINAGE	\$0	\$25,000	\$0	\$0	\$0	\$25,000

CITY OF YANKTON
FIVE YEAR CAPITAL IMPROVEMENT PLAN

DEPARTMENT	DESCRIPTION	2012	2013	2014	2015	2016	TOTAL
SPECIAL CAPITAL IMPROVEMENT TAX	DOUGLAS, 25TH TO 350' N OF ANNA	\$514,000	\$0	\$0	\$0	\$0	\$514,000
506.xxx.xxx	31ST STREET PEDESTRIAN ENHANCEMENTS - PROJECT DEVELOPMENT	\$25,000	\$0	\$0	\$0	\$0	\$25,000
	NORTH BROADWAY SUBDIVISION	\$0	\$0	\$0	\$0	\$0	\$0
	31ST STREET LIGHTING PROJECT	\$50,000	\$0	\$0	\$0	\$0	\$50,000
	3RD STREET, GREEN TO HWY 81	\$390,000	\$0	\$0	\$0	\$0	\$390,000
	BILL BAGGS ROAD, HWY 50 TO ALUMAX ROAD (W/COUNTY)	\$0	\$1,022,000	\$0	\$0	\$0	\$1,022,000
	5TH STREET, DOUGLAS TO HWY 81	\$0	\$487,000	\$0	\$0	\$0	\$487,000
	ALUMAX ROAD, WHITING DRIVE TO RR	\$0	\$282,000	\$0	\$0	\$0	\$282,000
	23RD STREET, DOUGLAS TO MULBERRY	\$0	\$0	\$530,000	\$0	\$0	\$530,000
	8TH STREET, LINN TO SUMMIT	\$0	\$0	\$1,320,000	\$0	\$0	\$1,320,000
	WCLR, 9TH TO 31ST (W/COUNTY)	\$300,000	\$300,000	\$460,000	\$0	\$0	\$1,060,000
	21ST STREET, RR CROSSING (OUR SHARE ONLY)	\$0	\$0	\$25,000	\$0	\$0	\$25,000
	PENINAH, 21ST TO AIRPORT ENTRANCE	\$0	\$0	\$0	\$0	\$726,000	\$726,000
	5TH STREET, BURLEIGH TO MULBERRY	\$0	\$0	\$0	\$319,000	\$0	\$319,000
	TOTAL	\$8,174,702	\$5,625,077	\$6,887,318	\$4,773,980	\$5,984,652	\$31,445,729
	CAPITAL IMPROVEMENT SALES TAX	\$5,179,702	\$4,698,377	\$6,220,718	\$4,387,980	\$5,598,652	\$26,085,429
	CAPITAL IMPROVEMENT SALES TAX (YEARLY REVENUE)	\$2,441,412	\$3,208,104	\$3,304,347	\$3,403,477	\$3,505,581	\$15,862,921
	CAPITAL IMPROVEMENT SALES TAX (FUND BALANCE SPENT)	\$2,738,290	\$1,490,273	\$2,916,371	\$984,503	\$2,093,071	\$10,222,508
	CAPITAL IMPROVEMENT SALES TAX (FUND BALANCE YEAR END)	\$1,755,374	\$265,101	(\$2,651,270)	(\$3,635,773)	(\$5,728,844)	
	YANKTON COUNTY	\$183,000	\$540,700	\$280,600	\$0	\$0	\$1,004,300
	FEDERAL AID URBAN FUNDS	\$2,812,000	\$386,000	\$386,000	\$386,000	\$386,000	\$4,356,000
	TOTAL	\$8,174,702	\$5,625,077	\$6,887,318	\$4,773,980	\$5,984,652	\$31,445,729
SPECIAL ASSESSMENT PROJECTS	ALLEY	\$55,000	\$0	\$0	\$0	\$0	\$55,000
504.xxx.xxx	DOUGLAS (ANNA TO 31ST) (506.572.386)	\$0	\$0	\$880,000	\$0	\$0	\$880,000
	15TH STREET (SUMMIT TO WCLR) (CITY SHARE \$178,932 & \$125,460)	\$0	\$0	\$100,000	\$2,254,000	\$0	\$2,354,000
	TOTAL	\$55,000	\$0	\$980,000	\$2,254,000	\$0	\$3,289,000
	CAPITAL IMPROVEMENT SALES TAX (CITY'S SHARE OF PROJECT)	\$0	\$0	\$603,191	\$1,068,428	\$0	\$1,671,619
	SCHOOL DISTRICT ASSESSMENT	\$0	\$0	\$17,210	\$387,913	\$0	\$405,123
	LOAN / BOND / PROCEEDS / INFRASTRUCTURE IMPROVEMENT	\$55,000	\$0	\$359,599	\$797,659	\$0	\$1,212,258
	TOTAL	\$55,000	\$0	\$980,000	\$2,254,000	\$0	\$3,289,000
CENTRAL GARAGE	VEHICLE WASH FACILITY	\$0	\$0	\$0	\$0	\$120,000	\$120,000
801.801.xxx	FUELING SYSTEM UPGRADE	\$39,436	\$0	\$0	\$0	\$0	\$39,436
	PLUMBING AND FLOOR REPLACEMENT	\$0	\$0	\$0	\$0	\$0	\$0
	FENCING AND GATE REPLACEMENT	\$0	\$0	\$55,000	\$0	\$0	\$55,000
	HOIST	\$14,000	\$0	\$0	\$0	\$0	\$14,000
	PAINTING & LANDSCAPING	\$7,500	\$0	\$0	\$0	\$0	\$7,500
	REHAB WINDOWS, DOORS AND INTERIOR	\$15,000	\$0	\$0	\$0	\$0	\$15,000
	ELECTRIC GEN SET	\$0	\$65,000	\$0	\$0	\$0	\$65,000
	FLEET MANAGEMENT SYSTEM	\$0	\$0	\$0	\$0	\$25,000	\$25,000
	ROOF REPLACEMENT	\$0	\$0	\$0	\$81,000	\$0	\$81,000
	TOTAL	\$75,936	\$65,000	\$55,000	\$81,000	\$145,000	\$421,936
	CENTRAL GARAGE / INTERNAL SERVICE REVENUE FUND	\$75,936	\$65,000	\$55,000	\$81,000	\$145,000	\$421,936

CITY OF YANKTON
FIVE YEAR CAPITAL IMPROVEMENT PLAN
REVENUE SUMMARY

REVENUE SOURCES	2012	2013	2014	2015	2016
GENERAL FUND	\$1,492,684	\$2,451,076	\$2,994,282	\$5,682,800	\$1,897,200
YANKTON COUNTY	\$244,427	\$54,877	\$63,627	\$48,745	\$361,245
SPECIAL ASSESSMENT / OPT OUT FUND	\$190,232	\$190,232	\$190,232	\$190,232	\$190,232
BRIDGE & STREET FUND	\$21,398	\$21,398	\$21,398	\$21,398	\$21,398
BOND PROCEEDS	\$55,000	\$0	\$359,599	\$3,897,659	\$0
FEDERAL AID	\$3,203,068	\$1,074,000	\$1,111,000	\$1,336,000	\$3,728,000
SRF LOANS - FEDERAL	\$5,410,000	\$4,400,000	\$10,500,000	\$0	\$0
STATE AID	\$165,374	\$26,750	\$195,000	\$47,500	\$131,500
E911 FUNDS	\$50,000	\$3,300	\$3,300	\$3,300	\$3,300
WASTEWATER UTILITY REVENUE	\$2,015,500	\$291,200	\$160,200	\$3,982,450	\$47,700
WATER UTILITY REVENUE	\$870,000	\$621,500	\$1,752,700	\$856,500	\$750,000
SOLID WASTE REVENUE	\$55,672	\$48,000	\$0	\$0	\$156,000
JOINT POWERS REVENUE	\$208,714	\$187,021	\$276,021	\$119,021	\$254,021
GOLF COURSE REVENUE	(\$10,500)	(\$6,000)	\$5,000	\$15,000	\$16,000
CAPITAL IMPROVEMENT SALES TAX	\$5,365,569	\$4,884,619	\$7,104,201	\$5,588,960	\$6,055,304
GOLF COURSE DEPRECIATION	\$60,000	\$60,000	\$60,000	\$60,000	\$60,000
CENT. GARAGE/INT. SERVICE REV.	\$75,936	\$65,000	\$55,000	\$81,000	\$145,000
HIGH SCHOOL/ACTIVITIES CENTER	\$247,360	\$89,860	\$47,020	\$403,463	\$120,450
SENIOR CITIZENS CENTER	\$2,637	\$2,637	\$2,637	\$0	\$0
TOTAL	\$19,723,071	\$14,465,469	\$24,901,216	\$22,334,028	\$13,937,350

CITY OF YANKTON
FIVE YEAR CAPITAL IMPROVEMENT PLAN
SUMMARY OF CAPITAL IMPROVEMENT EXPENDITURES BY DEPARTMENT

DEPARTMENT	2012	2013	2014	2015	2016	TOTAL
CITY MANAGER'S OFFICE	\$1,000	\$1,000	\$1,000	\$1,000	\$1,000	\$5,000
FINANCE OFFICE	\$1,000	\$1,000	\$1,000	\$1,000	\$1,000	\$5,000
INFORMATION SERVICES	\$94,000	\$42,000	\$31,000	\$31,000	\$236,000	\$434,000
COMMUNITY DEVELOPMENT	\$1,900	\$54,000	\$1,000	\$0	\$1,000	\$57,900
POLICE DEPARTMENT	\$136,200	\$209,000	\$217,500	\$162,000	\$177,000	\$901,700
ANIMAL CONTROL	\$3,500	\$3,000	\$3,000	\$3,000	\$3,000	\$15,500
FIRE DEPARTMENT	\$532,623	\$981,426	\$1,327,732	\$367,732	\$353,432	\$3,562,945
CIVIL DEFENSE	\$13,710	\$0	\$0	\$0	\$0	\$13,710
ENGINEERING AND INSPECTION	\$14,000	\$3,000	\$23,000	\$36,000	\$42,200	\$118,200
STREET DIVISION	\$151,891	\$290,000	\$297,000	\$163,000	\$288,000	\$1,189,891
SNOW AND ICE REMOVAL	\$11,000	\$23,000	\$56,000	\$282,000	\$45,000	\$417,000
CITY HALL	\$2,500	\$92,500	\$56,500	\$237,500	\$7,500	\$396,500
TRAFFIC CONTROL	\$153,332	\$44,000	\$44,000	\$44,000	\$44,000	\$329,332
CHAN GURNEY AIRPORT	\$518,445	\$719,145	\$802,145	\$1,090,145	\$2,706,645	\$5,836,525
SENIOR CITIZENS CENTER	\$103,418	\$44,100	\$61,600	\$29,200	\$654,200	\$892,518
COMMUNITY LIBRARY	\$77,500	\$64,500	\$72,500	\$4,095,000	\$65,000	\$4,374,500
PARKS AND RECREATION	\$230,819	\$200,000	\$573,000	\$219,500	\$365,000	\$1,588,319
MEMORIAL POOL	\$4,000	\$13,000	\$39,000	\$3,102,000	\$10,000	\$3,168,000
MARNE CREEK	\$269,660	\$70,000	\$270,000	\$70,000	\$30,000	\$709,660
BRIDGE AND STREET CONSTRUCTION	\$113,000	\$185,000	\$170,000	\$70,000	\$1,150,000	\$1,688,000
911 / DISPATCH	\$53,000	\$4,000	\$4,000	\$4,000	\$4,000	\$69,000
WATER UTILITY	\$5,680,000	\$1,621,500	\$12,252,700	\$856,500	\$750,000	\$21,160,700
WASTEWATER UTILITY	\$2,615,500	\$3,691,200	\$160,200	\$3,982,450	\$47,700	\$10,497,050
CEMETERY	\$33,500	\$11,500	\$106,500	\$138,500	\$25,500	\$315,500
SOLID WASTE COLLECTION AND DISPOSAL	\$55,672	\$24,000	\$0	\$0	\$156,000	\$235,672
JOINT POWERS FUND	\$208,714	\$187,021	\$276,021	\$119,021	\$254,021	\$1,044,798
FOX RUN GOLF COURSE	\$49,500	\$54,000	\$65,000	\$75,000	\$76,000	\$319,500
HIGH SCHOOL/ACTIVITIES CENTER	\$288,049	\$142,500	\$67,500	\$45,500	\$314,500	\$858,049
SPECIAL CAPITAL IMPROVEMENT TAX	\$8,174,702	\$5,625,077	\$6,887,318	\$4,773,980	\$5,984,652	\$31,445,729
SPECIAL ASSESSMENT PROJECTS	\$55,000	\$0	\$980,000	\$2,254,000	\$0	\$3,289,000
CENTRAL GARAGE	\$75,936	\$65,000	\$55,000	\$81,000	\$145,000	\$421,936
TOTAL	\$19,723,071	\$14,465,469	\$24,901,216	\$22,334,028	\$13,937,350	\$95,361,134

7/31/2012

