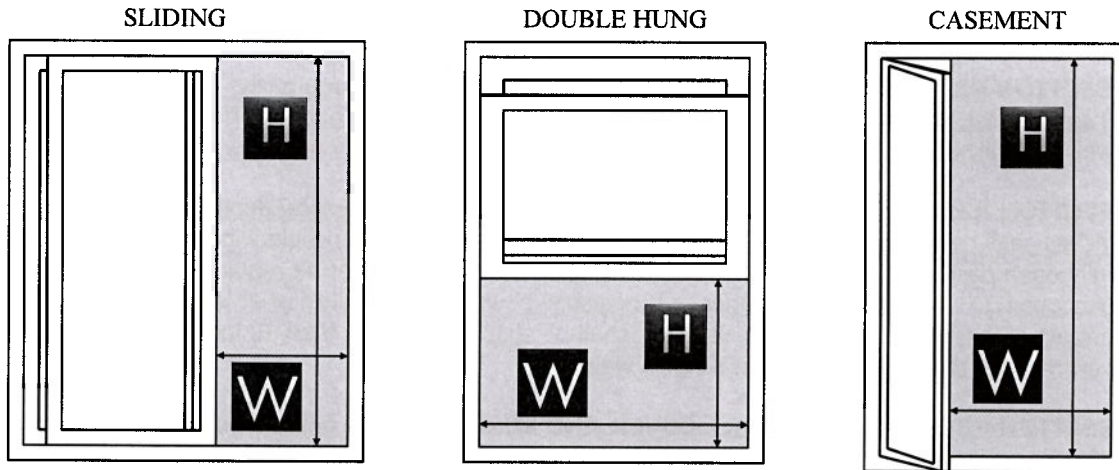


# Egress Window Worksheet

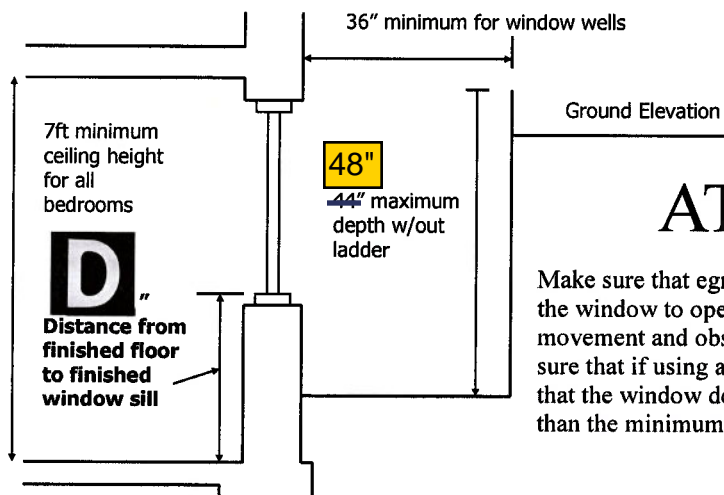
**Required for all bedrooms on the fourth floor or below.**



$$\begin{array}{c} \mathbf{W} \end{array} \text{ \_\_\_\_\_\_ } \times \begin{array}{c} \mathbf{H} \end{array} \text{ \_\_\_\_\_\_ } = \begin{array}{c} \mathbf{A} \end{array} \text{ \_\_\_\_\_\_ }$$

Openable width (inches)                  Openable height (inches)                  Openable area (square inches)

	<b>W</b>	<b>H</b>	<b>A</b>	<b>D</b>
<b>Egress for Structures built in (year)</b>				
(1973 or Before)	18" Min	18" Min	648 SqIn Min	48" Max
(1974 to 1985)	20" Min	20" Min	720 SqIn Min	48" Max
(1986 or After)	20" Min	24" Min	820 SqIn Min	<del>44"</del> Max 48"



## ATTENTION

Make sure that egress window opening hardware will allow the window to open fully. Some window hardware limits movement and obstructs the required opening. Also make sure that if using a casement windows with a cleanable hinge that the window doesn't reduce the clear opening to less than the minimum size required.

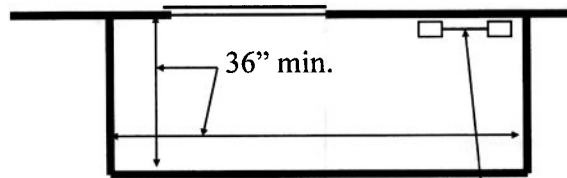
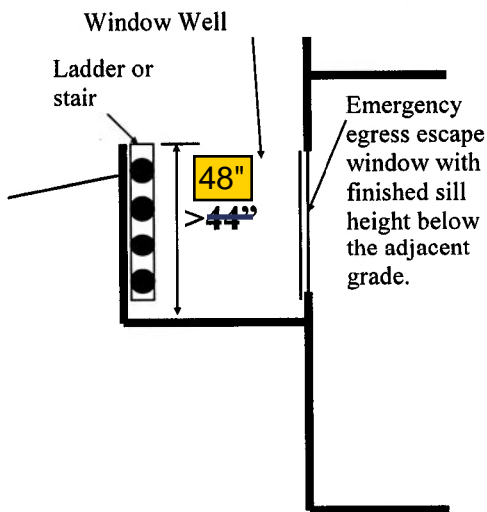
# WINDOW WELLS

**SECTION R310.2– WINDOW WELLS.** The minimum horizontal area of the window well shall be 9 square feet, with a minimum horizontal projection and width of 36 inches. The area of the window well shall allow the emergency escape and rescue opening to be fully opened.

**SECTION R310.2.1-LADDER AND STEPS.** Window well with a vertical depth greater than 44 48" inches shall be equipped with a permanently affixed ladder or steps usable with the window in the fully open position. Ladders or steps required by this section shall not be required to comply with Sections R311.5 and R311.6. Ladder or rungs shall have an inside width of at least 12 inches, shall project at least 3 inches from the wall and shall be spaced not more than 18 inches on center vertically for the full height of the window well.

**SECTION R310.4-BARS,GRILLS, COVER AND SCREENS.** Bars, grills, covers, screens or similar devices are permitted to be placed over emergency escape and rescue openings, bulkhead enclosures, or window wells that serve such opening, provided the minimum net clear opening size complies with section R310.1.1 to R310.1.3 and such devices shall be releasable or removable from the inside without the use of a key, tool or force greater than that which is required for normal operation of the escape and rescue opening.

**Exception:** The ladder or steps required by Section R310.2.1 shall be permitted to encroach a maximum of 6 inches into the required dimensions of the window well.



Ladder or stair permitted to encroach a maximum of 6 inches into required dimensions.

Emergency egress escape windows are allowed to be installed under decks and porches provided the location of the deck allows the window to be fully operated and provides a path of emergency egress not less than 36 inches in height to a yard or court.

