



Mission Statement
*To provide exemplary experiences,
services & spaces that create
opportunities for everyone to learn,
engage and thrive.*

YANKTON BOARD OF CITY COMMISSIONERS

City Commission CIP Budget Workshop

Monday, June 12, 2023 at 5:30 pm

City of Yankton Community Meeting Room

Located at the Career Manufacturing Technical Education Academy formerly
known as Technical Education Center • **1200 W. 21st Street • Room 114**

1. **Roll Call**
2. **Public Appearances**
3. **2024 CIP Budget**
4. **Determination if Second Night needed for Budget Workshop**
5. **Other Business**

Other business is a time for City Commissioners to address the commission regarding matters not on the agenda. These items will be deliberated by the governing body and will not be acted upon at this time. Items mentioned may be added to a future City Commission meeting or work session for deliberation or action.

6. **Adjourn the CIP Budget Workshop of June 12, 2023**

CITY OF YANKTON

FIVE YEAR CAPITAL IMPROVEMENT PLAN

FISCAL YEARS 2023 – 2027

City of
Yankton
GIS
Click For Map

City of SOUTH DAKOTA
Yankton
Ideas flow here





CITY OF YANKTON



FIVE YEAR CAPITAL IMPROVEMENT PLAN

FISCAL YEARS 2023 – 2027






INTRODUCTION



The Fiscal Year 2023-2027 Capital Improvement Plan (CIP) is an update of the City’s annual capital improvement planning process. The five-year plan provides a schedule for capital projects and identifies funding sources.

The CIP is vital to the City of Yankton. It is a plan for physical improvements to public facilities / infrastructure and the purchase of capital equipment. The plan additionally has a positive economic impact on the local economy. The City Commission has recognized the importance of this planning process and annually engages in the preparation, review and adoption of the Capital Improvement Plan. Public meetings are held annually to review the five-year plan.

The five-year CIP is revised annually to include new projects, reflect changes in priorities and to extend the plan an additional year. The first year of the plan is the current year and is adjusted throughout the year as needs dictate or when changes are made to existing approved projects.

Legend

-  **100 Series – General Fund**
-  **200 Series – Special Revenues**
-  **500 Series – Capital Projects**
-  **600 Series – Enterprise Fund**
-  **800 series – Internal Services**

-  **Recent Changes to the Plan – Increases or Funding Changes**
-  **Recent Changes to the Plan – Decreases**

CITY OF YANKTON
FIVE YEAR CAPITAL IMPROVEMENT PLAN

DEPARTMENT	DESCRIPTION	2023	2024	2025	2026	2027	TOTAL
CITY MANAGER'S OFFICE 101.102.xxx	OFFICE FURNITURE / EQUIPMENT	\$1,000	\$1,000	\$1,000	\$1,000	\$1,000	\$5,000
	TOTAL	\$1,000	\$1,000	\$1,000	\$1,000	\$1,000	\$5,000
	GENERAL	\$1,000	\$1,000	\$1,000	\$1,000	\$1,000	\$5,000
FINANCE 101.104.xxx	OFFICE FURNITURE / EQUIPMENT	\$1,000	\$12,000	\$1,000	\$1,000	\$1,000	\$16,000
	TOTAL	\$1,000	\$12,000	\$1,000	\$1,000	\$1,000	\$16,000
	GENERAL	\$1,000	\$12,000	\$1,000	\$1,000	\$1,000	\$16,000
INFORMATION SERVICES 101.105.xxx	SERVER & COMPUTER EQUIPMENT	\$126,469	\$30,000	\$30,000	\$30,000	\$30,000	\$246,469
	AS400 FINANCIAL SYSTEM CONVERSION	\$0	\$0	\$0	\$0	\$200,000	\$200,000
	OFFICE FURNITURE / EQUIPMENT	\$6,000	\$1,000	\$1,000	\$1,000	\$1,000	\$10,000
	PLOTTER / PRINTER REPLACEMENT	\$3,000	\$2,000	\$2,000	\$2,000	\$2,000	\$11,000
	TECHNOLOGY EQUIPMENT	\$13,500	\$1,000	\$1,000	\$1,000	\$1,000	\$17,500
	DIGITAL CAMERA	\$1,000	\$0	\$0	\$0	\$1,000	\$2,000
	UNMANED AERIAL SYSTEM (UAS)	\$5,000	\$0	\$0	\$0	\$5,000	\$10,000
	SOFTWARE UPGRADE / MAINTENANCE	\$3,000	\$3,000	\$3,000	\$3,000	\$3,000	\$15,000
	TOTAL	\$157,969	\$37,000	\$37,000	\$37,000	\$243,000	\$511,969
	GENERAL	\$157,969	\$37,000	\$37,000	\$37,000	\$243,000	\$511,969
COMMUNITY DEVELOPMENT 101.106.xxx	VEHICLE REPLACEMENT	\$0	\$0	\$40,000	\$0	\$0	\$40,000
	OFFICE FURNITURE / EQUIPMENT	\$1,000	\$0	\$1,000	\$0	\$1,000	\$3,000
	COMPREHENSIVE PLAN	\$70,000	\$80,000	\$0	\$0	\$0	\$150,000
	TOTAL	\$71,000	\$80,000	\$41,000	\$0	\$1,000	\$193,000
	GENERAL	\$71,000	\$80,000	\$41,000	\$0	\$1,000	\$193,000

CITY OF YANKTON
FIVE YEAR CAPITAL IMPROVEMENT PLAN

DEPARTMENT	DESCRIPTION	2023	2024	2025	2026	2027	TOTAL
HUMAN RESOURCES 101.107.xxx	OFFICE FURNITURE / EQUIPMENT	\$1,000	\$0	\$1,000	\$0	\$1,000	\$3,000
	TOTAL	\$1,000	\$0	\$1,000	\$0	\$1,000	\$3,000
	GENERAL	\$1,000	\$0	\$1,000	\$0	\$1,000	\$3,000
POLICE 101.111.xxx	VEHICLE REPLACEMENTS	\$180,000	\$130,000	\$130,000	\$130,000	\$130,000	\$700,000
	PROTECTIVE VESTS	\$11,155	\$11,500	\$7,000	\$7,000	\$7,000	\$43,655
	K-9 DOG UNIT	\$2,000	\$2,000	\$2,000	\$15,000	\$0	\$21,000
	SPECIAL RESPONSE TEAM EQUIPMENT	\$15,300	\$7,000	\$7,000	\$7,000	\$7,000	\$43,300
	TASERS	\$7,500	\$7,500	\$7,500	\$7,500	\$7,500	\$37,500
	VIDEO CAMERA AND RECORDER-PATROL CARS	\$6,000	\$6,000	\$6,000	\$6,000	\$6,000	\$30,000
	RADIOS	\$90,000	\$0	\$0	\$0	\$0	\$90,000
	PORTABLE RADIOS	\$12,000	\$6,000	\$6,000	\$6,000	\$6,000	\$36,000
	IN CAR COMPUTERS	\$7,500	\$7,500	\$7,500	\$7,500	\$7,500	\$37,500
	REPLACE RADAR	\$0	\$3,000	\$7,500	\$7,500	\$7,500	\$25,500
	FURNITURE	\$3,000	\$3,000	\$3,000	\$3,000	\$3,000	\$15,000
	BODY CAMERAS	\$4,500	\$34,500	\$4,500	\$4,500	\$4,500	\$52,500
	DRONE	\$0	\$0	\$0	\$30,000	\$0	\$30,000
	BIKE PATROL	\$12,000	\$0	\$0	\$0	\$0	\$12,000
	SIGN	\$0	\$10,000	\$0	\$0	\$0	\$10,000
	CVSA EQUIPMENT	\$0	\$12,000	\$0	\$0	\$0	\$12,000
	EVIDENCE ROOM CAMERAS	\$0	\$18,000	\$0	\$0	\$0	\$18,000
	TRUNARC	\$0	\$0	\$30,000	\$0	\$0	\$30,000
	WEAPONS	\$4,000	\$4,000	\$4,000	\$4,000	\$4,000	\$20,000
	TOTAL	\$354,955	\$262,000	\$222,000	\$235,000	\$190,000	\$1,263,955
	GENERAL	\$354,955	\$262,000	\$222,000	\$235,000	\$190,000	\$1,263,955
	TOTAL	\$354,955	\$262,000	\$222,000	\$235,000	\$190,000	\$1,263,955

CITY OF YANKTON
FIVE YEAR CAPITAL IMPROVEMENT PLAN

DEPARTMENT	DESCRIPTION	2023	2024	2025	2026	2027	TOTAL
FIRE 101.114.xxx	2ND STATION DEBT SERVICE	\$168,760	\$168,760	\$168,760	\$168,760	\$168,760	\$843,800
	2ND STATION - OTHER DEBT SERVICE	\$1,425	\$1,425	\$1,425	\$1,425	\$1,425	\$7,125
	CYCLICAL REPLACEMENT OF PERSONAL PROTECTIVE EQUIPMENT	\$20,000	\$35,000	\$35,000	\$30,000	\$30,000	\$150,000
	CYCLICAL REPLACEMENT OF FIRE HOSE/NOZZLES/WATER EQUIPMENT	\$2,500	\$14,000	\$34,000	\$14,000	\$14,000	\$78,500
	CYCLICAL REPLACEMENT OF PAGERS	\$0	\$0	\$1,000	\$1,000	\$1,000	\$3,000
	FIRE GRANT EQUIPMENT (95/5 or 90/10)	\$0	\$100,000	\$100,000	\$100,000	\$100,000	\$400,000
	REPLACE SCBA RADIOS (2019 - 36 x \$1,000)	\$0	\$120,000	\$0	\$0	\$0	\$120,000
	PAINT INTERIOR FIRE STATION #1	\$0	\$0	\$0	\$30,000	\$0	\$30,000
	GENERATOR REPLACEMENT (STATION 2)	\$48,000	\$0	\$0	\$0	\$0	\$48,000
	REPLACE PICKUP (2015)	\$55,000	\$0	\$0	\$0	\$0	\$55,000
	REPLACE STATE RADIOS	\$75,000	\$0	\$0	\$0	\$0	\$75,000
	INSTALL OUTDOOR SHELTER - STATION #2	\$10,000	\$0	\$0	\$0	\$0	\$10,000
	REMODEL KITCHEN	\$0	\$0	\$60,000	\$0	\$0	\$60,000
	REPLACE ENGINE #1	\$0	\$0	\$850,000	\$0	\$0	\$850,000
	APPARATUS TECHNOLOY UPGRADES	\$0	\$4,000	\$4,000	\$4,000	\$0	\$12,000
	THERMAL IMAGING CAMERA UPDATES	\$0	\$6,000	\$3,000	\$6,000	\$3,000	\$18,000
	TOTAL	\$380,685	\$449,185	\$1,257,185	\$355,185	\$318,185	\$2,760,425
	GENERAL	\$190,453	\$163,953	\$971,953	\$69,953	\$32,953	\$1,429,265
	FIRE STATION OPT-OUT	\$190,232	\$190,232	\$190,232	\$190,232	\$190,232	\$951,160
	GRANT FUNDS	\$0	\$95,000	\$95,000	\$95,000	\$95,000	\$380,000
TOTAL	\$380,685	\$449,185	\$1,257,185	\$355,185	\$318,185	\$2,760,425	
CIVIL DEFENSE 101.115.xxx	23rd STREET - TRANSFER STATION	\$0	\$0	\$0	\$0	\$0	\$0
	TOTAL	\$0	\$0	\$0	\$0	\$0	\$0
	GENERAL	\$0	\$0	\$0	\$0	\$0	\$0

CITY OF YANKTON
FIVE YEAR CAPITAL IMPROVEMENT PLAN

DEPARTMENT	DESCRIPTION	2023	2024	2025	2026	2027	TOTAL
ENGINEERING	ELECTRONIC RECORDS STORAGE	\$0	\$0	\$15,000	\$0	\$0	\$15,000
101.122.xxx	FURNITURE & OFFICE EQUIPMENT	\$1,000	\$1,000	\$1,000	\$1,000	\$1,000	\$5,000
	TOTAL	\$1,000	\$1,000	\$16,000	\$1,000	\$1,000	\$20,000
	GENERAL	\$1,000	\$1,000	\$16,000	\$1,000	\$1,000	\$20,000
STREETS	REPLACE TRUCKS	\$190,000	\$440,000	\$0	\$225,000	\$230,000	\$1,085,000
101.123.xxx	ONE TON TRUCK REPLACEMENT	\$60,000	\$0	\$0	\$85,000	\$0	\$145,000
	REPLACE PICKUP	\$40,000	\$0	\$50,000	\$0	\$45,000	\$135,000
	ASHPALT STORAGE TANK	\$0	\$0	\$0	\$0	\$90,000	\$90,000
	TRAFFIC CONTROL	\$15,000	\$0	\$15,000	\$0	\$20,000	\$50,000
	RADIOS	\$50,000	\$0	\$0	\$0	\$0	\$50,000
	CUTOFF SAW & BLOWER	\$5,000	\$0	\$5,000	\$0	\$5,000	\$15,000
	TRAILER MOUNTED POWER WASHER	\$0	\$21,000	\$0	\$0	\$0	\$21,000
	MOTOR GRADER	\$0	\$0	\$350,000	\$0	\$0	\$350,000
	REPLACE LOADER	\$225,000	\$0	\$235,000	\$0	\$0	\$460,000
	REPLACE STREET SWEEPER	\$0	\$0	\$350,000	\$0	\$0	\$350,000
	BACKHOE ATTACHMENT (25%w/25%ww/50%cs)	\$0	\$20,000	\$0	\$0	\$0	\$20,000
	ASPHALT HOT BOX	\$0	\$0	\$0	\$0	\$0	\$0
	EQUIPMENT TRAILER	\$20,000	\$0	\$0	\$0	\$0	\$20,000
	SKID STEER BACKHOE	\$15,000	\$0	\$0	\$0	\$0	\$15,000
	CONCRETE TRUSS SCREED	\$17,000	\$0	\$0	\$0	\$0	\$17,000
	PLATE PACKER	\$4,000	\$0	\$0	\$0	\$0	\$4,000
	LOWBOY TRAILER	\$0	\$0	\$0	\$85,000	\$0	\$85,000
	REPLACE PAVER	\$0	\$0	\$0	\$500,000	\$0	\$500,000
	REPLACE ROLLER	\$0	\$0	\$0	\$0	\$100,000	\$100,000
	STREET SHOP / CENTRAL GARAGE / FUELING SITE (ALSO CENTRAL GARAGE)	\$0	\$0	\$0	\$0	\$9,000,000	\$9,000,000
	BUILDING UPGRADE	\$215,000	\$0	\$45,000	\$0	\$20,000	\$280,000
	REPLACE QUONSET	\$0	\$0	\$0	\$180,000	\$0	\$180,000
	ASPHALT PLANT REHAB	\$0	\$50,000	\$0	\$0	\$0	\$50,000
	REPLACE SNOW PLOWS	\$15,000	\$15,000	\$18,000	\$16,000	\$16,000	\$80,000
	SNOW BOX	\$15,000	\$15,000	\$15,000	\$15,000	\$15,000	\$75,000
	TRUCK UNDERBODY PLOW	\$200,000	\$0	\$0	\$0	\$0	\$200,000
	REPLACE SANDER	\$0	\$0	\$22,000	\$0	\$0	\$22,000
	SANDER STORAGE RACK	\$30,000	\$0	\$0	\$0	\$0	\$30,000
	LOAN TO TID #12 - MEAD - 33RD STREET (20 YEARS @ 2%)	\$281,624	\$0	\$0	\$0	\$0	\$281,624
	ACTIVE TRANSPORTATION PLAN PROJECTS	\$13,376	\$85,000	\$85,000	\$85,000	\$85,000	\$353,376
	TOTAL	\$1,411,000	\$646,000	\$1,190,000	\$1,191,000	\$9,626,000	\$14,064,000
	GENERAL	\$1,411,000	\$646,000	\$1,190,000	\$1,191,000	\$9,626,000	\$14,064,000
	TOTAL	\$1,411,000	\$646,000	\$1,190,000	\$1,191,000	\$9,626,000	\$14,064,000

CITY OF YANKTON
FIVE YEAR CAPITAL IMPROVEMENT PLAN

DESCRIPTION		2023	2024	2025	2026	2027	TOTAL
CITY HALL 101.125.xxx	LAWN CARE EQUIPMENT AND LANDSCAPING	\$1,000	\$1,000	\$1,000	\$1,000	\$1,000	\$5,000
	WINDOW REPLACEMENT	\$0	\$0	\$0	\$150,000	\$150,000	\$300,000
	ELECTRICAL WIRING / DATA WIRING	\$136,227	\$60,000	\$0	\$0	\$0	\$196,227
	HEATING SYSTEM CONTROLS	\$5,000	\$5,000	\$5,000	\$5,000	\$5,000	\$25,000
	BUILDING REMODEL / ELECTRICAL / LIGHTING	\$0	\$100,000	\$100,000	\$100,000	\$100,000	\$400,000
	REPLACE SANITARY SEWER SERVICE	\$0	\$0	\$35,000	\$0	\$0	\$35,000
	TOTAL	\$142,227	\$166,000	\$141,000	\$256,000	\$256,000	\$961,227
	GENERAL	\$142,227	\$166,000	\$141,000	\$256,000	\$256,000	\$961,227
	TOTAL	\$142,227	\$166,000	\$141,000	\$256,000	\$256,000	\$961,227
	TRAFFIC CONTROL 101.126.xxx	NEW STREET LIGHTS / DETECTOR LOOPS & CIRCUITS	\$5,000	\$5,000	\$5,000	\$5,000	\$5,000
SCHOOL CROSSINGS		\$19,244	\$3,000	\$3,000	\$3,000	\$3,000	\$31,244
STREET LIGHTING REPLACEMENT		\$12,000	\$12,000	\$12,000	\$12,000	\$12,000	\$60,000
DOT TRAFFIC SIGNAL UPGRADE - CITY COST?????		\$0	\$0	\$0	\$0	\$0	\$0
SIGNAL SYSTEM UPGRADES / REPLACEMENT		\$25,000	\$25,000	\$25,000	\$25,000	\$25,000	\$125,000
TOTAL		\$61,244	\$45,000	\$45,000	\$45,000	\$45,000	\$241,244
GENERAL		\$61,244	\$45,000	\$45,000	\$45,000	\$45,000	\$241,244

CITY OF YANKTON
FIVE YEAR CAPITAL IMPROVEMENT PLAN

DEPARTMENT	DESCRIPTION	2023	2024	2025	2026	2027	TOTAL
AIRPORT - 127	REPLACE FLOOR COVERINGS	\$5,000	\$5,000	\$0	\$0	\$0	\$10,000
101.127.xxx	NEW FUELING SYSTEM	\$0	\$0	\$90,000	\$0	\$0	\$90,000
	SIGNAGE & RUNWAY APPURTENANCES	\$5,000	\$5,000	\$5,000	\$5,000	\$5,000	\$25,000
	TERMINAL BUILDING & FUEL EQUIPMENT REPLACEMENT	\$2,000	\$0	\$0	\$0	\$0	\$2,000
	PAVEMENT REPAIR	\$5,000	\$5,000	\$5,000	\$5,000	\$5,000	\$25,000
	FURNITURE REPLACEMENT	\$1,000	\$0	\$1,000	\$0	\$0	\$2,000
	LANDSCAPING	\$2,000	\$0	\$2,000	\$0	\$0	\$4,000
	UTILITY VEHICLE RADIO	\$1,500	\$0	\$0	\$0	\$0	\$1,500
	LL FUEL TRUCK	\$0	\$0	\$145,000	\$0	\$0	\$145,000
	VEHICLE REPLACEMENT	\$36,259	\$0	\$0	\$0	\$0	\$36,259
	OUTFRONT MOWER	\$0	\$30,000	\$30,000	\$0	\$0	\$60,000
	ROOF MAINTENANCE	\$5,000	\$0	\$0	\$5,000	\$0	\$10,000
	SECURITY SYSTEM	\$2,000	\$0	\$0	\$0	\$0	\$2,000
	TERMINAL AREA LAWN IRRIGATION	\$12,000	\$0	\$0	\$0	\$0	\$12,000
	AIRPLANE	\$0	\$0	\$0	\$0	\$0	\$0
	LOADER BLADE	\$0	\$0	\$30,000	\$0	\$0	\$30,000
	TERMINAL WINDOW REPLACEMENT	\$0	\$0	\$0	\$50,000	\$0	\$50,000
	TERMINAL HVAC	\$0	\$0	\$35,000	\$0	\$0	\$35,000
	OVERHEAD DOOR REPLACEMENT	\$0	\$0	\$26,000	\$20,000	\$0	\$46,000
	BARREL HANGER REPAIR	\$0	\$0	\$0	\$15,000	\$0	\$15,000
	SUBTOTAL	\$76,759	\$45,000	\$369,000	\$100,000	\$10,000	\$600,759
	Federal Grant Funding Ratio	90/6.5/3.5	90/6.5/3.5	90/6.5/3.5	90/6.5/3.5	90/6.5/3.5	
502.511.xxx	RECONSTRUCT GA TERMINAL APRON (6.5% CITY / 3.5% STATE) 502.511.xxx	\$0	\$80,000	\$1,400,000	\$0	\$0	\$1,480,000
	NEW T-HANGAR (100% PRIVATE)	\$0	\$0	\$0	\$1,000,000	\$0	\$1,000,000
	DESIGN / REHABILITATE RUNWAY 13-31 (6.5% CITY, 3.5% STATE)	\$0	\$0	\$0	\$60,000	\$550,000	\$610,000
	RUNWAY 2-20 ASPHALT SEAL COAT/ CRACK SEAL (5% CITY, 5% STATE)	\$0	\$0	\$0	\$41,000	\$0	\$41,000
	DESIGN / CONSTRUCT NORTH TAXIWAY & ACCESS RD (6.5% CITY, 3.5% STATE)	\$1,250,000	\$0	\$0	\$0	\$0	\$1,250,000
	ADDITIONAL CORP (100% CITY)	\$0	\$0	\$0	\$1,000,000	\$0	\$1,000,000
	SUBTOTAL	\$1,250,000	\$80,000	\$1,400,000	\$2,101,000	\$550,000	\$5,381,000
	TOTAL	\$1,326,759	\$125,000	\$1,769,000	\$2,201,000	\$560,000	\$5,981,759
	GENERAL	\$158,009	\$50,200	\$460,000	\$106,565	\$45,750	\$820,524
	AMOUNT TO BE PROVIDED	\$0	\$0	\$0	\$2,000,000	\$0	\$2,000,000
	FEDERAL FUNDS	\$1,125,000	\$72,000	\$1,260,000	\$90,900	\$495,000	\$3,042,900
	STATE FUNDS	\$43,750	\$2,800	\$49,000	\$3,535	\$19,250	\$118,335
	TOTAL	\$1,326,759	\$125,000	\$1,769,000	\$2,201,000	\$560,000	\$5,981,759

CITY OF YANKTON
FIVE YEAR CAPITAL IMPROVEMENT PLAN

DEPARTMENT	DESCRIPTION	2023	2024	2025	2026	2027	TOTAL	
SENIOR CITIZENS CENTER - 141 101.141.xxx	CONCRETE REPLACEMENT	\$0	\$2,000	\$1,000	\$1,000	\$1,000	\$5,000	
	FLOORING	\$3,000	\$0	\$3,000	\$0	\$3,000	\$9,000	
	WINDOW REPLACEMENT	\$1,000	\$1,000	\$1,000	\$1,000	\$1,000	\$5,000	
	CEILING TILE	\$300	\$300	\$300	\$300	\$300	\$1,500	
	LANDSCAPING	\$1,000	\$1,000	\$1,000	\$1,000	\$1,000	\$5,000	
	TABLES / CHAIRS	\$1,000	\$1,000	\$1,000	\$1,000	\$1,000	\$5,000	
	ROOFTOP AC UNIT	\$0	\$0	\$12,500	\$0	\$12,500	\$25,000	
	NEW ADDITION	\$0	\$0	\$0	\$0	\$1,000,000	\$1,000,000	
	PARKING LOT CONCRETE RECONSTRUCTION	\$0	\$0	\$300,000	\$0	\$200,000	\$500,000	
	ROOF REPAIR	\$0	\$0	\$5,000	\$0	\$0	\$5,000	
	TOTAL	\$6,300	\$5,300	\$324,800	\$4,300	\$1,219,800	\$1,560,500	
	GENERAL	\$3,150	\$2,650	\$162,400	\$2,150	\$109,900	\$280,250	
	AMOUNT TO BE PROVIDED	\$0	\$0	\$0	\$0	\$1,000,000	\$1,000,000	
	YANKTON COUNTY	\$3,150	\$2,650	\$162,400	\$2,150	\$109,900	\$280,250	
	TOTAL	\$6,300	\$5,300	\$324,800	\$4,300	\$1,219,800	\$1,560,500	
	LIBRARY - 142 101.142.xxx	AUDIO VISUAL MATERIALS	\$10,000	\$10,500	\$13,500	\$13,500	\$13,500	\$61,000
		NEW BOOKS	\$53,000	\$53,000	\$53,000	\$53,000	\$53,000	\$265,000
LIBRARY ROOF		\$225,000	\$2,000	\$2,000	\$2,000	\$2,000	\$233,000	
SECURITY CAMERAS		\$0	\$0	\$2,700	\$0	\$0	\$2,700	
CHARGING STATIONS		\$1,000	\$0	\$0	\$0	\$0	\$1,000	
GARBAGE CANS		\$1,400	\$0	\$0	\$0	\$0	\$1,400	
BENCHES		\$0	\$0	\$0	\$1,800	\$0	\$1,800	
LED LIGHTING		\$0	\$0	\$0	\$40,000	\$0	\$40,000	
DURESS ALARM		\$0	\$1	\$0	\$0	\$0	\$1	
SMOKE DETECTORS		\$0	\$25,000	\$0	\$0	\$0	\$25,000	
NEW LIBRARY		\$0	\$40,000	\$0	\$0	\$12,000,000	\$12,040,000	
TOTAL		\$290,400	\$130,501	\$71,200	\$110,300	\$12,068,500	\$12,670,901	
GENERAL		\$290,400	\$130,501	\$71,200	\$110,300	\$68,500	\$670,901	
AMOUNT TO BE PROVIDED		\$0	\$0	\$0	\$0	\$12,000,000	\$12,000,000	
GRANTS		\$0	\$0	\$0	\$0	\$0	\$0	
TOTAL		\$290,400	\$130,501	\$71,200	\$110,300	\$12,068,500	\$12,670,901	

CITY OF YANKTON
FIVE YEAR CAPITAL IMPROVEMENT PLAN

DEPARTMENT	DESCRIPTION	2023	2024	2025	2026	2027	TOTAL	
PARKS & RECREATION 201.201.xxx	LANDSCAPING (201.201.301)	\$18,000	\$7,000	\$7,000	\$7,000	\$7,000	\$46,000	
	LAWN MOWERS (201.201.350)	\$90,000	\$30,000	\$30,000	\$30,000	\$100,000	\$280,000	
	PLAYGROUND EQUIPMENT (201.201.350)	\$119,000	\$100,000	\$100,000	\$100,000	\$20,000	\$439,000	
	SHOP EQUIPMENT (201.201.350)	\$1,000	\$1,000	\$1,000	\$1,000	\$1,000	\$5,000	
	LAWN CARE EQUIPMENT (201.201.350)	\$3,000	\$3,000	\$3,000	\$3,000	\$3,000	\$15,000	
	TRUCKS (201.201.350)	\$55,000	\$100,000	\$0	\$0	\$100,000	\$255,000	
	PARK FURNITURE (201.201.350)	\$8,000	\$8,000	\$8,000	\$8,000	\$8,000	\$40,000	
	TRACTOR REPLACEMENT	\$32,000	\$0	\$0	\$0	\$0	\$32,000	
	BALL FIELD GROOMER AND LEVELER	\$50,000	\$0	\$0	\$0	\$0	\$50,000	
	REPLACE UTILITY VEHICLE	\$0	\$35,000	\$0	\$0	\$0	\$35,000	
	AUGER FOR SKID LOADER	\$0	\$0	\$0	\$0	\$5,000	\$5,000	
	BRUSH CHIPPER	\$0	\$0	\$0	\$0	\$25,000	\$25,000	
	TRAILER WITH POWER WASHER	\$0	\$0	\$15,000	\$0	\$0	\$15,000	
	SUBTOTAL (200 SERIES)		\$376,000	\$284,000	\$164,000	\$149,000	\$269,000	\$1,242,000
	503.54x.xxx	TENNIS COURT RESURFACING (503.xxx.xxx)	\$68,000	\$0	\$0	\$0	\$0	\$68,000
		MARNE CREEK WEST GREENWAY - PERIMETER TRAIL	\$0	\$0	\$0	\$80,000	\$0	\$80,000
		RIVERSIDE PARK - AMPHITHEATRE RAILINGS (503.544.320)	\$0	\$0	\$0	\$50,000	\$0	\$50,000
RIVERSIDE PARK - TRAIL REPLACEMENT		\$0	\$50,000	\$50,000	\$50,000	\$50,000	\$200,000	
RIVERSIDE PARK - ARTIFICIAL TURF		\$120,000	\$0	\$0	\$0	\$0	\$120,000	
RIVERSIDE PARK - STADIUM SEATING		\$0	\$0	\$85,000	\$0	\$0	\$85,000	
RIVERSIDE PARK - STADIUM TICKET BOOTH & FAN ENTRANCE		\$0	\$0	\$57,500	\$0	\$0	\$57,500	
RIVERSIDE PARK - BANK ENHANCEMENTS		\$0	\$0	\$0	\$500,000	\$0	\$500,000	
RIVERSIDE PARK - BOAT RAMP LIGHTING		\$0	\$0	\$0	\$50,000	\$0	\$50,000	
RIVERSIDE PARK - ADA FISHING PIER REBUILD		\$0	\$0	\$0	\$0	\$100,000	\$100,000	
BLEACHERS - ALL OUTDOOR 4 SETS PER YEAR TO MEET STANDARDS		\$0	\$50,000	\$50,000	\$50,000	\$50,000	\$200,000	
SIDEWALKS IN PARKS		\$11,000	\$11,000	\$11,000	\$11,000	\$11,000	\$55,000	
PARK SIGNS		\$15,000	\$5,000	\$5,000	\$5,000	\$5,000	\$35,000	
PARK STORAGE & RESTROOM BUILDINGS - REPLACE DOORS & FRAMES		\$6,000	\$6,000	\$6,000	\$6,000	\$6,000	\$30,000	
SUMMER WELCOME BANNERS - 32 ON BROADWAY, 10 ON HWY 50		\$4,000	\$10,000	\$10,000	\$10,000	\$10,000	\$44,000	
CHRISTMAS GARLAND & BOWS - 20 POLES @ \$200 / POLE		\$0	\$0	\$50,000	\$0	\$0	\$50,000	
COMMUNITY GARDEN - OPEN AIR SHELTER		\$0	\$0	\$0	\$15,000	\$0	\$15,000	
MEMORIAL PARK - SHINGLE NORTH SHELTER & SOUTH COMFORT STATION		\$0	\$25,000	\$0	\$0	\$0	\$25,000	
MEMORIAL PARK - MOVE SOFTBALL FIELDS / NEW DUGOUTS / FENCING		\$0	\$0	\$20,000	\$0	\$0	\$20,000	
MEMORIAL PARK - RENOVATE BASKETBALL COURT		\$0	\$0	\$0	\$115,000	\$0	\$115,000	
CROCKET PARK - 1/2 BASKETBALL COURT, LANDSCAPING, OPEN AIR SHELTER		\$0	\$20,000	\$0	\$0	\$0	\$20,000	
REMOTE CONTROL AIRPLANE STRIP, RC CAR TRACK		\$0	\$0	\$0	\$20,000	\$0	\$20,000	
SERTOMA PARK - SIDEWALKS, COMFORT STATION TO PARKING / SEATING		\$20,000	\$0	\$0	\$0	\$0	\$20,000	
SERTOMA PARK - UPGRADE BLEACHERS, SHADE STRUCTURES, PAVEMENT		\$0	\$0	\$925,000	\$0	\$0	\$925,000	
SERTOMA PARK - NEW PARKING LOT		\$0	\$0	\$290,000	\$0	\$0	\$290,000	
SERTOMA PARK - BASKETBALL COURT		\$0	\$20,000	\$0	\$0	\$0	\$20,000	
SERTOMA PARK - OPEN AIR SHELTER		\$0	\$0	\$0	\$20,000	\$0	\$20,000	
SERTOMA PARK - CONCESSION RENOVATION	\$0	\$0	\$423,000	\$0	\$0	\$423,000		

CITY OF YANKTON
FIVE YEAR CAPITAL IMPROVEMENT PLAN

DEPARTMENT	DESCRIPTION	2023	2024	2025	2026	2027	TOTAL
PARKS & RECREATION 201.201.xxx	SERTOMA PARK - SHINGLES, BATHROOM RENOVATIONS	\$25,000	\$0	\$0	\$0	\$0	\$25,000
	WESTIDE PARK - MASTER PLAN PROJECT	\$291,103	\$0	\$0	\$0	\$0	\$291,103
	WESTSIDE PARK - RESTROOM REMODELING	\$0	\$0	\$100,000	\$0	\$0	\$100,000
	WESTIDE PARK -TENNIS COURTS CONVERSION	\$50,000	\$0	\$0	\$0	\$0	\$50,000
	WESTSIDE PARK - MASTER PLAN	\$0	\$0	\$500,000	\$0	\$0	\$500,000
	SUBTOTAL (500 SERIES)	\$610,103	\$197,000	\$2,582,500	\$982,000	\$232,000	\$4,603,603
	TOTAL	\$986,103	\$481,000	\$2,746,500	\$1,131,000	\$501,000	\$5,845,603
	GENERAL	\$882,103	\$471,000	\$2,686,500	\$1,121,000	\$491,000	\$5,651,603
	AMOUNT TO BE PROVIDED - BBB	\$4,000	\$10,000	\$60,000	\$10,000	\$10,000	\$94,000
	PRIVATE DONATIONS	\$100,000	\$0	\$0	\$0	\$0	\$100,000
	GRANTS	\$0	\$0	\$0	\$0	\$0	\$0
TOTAL	\$986,103	\$481,000	\$2,746,500	\$1,131,000	\$501,000	\$5,845,603	
HUETHER FAMILY AQUATICS CENTER 202.202.xxx	DEBT SERVICE - PRINCIPAL	\$575,783	\$592,660	\$610,032	\$627,913	\$646,318	\$3,052,706
	DEBT SERVICE - INTEREST	\$358,349	\$341,472	\$324,100	\$306,219	\$287,814	\$1,617,954
	FURNITURE REPLACEMENT	\$0	\$0	\$0	\$5,000	\$5,000	\$10,000
	WATER SLIDE TUBE REPLACEMENT	\$4,000	\$4,000	\$4,000	\$4,000	\$4,000	\$20,000
	5 YEAR QUALIFIED SERVICE TECHNICIANS INSPECTION	\$0	\$0	\$0	\$5,000	\$0	\$5,000
	AUTOMATIC & MANUAL VACUUM	\$0	\$0	\$0	\$20,000	\$0	\$20,000
	LAND DIVIDERS	\$0	\$0	\$0	\$5,000	\$0	\$5,000
	POOL FILTRATION & CIRCULATION PUMPS	\$0	\$0	\$0	\$40,000	\$40,000	\$80,000
	CHEMICAL CONTROLERS & PUMPS	\$0	\$0	\$0	\$15,000	\$15,000	\$30,000
	TOTAL	\$938,132	\$938,132	\$938,132	\$1,028,132	\$998,132	\$4,840,660
	GENERAL	\$938,132	\$938,132	\$938,132	\$1,028,132	\$998,132	\$4,840,660
TOTAL	\$938,132	\$938,132	\$938,132	\$1,028,132	\$998,132	\$4,840,660	
MARNE CREEK 204.204.xxx	LAWN CARE EQUIPMENT	\$26,000	\$1,000	\$1,000	\$1,000	\$1,000	\$30,000
	MAINTENANCE TRAIL CONSTRUCTION	\$20,000	\$20,000	\$20,000	\$20,000	\$20,000	\$100,000
	DIRECTIONAL SIGNAGE	\$14,000	\$7,000	\$7,000	\$7,000	\$7,000	\$42,000
	TRUCK	\$0	\$0	\$100,000	\$0	\$0	\$100,000
	TRAIL AMENITIES - BENCHES, TRASH CAN HOLDERS	\$2,000	\$2,000	\$2,000	\$2,000	\$2,000	\$10,000
	ROTARY AREA - SHELTER	\$25,000	\$0	\$0	\$0	\$0	\$25,000
	PUBLIC ASSISTANCE PROJECT	\$5,900,000	\$0	\$0	\$0	\$0	\$5,900,000
	STORM WATER IMPROVEMENT PLAN - ENGINEERING / CONSTRUCTION	\$0	\$0	\$600,000	\$1,000,000	\$1,000,000	\$2,600,000
	23RD TO HWY 50 MITIGATION PROJECT	\$0	\$0	\$0	\$2,500,000	\$0	\$2,500,000
	PEDESTRIAN BRIDGE EAST OF WALNUT	\$0	\$0	\$0	\$300,000	\$0	\$300,000
	BANK STABILIZATION	\$10,000	\$10,000	\$10,000	\$10,000	\$10,000	\$50,000
	LAND ACQUISITION	\$30,000	\$30,000	\$30,000	\$30,000	\$30,000	\$150,000
	TOTAL	\$6,027,000	\$70,000	\$770,000	\$3,870,000	\$1,070,000	\$11,807,000
	GENERAL	\$67,000	\$10,000	\$110,000	\$310,000	\$10,000	\$507,000
	CAPITAL IMPROVEMENT SALES TAX	\$945,000	\$60,000	\$150,000	\$585,000	\$210,000	\$1,950,000
GRANTS	\$5,015,000	\$0	\$510,000	\$2,975,000	\$850,000	\$9,350,000	
TOTAL	\$6,027,000	\$70,000	\$770,000	\$3,870,000	\$1,070,000	\$11,807,000	

CITY OF YANKTON
FIVE YEAR CAPITAL IMPROVEMENT PLAN

DEPARTMENT	DESCRIPTION	2023	2024	2025	2026	2027	TOTAL
BRIDGE & STREET FUND 207.221.xxx	PAINT BRIDGES & REPAIR	\$20,000	\$20,000	\$20,000	\$20,000	\$20,000	\$100,000
	ROAD MATERIALS	\$50,000	\$50,000	\$50,000	\$50,000	\$50,000	\$250,000
	23RD STREET BRIDGE (BIG 50% / 50%)	\$0	\$60,000	\$150,000	\$900,000	\$0	\$1,110,000
	CEDAR STREET BRIDGE (BIG 50% / 50%)	\$187,740	\$250,000	\$2,900,000	\$0	\$0	\$3,337,740
	MERIDIAN BRIDGE REPAIR	\$0	\$300,000	\$0	\$0	\$0	\$300,000
	MERIDIAN BRIDGE INSPECTION (2027 DOT UNDERWATER)	\$35,000	\$0	\$0	\$0	\$640,000	\$675,000
	TOTAL	\$292,740	\$680,000	\$3,120,000	\$970,000	\$710,000	\$5,772,740
	ROAD AND BRIDGE FUND	\$21,398	\$21,398	\$21,398	\$21,398	\$21,398	\$106,990
	CAPITAL IMPROVEMENT SALES TAX	\$177,472	\$458,602	\$778,602	\$948,602	\$688,602	\$3,051,880
	BIG AID	\$93,870	\$200,000	\$2,320,000	\$0	\$0	\$2,613,870
TOTAL	\$292,740	\$680,000	\$3,120,000	\$970,000	\$710,000	\$5,772,740	
911 / DISPATCH 208.208.xxx	COMPUTER EQUIPMENT	\$4,000	\$4,000	\$4,000	\$4,000	\$4,000	\$20,000
	RADIO / CONSOLE PROJECT	\$200,000	\$0	\$0	\$0	\$0	\$200,000
	TOTAL	\$204,000	\$4,000	\$4,000	\$4,000	\$4,000	\$220,000
	GENERAL	\$200,000	\$0	\$0	\$0	\$0	\$200,000
	E911 FUNDS	\$4,000	\$4,000	\$4,000	\$4,000	\$4,000	\$20,000
TOTAL	\$204,000	\$4,000	\$4,000	\$4,000	\$4,000	\$220,000	
WATER UTILITY 601.601.xxx & 602.602.xxx	REPLACE PIPE LOCATOR	\$0	\$10,000	\$0	\$0	\$0	\$10,000
	CURB STOP LOCATOR	\$1,000	\$0	\$1,000	\$1,000	\$1,000	\$4,000
	PICKUP TRUCKS	\$80,000	\$0	\$0	\$0	\$0	\$80,000
	UTILITY BOX FOR TRUCK	\$25,000	\$0	\$0	\$0	\$0	\$25,000
	BACKHOE ATTACHMENT (25%w/25%ww/50%ss)	\$0	\$10,000	\$0	\$0	\$0	\$10,000
	CONCRETE WATER MAIN SAW W/CART	\$0	\$3,500	\$0	\$0	\$0	\$3,500
	LAB EQUIPMENT	\$2,800	\$2,800	\$2,800	\$2,800	\$2,800	\$14,000
	PUMP UPGRADE	\$20,000	\$0	\$0	\$0	\$0	\$20,000
	PIPE REDUCTION FILTER FEED	\$0	\$25,000	\$0	\$0	\$0	\$25,000
	LADDER WITH CAGE & FALL PROTECTION BOTH BASINS	\$0	\$10,000	\$0	\$0	\$0	\$10,000
	PLANT LIGHTING	\$0	\$10,000	\$0	\$0	\$0	\$10,000
	BOOSTER STATION VFD	\$36,000	\$0	\$0	\$0	\$0	\$36,000
	MIX TRANSMISSION REPLACEMENT	\$0	\$0	\$20,000	\$0	\$0	\$20,000
	PLANT FLOW METERS	\$20,000	\$0	\$0	\$0	\$0	\$20,000
	PRESSURE REDUCING VALVES (5@\$30,000)	\$30,000	\$30,000	\$30,000	\$30,000	\$30,000	\$150,000
	SLAKER LIME	\$0	\$250,000	\$0	\$0	\$0	\$250,000

CITY OF YANKTON
FIVE YEAR CAPITAL IMPROVEMENT PLAN

DEPARTMENT	DESCRIPTION	2023	2024	2025	2026	2027	TOTAL
WATER UTILITY	CLARIFIER TROUGH REPLACEMENT #2	\$0	\$500,000	\$0	\$0	\$0	\$500,000
601.601.xxx & 602.602.xxx	PLC MIGRATION - YEAR	\$75,000	\$0	\$0	\$0	\$0	\$75,000
SRF	5TH STREET, SPRUCE TO GREEN	\$0	\$0	\$0	\$0	\$0	\$0
SRF	8TH STREET, BURLEIGH TO FERDIG - (S)	\$0	\$376,000	\$0	\$0	\$0	\$376,000
SRF	10TH ST, SUMMIT TO JACKSON - WATER MAIN REPLACEMENT	\$0	\$0	\$0	\$150,000	\$0	\$150,000
SRF	BILL BAGGS ROAD EXTENSION - (S)	\$0	\$0	\$0	\$170,000	\$0	\$170,000
SRF	BROADWAY, 31ST TO WILSON TRAILER - WATER MAIN REPLACEMENT	\$0	\$0	\$0	\$325,000	\$0	\$325,000
SRF	CEDAR @ 8TH STREET	\$175,000	\$0	\$0	\$0	\$0	\$175,000
SRF	DOUGLAS AVE @ 8TH STREET	\$300,000	\$0	\$0	\$0	\$0	\$300,000
SRF	WALNUT @ 8TH STREET - WATER MAIN REPLACEMENT - (S)	\$200,000	\$0	\$0	\$0	\$0	\$200,000
SRF	CEDAR ST, 2ND TO 4TH - (S)	\$0	\$90,000	\$0	\$0	\$0	\$90,000
SRF	CEDAR ST, 4TH TO 8TH - (S)	\$0	\$0	\$450,000	\$0	\$0	\$450,000
SRF	CEDAR ST, 8TH TO 10TH - WATER MAIN REPLACEMENT	\$0	\$0	\$0	\$150,000	\$0	\$150,000
SRF	CEDAR ST, 19TH TO 21ST - WATER MAIN REPLACEMENT - (S)	\$0	\$0	\$0	\$325,000	\$0	\$325,000
SRF	DOUGLAS AVE, LEVEE TO 2ND - (S)	\$125,000	\$0	\$0	\$0	\$0	\$125,000
SRF	ELM ST, 20TH TO 21ST - WATER MAIN REPLACEMENT	\$125,000	\$0	\$0	\$0	\$0	\$125,000
SRF	LOCUST STREET, 4TH TO 8TH	\$0	\$0	\$0	\$400,000	\$0	\$400,000
SRF	LOCUST STREET, 15TH TO N SIDE OF BRIDGE	\$0	\$225,000	\$0	\$0	\$0	\$225,000
SRF	PEARL ST, 6TH TO 8TH	\$0	\$0	\$0	\$300,000	\$0	\$300,000
SRF	SUMMIT ST, 8TH TO 9TH - (S)	\$0	\$0	\$200,000	\$0	\$0	\$200,000
SRF	WEST STREET, 8TH TO 9TH	\$0	\$0	\$0	\$100,000	\$0	\$100,000
SRF	ELEVATED TOWER REHAB	\$0	\$0	\$0	\$0	\$0	\$0
SRF	PENINAH STREET, 8TH TO WHITING WATER MAIN REPLACEMENT	\$0	\$0	\$0	\$350,000	\$0	\$350,000
SRF	NEW METERS	\$550,000	\$550,000	\$550,000	\$900,000	\$550,000	\$3,100,000
	MIXERS FOR NORTH AND WEST TOWERS	\$0	\$0	\$46,000	\$0	\$0	\$46,000
	BRADLEY, 19TH TO KAREN, KAREN, VALLEY TO PENINAH, VALLEY, BURLEIGH	\$570,000	\$0	\$0	\$0	\$0	\$570,000
	RIVERSIDE DRIVE, WALNUT TO BROADWAY	\$0	\$100,000	\$0	\$0	\$0	\$100,000
	21ST ST, SUMMIT TO WCLR	\$0	\$310,000	\$0	\$0	\$0	\$310,000
	SPRUCE ST, 3RD TO 4TH & 3RD ST, SPRUCE TO PARK	\$0	\$125,000	\$0	\$0	\$0	\$125,000
	WALNUT ST, 8TH TO 15TH	\$0	\$0	\$450,000	\$0	\$0	\$450,000
	FIRE HYDRANTS	\$30,000	\$30,000	\$30,000	\$30,000	\$30,000	\$150,000
	LOAN TO TID #12 - MEAD - 33RD STREET (20 YEARS @ 2%)	\$637,935	\$0	\$0	\$0	\$0	\$637,935
	LOAN TO TID #11 - GEHL DRIVE (20 YEARS @ 2%)	\$1,631,172	\$0	\$0	\$0	\$0	\$1,631,172
	SRF PRINCIPAL (604)	\$561,898	\$561,898	\$561,898	\$561,898	\$561,898	\$2,809,490
	SRF PRINCIPAL (607)	\$1,284,260	\$1,284,260	\$1,284,260	\$184,260	\$184,260	\$4,221,300
EDA PROJECT	GIS DISTRIBUTION MODELING (CITY)	\$5,000	\$0	\$0	\$0	\$0	\$5,000
	WATER DISTRIBUTION SYSTEM MODELING & MASTER PLAN (CITY)	\$50,000	\$0	\$0	\$0	\$0	\$50,000
	RESERVE FOR FUTURE IMPROVEMENTS	\$75,000	\$75,000	\$75,000	\$75,000	\$75,000	\$375,000
	TOTAL	\$6,610,065	\$4,578,458	\$3,700,958	\$4,054,958	\$1,434,958	\$20,379,397
	WATER FUNDS	\$5,091,065	\$3,337,458	\$2,500,958	\$884,958	\$1,434,958	\$13,249,397
SRF	FEDERAL AID (SRF LOAN - \$8,200,000)	\$1,475,000	\$1,241,000	\$1,200,000	\$3,170,000	\$0	\$7,086,000
	EDA GRANT	\$44,000	\$0	\$0	\$0	\$0	\$44,000
	TOTAL	\$6,610,065	\$4,578,458	\$3,700,958	\$4,054,958	\$1,434,958	\$20,379,397

CITY OF YANKTON
FIVE YEAR CAPITAL IMPROVEMENT PLAN

DEPARTMENT	DESCRIPTION	2023	2024	2025	2026	2027	TOTAL
WASTEWATER UTILITY 611.611.xxx	REPLACE LAB EQUIPMENT	\$7,000	\$7,000	\$7,000	\$7,000	\$7,000	\$35,000
	ICE MAKER	\$0	\$0	\$4,000	\$0	\$0	\$4,000
	REPLACE VEHICLE	\$30,000	\$0	\$0	\$0	\$0	\$30,000
	BACKHOE ATTACHMENT (25%w/25%oww/50%os)	\$0	\$10,000	\$0	\$0	\$0	\$10,000
	AMPEROMETRIC TITRATOR	\$0	\$0	\$0	\$0	\$0	\$0
	AIR COMPRESSOR	\$0	\$20,000	\$0	\$0	\$0	\$20,000
	INLET GRIT TRAILER	\$25,000	\$0	\$0	\$0	\$0	\$25,000
	TELEHANDLER	\$0	\$0	\$0	\$50,000	\$0	\$50,000
	WW PLANT SIDEWALK REPAIR / LEVELING	\$0	\$30,000	\$0	\$0	\$0	\$30,000
	MANHOLE REPAIR	\$25,000	\$25,000	\$25,000	\$25,000	\$25,000	\$125,000
	EDA PROJECT (LOCAL)	GIS COLLECTION / MAPPING (CITY)	\$5,000	\$0	\$0	\$0	\$0
EDA PROJECT (LOCAL)	WASTEWATER COLLECTION MASTER PLAN & MODELING (CITY)	\$50,000	\$0	\$0	\$0	\$0	\$50,000
EDA PROJECT (LOCAL)	WASTEWATER TREATMENT PLANT CONDITION ASSESSMENT (CITY)	\$0	\$0	\$0	\$0	\$0	\$0
EDA PROJECT (LOCAL)	WASTEWATER TREATMENT PLANT MASTER PLAN (CITY)	\$60,000	\$0	\$0	\$0	\$0	\$60,000
EDA GRANT / SRF	EDA CONSTRUCTION (GRANT)	\$3,178,800	\$3,000,000	\$0	\$0	\$0	\$6,178,800
EDA PROJECT (SRF)	EDA CONSTRUCTION PROJECT DESIGN AND MANAGEMENT	\$600,000	\$0	\$0	\$0	\$0	\$600,000
COLLECTION SRF	EAST HWY 50 EXTENSION - (S/W)	\$1,135,000	\$0	\$0	\$0	\$0	\$1,135,000
COLLECTION SRF	HASTINGS LIFT STATION	\$0	\$0	\$1,000,000	\$0	\$0	\$1,000,000
COLLECTION SRF	8TH STREET, BURLEIGH TO FERDIG - (S/W)	\$0	\$360,000	\$0	\$0	\$0	\$360,000
COLLECTION SRF	SEWER LINE EXTENSION & LIFT STATION DECOMMISSION, 15TH N OF BRIDGE	\$0	\$0	\$0	\$400,000	\$0	\$400,000
COLLECTION SRF	LOAN TO TID #12 - MEAD - 33RD STREET (20 YEARS @ 2%)	\$553,636	\$0	\$0	\$0	\$0	\$553,636
COLLECTION SRF	LOAN TO TID #11 - GEHL DRIVE (20 YEARS @ 2%)	\$2,886,756	\$0	\$0	\$0	\$0	\$2,886,756
	SPRUCE ST, 3RD TO 4TH & 3RD ST, SPRUCE TO PARK	\$0	\$125,000	\$0	\$0	\$0	\$125,000
	CAMERA FOR COLLECTIONS	\$275,000	\$0	\$0	\$0	\$0	\$275,000
	DOUGLAS AVE, 2ND TO LEVEE	\$25,000	\$0	\$0	\$0	\$0	\$25,000
WWTP SRF/ARPA/CONSOLIDATED	WASTEWATER TREATMENT PLANT IMPROVEMENTS	\$3,000,000	\$21,000,000	\$20,000,000	\$0	\$0	\$44,000,000
	SRF PRINCIPAL	\$578,777	\$578,777	\$578,777	\$578,777	\$578,777	\$2,893,885
	SRF PRINCIPAL	\$146,591	\$146,591	\$146,591	\$146,591	\$146,591	\$732,955
	RESERVE FOR FUTURE IMPROVEMENTS	\$35,000	\$35,000	\$35,000	\$35,000	\$35,000	\$175,000
	TOTAL	\$12,616,560	\$25,337,368	\$21,796,368	\$1,242,368	\$792,368	\$61,785,032
	WASTEWATER UTILITY	\$662,368	\$977,368	\$796,368	\$842,368	\$792,368	\$4,070,840
EDA GRANT	FEDERAL AID (EDA GRANT - \$6,458,400)	\$3,178,800	\$100,800	\$0	\$0	\$0	\$3,279,600
EDA PROJECT (SRF)	FEDERAL AID (SRF LOAN EDA - \$4,500,000)	\$600,000	\$2,899,200	\$0	\$0	\$0	\$3,499,200
COLLECTION SRF	FEDERAL AID (SRF LOAN COLLECTION - \$7,200,000)	\$5,175,392	\$360,000	\$1,000,000	\$400,000	\$0	\$6,935,392
WWTP SRF	FEDERAL AID (SRF LOAN PLANT - \$23,318,450)	\$0	\$4,718,450	\$18,000,000	\$0	\$0	\$22,718,450
WWTP ARPA LOCAL	ARPA GRANT (LOCAL - \$2,600,000)	\$2,600,000	\$0	\$0	\$0	\$0	\$2,600,000
WWTP APRA STATE	ARPA GRANT (STATE - \$16,681,550)	\$400,000	\$16,281,550	\$0	\$0	\$0	\$16,681,550
WWTP CONSOLIDATED	CONSOLIDATED GRANT (\$2,000,000 or xx.x%)	\$0	\$0	\$2,000,000	\$0	\$0	\$2,000,000
	TOTAL	\$12,616,560	\$25,337,368	\$21,796,368	\$1,242,368	\$792,368	\$61,785,032

CITY OF YANKTON
FIVE YEAR CAPITAL IMPROVEMENT PLAN

DEPARTMENT	DESCRIPTION	2023	2024	2025	2026	2027	TOTAL
CEMETERY 621.621.xxx	LANDSCAPING	\$500	\$500	\$500	\$500	\$500	\$2,500
	REPLACE MOWERS & TRIMMERS	\$15,000	\$15,000	\$15,000	\$15,000	\$15,000	\$75,000
	ZERO TURN AERATOR	\$0	\$10,000	\$0	\$0	\$0	\$10,000
	REPURCHASE CEMETERY LOTS	\$500	\$500	\$500	\$500	\$500	\$2,500
	REPAIR OLD HEADSTONES	\$500	\$500	\$500	\$500	\$500	\$2,500
	CONCRETE ROAD REPLACEMENT	\$10,000	\$10,000	\$10,000	\$10,000	\$10,000	\$50,000
	REPLACE TRAILER	\$0	\$0	\$20,000	\$0	\$0	\$20,000
	STEEL ROOF ON SHOP	\$12,000	\$0	\$0	\$0	\$0	\$12,000
	MAUSOLEUM / CREMATORIUM	\$0	\$0	\$0	\$0	\$100,000	\$100,000
	TOTAL	\$38,500	\$36,500	\$46,500	\$26,500	\$126,500	\$274,500
	GENERAL	\$38,500	\$36,500	\$46,500	\$26,500	\$126,500	\$274,500
SOLID WASTE COLLECTION 631.631.xxx	REPLACE COMPACTOR TRUCK	\$0	\$0	\$240,000	\$0	\$0	\$240,000
	INCREASED COMPACTOR TRUCK COST	\$0	\$0	\$200,000	\$0	\$0	\$200,000
	DEBT SERVICE (DENR)	\$46,663	\$46,663	\$46,663	\$46,663	\$46,663	\$233,315
	RECONDITION COMPOST TURNER	\$6,000	\$6,000	\$6,000	\$6,000	\$6,000	\$30,000
	REPLACE RECYCLING TRAILER	\$24,500	\$25,000	\$0	\$0	\$0	\$49,500
	REPLACE DUMPSTERS	\$15,000	\$0	\$0	\$0	\$0	\$15,000
	REPLACE RECYCLING PICKUP	\$0	\$0	\$45,000	\$0	\$0	\$45,000
	ROLL CARTS	\$0	\$42,000	\$85,000	\$120,000	\$120,000	\$367,000
	REPLACE RADIOS	\$0	\$0	\$0	\$0	\$0	\$0
	REPLACE TIPPER	\$0	\$0	\$24,000	\$0	\$0	\$24,000
	TOTAL	\$92,163	\$119,663	\$646,663	\$172,663	\$172,663	\$1,203,815
SOLID WASTE COLLECTION FUND	\$92,163	\$119,663	\$646,663	\$172,663	\$172,663	\$1,203,815	
TOTAL	\$92,163	\$119,663	\$646,663	\$172,663	\$172,663	\$1,203,815	
SOLID WASTE DISPOSAL AND RECYCLING (JOINT POWERS) 637.63x.xxx	REPLACE TRANSFER TRAILER(S)	\$170,000	\$250,000	\$250,000	\$250,000	\$250,000	\$1,170,000
	RUBBLE TRENCH	\$25,000	\$25,000	\$25,000	\$25,000	\$25,000	\$125,000
	RUBBLE TRENCH SURVEY & PERMIT	\$0	\$9,000	\$0	\$0	\$0	\$9,000
	DEBT SERVICE (DENR)	\$72,976	\$72,976	\$0	\$0	\$0	\$145,952
	CLOSURE	\$0	\$40,000	\$0	\$0	\$0	\$40,000
	OVERHEAD DOOR REPLACEMENT	\$11,000	\$13,000	\$13,000	\$15,000	\$15,000	\$67,000
	DUMP FLOOR REHABILITATION	\$100,000	\$0	\$0	\$0	\$0	\$100,000
	REPLACE YARD TRACTOR	\$0	\$0	\$150,000	\$0	\$0	\$150,000
	REPLACE SEMI TRACTOR	\$0	\$130,000	\$0	\$155,000	\$0	\$285,000
	WALK THRU DOOR REPLACEMENT	\$15,000	\$0	\$0	\$0	\$0	\$15,000
	TRANSFER TRAILER BUILDING ROOF	\$0	\$0	\$0	\$150,000	\$0	\$150,000
	LOADING DOCK ENCLOSURE	\$0	\$0	\$0	\$75,000	\$0	\$75,000
	TRANSFER BUILDING BATHROOM ADDITION	\$0	\$0	\$20,000	\$0	\$0	\$20,000
	23RD STREET CHAIN LINK FENCE	\$0	\$0	\$45,000	\$0	\$0	\$45,000
	TOTAL	\$393,976	\$539,976	\$503,000	\$670,000	\$290,000	\$2,396,952
	DENR GRANT / LOAN	\$0	\$0	\$0	\$0	\$0	\$0
	JOINT POWERS FUND	\$393,976	\$539,976	\$503,000	\$670,000	\$290,000	\$2,396,952
TOTAL	\$393,976	\$539,976	\$503,000	\$670,000	\$290,000	\$2,396,952	

CITY OF YANKTON
FIVE YEAR CAPITAL IMPROVEMENT PLAN

DEPARTMENT	DESCRIPTION	2023	2024	2025	2026	2027	TOTAL
FOX RUN GOLF COURSE 641.641.xxx	BUNKER / SAND TRAP RAKE	\$25,500	\$0	\$27,000	\$0	\$27,000	\$79,500
	SIMULATOR SCREEN	\$30,000	\$0	\$0	\$0	\$0	\$30,000
	CONCRETE CART PATHS	\$0	\$10,000	\$8,000	\$0	\$8,000	\$26,000
	CUP CUTTER & TRACTOR WITH BLADE	\$0	\$0	\$0	\$40,000	\$0	\$40,000
	TCE - TRIPLEX GREENS MOWERS (2)	\$0	\$66,000	\$0	\$0	\$0	\$66,000
	UTV AND CORE HARVESTOR	\$0	\$44,000	\$0	\$0	\$0	\$44,000
	TOP DRESSER	\$17,500	\$0	\$0	\$0	\$0	\$17,500
	VIBRATORY GREENS ROLLING SYSTEM	\$7,000	\$0	\$0	\$0	\$0	\$7,000
	GROOMER ATTACHMENT FOR GREENS MOWER	\$20,000	\$0	\$0	\$0	\$0	\$20,000
	TURF SPRAYER AND GUN	\$20,000	\$0	\$0	\$0	\$0	\$20,000
	CONTOUR ROTARY MOWER (ROUGHS)	\$0	\$0	\$80,000	\$80,000	\$80,000	\$240,000
	EASY PICKER RANGE PICKER	\$0	\$0	\$5,000	\$0	\$5,000	\$10,000
	TORO SPRAYER	\$0	\$0	\$0	\$0	\$0	\$0
	CLUBHOUSE IMPROVEMENTS (CARPET/FLOORING,CABINETS,PAINT)	\$0	\$0	\$0	\$0	\$0	\$0
	TOTAL	\$120,000	\$120,000	\$120,000	\$120,000	\$120,000	\$600,000
	GENERAL	\$60,000	\$60,000	\$60,000	\$60,000	\$60,000	\$300,000
	GREAT LIFE	\$60,000	\$60,000	\$60,000	\$60,000	\$60,000	\$300,000
TOTAL	\$120,000	\$120,000	\$120,000	\$120,000	\$120,000	\$600,000	

CITY OF YANKTON
FIVE YEAR CAPITAL IMPROVEMENT PLAN

DEPARTMENT	DESCRIPTION	2023	2024	2025	2026	2027	TOTAL
YANKTON HIGH SCHOOL and SUMMIT ACTIVITIES CENTER 203.203.xxx 506.571.350	MISC REPAIRS (100c - CITY SHARE)	\$37,294	\$20,000	\$20,000	\$20,000	\$20,000	\$117,294
	POOL DECK FURNITURE (11s/89c)	\$1,000	\$1,000	\$1,000	\$1,000	\$1,000	\$5,000
	FITNESS EQUIPMENT (50s/50c) 203.203.350	\$16,000	\$17,000	\$17,000	\$17,000	\$17,000	\$84,000
	SAC VOLLEYBALL STANDARDS (50s/50c)	\$5,800	\$6,000	\$6,000	\$6,000	\$6,000	\$29,800
	ELEVATOR MOTHERBOARD REPLACEMENT (50s/50c)	\$0	\$40,000	\$0	\$0	\$0	\$40,000
	SAC TENNIS COURT RE-SURFACING (60s/40c)	\$116,000	\$0	\$0	\$0	\$0	\$116,000
	IRRIGATION SYSTEM RENOVATION - ALL FIELDS (60s/40c)	\$30,000	\$0	\$0	\$0	\$0	\$30,000
	LANDSCAPING (60s/40c)	\$1,000	\$1,000	\$1,000	\$1,000	\$1,000	\$5,000
	TENNIS COURT SCREENS (60s/40c)	\$15,000	\$15,000	\$0	\$0	\$0	\$30,000
	MISC. CONCRETE WORK ON WEST SIDE (60s/40c)	\$9,000	\$0	\$0	\$0	\$0	\$9,000
	LOADING DOCK (60s/40c)	\$55,000	\$0	\$0	\$0	\$0	\$55,000
	PARKING LOT REPAIRS (60s/40c)	\$111,777	\$0	\$0	\$0	\$0	\$111,777
	RESTRIPE PARKING LOTS (60s/40c)	\$7,800	\$7,800	\$7,800	\$7,800	\$7,800	\$39,000
	ROOF REPLACEMENT (85s/15c)	\$538,850	\$432,292	\$213,321	\$225,468	\$503,742	\$1,913,673
	CARPET (85s/15c)	\$101,200	\$43,700	\$77,000	\$0	\$0	\$221,900
	WINDOW BLINDS REPLACEMENT (85s/15c)	\$0	\$0	\$0	\$0	\$0	\$0
	BLEACHER REPLACEMENT - MAIN GYM (85s/15c)	\$0	\$0	\$0	\$500,000	\$0	\$500,000
	BLEACHER INSPECTION (85s/15c)	\$4,000	\$0	\$0	\$0	\$0	\$4,000
	GYM FLOORS (85s/15c)	\$12,000	\$12,000	\$12,000	\$12,000	\$12,000	\$60,000
	POWER FACTOR CONNECTION PHASE II & III (85s/15c)	\$31,500	\$0	\$0	\$0	\$0	\$31,500
	MAIN GYM SCOREBOARD WITH VIDEO (85s/15c)	\$0	\$0	\$0	\$0	\$0	\$0
	FIRE ALARM (85s/15c)	\$40,000	\$0	\$0	\$0	\$0	\$40,000
	INTERCOM SYSTEM (97s/3c)	\$0	\$0	\$60,000	\$0	\$0	\$60,000
	MAIN THEATER SEAT REPLACEMENT (97s/3c)	\$0	\$0	\$0	\$100,000	\$0	\$100,000
	MAIN THEATER STAGE FLOOR REMODEL (97s/3c)	\$5,000	\$0	\$0	\$50,000	\$0	\$55,000
	MAIN THEATER LIGHT DIMMER CONTROL PANEL (97s/3c)	\$30,000	\$0	\$0	\$15,000	\$0	\$45,000
	THEATER CURTAINS (97s/3c)	\$0	\$0	\$0	\$75,000	\$0	\$75,000
RIGGING THEATER INSPECTION (97s/3c) EVERY 3RD YEAR	\$0	\$0	\$5,000	\$0	\$0	\$5,000	
TOTAL	\$1,168,221	\$595,792	\$420,121	\$1,030,268	\$568,542	\$3,782,944	
GENERAL	\$8,000	\$8,500	\$8,500	\$8,500	\$8,500	\$42,000	
CAPITAL IMPROVEMENT SALES TAX	\$289,497	\$126,609	\$74,708	\$145,230	\$104,771	\$740,816	
YANKTON SCHOOL DISTRICT	\$870,724	\$460,683	\$336,913	\$876,538	\$455,271	\$3,000,128	
TOTAL	\$1,168,221	\$595,792	\$420,121	\$1,030,268	\$568,542	\$3,782,944	

s = Yankton Public School District
c = City of Yankton

CITY OF YANKTON
FIVE YEAR CAPITAL IMPROVEMENT PLAN

DEPARTMENT	DESCRIPTION	2023	2024	2025	2026	2027	TOTAL
SPECIAL CAPITAL IMPROVEMENT TAX	PROFESSIONAL SERVICES / PAYMENT TO YAPG	\$494,555	\$519,283	\$545,247	\$572,509	\$601,135	\$2,732,729
506.xxx.xxx	SUMMIT ACTIVITIES CENTER CAPITAL IMPROVEMENTS (506.571.350)	\$289,497	\$126,609	\$74,708	\$145,230	\$104,771	\$740,816
	TRANSFER TO 501 - GEHL DRIVE NORTH MATCH (506.572.588)	\$0	\$0	\$0	\$0	\$0	\$0
TRANSFERS	TRANSFER TO BRIDGE & ST. FOR CITY SHARE (506.572.626)	\$177,472	\$458,602	\$778,602	\$948,602	\$688,602	\$3,051,880
	TRANSFER TO MARNE CREEK (506.573.623)	\$945,000	\$60,000	\$150,000	\$585,000	\$210,000	\$1,950,000
	TRANSFER TO GENERAL FUND GIS (506.572.610)	\$19,346	\$19,346	\$19,346	\$19,346	\$19,346	\$96,730
	LOAN TO PUBLIC IMPROVEMENT / HSC	\$1,533,720	\$0	\$0	\$0	\$0	\$1,533,720
ANNUAL EXPENDITURES	OPEN ASPHALT / CONCRETE (506.572.376)	\$550,000	\$550,000	\$550,000	\$550,000	\$550,000	\$2,750,000
	STREET CONSTRUCTION / ADA (506.572.390)	\$80,000	\$80,000	\$80,000	\$80,000	\$80,000	\$400,000
	STORM SEWER CONSTRUCTION (506.573.390)	\$15,000	\$15,000	\$15,000	\$15,000	\$15,000	\$75,000
	PERMANENT PAVEMENT MARKINGS & REFLECTIVE SIGNAGE (506.574.373)	\$80,000	\$80,000	\$80,000	\$80,000	\$80,000	\$400,000
	DOWNTOWN ALLEYS / CITY PARKING LOTS (506.574.381)	\$150,000	\$150,000	\$150,000	\$150,000	\$150,000	\$750,000
	TRAIL & DRAINAGE IMPROVEMENTS	\$25,000	\$25,000	\$25,000	\$25,000	\$25,000	\$125,000
	SIDEWALK IMPROVEMENTS	\$0	\$40,000	\$40,000	\$40,000	\$40,000	\$160,000
	CRUSHED SALVAGE CONCRETE (506.574.390)	\$200,000	\$0	\$250,000	\$0	\$250,000	\$700,000
DIRECT EXPENDITURE / LOAN TO TID#8	23RD STREET WEST OF WCLR - LOAN TO TID #8 - \$824,827	\$824,827	\$0	\$0	\$0	\$0	\$824,827
DIRECT EXPENDITURE / LOAN TO TID#12	LOAN TO TID #12 - MEAD - 33RD STREET (20 YEARS @ 2%)	\$2,299,478	\$0	\$0	\$0	\$0	\$2,299,478
DIRECT EXPENDITURE / LOAN TO TID#11	LOAN TO TID #11 - GEHL DRIVE (20 YEARS @ 2%)	\$0	\$0	\$0	\$0	\$0	\$0
	30TH STREET, WCLR TO ADKINS (CONCRETE)	\$0	\$0	\$360,000	\$0	\$0	\$360,000
	8TH STREET, BURLEIGH TO FERDIG - (W/WW)	\$0	\$1,480,000	\$0	\$0	\$0	\$1,480,000
	BILL BAGGS ROAD EXTENSION - (W)	\$0	\$0	\$0	\$145,000	\$1,000,000	\$1,145,000
	CEDAR STREET, 2ND TO 4TH - (W)	\$0	\$980,000	\$0	\$0	\$0	\$980,000
	WALNUT STREET, 8TH TO 15TH - (W)	\$0	\$0	\$1,120,000	\$0	\$0	\$1,120,000
	CEDAR STREET, 20TH TO 21ST - (W)	\$0	\$0	\$0	\$300,000	\$0	\$300,000
	15TH STREET, BILL BAGGS ROAD TO ALUMAX ROAD	\$1,600,000	\$0	\$0	\$0	\$0	\$1,600,000
	PENINAH STREET, 8TH TO WHITING DRIVE	\$0	\$0	\$0	\$220,000	\$0	\$220,000
	DOUGLAS AVE, LEVEE TO 2ND - (W/WW)	\$600,000	\$0	\$0	\$0	\$0	\$600,000
	ELM STREET, 20TH TO 21ST - (W)	\$300,000	\$0	\$0	\$0	\$0	\$300,000
	3RD STREET, MULBERRY TO PICOTTE	\$0	\$0	\$475,000	\$0	\$0	\$475,000
	RIVERSIDE DR., WALNUT TO BROADWAY - (W)	\$0	\$0	\$0	\$475,000	\$0	\$475,000
	10TH STREET, MAPLE TO LUCUST	\$0	\$0	\$0	\$300,000	\$0	\$300,000
	WHITING DRIVE, BURLEIGH TO 13TH	\$0	\$0	\$0	\$0	\$1,500,000	\$1,500,000

CITY OF YANKTON
FIVE YEAR CAPITAL IMPROVEMENT PLAN

DEPARTMENT	DESCRIPTION	2023	2024	2025	2026	2027	TOTAL
SPECIAL CAPITAL IMPROVEMENT TAX	SPRUCE STREET, 3RD TO 4TH & 3RD STREET, SPRUCE TO PARK (W/WW)	\$0	\$310,000	\$0	\$0	\$0	\$310,000
506.xxx.xxx	3RD STREET, GREEN TO MAPLE & GREEN STREET, 3RD TO 4TH	\$300,000	\$0	\$0	\$0	\$0	\$300,000
	5TH STREET, GREEN TO SPRUCE	\$69,450	\$0	\$0	\$0	\$0	\$69,450
	CEDAR STREET, 4TH TO 8TH - (W)	\$0	\$0	\$650,000	\$0	\$0	\$650,000
	7TH STREET, BROADWAY TO MAPLE	\$0	\$0	\$0	\$0	\$325,000	\$325,000
	SUMMIT ST, 8TH TO 9TH - (W)	\$0	\$0	\$300,000	\$0	\$0	\$300,000
	21ST, SUMMIT TO WCLR - (W)	\$0	\$1,500,000	\$0	\$0	\$0	\$1,500,000
	CEDAR ST PARKING LOT & ALLEY 4TH TO 5TH	\$0	\$250,000	\$0	\$0	\$0	\$250,000
	BIRCH RD, 8TH TO PENINAH	\$0	\$0	\$200,000	\$0	\$0	\$200,000
	ADKINS DR, MULLIGAN TO HWY 50	\$0	\$0	\$0	\$525,000	\$0	\$525,000
	13TH ST, BURLEIGH TO PENINAH	\$0	\$0	\$0	\$0	\$1,000,000	\$1,000,000
	DOUGLAS AVE, 19TH TO 21ST	\$0	\$0	\$0	\$0	\$600,000	\$600,000
	FERDIG ST, WHITING TO 21ST	\$0	\$0	\$0	\$0	\$1,300,000	\$1,300,000
	TOTAL	\$10,553,345	\$6,393,840	\$5,662,903	\$4,650,687	\$5,638,854	\$32,899,629
	CAPITAL IMPROVEMENT SALES TAX	\$10,002,440	\$5,842,935	\$5,111,998	\$4,099,782	\$5,087,949	\$30,145,104
	TRANSPORTATION ALTERNATIVES PROGRAM (TAP) GRANT	\$0	\$0	\$0	\$0	\$0	\$0
	FEDERAL AID URBAN FUNDS (\$554,355 Annual w/State Match Included)	\$550,905	\$550,905	\$550,905	\$550,905	\$550,905	\$2,754,525
	TOTAL	\$10,553,345	\$6,393,840	\$5,662,903	\$4,650,687	\$5,638,854	\$32,899,629
	BEGINNING BALANCE	\$17,545,426	\$12,745,936	\$12,210,010	\$12,511,161	\$13,932,791	
	YEARLY REVENUE	\$5,202,950	\$5,307,009	\$5,413,149	\$5,521,412	\$5,631,840	\$27,076,360
	EXPENDITURES	\$10,002,440	\$5,842,935	\$5,111,998	\$4,099,782	\$5,087,949	\$30,145,104
	ENDING BALANCE	\$12,745,936	\$12,210,010	\$12,511,161	\$13,932,791	\$14,476,682	
SPECIAL ASSESSMENT PROJECTS	ALLEY	\$100,000	\$0	\$0	\$0	\$0	\$100,000
504.xxx.xxx	15TH STREET (SUMMIT TO DAKOTA)	\$0	\$0	\$0	\$0	\$1,374,000	\$1,374,000
	TOTAL	\$100,000	\$0	\$0	\$0	\$1,374,000	\$1,474,000
	CAPITAL IMPROVEMENT SALES TAX (CITY'S SHARE OF PROJECT)	\$100,000	\$0	\$0	\$0	\$1,137,535	\$1,237,535
	SCHOOL DISTRICT ASSESSMENT	\$0	\$0	\$0	\$0	\$236,465	\$236,465
	TOTAL	\$100,000	\$0	\$0	\$0	\$1,374,000	\$1,474,000
CENTRAL GARAGE	VEHICLE WASH FACILITY	\$0	\$0	\$0	\$0	\$150,000	\$150,000
801.801.xxx	FENCING AND GATE REPLACEMENT	\$0	\$0	\$75,000	\$0	\$0	\$75,000
	REHAB WINDOWS, DOORS AND INTERIOR	\$20,000	\$0	\$20,000	\$0	\$20,000	\$60,000
	FUEL SYSTEM UPGRADES	\$0	\$0	\$0	\$85,000	\$85,000	\$170,000
	ROOF REPLACEMENT	\$0	\$0	\$0	\$100,000	\$0	\$100,000
	PAVEMENT REPLACEMENT	\$20,000	\$0	\$0	\$100,000	\$0	\$120,000
	REPLACE OVERHEAD DOOR	\$0	\$8,000	\$15,000	\$15,000	\$15,000	\$53,000
	HVAC REPLACEMENT	\$0	\$0	\$0	\$70,000	\$0	\$70,000
	FIXTURES, TOOLS, EQUIPMENT STORAGE	\$15,000	\$15,000	\$15,000	\$15,000	\$15,000	\$75,000
	TIRE CHANGER	\$29,000	\$0	\$0	\$0	\$0	\$29,000
	WHEEL BALANCER	\$25,000	\$0	\$0	\$0	\$0	\$25,000
	HYDRAULIC PRESS	\$14,500	\$0	\$0	\$0	\$0	\$14,500
	REPLACE FORKLIFT	\$0	\$40,000	\$45,000	\$0	\$0	\$85,000
	TOTAL	\$123,500	\$63,000	\$170,000	\$385,000	\$285,000	\$1,026,500
	CENTRAL GARAGE / INTERNAL SERVICE REVENUE FUND	\$123,500	\$63,000	\$170,000	\$385,000	\$285,000	\$1,026,500
	TOTAL	\$123,500	\$63,000	\$170,000	\$385,000	\$285,000	\$1,026,500

CITY OF YANKTON
FIVE YEAR CAPITAL IMPROVEMENT PLAN
REVENUE SUMMARY

REVENUE SOURCES	2023	2024	2025	2026
GENERAL FUND	\$4,978,142	\$3,061,436	\$7,150,185	\$4,550,100
YANKTON COUNTY	\$3,150	\$2,650	\$162,400	\$2,150
OTHER	\$0	\$0	\$0	\$2,000,000
SPECIAL ASSESSMENT = OPT OUT FUND	\$190,232	\$190,232	\$190,232	\$190,232
BRIDGE & STREET FUND	\$21,398	\$21,398	\$21,398	\$21,398
BOND PROCEEDS	\$4,000	\$10,000	\$60,000	\$10,000
FEDERAL AID	\$7,992,575	\$17,300,255	\$4,225,905	\$736,805
SRF LOANS - FEDERAL	\$7,250,392	\$9,218,650	\$20,200,000	\$3,570,000
STATE AID	\$5,058,750	\$2,800	\$2,559,000	\$2,978,535
WASTEWATER UTILITY REVENUE	\$662,368	\$977,368	\$796,368	\$842,368
WATER UTILITY REVENUE	\$5,091,065	\$3,337,458	\$2,500,958	\$884,958
SOLID WASTE REVENUE	\$92,163	\$119,663	\$646,663	\$172,663
JOINT POWERS REVENUE	\$393,976	\$539,976	\$503,000	\$670,000
GOLF COURSE REVENUE	\$60,000	\$60,000	\$60,000	\$60,000
CAPITAL IMPROVEMENT SALES TAX	\$11,514,410	\$6,488,145	\$6,115,308	\$5,778,615
GOLF COURSE DEPRECIATION	\$60,000	\$60,000	\$60,000	\$60,000
CENT. GARAGE=INT. SERVICE REV.	\$123,500	\$63,000	\$170,000	\$385,000
HIGH SCHOOL=ACTIVITIES CENTER	\$870,724	\$460,683	\$336,913	\$876,538
TOTAL	\$44,470,844	\$41,917,715	\$45,762,330	\$23,793,361

CITY OF YANKTON
FIVE YEAR CAPITAL IMPROVEMENT PLAN
SUMMARY OF CAPITAL IMPROVEMENT EXPENDITURES BY DEPARTMENT

DEPARTMENT	2023	2024	2025	2026	2027	TOTAL
CITY MANAGER'S OFFICE	\$1,000	\$1,000	\$1,000	\$1,000	\$1,000	\$5,000
FINANCE OFFICE	\$1,000	\$12,000	\$1,000	\$1,000	\$1,000	\$16,000
INFORMATION SERVICES	\$157,969	\$37,000	\$37,000	\$37,000	\$243,000	\$511,969
COMMUNITY DEVELOPMENT	\$71,000	\$80,000	\$41,000	\$0	\$1,000	\$193,000
HUMAN RESOURCES	\$1,000	\$0	\$1,000	\$0	\$1,000	\$3,000
POLICE DEPARTMENT	\$354,955	\$262,000	\$222,000	\$235,000	\$190,000	\$1,263,955
FIRE DEPARTMENT	\$380,685	\$449,185	\$1,257,185	\$355,185	\$318,185	\$2,760,425
CIVIL DEFENSE	\$0	\$0	\$0	\$0	\$0	\$0
ENGINEERING AND INSPECTION	\$1,000	\$1,000	\$16,000	\$1,000	\$1,000	\$20,000
STREET DIVISION	\$1,411,000	\$646,000	\$1,190,000	\$1,191,000	\$9,626,000	\$14,064,000
CITY HALL	\$142,227	\$166,000	\$141,000	\$256,000	\$256,000	\$961,227
TRAFFIC CONTROL	\$61,244	\$45,000	\$45,000	\$45,000	\$45,000	\$241,244
CHAN GURNEY AIRPORT	\$1,326,759	\$125,000	\$1,769,000	\$2,201,000	\$560,000	\$5,981,759
SENIOR CITIZENS CENTER	\$6,300	\$5,300	\$324,800	\$4,300	\$1,219,800	\$1,560,500
COMMUNITY LIBRARY	\$290,400	\$130,501	\$71,200	\$110,300	\$12,068,500	\$12,670,901
PARKS AND RECREATION	\$986,103	\$481,000	\$2,746,500	\$1,131,000	\$501,000	\$5,845,603
MEMORIAL POOL	\$938,132	\$938,132	\$938,132	\$1,028,132	\$998,132	\$4,840,660
MARNE CREEK	\$6,027,000	\$70,000	\$770,000	\$3,870,000	\$1,070,000	\$11,807,000
BRIDGE AND STREET CONSTRUCTION	\$292,740	\$680,000	\$3,120,000	\$970,000	\$710,000	\$5,772,740
911 / DISPATCH	\$204,000	\$4,000	\$4,000	\$4,000	\$4,000	\$220,000
WATER UTILITY	\$6,610,065	\$4,578,458	\$3,700,958	\$4,054,958	\$1,434,958	\$20,379,397
WASTEWATER UTILITY	\$12,616,560	\$25,337,368	\$21,796,368	\$1,242,368	\$792,368	\$61,785,032
CEMETERY	\$38,500	\$36,500	\$46,500	\$26,500	\$126,500	\$274,500
SOLID WASTE COLLECTION AND DISPOSAL	\$92,163	\$119,663	\$646,663	\$172,663	\$172,663	\$1,203,815
JOINT POWERS FUND	\$393,976	\$539,976	\$503,000	\$670,000	\$290,000	\$2,396,952
FOX RUN GOLF COURSE	\$120,000	\$120,000	\$120,000	\$120,000	\$120,000	\$600,000
HIGH SCHOOL/ACTIVITIES CENTER	\$1,168,221	\$595,792	\$420,121	\$1,030,268	\$568,542	\$3,782,944
SPECIAL CAPITAL IMPROVEMENT TAX	\$10,553,345	\$6,393,840	\$5,662,903	\$4,650,687	\$5,638,854	\$32,899,629
SPECIAL ASSESSMENT PROJECTS	\$100,000	\$0	\$0	\$0	\$1,374,000	\$1,474,000
CENTRAL GARAGE	\$123,500	\$63,000	\$170,000	\$385,000	\$285,000	\$1,026,500
TOTAL	\$44,470,844	\$41,917,715	\$45,762,330	\$23,793,361	\$38,617,502	\$194,561,752