

# CITY OF YANKTON

ADOPTED 2012  
FISCAL BUDGET



**CITY OF YANKTON**  
**ADOPTED 2012 BUDGET**

**Table of Contents**

Table of Contents \_\_\_\_\_ i  
Budget Message, Budget Resolution and Appropriation Ord. \_\_\_\_\_ iii

**CHARTS AND GRAPHS**

Property Valuation and Mill Rates \_\_\_\_\_ 1a  
Property Tax Mill Rate Comparison \_\_\_\_\_ 2a  
City Property Tax Comparison \_\_\_\_\_ 3a  
Capital Budget Summary \_\_\_\_\_ 4a  
Organizational Chart \_\_\_\_\_ 5a  
Budgeted Positions \_\_\_\_\_ 6a  
Budget Overview \_\_\_\_\_ 7a  
Property Tax Levies \_\_\_\_\_ 8a  
Revenue by Sources \_\_\_\_\_ 9a  
Expenditures by Type \_\_\_\_\_ 10a  
Expenditures by Function \_\_\_\_\_ 11a  
Billing and Administration \_\_\_\_\_ 12a  
Calculation of Administration Charges to Enterprise \_\_\_\_\_ 13a  
Value of Tax Dollar \_\_\_\_\_ 14a  
Computation of Legal Debt Margin \_\_\_\_\_ 15a

**GENERAL FUND**

Analysis General Fund \_\_\_\_\_ 1  
Revenues \_\_\_\_\_ 2  
Expenditures by Activity  
\*\* Program sheets will be inserted according to activity.  
City Commission \_\_\_\_\_ 4  
City Manager \_\_\_\_\_ 5  
City Attorney \_\_\_\_\_ 6  
Finance Office \_\_\_\_\_ 7  
Information Services \_\_\_\_\_ 8  
Community Development \_\_\_\_\_ 9  
Contingency Fund \_\_\_\_\_ 10  
Police \_\_\_\_\_ 11  
Animal Control \_\_\_\_\_ 12  
Fire Department \_\_\_\_\_ 13  
Civil Defense \_\_\_\_\_ 14  
Public Services:  
Engineering \_\_\_\_\_ 15  
Street Division \_\_\_\_\_ 16  
Snow and Ice Removal \_\_\_\_\_ 17  
City Hall \_\_\_\_\_ 18  
Traffic Control \_\_\_\_\_ 19  
Chan Gurney Airport \_\_\_\_\_ 20

Special Appropriations _____	21
Culture – Recreation	
Senior Citizen Center _____	22
Community Library _____	23
Operating Transfers _____	24
Fund Summary _____	28
<b><u>SPECIAL REVENUE FUNDS</u></b>	
Parks and Recreation _____	29
Memorial Park Pool _____	31
Summit Activities _____	32
Marne Creek _____	34
Casualty Reserve _____	35
Bridge and Street _____	36
Lodging Sales Tax _____	37
Infrastructure Improvement _____	38
<b><u>CAPITAL PROJECTS</u></b>	
Public Improvements _____	39
Airport Capital _____	40
Park Capital _____	41
Infrastructure Imp. – Construction _____	42
Common Building Rebate _____	43
Special Capital Improvement _____	44
Tax Increment District #1 – Roads and Land _____	45
Tax Increment District #2 – Morgan Square _____	46
<b><u>PUBLIC ENTERPRISE</u></b>	
Water:	
Operations _____	48
Improvements and Extensions _____	51
Wastewater:	
Operations _____	53
Improvements and Extensions _____	56
Cemetery:	
Operations _____	58
Capital _____	61
Solid Waste Collection:	
Operations _____	62
Capital _____	65
Solid Waste Disposal and Recycling (Joint Powers):	
Operations _____	67
Capital _____	71
Golf Course:	
Operations _____	73
Improvements and Extensions _____	77
<b><u>INTERNAL SERVICE</u></b>	
Central Garage _____	79



# City of Yankton

410 - 416 Walnut  
P.O. Box 176  
Yankton, South Dakota 57078-0176  
Phone (605) 668-5221

July 20, 2011

Honorable Mayor Dave Knoff  
Members of the Yankton City Commission  
PO Box 176  
Yankton, SD 57078

Ladies and Gentlemen,

It is my pleasure to submit for your consideration the 2012 proposed budget for all municipal operations. This letter is intended to serve as the summary for the budget and outlines the nature of the \$38,415,280 plan for the coming year. This message is not intended to identify all the specifics of the 100+ page budget document, but rather provide a brief overview of the activities and associated plans of the municipal departments. Additionally, this message highlights some of the more interesting components of the 2012 budget and the impacts upon the organization and/or the community.

The budget document is a substantial policy and managerial tool that highlights the interaction between the staff and the governing body. Through the budget document, service levels are established, policy directions are initiated, and fiscal positioning is achieved. The budget is an effort in cooperation between the entities of the City and the public as a whole.

The 2012 budget development process incorporated continued efforts to establish an open process between the organization and the community which we serve. Though the actual changes in the budget presentation are subtle, they are indicative of this open-systems effort. Previous efforts have included a revamping of goals and objectives for specific departments that reflect the purpose for our respective departments. While these are still being refined, we have incorporated the next step by establishing general outcomes for each department as a narrative to the budget itself. Some municipalities use an outcome based budget as their primary means of presentation and adoption as it essentially states what is going to be achieved and a lump sum that would be required to meet that goal. This proposed budget incorporates a brief narrative about what the Governing Body and the community can expect within each department's budget and provides the detailed line items for the purpose of transparency and accountability. This process, along with the two capital improvement plan sessions in April and June, outline the direction for the development of the budget itself, and demonstrates what is generally intended to be achieved in addition to the detailed line item purchases. This effort is in its first year and will continue to be refined.

The remainder of the budget letter will discuss factors in the economy, past accomplishments, highlights of the 2012 budget, brief overviews of revenues and expenditures by fund and a



summary of the personnel components of the budget. As is the case every year, I am happy to present the 2012 proposed budget, comfortable in the allocation of funds, the expected service levels resulting from this funding distribution and the continuing provision of services into the future.

## **FACTORS IN THE LOCAL ECONOMY**

The local economy has demonstrated a rebound from recent years at the time of this writing. While municipal governments across the nation continue to face challenges with local unemployment and sales tax revenues, Yankton has several positive developments that point to a strong local economy.

The primary indicator that we review in respect to municipal operations and the ability to fund services is the measure of sales tax growth over the previous year. After two years of less than desired sales tax growth (though 2009 was balanced with the activity of the pipeline construction project), including a decline of approximately 1.5% in sales tax in 2010, we are currently experiencing an increase of sales tax from 2010's numbers. Through May of 2011, we have realized an approximate growth of 5% in sales tax from the same time period in 2011. While we don't predict that we will maintain a 5% growth through the year, we do project a growth of 3% for 2011, which is up from our original estimates of 2% at this time last year. The forecast for the 2012 budget, is a 3% growth in sales tax over 2011.

We are anticipating the opening of several retail operations as part of the new North Broadway 34 acre-retail development. The development will likely have a significant impact on the local sales tax numbers. Initial projections would suggest that it could improve our growth by as much as 3%. While it is anticipated that we would benefit from this development during 2012, we are taking a conservative approach with budgeting and including our projections in the initial 3%. The conservative approach will allow us to monitor the receipts following the opening to account for actual returns without committing the 2012 budget to developments which would be out of our control. The current construction at the site, however, facilitates the optimism for future growth of revenues.

In the manufacturing sector, both L&M Radiator and Dakota Trailer have undertaken facility expansion projects that are projected to create up to 100 primary positions in the local economy. With employment growth in the area, we are seeing unemployment numbers in the 5-6% range, rather than the 7-8% range. Additionally, with expansion projects in some of our service providers, we are seeing a steady growth that appears to be enhancing the strength of the local economy.

Growth in property tax valuations uses the state formula which accelerates growth at 3% or the Consumer Price Index, whichever is lower. For 2012, we will see an inflationary increase of about 2% based on the Consumer Price Index ending 2010. We will also likely see additional growth in valuation of about 3% with various properties being added to the tax assessments, including those properties that may be part of the discretionary formula incentive program through the state's statutory program.

Building permits currently reflect a decrease of about \$5,000,000 in project valuation over this time last year (\$13 million to \$8 million). However, we anticipate large permits to be taken out later this

year that would likely drive our year end number above last years. Both 2011 and 2012 will likely be marked by large construction projects that indicate continued investment in the community.

In summary, we anticipate a steady path of growth in the local economy supported by expansion of manufacturing, service and retail sectors in the economy. Steady growth leads to manageable operational adjustments and improvements in sectors such as housing and the related infrastructure that emerges with market demand. As with all sectors of growth, and their related impact, we do project them cautiously in order to be able to respond to changing market conditions expeditiously.

### **ACCOMPLISHMENTS IN 2010 AND 2011**

As the 2012 budget is proposed, it is appropriate to return to recent municipal accomplishments that represent a concerted effort across departments for the improvement of services being offered by the City of Yankton.

- Completion of the contractual arrangements for the public private partnership on a 34 acre-retail development. Construction is currently underway
- Acquisition of Grove Administration Building for new Park Shop
- Demolition of the old Park Shop at Riverside Drive
- Planning and presentation of Yankton's Sesquicentennial Celebration
- Expansion of the Community Garden
- Construction of Comfort Station at Riverside Park – project is nearing completion
- Opening of the composting site at the transfer station
- Completion of Wildlife Fencing at the airport
- Completion of emergency siren update
- Completion of grant funded energy upgrade project at City Hall
- Enhancement of 4<sup>th</sup> Street right-of-way flower program
- Deck repairs and improvements at Memorial Park Pool
- Construction and activation of new water source well-system
- Access drive improvements at Summit Activities Center
- PEG channel equipment upgrade

### **PROPOSED 2012 BUDGET AT A GLANCE**

The proposed 2012 City of Yankton operating budget reflects a total General Fund expenditure increase of 3.4% from the 2011 adopted budget.

Major highlights, conditions, and expectations of the proposed 2012 budget include the following:

- The proposed 2012 budget is based on service levels needed to accomplish the goals and desired outcomes outlined in the budget for each department. As was the case with the 2011 budget, environmental pressures may demand a shift in the proposed allocations. However, the budget submitted at this time assumes and expects that revenues will be available to meet the spending plan submitted.

- This year's budget has been slightly modified with the cover sheets for respective departments. Replacing the list of capital purchases, already listed in the Capital Improvement Plan, with a brief narrative describing the outcomes. This change is intended to provide the reader a broad overview of what will be achieved with this recommended budget. Thus, while we are still providing the accountability of a line item budget presentation, we are also incorporating the components of an outcome based budgeting process which focuses the information on what we intend to achieve. 2012 is the first year of this type of presentation, and it will be evaluated and refined in the future.
- Sales tax revenue is forecasted at 3% growth for fiscal years 2011 and 2012. At this time last year, we were forecasting growth at 0% and 2% for fiscal years 2010 and 2011, respectively. Monitoring sales tax growth is a vital component of the budget implementation activities for the City of Yankton. We are highly dependent upon this revenue source and need to be cognizant of that aspect of local government finances.
- Property tax revenue will increase overall about 5% based on the legislated formula. The increase we will see is based on an estimated 3% growth in new construction in addition to an approximate growth of 2% as driven by the CPI ending 2010.
- The initial planning for two significant infrastructure projects is being proposed in this budget document. In the wastewater department, we are recommending design and planning for a lift station improvement project on the East side of town that would combine two current, aging, lift stations into one new station that would be increased in size to aid in providing additional treatment capacity. The estimated total cost is \$4 million, with \$600,000 proposed in 2012 for planning.

In addition to the lift station, we are proposing to start the design and initial beta testing of materials for a water treatment facility. We are looking at membrane filtration, which would provide for a chemical-less treatment process. We plan to undertake testing to verify the suitability of that form of treatment in respect to our source water. As such, we are recommending an expenditure of \$1 million to begin the testing and planning for the treatment plant project.

We are expecting to continue the trend of a net revenue loss, and are recommending increases in the rates for the three main enterprise funds for the City. These increases are being proposed as part of a business plan model to overcome depreciation expenses that are traditionally neglected. As noted above, we are facing expenditures to replace aging infrastructure. Current analysis of the enterprise funds reveals potential shortfalls in the future. Staff is recommending increases in the Water, Wastewater, and Solid Waste funds in the amounts of 3% for each fund. Being able to accommodate replacement costs, and limit borrowing costs as much as possible will improve our flexibility to maintain the operational status of our critical infrastructure.

- While several initiatives are not specifically identified as capital costs, this budget is reflective of several process improvement implementations that are intended for the fall of 2011 and into 2012. These are identified as the following:
  - Paperless agendas. In 2010, we expended approximately \$7000 for agenda and budget packets. Additionally, we consumed approximately 72 hours of manpower for the assembly and distribution of packets. We estimate that we can purchase

and implement a technological solution that will yield a three-year net savings in labor and printing of over \$12,000.

- Electronic Procurement Card. Our current purchasing process of using purchase orders requires an estimated labor cost of \$50-\$70,000 annually. By shifting to an electronic purchasing card system, we anticipate a 50 percent reduction in this labor cost, which would allow resources to be shifted to other duties within the respective departments. Additionally, we anticipate a \$25-50,000 dollar rebate through the use of the purchase card system.
  - Time management. An additional area of review has been in a time management system that would reduce the manual entry and reentry of data from time cards. This process is estimated to yield an annual labor savings of approximately \$9,000, increasing our capacity to address other duties in the respective departments. Additionally, this system would streamline vacation and sick leave requests, scheduling, and data validation, along with increasing the organization's reporting capacities.
- Based on community feedback following the two-day music festival celebrating Yankton's Sesquicentennial, the topic of holding a similar event in 2012 emerged at the last CIP meeting. To address the desire to continue with a similar event in Memorial Park, yet decrease the dedicated funding, \$80,000 has been placed in the BBB for this event. With the infrastructure improvements installed at Memorial Park, it is believed that a two-day event can be held for this amount of funding. Ideally, if this event becomes an established activity in the area, other avenues of funding/sponsorships may be generated to offset the municipal funds.
  - Continuing our approach to minimize the outstanding debt within our general fund budget, we evaluated our obligations that have been encumbered in recent years, primarily the acquisition of the Grove Administration Building and the construction of the comfort station at Riverside Park. While we had intended to finance these projects over time, removing these obligations from our debt obligations now will provide financial flexibility in future years. With this budget, we are recommending retiring these two debt obligations, which would remove approximately \$600,000 in future debt payments.
  - Personnel costs continue to increase, as is similar across municipal and private enterprise. Health care costs are projected to increase between 7% and 15% from the previous year. Distribution of this increase is spread between the City and employees in the same manner as has been established in 2011's budget.
  - Fuel costs are an unpredictable expenditure item in the current market. For 2011 estimates, we are projecting a 30% increase from 2010 actual expenditures. For 2012, we are increasing the 2011 estimates by 10%. This should provide the flexibility to adapt to the changing market while providing this much needed resource for our operations.
  - The 2012 budget does not contain any new full-time positions. However, with the implementation of various technology improvements (mentioned above) we anticipate some additional labor resources being available for respective activities across departments. Continuous process improvement should generate additional areas that allow us to shift duties throughout the organization as improvements are made and implemented.



- As was the situation in 2010 and 2011, community agency activities supported by the general fund are proposed to remain at the same level. Faced with the economic conditions and limitations on new revenues, it is not recommended to increase the level contributed from the general fund. Should the Commission desire to increase funding in this area, it is recommended to use the BBB fund. This strategy would not take the critical resources from general fund activities and the core services supported by it.
- The General Fund budget has traditionally been developed with a budget to zero philosophy. While this budget method is a politically acceptable approach that establishes a resource base in accordance with current needs, it does, however, place an increased emphasis on budget certainty and rigid budget implementation and monitoring. Any change in economic conditions requires an immediate management response in order to achieve a year end positive balance.

With the 2012 budget, I think it would be wise to discuss the creation of a capital reserve fund. This fund would allow us to build a reserve for large item replacements within the general fund operating budget. By planning for, and funding capital replacement items with the aid of this fund and effort, we could eventually build flexibility with the general fund itself by easing the annual burden placed on capital expenditures. This fund has not been created in the recommended budget, as it does represent a significant shift in the approach to funding capital items. However, I am proposing the discussion as we get into our budget workshops.

## SPENDING LEVELS BY DEPARTMENT

The following table provides a comparison between the adopted budget for 2011 and the proposed budget for 2012. The table is included to demonstrate the funding levels for respective activity in this year's recommended budget as compared to the previous year. Changes may be indicative of large capital items, significant additions to department responsibilities, or other changes of operation and maintenance costs.

**Table 1. Comparison Increase from Prior Year**

	<b>2011 Budget</b>	<b>2010-2011 % increase</b>	<b>2012 Recommended Budget</b>	<b>2011-2012 % Increase</b>
Expenditures:				
General Government (Commission, Manager, Finance, Information Services)	\$1,131,349	3.3%	\$1,242,134	9.8%
Police and Animal Control	\$2,980,495	4.6%	\$2,993,032	0.4%
Library	\$644,786	0.6%	\$671,697	4.1%
Community Development	\$279,956	1.8%	\$290,615	3.8%
Fire	\$1,044,916	4.31%	\$651,434	-37%
Parks and Recreation (General, SAC, Pool)	\$1,711,451	0.1%	\$1,909,748	11%
Public Services (Streets, Engineering, Traffic, Snow Removal)	\$2,710,782	8.9%	\$2,574,656	-5%
Solid Waste (operating expenditures)	\$831,811	6.7%	\$883,623	6.2%
Wastewater (operating expenditures)	\$2,961,155	5.3%	\$3,017,399	1.2%
Water (operating expenditures)	\$2,484,936	3.7%	\$2,554,511	2.8%

## GENERAL FUND REVENUE

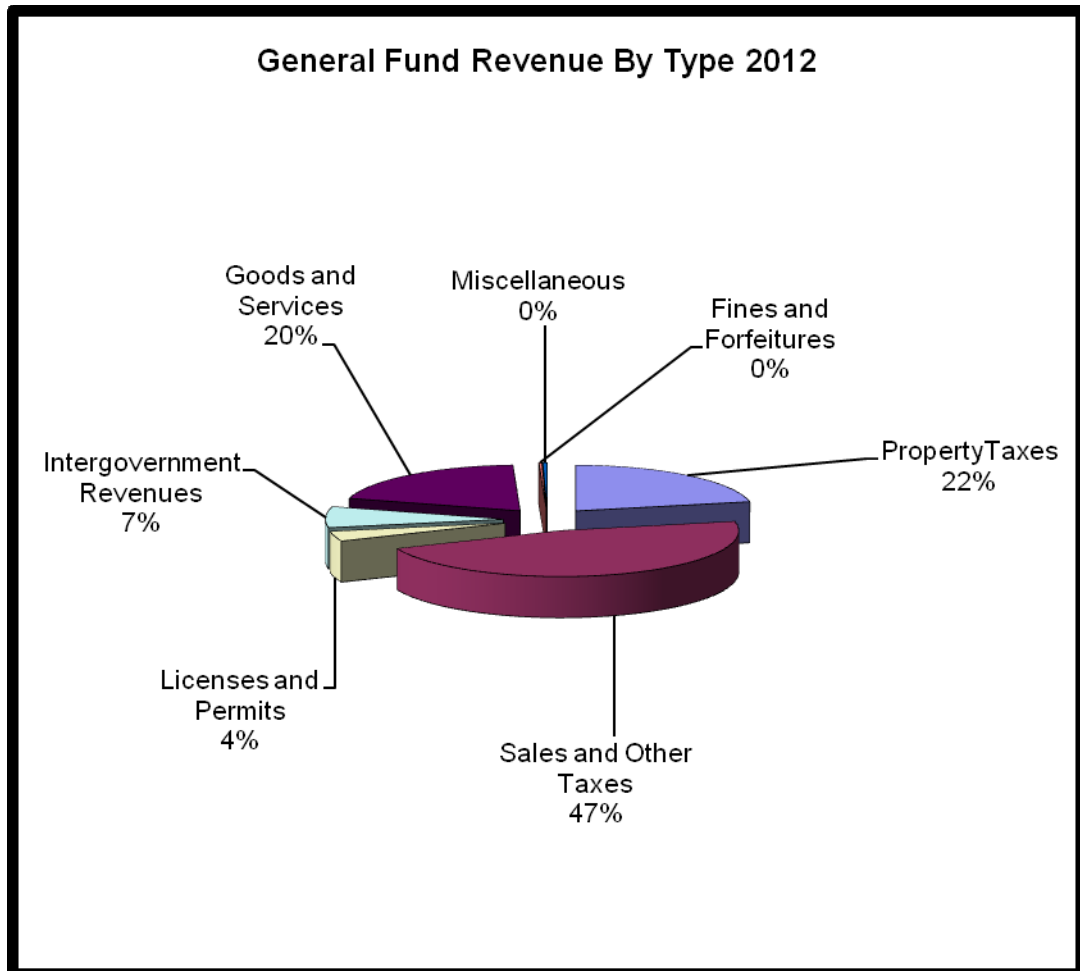
### SALES AND USE TAX

Sales and use tax are projected to grow approximately 3% from 2011's estimate. The General Fund is projected to receive approximately \$4,187,000 from sales and use tax.

### PROPERTY TAX

Property Tax revenues are projected to increase by approximately \$100,000 based on growth and the inflationary increase tied to the CPI, which in 2010 was approximately 2%. As such, the general fund is projected to receive approximately \$2,195,000 in property taxes.

### General Fund Revenues



## UTILITY FUND REVENUES AND BALANCES

### WATER FUND

Water fund revenue in metered sales is conservatively projected at \$3,185,147 with a 3% rate increase. This estimate is a slight increase over 2011 as we are proposing a rate increase in response to inflationary pressures and capital replacement expectations.

**Below is a breakdown of the proposed increase:**

<b>Water</b>		<b>3%</b>			
	<b>Minimum</b>	<b>Usage / 1,000</b>	<b>Use Charge</b>	<b>Bill</b>	<b>Increase</b>
	(Inc. 2,000)	3,000			
<b>Old Rate</b>	\$12.83	\$3.31	\$9.93	\$22.76	
<b>New Rate</b>	\$13.21	\$3.41	\$10.23	\$23.44	<u>\$0.68</u>

### WASTEWATER FUND

Wastewater Fund revenues are projected at \$2,721,048, a slight increase from the previous year based upon a 3% rate increase. As with the other enterprise funds, continued monitoring of the fund balance is necessary to ensure the City is taking a proactive approach to maintain fees at the appropriate level for maintenance related concerns. The balance in the wastewater fund has always been viewed as a strength within the enterprise despite the loss in operating income on an annual basis. As we engage in the enhancements to the lift station system, this balance will be stressed and will require continued monitoring.

Below is a breakdown of the proposed increase:

<b>Wastewater</b>		<b>3%</b>			
	<b>Minimum</b>	<b>Usage / 1,000</b>	<b>Use Charge</b>	<b>Bill</b>	<b>Increase</b>
		5,000			
<b>Old Rate</b>	\$7.02	\$4.24	\$21.20	\$28.22	
<b>New Rate</b>	\$7.23	\$4.37	\$21.85	\$29.08	
					<b>\$0.86</b>

**SOLID WASTE FUND**

Solid Waste revenue for 2012 is projected at \$811,206. Again, the importance of correcting user fees is evident with this fund and its trend of a decreasing fund balance. With the proposed increase, we are projecting a year-end balance in 2012 of \$361,633 which represents a net loss in 2011 and 2012.

Below is a breakdown of the proposed increase:

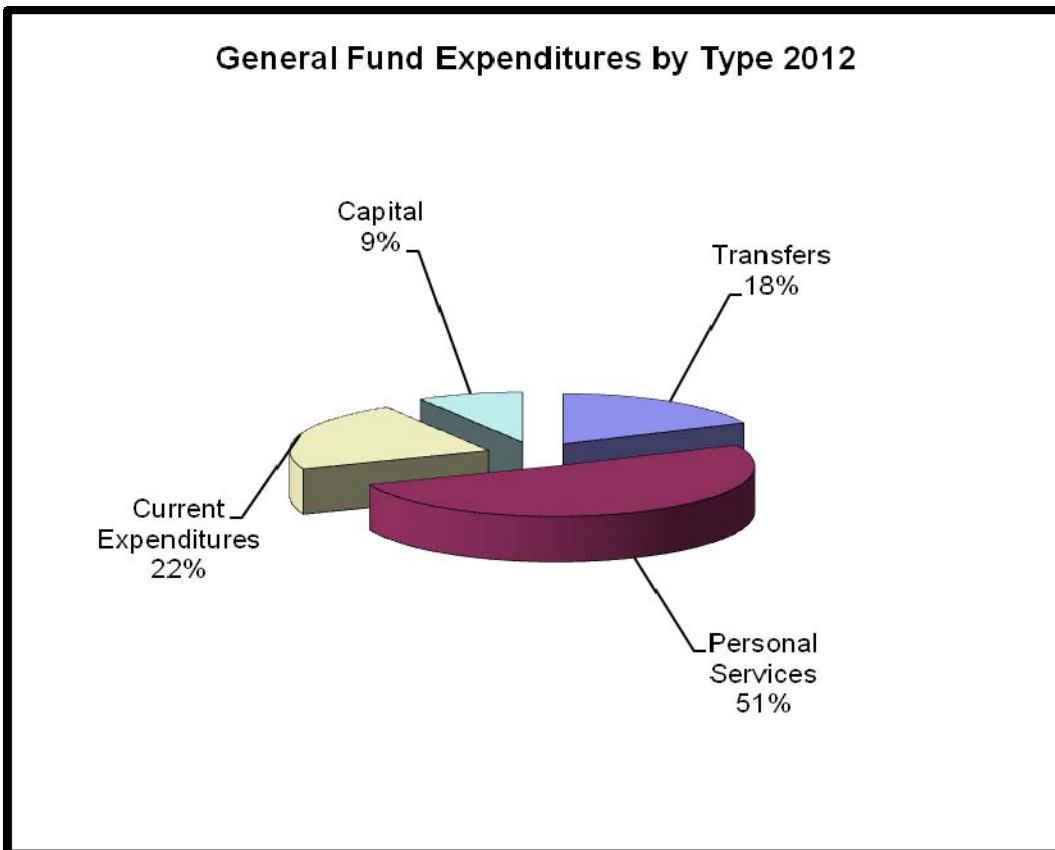
<b>Solid Waste</b>		<b>3%</b>			
	<b>Minimum</b>	<b>Usage / 1,000</b>	<b>Use Charge</b>	<b>Bill</b>	<b>Increase</b>
<b>Old Rate</b>	\$14.78	N/A	N/A	\$14.78	
<b>New Rate</b>	\$15.22	N/A	N/A	\$15.22	
					<b>\$0.44</b>

## GENERAL FUND EXPENDITURES

### GENERAL FUND

Expenditures in the General Fund are \$11,616,876. A 3.4% increase over the total expenditures adopted in the 2011 budget. Expenditure categories are broken down in the chart below.

### Breakdown of General Fund Expenditures



## **UTILITY FUND EXPENDITURES**

### **WATER FUND**

Water fund operating expenditures are recommended at \$2,554,511. The water budget is marked by the recommended expenditure for beginning the water treatment plant improvements. Funding is recommended to be authorized to begin testing of possible replacement with a membrane filtration system that has been under review by treatment plant staff and HDR Engineering. The fund balance at the end of the year is estimated to be \$913,827.

### **WASTEWATER FUND**

Wastewater operating expenditures are recommended at \$3,017,399, a slight increase from the previous year. Proceeding with lift station improvements will have the largest impact on this year's fund balance with an estimated ending balance of \$1,122,299. The 2010 year-end balance was \$2,152,107, which represents a significant decrease. The fund balance will need to continue to be monitored.

### **SOLID WASTE FUND**

Solid Waste operating expenditures are recommended at \$883,623. The largest capital item is the recycling truck at \$40,000 with the remaining expenditures coming from general operations. As stated above the fund has a net loss estimated in 2011 and 2012, even with proposed rate increases.

## **PERSONNEL COMPENSATION AND BENEFITS PROPOSALS**

As was stated previously, no new full-time positions are being recommended in this proposed budget, though we hope to gain additional labor resources through internal process improvement and technology initiatives. While this will ease the burden in some areas, manpower will be something we continue to review as new activities and needs are placed in our operational system.

In respect to salaries, as part of the personnel manual guidance, the organization is working on the three-year market survey to aid in the development of a pay plan for the organization. This has been a collaborative effort with the collective bargaining unit as we strive to identify a process that yields an appropriate foundation for establishing the plan for the organization. With any potential pay plan implementation, there are currently unanswered questions related to implementation costs for a respective salary program. As such, final modifications may need to be made at the time of implementation to address necessary costs. As with all details of the collective bargaining process, final approval will come before the governing body for full review and approval, at which time we can assess necessary and available resources for respective benefits.

Even though we are still in the negotiation process for the collective bargaining agreement and are unable to commit to any specific outcome, it is a good idea to reflect upon the CPI as an indicator of activity in the economy. As was the case last year, final decisions will be made at the time of any implementation, however the CPI, as of this writing, is approximately 3.5% (using the 12 month unadjusted- May 2010 to May 2011). As I state every year, it has been my philosophy to use the CPI as a guidance indicator for potential adjustments, modifying the final number as necessary to reflect environmental concerns, etc. This year could be one of those times where modification is

necessary depending upon the results of the previously mentioned market survey. With any implementation process being unknown, it would be unwise to speculate on what adjustments may be necessary. This would include the annual 1 step increase for employees. We would anticipate this step process being part of the implementation discussions in collective bargaining. With the process currently underway, it would be appropriate to wait for the outcome of the collective bargaining efforts to determine, or recommend, how any of these items are established.

As with previous budgets, we anticipate that health care costs will rise in 2012. Early indications are that actual increases in premiums will rise into the double digits. Our health insurance committee did a good job last year in soliciting proposals and recommending options and modifications. They are already at work with our health insurance agents in preparation of receiving this year's premium quote. We anticipate this discussion continuing past the adoption of the budget as final selection of the health plan and the structure will come later in the fall.


### **CONCLUSION**

The proposed budget was developed and is recommended as an appropriate use of the resources available to the City. This year's budget reflects opportunities the organization has in improving internal processes in order to prepare us for long-term operational needs. Previous investment in capital expenditures presents us with an opportunity to invest into the organization in order to upgrade several technology processes that we feel will provide a return on investment. Furthermore, it should provide us with flexibility for capital expenses that are listed in the Capital Improvement Plan.

Following the direction taken with the 2011 budget, we were able to retire several internal debt programs with the 2012 budget. With this debt retirement, and anticipated growth in the economy, including increased sales tax returns, the 2013 budget process may provide an opportunity for some projects that have been pushed back due to budgetary constraints. While there are multiple factors that will impact budgetary flexibility, indicators are suggesting that we may have some improvements from the recent years of uncertainty in respect to available resources.

In conclusion, I would like to personally thank Al Viereck and Duane Johnson. Their teamwork is not only demonstrated in the 2012 budget preparation, but also in the ongoing implementation and monitoring of the previously adopted budget. Appreciation is also extended to Administrative Secretary Colleen Bailey for her work in managing various issues that allowed for the development of this document. Additionally, I would like to acknowledge the efforts of the respective departments and the staff throughout the City. Several initiatives are being proposed in the 2012 budget that will require coordination and commitment for successful implementation. The employees of the City of Yankton have done an exceptional job in striving for an improved organization through their collective efforts toward improvements such as these, and I am excited to see all that will be realized in 2012. With these acknowledgements, I present the proposed 2012 budget.

Respectfully,



Douglas R. Russell  
City Manager



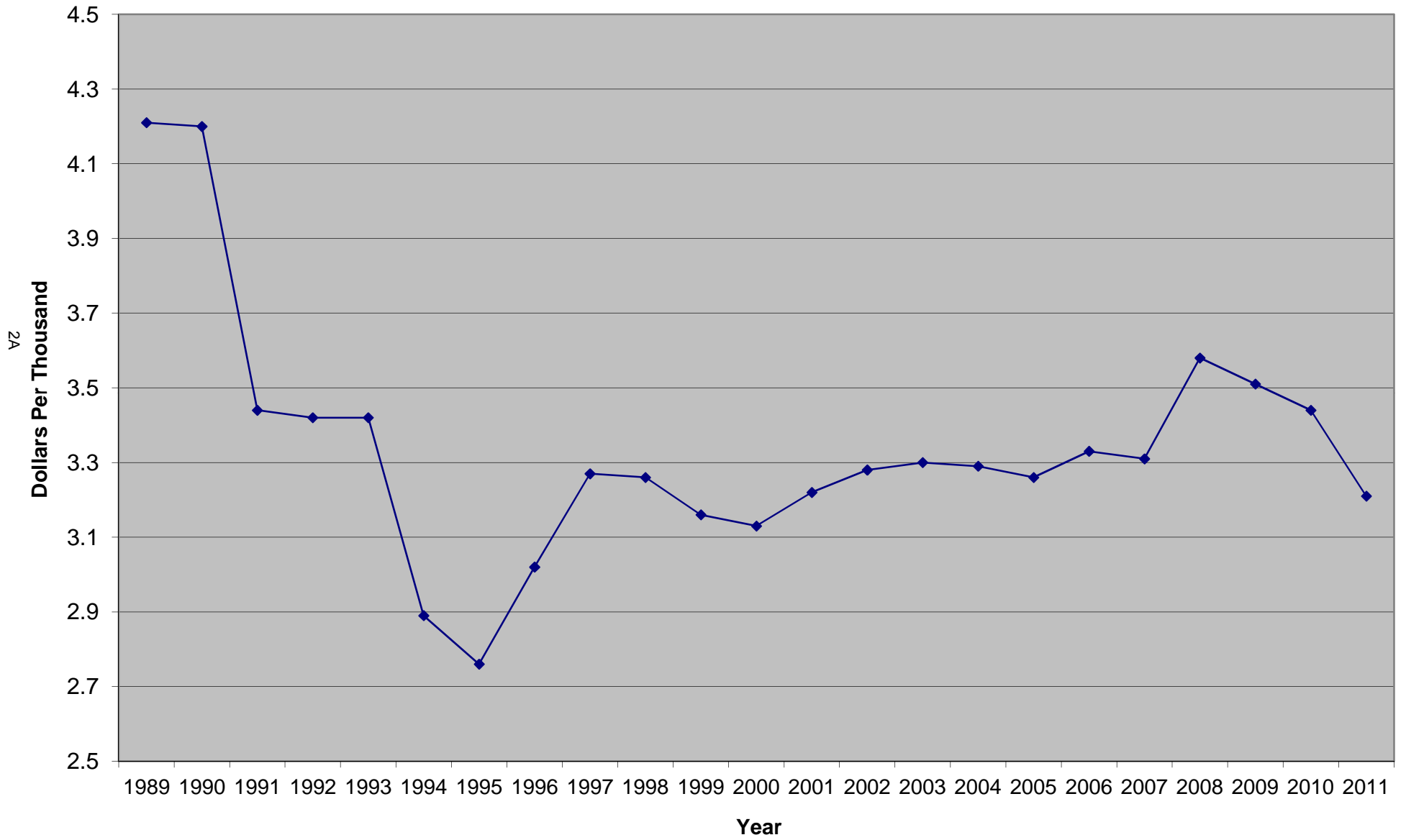
**CITY OF YANKTON**  
**PROPOSED 2012 BUDGET**  
**Property Valuations & Mill Rate 1984-2011**

Year Appraised	Real	Utilities	Total	Dollar Change	Percent Change	City Mill Rate	
						\$ per M	Year Collected
1984	\$87,288,475	\$5,358,689	\$92,647,164	\$770,392	0.84%	7.66	1985
1985	\$88,207,887	\$5,537,357	\$93,745,244	\$1,098,080	1.19%	8.31	1986
1986	\$91,294,969	\$5,461,565	\$96,756,534	\$3,011,290	3.21%	8.43	1987
1987	\$92,462,000	\$5,429,093	\$97,891,093	\$1,134,559	1.17%	8.42	1988
1988	\$94,644,748	\$5,671,208	\$100,315,956	\$2,424,863	2.48%	8.51	1989
1989	\$192,437,666	\$13,130,433	\$205,568,099	\$105,252,143	104.92%	4.21	1990
1990	\$197,507,417	\$13,419,038	\$210,926,455	\$5,358,356	2.61%	4.20	1991
1991	\$260,014,829	\$10,676,335	\$270,691,164	\$59,764,709	28.33%	3.44	1992
1992	\$279,966,735	\$11,019,659	\$290,986,394	\$20,295,230	7.50%	3.42	1993
1993	\$301,183,271	\$11,718,889	\$312,902,160	\$21,915,766	7.53%	3.42	1994
1994	\$310,852,204	\$12,117,292	\$322,969,496	\$10,067,336	3.22%	2.89	1995
1995	\$306,421,285	\$12,917,642	\$319,338,927	(\$3,630,569)	-1.12%	2.76	1996
1996	\$321,228,758	\$14,469,427	\$335,698,185	\$16,359,258	5.12%	3.02	1997
1997	\$313,556,472	\$14,138,024	\$327,694,496	(\$8,003,689)	-2.38%	3.27	1998
1998	\$327,060,432	\$14,533,733	\$341,594,165	\$13,899,669	4.24%	3.26	1999
1999	\$364,893,860	\$15,694,761	\$380,588,621	\$38,994,456	11.42%	3.16	2000
2000	\$386,593,089	\$15,972,819	\$402,565,908	\$21,977,287	5.77%	3.13	2001
2001	\$374,030,545	\$16,757,990	\$390,788,535	(\$11,777,373)	-2.93%	3.22	2002
2002	\$393,290,557	\$17,104,726	\$410,395,283	\$19,606,748	5.02%	3.28	2003
2003	\$406,530,569	\$17,267,704	\$423,798,273	\$13,402,990	3.27%	3.30	2004
2004	\$426,336,173	\$17,267,704	\$443,802,128	\$20,003,855	4.72%	3.29	2005
2005	\$439,045,063	\$14,999,059	\$454,044,122	\$10,241,994	2.31%	3.26	2006
2006	\$451,460,316	\$15,332,732	\$466,793,048	\$12,748,926	2.81%	3.33	2007
2007	\$507,568,187	\$15,332,733	\$522,900,920	\$56,107,872	12.02%	3.31	2008
2008	\$592,113,910	\$13,669,173	\$605,783,083	\$82,882,163	15.85%	3.58	2009
2009	\$622,528,251	\$13,669,173	\$636,197,424	\$30,414,341	5.02%	3.51	2010
2010	\$651,333,709	\$13,669,173	\$665,002,882	\$28,805,458	4.53%	3.44	2011
2011	\$670,873,720	\$13,669,173	\$684,542,893	\$19,540,011	2.94%	3.21	2012

**Notes:**

- The 1984-1988 valuation reflects 50% of full and true value as set by the Yankton County Board of Equalization.
- The 1989 valuation reflects 100% of full and true values as required by State Law.
- The 1991 valuation represents a mass reappraisal.
- The 1996 valuation reflects 91.7% for owner-occupied and 88.3% for ag.
- The 1997 valuation reflects 85% for both ag and owner-occupied.
- The 1998 valuation reflects 86% for owner-occupied and 88% for ag.
- The 1999 valuation reflects 94.3% for ag and 89.4% for owner-occupied.
- The 2000 valuation reflects 98.2% for ag and 89.6% for owner-occupied.
- The 2001 valuation reflects 91% for ag and 87.9% for owner-occupied.
- The 2002 valuation reflects 92.6% for ag and 89.7% for owner-occupied.
- The 2003 valuation reflects 96.6% for ag and 89.8% for owner-occupied.
- The 2004 valuation reflects 91.8% for ag and 92.7% for owner-occupied.
- The 2005 valuation reflects 88.5% for ag and 92.0% for owner-occupied.
- The 2006 valuation reflects 89.1% for ag and 91.7% for owner-occupied.
- The 2007 valuation reflects 99.1% for ag and 91.7% for owner-occupied.
- The 2008 valuation reflects 93.6% for ag and 90.8% for owner-occupied.
- The 2009 valuation reflects 85% for ag and 88.6% for owner-occupied.
- The 2010 valuation reflects 84.8% for ag and 92.6% for owner-occupied.

### 2012 Adopted Budget Mill Levy Trend



# CITY OF YANKTON

## ADOPTED 2012 BUDGET

### City Property Tax Comparison

Retail Home Value	Amount of City 2010 Tax Levy 3.51 MILLS	Amount of City 2011 Tax Levy 3.5 MILLS	Change in Property Tax
\$45,000	\$143.42	\$139.55	(\$3.87)
\$50,000	\$159.35	\$155.05	(\$4.30)
\$55,000	\$175.29	\$170.56	(\$4.73)
\$60,000	\$191.22	\$186.06	(\$5.16)
\$70,000	\$223.10	\$217.07	(\$6.03)
\$75,000	\$239.03	\$232.58	(\$6.46)
\$80,000	\$254.97	\$248.08	(\$6.89)
\$85,000	\$270.90	\$263.59	(\$7.32)
\$90,000	\$286.84	\$279.09	(\$7.75)
\$95,000	\$302.77	\$294.60	(\$8.18)
\$100,000	\$318.71	\$310.10	(\$8.61)

NOTE: 2010 Valuations reflected at: 90.8%  
2011 Valuations reflected at: 88.6%

# CITY OF YANKTON

## Adopted 2012 Budget Capital Budget Summary

Fund	Description	New	Replacement	Capital	Total
<b>GENERAL (101)</b>					
<b>City Manager's Office</b>					
102 350	Office Furniture		\$1,000		<b>\$1,000</b>
<b>Finance</b>					
104 350	Office Furniture		\$1,000		<b>\$1,000</b>
<b>Information Services</b>					
105 350	Server & Computer Equipment		\$35,000		
105 350	Office Furniture & Equipment		\$1,000		
105 350	Plotter / Printer Replacement		\$2,000		
105 350	Wide Format Scanner		\$16,000		
105 350	Technology Equipment		\$1,000		
105 350	PEG Channel/Community Meeting Room Equipment		\$10,000		
105 350	Software Upgrade / Maintenance		\$2,000		
					<b>\$67,000</b>
<b>Community Development</b>					
106 350	Office Furniture / Equipment		\$1,000		
106 350	Pin Locator		\$900		
					<b>\$1,900</b>
<b>Police</b>					
111 350	Range Upgrade		\$2,000		
111 350	Vehicle Replacements		\$70,000		
111 350	Protective Vests		\$7,000		
111 350	Special Response Team Equipment		\$5,000		
111 350	Tasers		\$3,500		
111 350	Video Camera And Recorder-Patrol Cars		\$8,000		
111 350	Portable Radios		\$9,000		
111 350	In Car Computers		\$5,000		
111 350	Replace Radar		\$5,000		
111 350	Furniture		\$2,500		
111 350	Teletype		\$3,000		
111 350	Detective Equipment		\$10,000		
111 350	Cameras		\$2,000		
					<b>\$132,000</b>
<b>Animal Control</b>					
113 350	Fencing		\$500		
113 350	Shelter Renovation		\$3,000		
					<b>\$3,500</b>
<b>Fire</b>					
114 350	Cyclical Replacement Personal Protective Equipment		\$7,000		
114 350	Cyclical Replacement of of Fire Hose		\$3,000		
114 350	Cyclical Replacement of Pagers		\$2,000		
114 350	Fire Grant Equipment (95/5)		\$100,000		
114 350	Hose Tester		\$3,000		
114 350	Retrofit/Repair SCBA Pass Devices		\$9,000		
114 411	Interest Debt Service		\$100,232		
114 441	Principal		\$90,000		
					<b>\$314,232</b>
<b>Civil Defense</b>					
115 350	Convert Fox Run Siren to AC/DC		\$2,750		
					<b>\$2,750</b>

# CITY OF YANKTON

## Adopted 2012 Budget Capital Budget Summary

Fund	Description	New	Replacement	Capital	Total
<b>Engineering and Inspection</b>					
122 350	Radios/Survey		\$1,000		
122 350	Electronic Records Storage		\$10,000		
122 350	Furniture & Office Equipment		\$3,000		
					<b>\$14,000</b>
<b>Streets</b>					
123 350	Replace Trucks		\$105,000		
123 350	Roller (Steel Face)		\$60,000		
					<b>\$165,000</b>
<b>Snow &amp; Ice</b>					
124 350	Replace Snow Plows		\$11,000		
					<b>\$11,000</b>
<b>City Hall</b>					
125 301	Carpet Replacement		\$1,500		
125 301	Repair Gym Floor/Refinish		\$10,000		
125 301	Replace Heating Control Talon Motherboard		\$4,000		
125 301	Lawn Care Equipment and Landscaping		\$1,000		
125 350	Security System		\$5,000		
					<b>\$21,500</b>
<b>Traffic Control</b>					
126 350	New Street Lights / Detector Loops & Circuits		\$5,000		
126 350	School Crossings		\$3,000		
126 350	Street Lighting Replacement		\$11,000		
126 350	Signal System Upgrades/Replacement		\$25,000		
					<b>\$44,000</b>
<b>Chan Gurney Airport</b>					
127 301	Barrel Hanger Maintenance		\$8,000		
127 301	Replace Floor Coverings		\$2,500		
127 320	Hanger		\$34,145		
127 320	Tee Hanger Ice Removal		\$4,000		
					<b>\$48,645</b>
<b>Senior Citizens Center</b>					
141 301	Concrete Replacement		\$1,000		
141 301	Window Replacement		\$1,000		
141 301	Ceiling Tile		\$200		
141 301	Landscaping		\$1,000		
141 301	Garage Roof		\$3,500		
141 301	Parking Lot Repair/Chip Seal		\$6,500		
141 301	Hot Water Heater		\$2,000		
141 350	Tables & Chairs		\$1,000		
141 350	Generator		\$46,218		
141 431	Building Addition - Debt Service		\$36,900		
					<b>\$99,318</b>
<b>Library</b>					
142 340	New Books		\$48,000		
142 342	Audio Visual Materials		\$10,000		
142 350	Print Management/Sched. System		\$10,000		
					<b>\$68,000</b>

# CITY OF YANKTON

## Adopted 2012 Budget Capital Budget Summary

Fund	Description	New	Replacement	Capital	Total
<b>Parks and Recreation (201)</b>					
201 301	Landscaping		\$5,000		
201 350	Lawn Mowers		\$15,000		
201 350	Playground Equipment		\$90,000		
201 350	Shop Equipment		\$1,000		
201 350	Lawn Care Equipment		\$2,000		
201 350	Trucks		\$50,000		
201 350	Park Furniture		\$6,000		
					<b>\$169,000</b>
<b>Memorial Park Pool (202)</b>					
202 350	Furniture Replacement		\$2,000		
					<b>\$2,000</b>
<b>High School/Summit Activities Center (203)</b>					
203 350	Fitness Equipment (50s/50c)		\$10,000		
					<b>\$10,000</b>
<b>Marne Creek (204)</b>					
204 310	Land Acquisition		\$30,000		
204 320	Maintenance Trail Construction		\$20,000		
204 320	Bank Stabilization		\$10,000		
204 321	Directional Signage		\$7,000		
204 350	Pickup - 1 Ton		\$50,000		
204 350	Lawn Care Equipment		\$1,000		
					<b>\$118,000</b>
<b>Bridge and Street (207)</b>					
221 301	Road Materials		\$50,000		
221 391	Pine Street Bridge Refurbishment		\$63,000		
221 396	Linn Street Walk Bridge		\$10,000		
					<b>\$123,000</b>
<b>Airport Capital (502)</b>					
511 386	Reconstruct Taxiway Hanger Tie In		\$5,000		
511 395	Taxiway Construction		\$780,000		
					<b>\$785,000</b>
<b>Parks &amp; Recreation Capital (503)</b>					
544 320	Riverside Park - Boat Dock		\$17,000		
548 321	Park Shop		\$363,113		
548 322	Sidewalks in Parks		\$8,500		
549 321	Park Signs		\$5,000		
					<b>\$393,613</b>
<b>Special Assessment Projects (504)</b>					
581 392	Alley		\$35,000		
581 395	15th Street (Summit to WCLR)		\$50,000		
					<b>\$85,000</b>
<b>SPECIAL CAPITAL IMPROVEMENT (506)</b>					
<b>Summit Activities Center Building Construction (SAC) (571)</b>					
571 350	Misc Repairs (100c)		\$15,000		
571 350	Water Basketball Hoops (11s/89c)		\$3,000		
571 350	Pulsar Unit - Chlorine (11s/89c)		\$5,000		
571 350	Pool Deck Furniture (11s/89c)		\$1,000		
571 350	Lounge Furniture (50s/50c)		\$1,000		
571 350	Landscaping (60s/40c)		\$1,000		
571 350	Restripe Parking Lots (60s/40c)		\$3,500		
571 350	Concrete Parking Lot (60s/40c)		\$100,000		
					<b>\$129,500</b>

# CITY OF YANKTON

## Adopted 2012 Budget Capital Budget Summary

Fund	Description	New	Replacement	Capital	Total
<b>Street Reconstruction (506)</b>					
572 376	Open Asphalt		\$500,000		
572 377	8th Street, Burleigh to Ferdig		\$876,000		
572 378	Douglas, 25th to 350' N of Anna		\$514,000		
572 379	31st Street Pedestrian Enhancements		\$25,000		
572 380	North Broadway Subdivision		\$160,000		
572 381	3rd Street, Green to Hwy 81		\$390,000		
572 385	WCLR, 9th to 31st (w/county)		\$300,000		
572 386	Bill Bags Road, Hwy 50 to Alumax Road (w/county)		\$657,000		
572 387	Bill Bags Road Extension		\$22,000		
572 388	Park Street, 8th to 10th		\$80,000		
572 389	Downtown Improvements		\$698,000		
572 390	Street Construction		\$75,000		
572 394	Riverside Dr, Broadway to Green		\$410,000		
572 656	Special Assessment Projects City's Participation		\$23,701		
572 626	Transfer to Bridge & Street		\$101,602		
574 373	Permanent Pavement Markings		\$80,000		
574 374	Summit Street, 9th to 15th (STIP)		\$1,140,000		
574 375	15th Street, Whiting to Burleigh (STIP)		\$1,212,000		
574 381	Downtown Alleys		\$85,000		
574 390	Crushed Salvage Concrete		\$200,000		
574 399	Douglas, 23rd to 25th (STIP)		\$535,000		
					<b>\$8,084,303</b>
<b>Storm Sewer (506)</b>					
573 390	Storm Sewer Construction		\$12,000		
573 623	Transfer to Marne Creek		\$60,000		
					<b>\$72,000</b>
<b>Water Utilities (602)</b>					
607 607 320	Treatment Plant Improvements		\$1,000,000		
602 331	15th Street, Burleigh to Ferdig		\$380,000		
602 333	Summit Street, 9th to 15th		\$290,000		
602 338	Douglas Avenue, 23rd to 25th		\$140,000		
602 339	8th Street, Burleigh to Ferdig		\$72,000		
602 350	Pipe Locator		\$5,500		
602 350	Pickup Trucks		\$25,000		
602 350	Electronic Meter Reading Update		\$100,000		
602 350	Main Break Trailer		\$10,000		
602 350	Small Portable Generator		\$2,500		
602 388	3rd Street, Green to HWY 81		\$45,000		
602 390	Reserve for Future Improvements		\$75,000		
					<b>\$2,145,000</b>

# CITY OF YANKTON

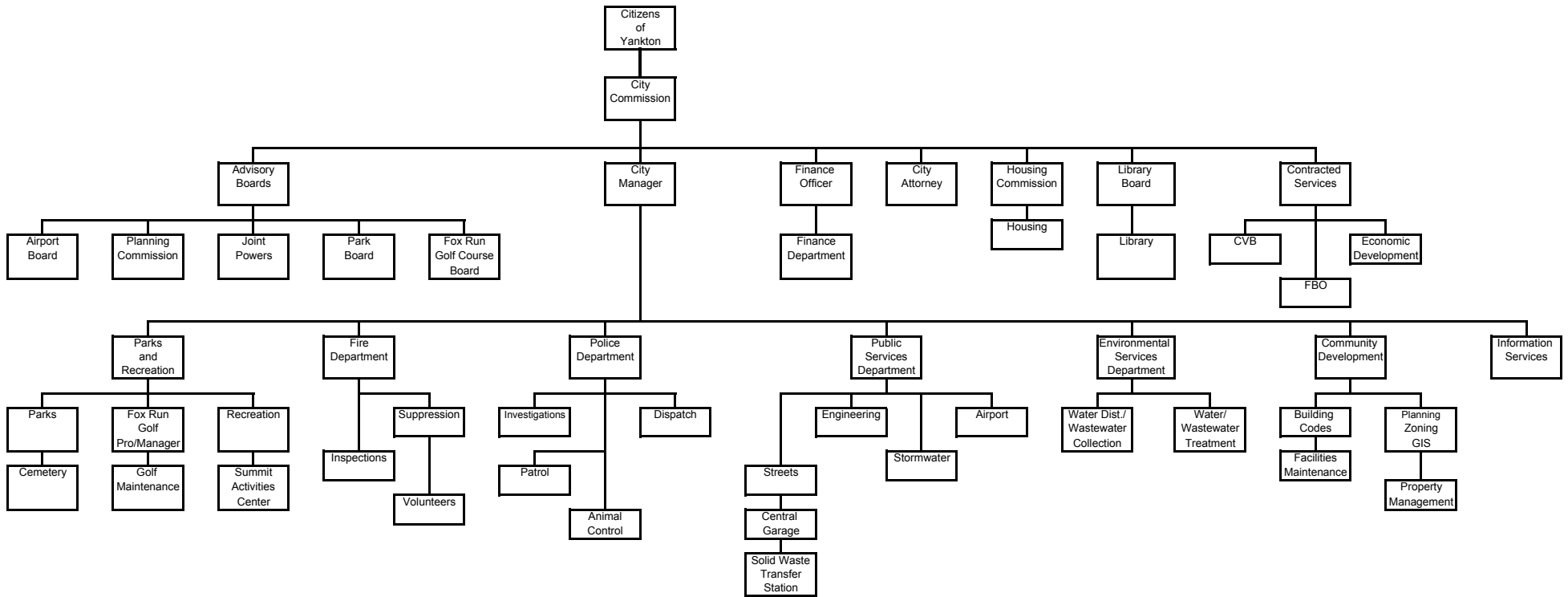
## Adopted 2012 Budget Capital Budget Summary

Fund	Description	New	Replacement	Capital	Total
<b>Wastewater (611)</b>					
611 301	Clarifier - Sandblast & Paint		\$75,000		
611 301	Pump Replacement		\$6,000		
611 301	Manhole Repair		\$25,000		
611 324	Lift Station Rehab		\$600,000		
611 325	Riverside Drive, Broadway to Green		\$85,000		
611 350	6" Water Pump		\$22,000		
611 350	Mower		\$6,500		
611 350	Replace Samplers		\$6,000		
611 350	Radio		\$700		
611 350	Replace Lab Equipment		\$7,000		
611 350	Ice Maker		\$4,000		
611 350	Grit Trailer		\$13,000		
611 350	Air Compressor		\$14,000		
611 350	Furniture / Office Equipment		\$2,000		
611 350	Pickup		\$27,000		
611 350	Lab Water Still		\$4,000		
611 350	BOD Incubator		\$1,000		
611 350	Aerator for Lagoons		\$2,000		
611 390	Reserve for Future Improvements		\$35,000		
					<b>\$935,200</b>
<b>Cemetery (621)</b>					
621 301	Landscaping		\$1,000		
621 301	Repurchase Cemetery Lots		\$500		
621 301	Repair old Headstones		\$1,000		
621 350	Replace Mowers & Trimmers		\$13,000		
621 350	GIS Map & Directory		\$10,000		
					<b>\$25,500</b>
<b>Solid Waste (631)</b>					
631 350	Recycling Truck		\$40,000		
					<b>\$40,000</b>
<b>Solid Waste Disposal and Recycling (Joint Powers) (637)</b>					
637 350	Transfer Trailer		\$70,000		
637 390	Rubble Trench		\$25,000		
638 411	Building Debt Service (\$75,000@3%- 7 Years)		\$8,016		
638 441	Building Debt Service (\$352,680@3%-20 Years)		\$22,397		
					<b>\$125,413</b>
<b>Golf Course (641)</b>					
641 350	TCE - Utility Carts (5)		\$20,000		
641 350	TCE - Fairway Mowers (3)		\$42,000		
641 350	Cushman Core Harvester		\$9,000		
					<b>\$71,000</b>
<b>Central Garage (801)</b>					
801 301	Painting & Landscaping		\$7,500		
801 301	Rehab Windows, Doors and Interior		\$15,000		
					<b>\$22,500</b>
<b>TOTALS</b>			<b>\$14,330,874</b>		<b>\$14,330,874</b>



# Organization Structure for the City of Yankton

5A



# City of Yankton

## Adopted 2012 BUDGET

### Budgeted Positions

Department Name	2011 Regular Full-time	2011 Regular Part-time	2012 Regular Full-time	2012 Regular & Appointed Part-time
-----------------	------------------------	------------------------	------------------------	------------------------------------

Department Name	2011 Regular Full-time	2011 Regular Part-time	2012 Regular Full-time	2012 Regular & Appointed Part-time
-----------------	------------------------	------------------------	------------------------	------------------------------------

Department Name	2011 Regular Full-time	2011 Regular Part-time	2012 Regular Full-time	2012 Regular & Appointed Part-time
<b>City Commission</b>				
Mayor		1		1
Commissioners		8		8
<b>City Manager</b>				
City Manager	1		1	
Administrative Secretary	1		1	
HR Coordinator	1		1	
<b>Information Services</b>				
Information Services	1		2	
<b>Comm. Development</b>				
Comm Develop. Director	1		1	
Building Official	1		1	
Building Inspector/Eng Tech	1		1	
Code Enforcement Official				1
<b>City Attorney</b>				
Attorney		1		1
<b>Finance Office</b>				
Finance Officer	1		1	
Deputy Finance Officer	1		1	
Computer Operator	1		1	
Accounting Clerks	3		3	
Utilities Cust. Serv. Clerk	1		1	
Municipal Records Clerk	1		1	
<b>Police</b>				
Chief of Police	1		1	
Asst. Chief of Police	1		1	
Lieutenant	1		1	
Sergeants	3		3	
Corporals	3		3	
Detectives	3		3	
Police Officers	14		14	
Dispatchers	9		8	
Office Specialist	1		1	
Police Records Clerk	1		1	

Department Name	2011 Regular Full-time	2011 Regular Part-time	2012 Regular Full-time	2012 Regular & Appointed Part-time
<b>Animal Control</b>				
Animal Control Officer	1		1	
<b>PS Administration</b>				
Director of Public Services	1		1	
Secretary	1		1	
Office Specialist	0.17		0.17	
Housing Authority	1		1	
<b>PS Engineering</b>				
Civil Engineer	1		1	
Sr. Engineering Tech	2		2	
<b>Government Buildings</b>				
Bldg Mnt/Custodial Sup	0.75		0.75	
Custodians	1		1	
<b>PS Streets</b>				
Street Super/PS Mgr	1		1	
Street Supervisor	1		1	
Sr. Equipment Operator	5		5	
Equipment Operator	5		5	
Lead Sr. Equipment Oper	1		1	
Office Specialist	0.17		0.17	
<b>PS Traffic Control</b>				
Airport Mnt/Signal Tech	0.5		0.5	
<b>PS Gurney Airport</b>				
Airport Mnt/Signal Tech	0.5		0.5	
<b>Community Library</b>				
Library Director	1		1	
Librarian	1		1	
Sr. Library Assistant	2		2	
Library Assistant		2		2
Library Aide		1		1
Bldg Mnt/Custodial Sup	0.25		0.25	
Library Custodian		0.75		0.75

6A

# City of Yankton

## Adopted 2012 BUDGET

### Budgeted Positions

Department Name	2011 Regular Full-time	2011 Regular Part-time	2012 Regular Full-time	2012 Regular & Appointed Part-time
-----------------	------------------------	------------------------	------------------------	------------------------------------

Department Name	2011 Regular Full-time	2011 Regular Part-time	2012 Regular Full-time	2012 Regular & Appointed Part-time
-----------------	------------------------	------------------------	------------------------	------------------------------------

Department Name	2011 Regular Full-time	2011 Regular Part-time	2012 Regular Full-time	2012 Regular & Appointed Part-time
<b>Fire Department</b>				
Fire Chief	1		1	
Fire Marshal	1		1	
<b>Parks &amp; Recreation</b>				
P&R Director	1		1	
Parks Superintendent	1		1	
Secretary	1		1	
Sr. Grounds Mntc Wrkr	1		1	
Grounds Mntc Wrkr	4		4	
Urban Forestry Specialist	1		1	
<b>Marne Creek</b>				
Sr. Grounds Mntc Wrkr	1		1	
<b>Summit Activities Ctr</b>				
Recreation Superintendant	1		1	
Recreation Coordinator	1		1	
Office Specialist	1		1	
Receptionist	1		1	
<b>Golf Course</b>				
Golf Pro/Manager	1		1	
Assistant Golf Pro	1		1	
Golf Course Superintendent	1		1	
Sr. Equipment Operator	1		1	
<b>Water</b>				
Utilities Director	0.5		0.5	
Wtr Distr/WW Collec Super	1		1	
Water Plant Superintendent	1		1	
Water Plant Supervisor	1		1	
Sr. Water Plant Operators	2		2	
Water Meter Technician	1		1	
Utilities Mntc Wrkr	1		1	
Water Plant Operator	2		2	

Department Name	2011 Regular Full-time	2011 Regular Part-time	2012 Regular Full-time	2012 Regular & Appointed Part-time
<b>Wastewater</b>				
Utilities Director	0.5		0.5	
WW Plant Superintendent	1		1	
WW Plant Supervisor	1		1	
Sr WW Plant Operator	1		1	
WW Plant Operator	1		1	
Sr WW Lab Technician	1		1	
Lead Sr Equipment Operator	1		1	
Utilities Mntc Worker	2		2	
WW Lab Tech/Plant Oper	1		1	
<b>Cemetery</b>				
Cemetery Mnt. Worker	1		1	
<b>Solid Waste</b>				
Sr. Sanitation Truck Oper	2.75		2.75	
Sanitation Truck Operator	3.25		3.25	
<b>Jt Pwrs/Trans Station</b>				
Office Specialist	1.66		1.66	
Transfer Station Supervisor	1		1	
Transfer Station Truck Oper	1		1	
Transfer Station Attendent	0.5		0.5	
Sr. Sanitation Truck Oper	0.25		0.25	
Sanitation Truck Operator	0.75		0.75	
<b>Recycling</b>				
Transfer Station Attendent	0.5		0.5	
<b>Central Garage</b>				
Fleet Supervisor	1		1	
Fleet Mechanic	1		1	
<hr/>				
TOTAL	133	13.75	134	13.75

6B

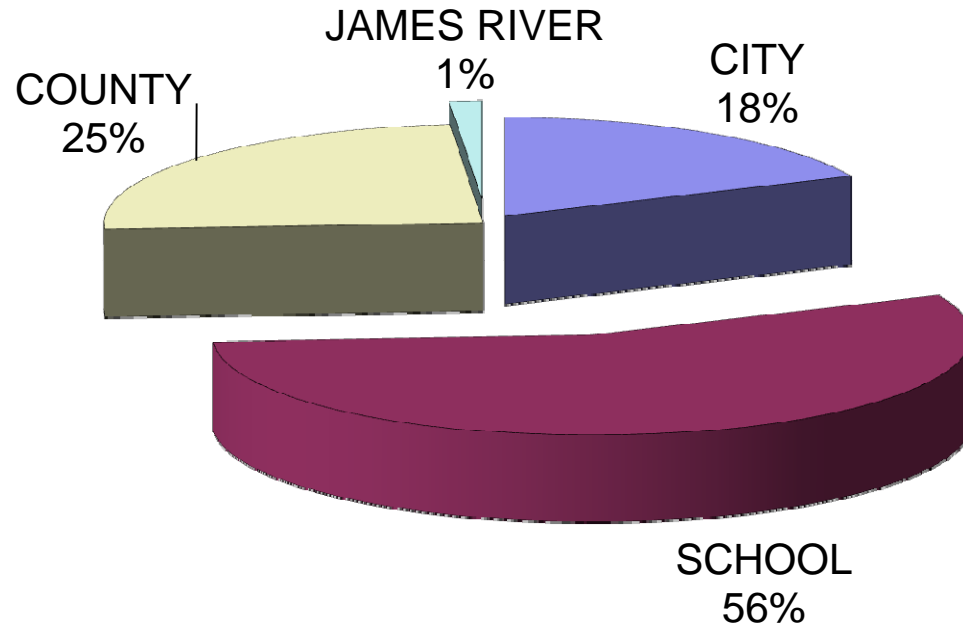
# CITY OF YANKTON

## 2012 BUDGET OVERVIEW

### FUNDS

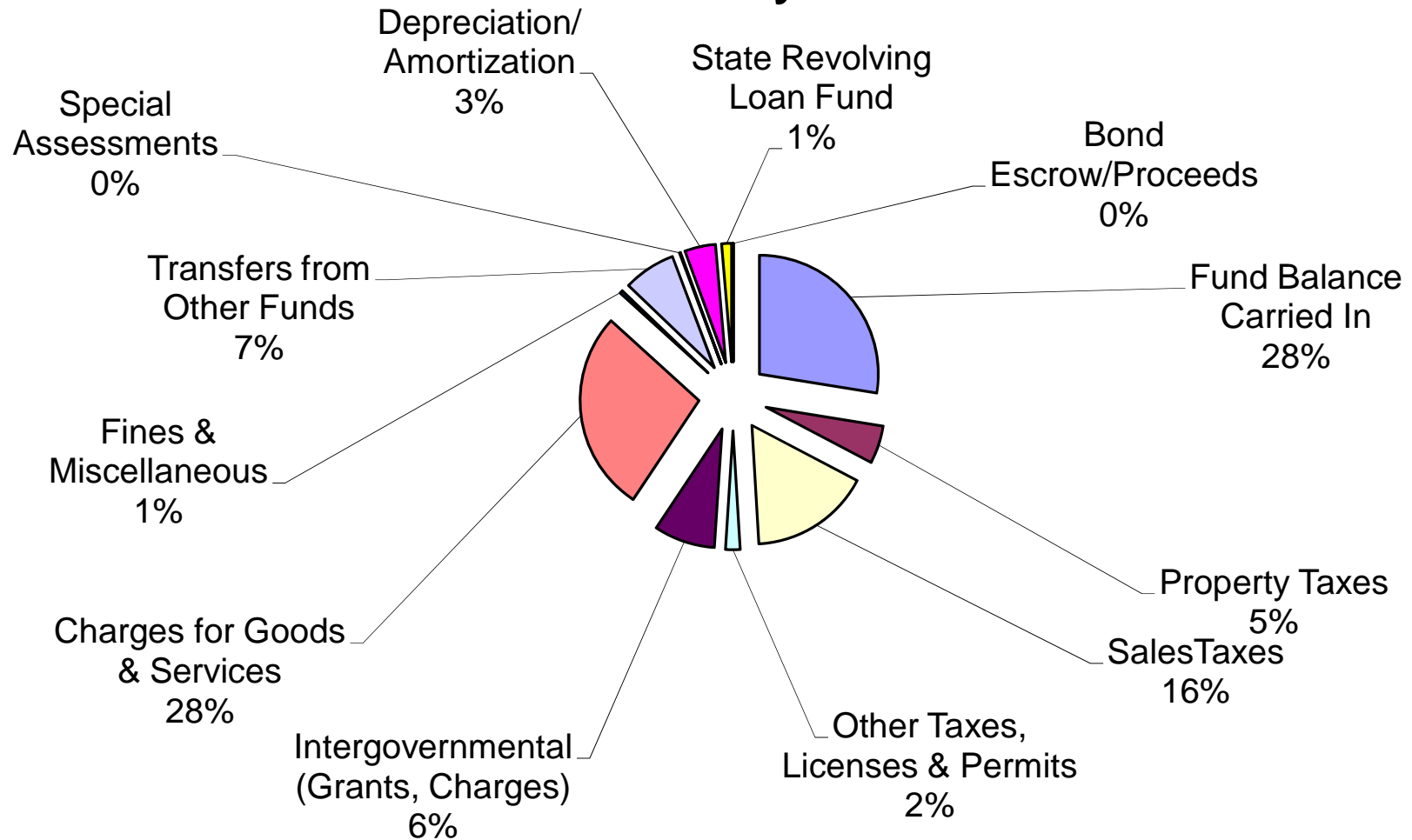
Revenue Sources	General	Special Revenue	Capital Projects	Enterprise, Water, Wastewater, Solid Waste, Golf	Internal Service	Total
Fund Balance Carried In	\$1,274,831	\$779,604	\$5,242,226	\$4,614,348	\$107,762	\$12,018,771
Property Taxes	\$2,217,690	\$0	\$34,194	\$0	\$0	\$2,251,884
Sales Taxes	\$4,194,943	\$516,545	\$2,418,570	\$0	\$0	\$7,130,058
Other Taxes, Licenses & Permits	\$865,632	\$0	\$0	\$0	\$0	\$865,632
Intergovernmental (Grants, Charges)	\$683,486	\$81,397	\$2,861,450	\$0	\$0	\$3,626,333
Charges for Goods & Services	\$2,010,506	\$567,050	\$0	\$8,587,101	\$782,190	\$11,946,847
Fines & Miscellaneous	\$66,100	\$26,320	\$30,000	\$67,500	\$0	\$189,920
Transfers from Other Funds	\$387,441	\$2,128,714	\$502,283	\$74,860	\$0	\$3,093,298
Special Assessments	\$0	\$71,200	\$0	\$0	\$0	\$71,200
Depreciation/Amortization	\$0	\$0	\$0	\$1,832,861	\$0	\$1,832,861
State Revolving Loan Fund	\$0	\$0	\$0	\$600,000	\$0	\$600,000
Bond Escrow/Proceeds	\$0	\$0	\$0	\$0	\$0	\$0
<b>Total Revenue Sources</b>	<b>\$11,700,629</b>	<b>\$4,170,830</b>	<b>\$11,088,723</b>	<b>\$15,776,670</b>	<b>\$889,952</b>	<b>\$43,626,804</b>
<b>Expenditures Uses by Type</b>						
Personal Services	\$5,491,271	\$1,509,545	\$0	\$2,367,503	\$118,394	\$9,486,713
Operating Expenses	\$2,568,759	\$1,411,213	\$46,829	\$6,226,631	\$641,296	\$10,894,728
Capital Expenditures	\$991,845	\$425,000	\$9,359,923	\$3,342,113	\$22,500	\$14,141,381
Bond Principal Payments	\$0	\$0	\$0	\$1,530,442	\$0	\$1,530,442
Transfers to Other Funds	\$2,648,754	\$70,000	\$128,503	\$92,700	\$0	\$2,939,957
<b>Total Expenditure Uses--Type</b>	<b>\$11,700,629</b>	<b>\$3,415,758</b>	<b>\$9,535,255</b>	<b>\$13,559,389</b>	<b>\$782,190</b>	<b>\$38,993,221</b>
<b>Expenditures Uses by Function</b>						
Public Works (Streets, Engineering, Airport)	\$3,119,343	\$123,000	\$8,916,835	\$0	\$782,190	\$12,941,368
General Government (Manager, Finance, Community Development, MIS, Attorney, Commission)	\$1,622,379	\$0	\$0	\$0	\$0	\$1,622,379
Public Safety (Police, Fire, 911 / Dispatch)	\$3,140,272	\$579,473	\$0	\$0	\$0	\$3,719,745
Culture/Recreation (Library, Parks, SAC, Golf)	\$686,413	\$2,116,637	\$458,923	\$1,103,501	\$0	\$4,365,474
Utilities (Water, Wastewater, Solid Waste)	\$0	\$0	\$0	\$12,363,189	\$0	\$12,363,189
Other (Special Approp., Transfers, Contingencies)	\$3,132,222	\$596,648	\$159,497	\$92,700	\$0	\$3,981,067
<b>Total Expenditure Uses--Function</b>	<b>\$11,700,629</b>	<b>\$3,415,758</b>	<b>\$9,535,255</b>	<b>\$13,559,389</b>	<b>\$782,190</b>	<b>\$38,993,221</b>

# 2012 Adopted Budget Mill Levy 2011 Payable in 2012



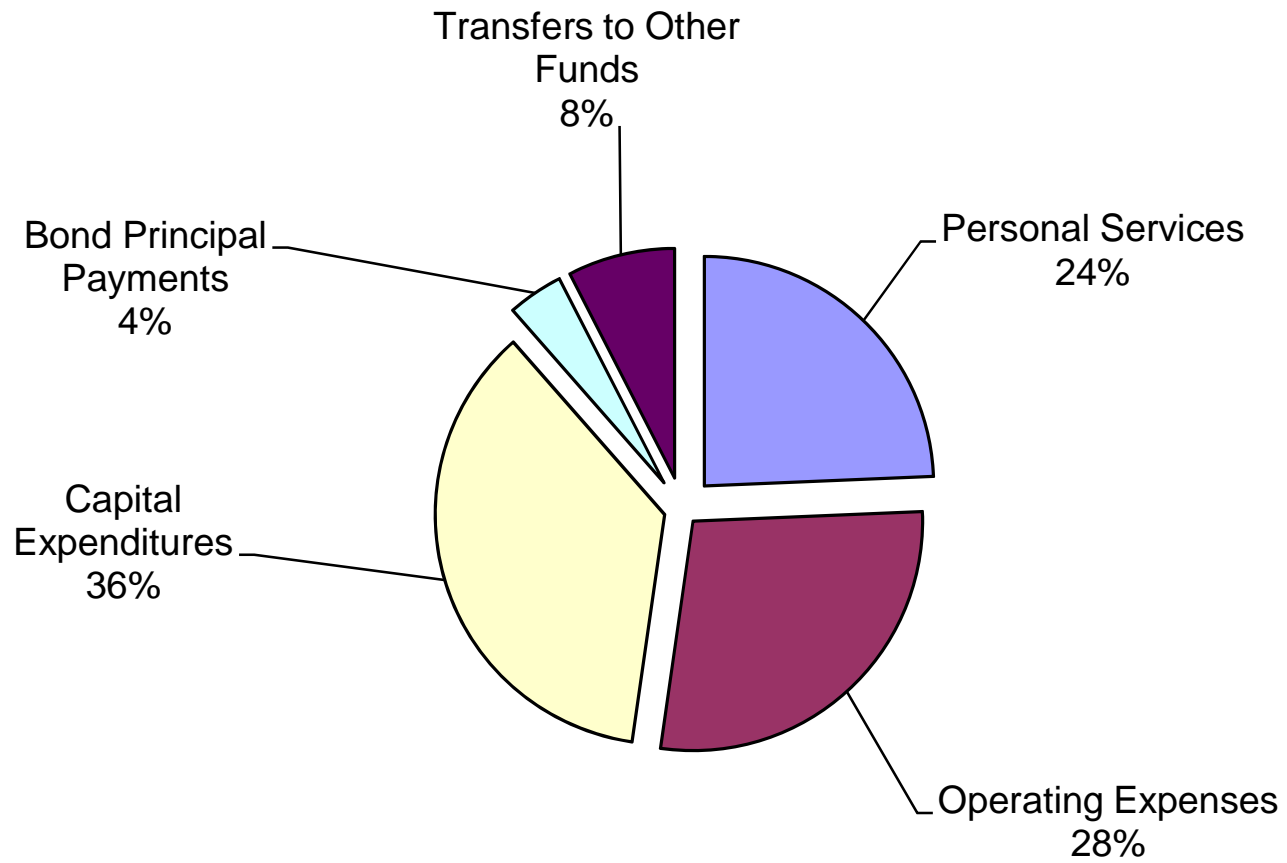
# 2012 ADOPTED BUDGET

## Revenues by Sources



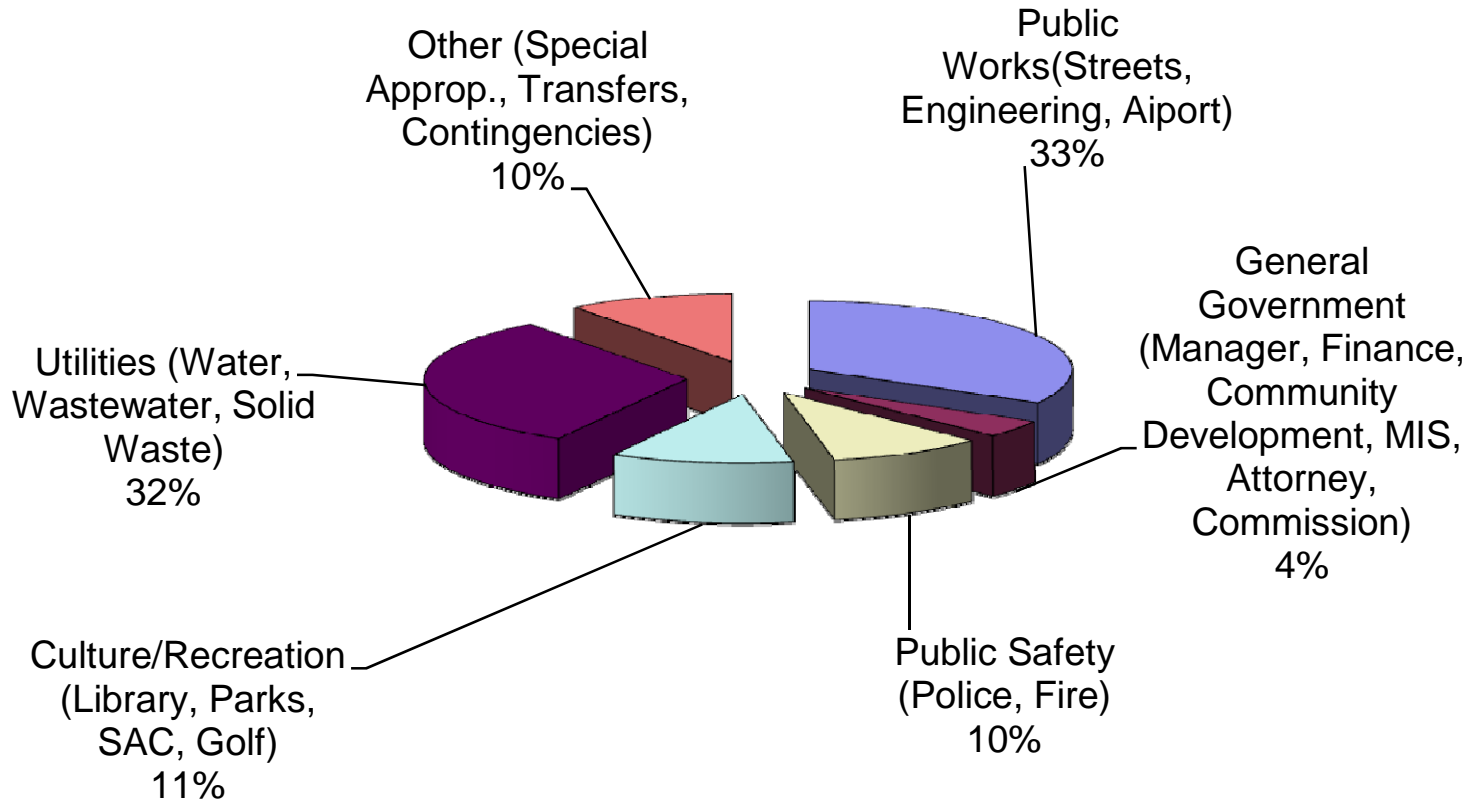
# 2012 ADOPTED BUDGET

## Expenditures by Type



# 2012 ADOPTED BUDGET

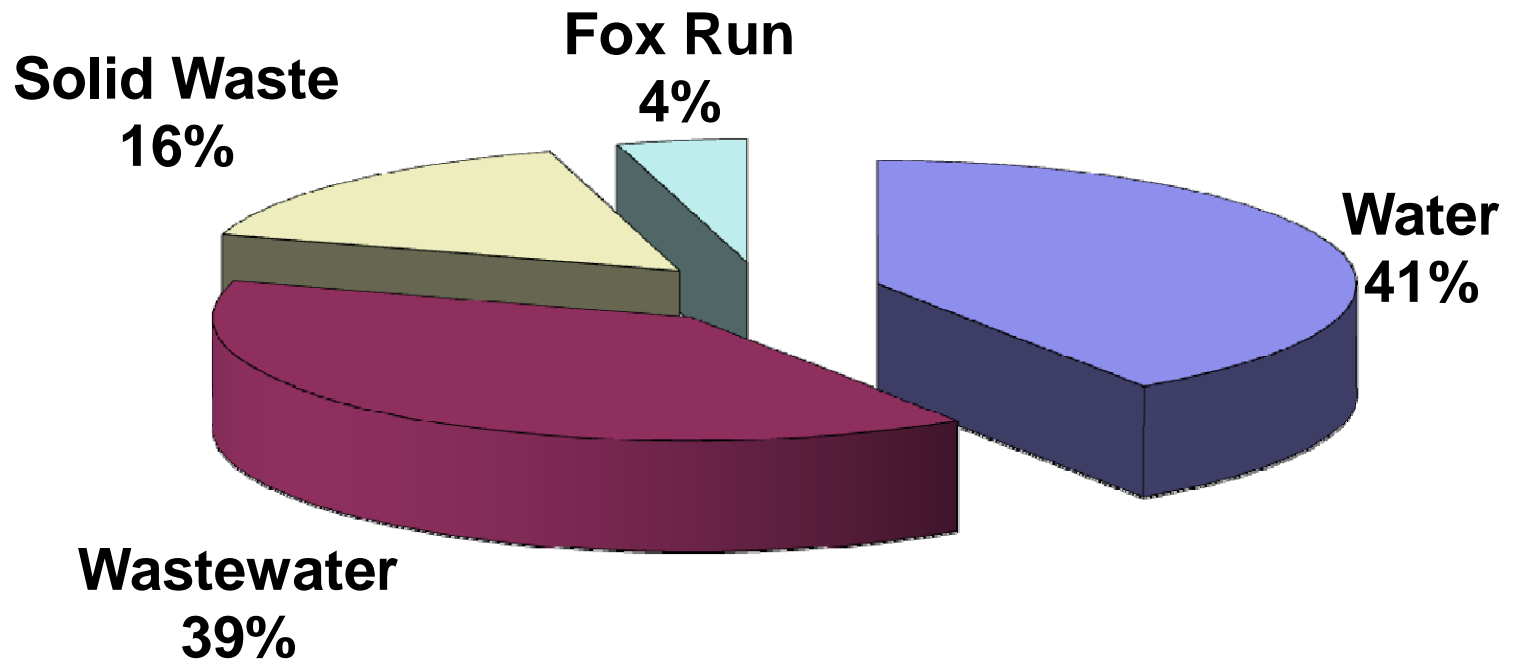
## Expenditures by Function





# 2012 ADOPTED BUDGET

## Billing and Administration



# City of Yankton

ADOPTED 2012 BUDGET

Administration

## Calculation of Administration Charges to Enterprise

Department	Budget Amount	Percent to General	Percent to Enterprise	Amount to General	Amount to Enterprise	
City Commission	\$122,935	45%	55%	\$55,321	\$67,614	
City Manager's Office	\$298,996	45%	55%	\$134,548	\$164,448	
City Attorney	\$49,433	45%	55%	\$22,245	\$27,188	
Finance Office	\$565,147	30%	70%	\$169,544	\$395,603	
Information Services	\$252,834	45%	55%	\$113,775	\$139,059	
Community Development	\$333,034	45%	55%	\$149,865	\$183,169	
Engineering Office	\$576,466	35%	65%	\$201,763	\$374,703	
City Hall	\$198,291	45%	55%	\$89,231	\$109,060	
Parks & Recreation	\$1,008,984	75%	25%	\$756,738	\$252,246	
<b>Total</b>	<b>\$3,406,120</b>			<b>\$1,693,031</b>	<b>\$1,713,089</b>	<b>\$1,415,113</b> <b>\$1,457,566</b>

## Calculation of Cost Allocation to Enterprise Funds

Department	Revenue	% of Total Revenue	% based on fixed amount for Golf	Amount of Admin	City Clean up week	Amount Charged
Water	\$3,185,147	41.60%	42.88%	\$625,004	\$0	\$625,004
Wastewater	\$2,721,048	35.54%	41.26%	\$601,392	\$0	\$601,392
Solid Waste	\$811,206	10.59%	11.24%	\$163,830	\$80,000	\$243,830
Fox Run	\$939,500	12.27%	4.62%	\$67,340	\$0	\$67,340
<b>Total</b>	<b>\$7,656,901</b>	<b>100%</b>	<b>100%</b>	<b>\$1,457,566</b>	<b>\$80,000</b>	<b>\$1,537,566</b>



ACTUAL VALUE OF HOME = \$85,000

To determine City tax liability multiply taxable valuation  
by adopted mill levy  
 $\$85,000 \times .926^* \times .00321 = \$252.66$

TAXABLE VALUATION: \$78,710 ( $\$85,000 \times .926$ )  
CITY TAX LIABILITY: \$252.66

#### MONTHLY EXPENSE FOR CITY SERVICES

To determine the monthly expense for City services divide tax  
liability by 12 months  
 $\$252.66 \div 12 = \$21.06$  per month

\* 2011 valuation 92.6% of full and true value

#### VALUE OF YOUR CITY OF YANKTON DOLLAR

The following list represents a sampling of the City services provided for the \$21.97 per month:

Fire Protection	Public Works
Police Protection	Municipal Airport
Street Marking	Building Inspection
Street Maintenance	Municipal Band
Street Lighting	Public Library
Street Sweeping	Snow Removal
Senior Citizens Center	Swimming Pool
Animal Control	Recreation Programs

For comparison purposes, the following items denote common monthly expenses for a Yankton family:

- \* Two 16 gallon tanks of unleaded self-serve fuel at \$3.60 per gallon would cost \$115.20.
- \* Digital cable television service would cost the consumer \$52.95 per month.
- \* Basic telephone service charges for a home with standard touch-tone telephone is \$27.56 per month including all taxes.
- \* An average residential electric bill of 800 kwh per month would cost \$86.35.

## Legal Debt Worksheet

**12-31-09**  
**Assessed Value**

Total Municipal Assessed Value \$ 702,183,455.00  
5% Legal Debt Margin \$ 35,109,172.75

	<b>Outstanding Balance 12-31-10</b>	<b>Net</b>
<b>Issuance</b>		
Sales Tax Revenue Bonds (\$5,960,000 @ 3%)	\$ 2,550,000.00	
Less amount available for debt service:	\$ 1,589,299.74	\$ 960,700.26
SRF Waste Water Loan #1 (\$2,625,000 @ 5.25%)	\$ 1,633,246.08	
SRF Waste Water Loan #2 (\$4,500,000 @ 6%)	\$ 2,995,863.18	
SRF Waste Water Loan #3 (\$6,130,000 @ 3.5%)	\$ 4,433,767.24	
Sub-total	\$ 9,062,876.50	
Less amount available for debt service:	\$ 918,571.52	\$ 8,144,304.98
SRF Water Loan #1 (\$3,460,000 @ 3.5%)	\$ 2,554,224.07	
SRF Water Loan #2 (881,430.53 @ 3.25%)	\$ 856,812.64	
SRF Water Loan #3 (\$3,000,000 @ 3.25%)	\$ 690,474.28	
SRF Water Loan #4 (\$1,980,000 @ 3%)	\$ 1,915,187.00	
Sub-total	\$ 6,016,697.99	
Less amount available for debt service:	\$ 352,095.86	\$ 5,664,602.13
Transfer Station Loan #1 (\$285,000 @ 3%)	\$ 226,878.11	
Transfer Station Loan #2 (\$75,000 @ 3%)	\$ 56,804.83	
Transfer Station Loan #3 (\$67,680 @ 3%)	\$ 18,617.73	
Sub-total	\$ 302,300.67	
Less amount available for debt service:	\$ 36,806.84	\$ 265,493.83
Senior Citizens Rural Dev. Loan (\$300,000 @ 4.75%)	\$ 103,455.21	\$ 103,455.21
2009 Fire Stat.Cert.of Participation (\$2,420,000 @ 4.562 Avg. %)	\$ 2,225,000.00	\$ 2,225,000.00
Total Legal Debt		\$ 17,363,556.41
Additional Debt Available		\$ 17,745,616.34

**City of Yankton**  
**Adopted 2012 Budget**

ANALYSIS OF CASH BALANCE, REVENUES, TRANSFERS  
EXPENDITURES, AND APPROPRIATIONS FOR GENERAL FUND

**Fund: General**

ACCOUNT DESCRIPTION	2008 ACTUAL	2009 ACTUAL	2010 ACTUAL	2011 ADOPTED	2011 Y.T.D.	2011 ESTIMATED	2012 ADOPTED
Beginning Balance 1-1	\$1,431,300	\$1,422,590	\$3,205,388	\$3,232,446	\$3,232,446	\$3,232,446	\$1,274,831
<b>Revenues:</b>							
Current Property Taxes	\$1,837,093	\$1,930,299	\$2,006,923	\$2,089,905	\$669,598	\$2,089,905	\$2,196,490
Other Taxes	\$4,080,751	\$4,635,359	\$4,512,771	\$4,412,632	\$1,506,258	\$4,612,325	\$4,732,475
Licenses & Permits	\$179,514	\$430,539	\$329,279	\$337,300	\$171,955	\$349,300	\$349,300
Intergovernmental Revenues	\$575,610	\$646,379	\$658,031	\$649,233	\$205,984	\$581,414	\$683,486
Charges for Goods & Services	\$2,226,290	\$1,992,350	\$1,882,352	\$1,952,428	\$796,850	\$1,965,374	\$2,010,506
Fines & Forfeits	\$32,798	\$23,307	\$27,390	\$33,000	\$8,491	\$26,800	\$26,800
Miscellaneous	\$100,196	\$2,609,386	\$88,655	\$31,300	\$21,085	\$47,000	\$39,300
<b>Total Revenue</b>	<b>\$9,032,252</b>	<b>\$12,267,619</b>	<b>\$9,505,401</b>	<b>\$9,505,798</b>	<b>\$3,380,221</b>	<b>\$9,672,118</b>	<b>\$10,038,357</b>
Transfers In	\$228,937	\$110,643	\$111,521	\$115,150	\$46,350	\$229,230	\$387,441
Due To / Due From Other Funds	\$317,917	(\$56,828)	(\$292,668)	\$0	\$0	\$0	\$0
<b>Total Funds Available</b>	<b>\$11,010,406</b>	<b>\$13,744,024</b>	<b>\$12,529,642</b>	<b>\$12,853,394</b>	<b>\$6,659,017</b>	<b>\$13,133,794</b>	<b>\$11,700,629</b>
Transfers Out	\$1,434,970	\$1,235,025	\$1,344,022	\$1,540,817	\$724,320	\$2,298,923	\$2,648,754
Expenditures/Appropriations	\$8,152,846	\$9,303,611	\$7,953,174	\$10,260,767	\$3,536,445	\$9,560,041	\$9,051,875
<b>Total Funds Committed</b>	<b>\$9,587,816</b>	<b>\$10,538,636</b>	<b>\$9,297,196</b>	<b>\$11,801,584</b>	<b>\$4,260,765</b>	<b>\$11,858,964</b>	<b>\$11,700,629</b>
Ending Balance 12-31	\$1,422,590	\$3,205,388	\$3,232,446	\$1,051,810	\$2,398,252	\$1,274,831	\$0



**City of Yankton**  
**Adopted 2012 Budget**

**Fund: General**

ACCOUNT NO.	DESCRIPTION	2008 ACTUAL	2009 ACTUAL	2010 ACTUAL	2011 ADOPTED	2011 Y.T.D.	2011 ESTIMATED	2012 ADOPTED
101 31xx	Property Tax Current	\$1,837,093	\$1,930,299	\$2,006,923	\$2,089,905	\$669,598	\$2,089,905	\$2,196,490
101 31xx	Property Tax All Prior	\$13,878	(\$7,424)	\$35,368	\$20,000	\$12,180	\$20,000	\$20,000
101 3128	Property Tax Mobile Home	\$5,636	\$1,311	\$1,241	\$1,300	\$569	\$1,200	\$1,200
101 3130	Airflight Property Tax	\$0	\$0	\$0	\$0	\$0	\$0	\$0
101 3140	General Sales and Use Tax	\$3,707,484	\$4,155,859	\$3,946,796	\$3,876,000	\$1,309,773	\$4,073,093	\$4,194,943
101 3150	Yankton Road Tax	\$321,692	\$301,316	\$326,705	\$325,000	\$120,091	\$326,000	\$326,000
101 3155	Fire Station Opt-Out	\$0	\$180,598	\$194,260	\$190,232	\$62,086	\$190,232	\$190,232
101 3160	Prior TID #1 Taxes	\$31,991	\$0	\$0	\$0	\$0	\$0	\$0
101 3190	Pen. & Int. on Delinquent Tax	\$70	\$3,699	\$8,401	\$100	\$1,559	\$1,800	\$100
	<b>Subtotal Taxes</b>	<b>\$5,917,844</b>	<b>\$6,565,658</b>	<b>\$6,519,694</b>	<b>\$6,502,537</b>	<b>\$2,175,856</b>	<b>\$6,702,230</b>	<b>\$6,928,965</b>
101 3210	Liquor Licenses	\$48,515	\$44,359	\$48,065	\$48,500	\$6,553	\$48,500	\$48,500
101 3220	Other Licenses	\$20,381	\$20,254	\$22,650	\$21,000	\$3,874	\$23,000	\$23,000
101 3230	Permits	\$54,758	\$62,619	\$59,807	\$60,000	\$16,225	\$60,000	\$60,000
101 3231	Zoning Fees	\$100	\$575	\$300	\$300	\$300	\$300	\$300
101 3232	Storm Water Permit Fee	\$1,480	\$1,665	\$1,445	\$1,500	\$155	\$1,500	\$1,500
101 3233	Golf Car Permits	\$0	\$0	\$0	\$0	\$375	\$500	\$500
101 3240	Cable TV Franchise	\$39,662	\$286,068	\$181,563	\$190,000	\$138,088	\$200,000	\$200,000
101 3241	Tower Lease	\$14,618	\$14,999	\$15,449	\$16,000	\$6,385	\$15,500	\$15,500
	<b>Subtotal Licenses &amp; Permits</b>	<b>\$179,514</b>	<b>\$430,539</b>	<b>\$329,279</b>	<b>\$337,300</b>	<b>\$171,955</b>	<b>\$349,300</b>	<b>\$349,300</b>
101 3311	Disaster Reimbursement - Blizzard	\$0	\$36,712	\$0	\$0	\$0	\$0	\$0
101 3340	FEMA State	\$0	\$4,895	\$0	\$0	\$0	\$0	\$0
101 3352	Bulletproof Partnership Grant	\$1,718	\$1,527	(\$1,158)	\$1,800	\$0	\$1,000	\$1,000
101 3354	Police Grant	\$1,500	\$0	\$42,537	\$0	\$0	\$0	\$0
101 3355	Energy Efficiency Grant	\$0	\$0	\$61,600	\$0	\$0	\$0	\$0
101 3359	Fire Grant	\$0	\$29,686	\$0	\$95,000	\$0	\$65,873	\$95,000
101 3360	Senior Citizens Center Grant	\$0	\$0	\$0	\$0	\$0	\$0	\$46,218
101 3361	Liquor Tax Reversions	\$82,320	\$82,217	\$84,667	\$82,000	\$19,245	\$85,000	\$85,000
101 3362	Amusement Machine Fees	\$2,700	\$2,832	\$2,616	\$3,000	\$0	\$2,600	\$2,600
101 3363	State Road Aid	\$172,683	\$187,064	\$198,244	\$175,000	\$65,357	\$205,000	\$205,000
101 3366	Housing Authority Admin.	\$42,883	\$42,480	\$45,233	\$48,183	\$18,705	\$46,600	\$48,000
101 3372	10% Motor Vehicle Licenses	\$58,609	\$61,750	\$61,682	\$62,000	\$22,035	\$62,000	\$62,000
101 3373	Bank Franchise Fee	\$41,026	\$39,574	\$24,080	\$40,000	\$31,091	\$31,091	\$31,091
101 3374	County Share of Senior Citizens	\$74,571	\$55,156	\$43,530	\$47,250	\$9,551	\$47,250	\$72,577
101 3375	County Share of Airport Operations	\$15,000	\$15,000	\$15,000	\$15,000	\$15,000	\$15,000	\$15,000
101 3377	County Share of Dispatch	\$55,000	\$60,000	\$60,000	\$60,000	\$15,000	\$0	\$0
101 3380	County Share of Library Budget	\$20,000	\$20,000	\$20,000	\$20,000	\$10,000	\$20,000	\$20,000
101 3385	E911 Funds	\$0	\$1,653	\$0	\$0	\$0	\$0	\$0
101 3390	Yankton School District - Police Grant	\$7,600	\$5,833	\$0	\$0	\$0	\$0	\$0
	<b>Subtotal Intergvt. Revenues</b>	<b>\$575,610</b>	<b>\$646,379</b>	<b>\$658,031</b>	<b>\$649,233</b>	<b>\$205,984</b>	<b>\$581,414</b>	<b>\$683,486</b>

**City of Yankton**  
**Adopted 2012 Budget**

**Fund: General**

ACCOUNT NO.	DESCRIPTION	2008 ACTUAL	2009 ACTUAL	2010 ACTUAL	2011 ADOPTED	2011 Y.T.D.	2011 ESTIMATED	2012 ADOPTED
101 3410	Billing and Admin to Enterprise	\$1,327,947	\$1,393,880	\$1,448,897	\$1,495,113	\$747,557	\$1,495,113	\$1,537,566
101 3417	Senior Citizens/Reimburse	\$2,650	\$2,650	\$2,650	\$2,650	\$2,650	\$2,650	\$2,650
101 3418	Safety Town Registration	\$3,100	\$3,164	\$3,009	\$3,200	\$0	\$3,200	\$3,200
101 3420	Burglar Alarm	\$2,665	\$2,712	\$5,142	\$2,825	\$0	\$0	\$0
101 3421	Insurance Reports	\$619	\$891	\$823	\$700	\$315	\$700	\$700
101 3423	Kennel Fees	\$303	\$372	\$200	\$300	\$131	\$300	\$300
101 3428	Rural Fire District	\$1,931	\$9,917	\$10,533	\$7,000	\$9,568	\$9,873	\$7,000
101 3430	Eng. & Admin. Special Projects	\$128,355	\$181,512	\$123,510	\$110,000	\$0	\$110,000	\$120,000
101 3432	Weed Cutting	\$255	\$490	\$727	\$200	\$278	\$278	\$250
101 3434	Assessment Roll-Interest	\$14	\$32	\$19	\$20	\$15	\$20	\$20
101 3436	Equipment & Material Chg-Enterprise	\$25,772	\$26,568	\$19,195	\$10,000	\$5,058	\$20,000	\$20,000
101 3437	Equip & Material Chg - Streets	\$541,804	\$277,215	\$194,587	\$250,000	\$0	\$250,000	\$250,000
101 3441	Airport Terminal Rentals	\$2,800	\$2,000	\$2,400	\$2,400	\$1,400	\$2,400	\$2,400
101 3442	Airport Fuel Commissions	\$136,071	\$7,892	\$5,789	\$5,000	\$581	\$5,000	\$5,000
101 3443	Airport Building Rental	\$12,900	\$24,456	\$18,991	\$23,000	\$5,414	\$20,000	\$20,000
101 3444	Airport Land Rental	\$19,424	\$39,167	\$21,318	\$21,000	\$10,842	\$21,000	\$21,000
101 3445	Airport Self Fuel	\$0	\$0	\$0	\$0	\$1,000	\$1,200	\$1,200
101 3450	Library Copy Fees	\$2,415	\$1,713	\$1,075	\$2,400	\$639	\$1,500	\$1,000
101 3451	Non-Resident Library Cards	\$7,350	\$7,676	\$7,446	\$7,500	\$3,026	\$7,500	\$7,500
101 3452	Library A.V. Fees	\$837	\$1,131	\$978	\$700	\$340	\$1,000	\$1,000
101 3453	Library Long or (Short)	\$72	\$76	\$21	\$20	\$6	\$20	\$20
101 3454	Sale of Withdrawn Items	\$857	\$745	\$663	\$800	\$245	\$600	\$600
101 3455	Other - Library Revenues	\$2,015	\$2,690	\$2,805	\$2,000	\$946	\$2,000	\$2,000
101.3456	PC Printing	\$2,983	\$4,043	\$5,102	\$3,000	\$1,567	\$4,000	\$4,000
101 3490	Sale of Materials	\$1,704	\$241	\$268	\$1,100	\$37	\$1,100	\$1,100
101 3491	Other Non-Taxable	\$1,447	\$1,117	\$3,006	\$1,500	\$5,226	\$6,000	\$2,000
101 3492	Other Taxable	\$0	\$0	\$3,198	\$0	\$9	\$20	\$0
Subtotal for Goods and Services		\$2,226,290	\$1,992,350	\$1,882,352	\$1,952,428	\$796,850	\$1,965,374	\$2,010,506
101 3510	Court Fines	\$18,160	\$10,516	\$12,181	\$18,000	\$2,282	\$12,000	\$12,000
101 3511	Parking Fines	\$10,780	\$8,849	\$11,458	\$11,000	\$4,760	\$11,000	\$11,000
101 3520	Library Fines	\$3,858	\$3,942	\$3,751	\$4,000	\$1,449	\$3,800	\$3,800
Subtotal Fines		\$32,798	\$23,307	\$27,390	\$33,000	\$8,491	\$26,800	\$26,800
101 3610	Interest	\$18,594	\$26,199	\$25,927	\$12,000	\$7,389	\$20,000	\$20,000
101 3612	Sale of Fixed Assets	\$30,624	\$36,125	\$6,658	\$10,000	\$0	\$10,000	\$10,000
101 3614	Bond Proceeds	\$0	\$2,420,000	\$0	\$0	\$0	\$0	\$0
101 3615	Misc Reimbursements	\$42,158	\$61,616	\$46,287	\$4,000	\$7,969	\$10,000	\$4,000
101 3640	Compensation for Loss & Damage	\$6,218	\$63,619	\$6,599	\$3,000	\$5,017	\$5,100	\$3,000
101 3641	Library Comp for Loss & Damage	\$1,793	\$1,726	\$2,027	\$1,800	\$610	\$1,800	\$1,800
101 3660	Private Donations	\$809	\$101	\$1,157	\$500	\$100	\$100	\$500
Subtotal Miscellaneous		\$100,196	\$2,609,386	\$88,655	\$31,300	\$21,085	\$47,000	\$39,300
101 3923	From BBB	\$22,450	\$17,943	\$18,821	\$22,450	\$0	\$65,450	\$217,450
101 3927	From 911 Fund / Dispatch	\$0	\$0	\$0	\$0	\$0	\$71,080	\$74,091
101 3940	From Special Assessment/Capital	\$0	\$0	\$0	\$0	\$0	\$0	\$0
101 3950	From Capital Projects	\$0	\$0	\$0	\$0	\$0	\$0	\$0
101 3960	From Utilities Promotion	\$92,700	\$92,700	\$92,700	\$92,700	\$46,350	\$92,700	\$92,700
101 3966	From TID #1 Roads & Lands	\$113,787	\$0	\$0	\$0	\$0	\$0	\$0
101 3967	From TID #5	\$0	\$0	\$0	\$0	\$0	\$0	\$3,200
Subtotal Other Sources		\$228,937	\$110,643	\$111,521	\$115,150	\$46,350	\$229,230	\$387,441
Total General Fund		\$9,261,189	\$12,378,262	\$9,616,922	\$9,620,948	\$3,426,571	\$9,901,348	\$10,425,798

# **CITY COMMISSION AND MAYOR**

## **ACCOUNT #101-101**

**PURPOSE OF THIS DEPARTMENT:** Why does this department exist?

The City Commission is elected to set the general direction of City policy. The Commission legislates by the passage of ordinances and resolutions. In addition, the Commission provides for the City's long-term planning.

**DEPARTMENT PERSONNEL:** Nine part-time Commissioners. Three are elected each year for three-year terms. The Commission elects a Mayor from within its ranks to preside at City Commission meetings.

---

**GOALS OF THIS DEPARTMENT:** What will this department attempt to accomplish this year?

The City Commission represents the citizens of Yankton and establishes policies for the City Administration for implementation to ensure effective and efficient operation of City services, facilities, and capital improvements.

**OBJECTIVES FOR REACHING OUR GOALS:**

- To provide a framework and direction for the City's long-term plan.
- To adopt a balanced budget.
- To continue to explore and implement cooperative efforts and programs with other political subdivisions.
- Continue to conduct annual planning retreat.
- Implement goals identified in comprehensive planning process.

---

**INTENDED OUTCOMES FROM BUDGET EXPENDITURES**

The 2012 City Commission budget impacts are intended to discover the benefits from paperless initiatives that allow for cost and labor savings within the department as part of an organization wide effort.

Funding that is provided in the Commission budget is also provided to generate increased governance training as part of the orientation process for newly elected commissioners. Utilizing the National League of Cities as a resource is intended to enhance capacities and generate additional policy development tools for the municipality's governing body.



**City of Yankton**  
**Adopted 2012 Budget**

Fund: **General**

Function: **General Government**

Activity: **City Commission**

ACCOUNT NO.	DESCRIPTION	2008 ACTUAL	2009 ACTUAL	2010 ACTUAL	2011 ADOPTED	2011 Y.T.D.	2011 ESTIMATED	2012 ADOPTED
101 101 102	Temp. Salaries & Wages	\$26,200	\$26,200	\$26,200	\$27,393	\$10,917	\$26,200	\$26,921
101 101 111	OASI	\$2,004	\$2,004	\$2,004	\$2,096	\$835	\$2,096	\$2,059
101 101 131	Worker's Compensation	\$69	\$69	\$60	\$88	\$0	\$88	\$97
101 101 133	Unemployment Insurance	\$85	\$111	\$219	\$418	\$61	\$418	\$439
101 101 141	Employee Committee	\$3,525	\$5,794	\$4,924	\$6,000	\$1,103	\$6,000	\$6,000
	Subtotal Personnel Services	\$31,883	\$34,178	\$33,407	\$35,995	\$12,916	\$34,802	\$35,516
101 101 201	Insurance	\$8,627	\$8,557	\$9,106	\$10,017	\$9,461	\$10,017	\$11,019
101 101 202	Professional Services	\$40,951	\$7,924	\$6,805	\$45,000	\$20,185	\$45,000	\$10,000
101 101 203	Audit	\$9,966	\$28,807	\$14,256	\$18,000	\$0	\$18,000	\$18,000
101 101 211	Publishing	\$13,816	\$11,290	\$9,277	\$24,000	\$4,245	\$20,000	\$24,000
101 101 232	Office Supplies	\$304	\$500	\$417	\$800	\$886	\$1,200	\$1,200
101 101 233	Printing & Binding	\$327	\$0	\$0	\$500	\$0	\$500	\$500
101 101 234	Copies	\$3,736	\$5,399	\$7,250	\$5,500	\$3,671	\$7,500	\$5,500
101 101 235	Subscriptions & Publications	\$0	\$0	\$0	\$200	\$0	\$200	\$200
101 101 261	Membership Dues	\$4,817	\$4,942	\$5,096	\$5,000	\$110	\$5,000	\$6,500
101 101 265	Conference & Meetings	\$2,219	\$1,923	\$2,151	\$3,500	\$1,370	\$6,500	\$10,000
101 101 267	Expense Allowance	\$0	\$0	\$0	\$500	\$0	\$500	\$500
	Subtotal Other Current Expenditure	\$84,763	\$69,342	\$54,358	\$113,017	\$39,928	\$114,417	\$87,419
	Total Expenditures	\$116,646	\$103,520	\$87,765	\$149,012	\$52,844	\$149,219	\$122,935

# **CITY MANAGER ACCOUNT #101-102**

**PURPOSE OF THIS DEPARTMENT:** Why does this department exist?

The City Manager's Office serves as the information center for the City, both within the organization and for the citizens of Yankton. The City Manager implements City Commission policy and other directives in accordance with South Dakota Codified Law (SDCL 9-10-15).

**DEPARTMENT PERSONNEL:** City Manager, one Administrative Secretary and one Human Resource Assistant

---

**GOALS OF THIS DEPARTMENT:** What will this department attempt to accomplish this year?

Ensure prompt, equitable, efficient and economical provision of services to all citizens of the Yankton community.

---

**OBJECTIVES FOR REACHING OUR GOALS:**

- Investigate and implement modern and affordable methods of providing services to its citizens.
- Provide advice, support and alternatives to the Board of City Commissioners through the agenda, operating budget, and five-year capital (CIP) planning process to assist them in making the difficult decisions that impact the future of Yankton.
- Continue active involvement with the non-profit Yankton Area Progressive Growth Board, Economic Development Council, Yankton Chamber of Commerce, and Planning and Development, District III on important economic development, community development, and grant procurement matters.
- Foster a competent and complete work force through advertising and recruitment of vacant positions.
- Establish and maintain cooperative relationships with county, state, and federal officials on various projects affecting Yankton.
- Maintain cooperative relationships with local media to promote City activities and provide information to citizens about services and issues.
- Continue to monitor and implement solutions regarding risk management, contract administration, and other legal matters in consultation with the City Attorney's Office and the City's insurance carrier.

---

**INTENDED OUTCOMES FROM BUDGET EXPENDITURES**

This year's budget represents various initiatives and process improvements that are intended to generate savings, both in expenditures and in labor. With improvements in paperless initiatives, purchasing, and time management systems, we anticipate saving money in various expenditure areas and being able to reallocate resources to needed areas without increasing personnel counts. Additionally, technology and training activities are intended to facilitate the development of additional process improvements including, specifically, the long range financial forecasting of revenues and expenditures that will be able to easily identify impacts of respective decisions for various funds in an easy to use model.

In economic development and community development activity, the proposed budget intends to fully implement the retail development with Greenbow Development and Menards, reflected in the various transfer provisions in various funds throughout the budget.

**City of Yankton**  
Adopted 2012 Budget

Fund: **General**

Function: **General Government**

Activity: **City Manager**

ACCOUNT NO.	DESCRIPTION	2008 ACTUAL	2009 ACTUAL	2010 ACTUAL	2011 ADOPTED	2011 Y.T.D.	2011 ESTIMATED	2012 ADOPTED
101 102 101	Regular Salaries & Wages	\$214,253	\$243,918	\$178,051	\$184,021	\$69,216	\$184,021	\$191,816
101 102 102	Temp. Salaries & Wages	\$0	\$0	\$0	\$3,500	\$0	\$3,500	\$3,500
101 102 103	Overtime Wages	\$0	\$0	\$0	\$350	\$0	\$350	\$350
101 102 111	OASI	\$15,940	\$17,984	\$12,894	\$14,372	\$4,993	\$14,372	\$14,968
101 102 121	Retirement	\$15,623	\$18,150	\$14,297	\$13,828	\$6,299	\$13,828	\$14,412
101 102 131	Worker's Compensation	\$286	\$289	\$251	\$328	\$0	\$328	\$344
101 102 132	Group Insurance	\$21,180	\$25,648	\$21,269	\$26,460	\$9,593	\$26,460	\$29,106
101 102 133	Unemployment Insurance	\$175	\$185	\$459	\$686	\$175	\$686	\$720
	<b>Subtotal Personnel Services</b>	<b>\$267,457</b>	<b>\$306,174</b>	<b>\$227,221</b>	<b>\$243,545</b>	<b>\$90,276</b>	<b>\$243,545</b>	<b>\$255,216</b>
101 102 201	Insurance	\$327	\$321	\$345	\$362	\$358	\$362	\$380
101 102 202	Professional Services	\$7,755	\$364	\$204	\$500	\$70	\$500	\$500
101 102 211	Publishing	\$0	\$32	\$761	\$4,000	\$0	\$4,000	\$4,000
101 102 221	Rep. & Maintenance-Equipment	\$4	\$0	\$0	\$500	\$0	\$500	\$500
101 102 224	Rep. & Maint. Central Garage	\$723	\$0	\$0	\$0	\$0	\$0	\$0
101 102 231	Postage	\$1,092	\$2,300	\$2,396	\$3,300	\$331	\$3,300	\$3,300
101 102 232	Office Supplies	\$1,463	\$1,619	\$946	\$1,700	\$549	\$1,700	\$1,700
101 102 233	Printing & Binding	\$0	\$0	\$0	\$500	\$0	\$500	\$500
101 102 234	Copies	\$4,126	\$5,130	\$4,002	\$5,400	\$477	\$5,400	\$5,400
101 102 235	Subscriptions & Publications	\$315	\$325	\$185	\$500	\$88	\$500	\$500
101 102 261	Membership Dues	\$1,414	\$2,408	\$1,869	\$2,000	\$0	\$2,000	\$2,000
101 102 262	Mileage	\$4,500	\$8,400	\$7,277	\$7,800	\$3,247	\$7,800	\$7,800
101 102 264	Schools	\$145	\$760	\$305	\$7,000	\$1,529	\$7,000	\$7,000
101 102 265	Conference & Meetings	\$6,838	\$7,240	\$7,397	\$6,200	\$4,268	\$6,200	\$6,200
101 102 271	Telephone	\$2,870	\$2,715	\$2,491	\$3,000	\$864	\$3,000	\$3,000
	<b>Subtotal Other Current Expenditures</b>	<b>\$31,572</b>	<b>\$31,614</b>	<b>\$28,178</b>	<b>\$42,762</b>	<b>\$11,781</b>	<b>\$42,762</b>	<b>\$42,780</b>
101 102 350	Equipment	\$155	\$0	\$598	\$1,000	\$0	\$1,000	\$1,000
	<b>Subtotal Capital Expenditures</b>	<b>\$155</b>	<b>\$0</b>	<b>\$598</b>	<b>\$1,000</b>	<b>\$0</b>	<b>\$1,000</b>	<b>\$1,000</b>
	<b>Total Expenditures</b>	<b>\$299,184</b>	<b>\$337,788</b>	<b>\$255,997</b>	<b>\$287,307</b>	<b>\$102,057</b>	<b>\$287,307</b>	<b>\$298,996</b>

**CITY ATTORNEY**  
**ACCOUNT #101-103**

**PURPOSE OF THIS DEPARTMENT:** Why does this department exist?

The purpose of the City Attorney is to serve as the legal consultant, advisor, and representative for the City of Yankton.

**DEPARTMENT PERSONNEL:** one full-time City Attorney, one-part-time City Attorney

**GOALS OF THIS DEPARTMENT:** What will this department attempt to accomplish this year?

The goals of this department are to consult, advise and represent the City of Yankton in any and all capacities as is necessary and to ensure proper legal representation in all aspects of City government.

**City of Yankton**  
**Adopted 2012 Budget**

Fund: **General**

Function: **General Government**

Activity: **City Attorney**

ACCOUNT NO.	DESCRIPTION	2008 ACTUAL	2009 ACTUAL	2010 ACTUAL	2011 ADOPTED	2011 Y.T.D.	2011 ESTIMATED	2012 ADOPTED
101 103 102	Temp. Salaries & Wages	\$20,000	\$32,308	\$37,385	\$36,000	\$13,846	\$36,000	\$36,000
101 103 111	OASI	\$1,530	\$2,472	\$2,860	\$2,754	\$1,059	\$2,754	\$2,754
101 103 131	Worker's Compensation	\$45	\$46	\$48	\$80	\$0	\$80	\$84
101 103 133	Unemployment Insurance	\$53	\$59	\$157	\$567	\$65	\$567	\$595
	Subtotal Personnel Services	\$21,628	\$34,885	\$40,450	\$39,401	\$14,970	\$39,401	\$39,433
101 103 202	Professional Services	\$24,389	\$27,769	\$4,811	\$7,000	\$1,600	\$7,000	\$7,000
101 103 235	Subscriptions & Publications	\$2,448	\$1,043	\$0	\$3,000	\$0	\$3,000	\$3,000
	Subtotal Other Current Expenditures	\$26,837	\$28,812	\$4,811	\$10,000	\$1,600	\$10,000	\$10,000
	Total Expenditures	\$48,465	\$63,697	\$45,261	\$49,401	\$16,570	\$49,401	\$49,433

# **FINANCE OFFICE**

## **ACCOUNT #101-104**

**PURPOSE OF THIS DEPARTMENT:** Why does this department exist?

The primary mission of the Yankton Finance Department is to provide comprehensive and accurate financial services and records management in an efficient manner to ensure the delivery of high quality public services and accountability to its constituents.

**DEPARTMENT PERSONNEL:** one Finance Officer, one Deputy Finance Officer, one Computer Operator, one Municipal Records Clerk, one Utility Customer Service Clerk, and three Accounting Clerks.

---

**GOALS OF THIS DEPARTMENT:** What will this department attempt to accomplish this year?

- 1 Provide timely, accurate reporting of official city proceedings and financial information.
  - 2 Maintain an efficient system for the receipt and payment of city funds, financial reporting and legal reporting.
  - 3 Maximize investment earnings within the limitations of the formal investment policy.
  - 4 Provide excellent customer service.
- 

**OBJECTIVES FOR REACHING OUR GOALS:**

- Maintain budgetary control by monthly review and reporting of all budget variances.
  - Achieve 98% accuracy rate in the receipt and expenditures of city monies to their appropriate funds and accounts.
  - Achieve 85% participation in payroll direct deposit.
  - Achieve 20% participation in ACH bank payment of utility bills.
  - Submit all legal notices via email to official newspaper within respective time frames.
  - Maintain annual utility write-offs at less than 1%.
  - Achieve investment returns equal to market.
  - Maintain cross-training program requirements for Finance Office employees.
  - Establish baseline rating on citizen satisfaction rating for customer service.
- 

**INTENDED OUTCOMES FROM BUDGET EXPENDITURES**

The 2012 Finance budget supports several new programs and procedural improvements that, as part of a greater city-wide effort, will streamline processes intended to reduce costs, offer better service and use of resources and provide improved accountability. Finance is implementing a procurement card program that utilizes technology to reduce cumbersome paperwork and simplify employee purchasing, improve supplier satisfaction and offer financial rebates to the city. A time management system is also being introduced as part of the payroll process which will incorporate additional technology that will enhance accountability in programs and projects and provide a management tool for accessing the best use of city resources.

**City of Yankton**  
**Adopted 2012 Budget**

Fund: **General**

Function: **General Government**

Activity: **Finance Office**

ACCOUNT NO.	DESCRIPTION	2008 ACTUAL	2009 ACTUAL	2010 ACTUAL	2011 ADOPTED	2011 Y.T.D.	2011 ESTIMATED	2012 ADOPTED
101 104 101	Regular Salaries & Wages	\$337,150	\$336,173	\$350,546	\$375,785	\$134,011	\$375,785	\$391,703
101 104 111	OASI	\$25,076	\$24,459	\$25,486	\$28,748	\$9,724	\$28,748	\$29,965
101 104 121	Retirement	\$20,229	\$20,170	\$21,033	\$22,547	\$8,041	\$22,547	\$23,502
101 104 131	Worker's Compensation	\$533	\$541	\$470	\$642	\$0	\$642	\$674
101 104 132	Group Insurance	\$47,277	\$50,497	\$52,873	\$69,161	\$23,853	\$69,161	\$76,077
101 104 133	Unemployment Insurance	\$273	\$362	\$1,214	\$1,260	\$500	\$1,260	\$1,323
	<b>Subtotal Personnel Services</b>	<b>\$430,538</b>	<b>\$432,202</b>	<b>\$451,622</b>	<b>\$498,143</b>	<b>\$176,129</b>	<b>\$498,143</b>	<b>\$523,244</b>
101 104 201	Insurance	\$590	\$579	\$623	\$684	\$648	\$684	\$718
101 104 202	Professional Services	\$16,607	\$16,236	\$16,425	\$18,500	\$4,341	\$18,000	\$18,000
101 104 211	Publishing	\$0	\$0	\$0	\$135	\$0	\$135	\$135
101 104 221	Rep. & Maintenance-Equipment	\$144	\$0	\$0	\$400	\$65	\$400	\$400
101 104 231	Postage	\$2,955	\$2,791	\$2,590	\$3,000	\$642	\$3,000	\$3,000
101 104 232	Office Supplies	\$5,795	\$3,612	\$4,374	\$5,900	\$347	\$5,500	\$5,900
101 104 233	Printing & Binding	\$789	\$609	\$937	\$1,000	\$0	\$1,000	\$1,000
101 104 234	Copies	\$1,688	\$2,342	\$3,791	\$3,000	\$1,540	\$4,500	\$4,500
101 104 235	Subscriptions & Publications	\$285	\$2,002	\$1,442	\$500	\$85	\$500	\$500
101 104 261	Membership Dues	\$290	\$345	\$195	\$250	\$210	\$250	\$250
101 104 264	Schools	\$330	\$450	\$210	\$1,500	\$150	\$1,500	\$1,500
101 104 265	Conference & Meetings	\$1,113	\$210	\$72	\$500	\$19	\$500	\$500
101 104 271	Telephone	\$4,473	\$4,152	\$4,142	\$4,500	\$1,408	\$4,500	\$4,500
	<b>Subtotal Other Current Expenditures</b>	<b>\$35,059</b>	<b>\$33,328</b>	<b>\$34,801</b>	<b>\$39,869</b>	<b>\$9,455</b>	<b>\$40,469</b>	<b>\$40,903</b>
101 104 350	Equipment	\$0	\$0	\$0	\$1,000	\$0	\$1,000	\$1,000
	<b>Subtotal Capital Expenditures</b>	<b>\$0</b>	<b>\$0</b>	<b>\$0</b>	<b>\$1,000</b>	<b>\$0</b>	<b>\$1,000</b>	<b>\$1,000</b>
	<b>Total Expenditures</b>	<b>\$465,597</b>	<b>\$465,530</b>	<b>\$486,423</b>	<b>\$539,012</b>	<b>\$185,584</b>	<b>\$539,612</b>	<b>\$565,147</b>

# INFORMATION SERVICES

## ACCOUNT #101-105

**PURPOSE OF THIS DEPARTMENT:** Why does this department exist?

The vision of the department is to advance the City of Yankton through the effective deployment of information technology. The department is committed to improving the quality and types of services available cost effectively.

**DEPARTMENT PERSONNEL:** one Information Services Manager / Special Projects and one Systems Manager/Computer Operations Technician

---

**GOALS OF THIS DEPARTMENT:** What will this department attempt to accomplish this year?

- 1 Enhance department services and efficiency with technology.
- 2 Facilitate citizen's interaction with the City Government through technology.
- 3 Ensure accurate and fiscally responsible budgeting.
- 4 Analyze, develop and enhance Geographic Information Systems (GIS) technology use in the City.

---

**OBJECTIVES FOR REACHING OUR GOALS:**

- Maintain server uptime exceeding 99.7% annually.
- Provide 24 hours of formal technology related training for the organization.
- Increase unique web site visitors by 10%.
- Answer web inquiries within 24 hours.
- Establish baseline ratings of citizen satisfaction with website.
- Provide accurate and easily understood documents to keep the budget process in line with the budget timeline.
- Project revenue and expenditures to be within 2% of the actual results.
- Inventory and assess current capability and training.
- Develop an effective method for sharing of data between the City's CAD and GIS systems.
- Develop and maintain geographic layers and data for use by staff and the public.

---

**INTENDED OUTCOMES FROM BUDGET EXPENDITURES**

The department's 2012 budget includes the regular replacement of technology related equipment to provide reliable and efficient tools to ensure the City is able to reach its overall organizational goals in every department. In addition, a number of new hardware and software resources will be added to enhance existing services. Paperless packets, electronic time card, data management systems and a number of other improvements are in various stages of being implemented or researched. Technology improvements allow for savings in both real dollars and staff efficiencies.

In addition, technology related services will be consolidated by moving the systems manager position under information services.



**City of Yankton**  
**Adopted 2012 Budget**

Fund: **General**

Function: **General Government**

Activity: **Information Services**

ACCOUNT NO.	DESCRIPTION	2008 ACTUAL	2009 ACTUAL	2010 ACTUAL	2011 ADOPTED	2011 Y.T.D.	2011 ESTIMATED	2012 ADOPTED
101 105 101	Regular Salaries & Wages	\$56,826	\$61,886	\$62,750	\$64,542	\$33,900	\$64,542	\$111,276
101 105 102	Temp. Salaries & Wages	\$2,970	\$0	\$0	\$5,000	\$0	\$5,000	\$5,000
101 105 111	OASI	\$4,710	\$4,731	\$4,798	\$5,320	\$2,592	\$5,320	\$8,895
101 105 121	Retirement	\$3,518	\$3,713	\$3,765	\$3,873	\$2,034	\$3,873	\$6,677
101 105 131	Worker's Compensation	\$0	\$0	\$123	\$7	\$0	\$123	\$258
101 105 132	Group Insurance	\$5,579	\$5,869	\$6,146	\$7,730	\$3,554	\$7,730	\$17,006
101 105 133	Unemployment Insurance	\$46	\$46	\$153	\$158	\$140	\$158	\$332
	<b>Subtotal Personnel Services</b>	<b>\$73,649</b>	<b>\$76,245</b>	<b>\$77,735</b>	<b>\$86,630</b>	<b>\$42,220</b>	<b>\$86,746</b>	<b>\$149,444</b>
101 105 201	Insurance	\$223	\$217	\$235	\$257	\$234	\$257	\$270
101 105 202	Professional Services	\$857	\$1,304	\$857	\$3,000	\$0	\$3,000	\$3,000
101 105 207	Services - PC Network	\$0	\$390	\$0	\$1,500	\$0	\$1,500	\$1,500
101 105 211	Publishing	\$0	\$0	\$0	\$250	\$0	\$250	\$250
101 105 221	Rep. & Maintenance-Equipment	\$911	\$479	\$2,087	\$1,500	\$289	\$1,500	\$1,500
101 105 230	Supplies - PC Network	\$1,986	\$459	\$293	\$2,500	\$293	\$2,500	\$2,500
101 105 231	Postage	\$0	\$0	\$0	\$100	\$0	\$100	\$100
101 105 232	Office Supplies	\$242	\$148	\$94	\$500	\$90	\$500	\$500
101 105 234	Copies	\$0	\$203	\$0	\$100	\$0	\$100	\$100
101 105 235	Subscriptions & Publications - Software / Aeria	\$30	\$0	\$842	\$8,000	\$442	\$8,000	\$8,000
101 105 261	Membership Dues	\$0	\$0	\$0	\$100	\$0	\$100	\$100
101 105 264	Schools	\$0	\$630	\$0	\$2,000	\$0	\$2,000	\$2,000
101 105 265	Conference & Meetings	\$75	\$71	\$128	\$1,000	\$44	\$1,000	\$1,000
101 105 270	Internet Access	\$8,631	\$15,506	\$9,988	\$14,820	\$4,483	\$14,820	\$14,820
101 105 271	Telephone	\$0	\$0	\$0	\$750	\$0	\$750	\$750
	<b>Subtotal Other Current Expenditures</b>	<b>\$12,955</b>	<b>\$19,407</b>	<b>\$14,524</b>	<b>\$36,377</b>	<b>\$5,875</b>	<b>\$36,377</b>	<b>\$36,390</b>
101 105 350	Equipment	\$31,860	\$17,996	\$5,347	\$96,000	\$0	\$96,000	\$67,000
	<b>Subtotal Capital Expenditures</b>	<b>\$31,860</b>	<b>\$17,996</b>	<b>\$5,347</b>	<b>\$96,000</b>	<b>\$0</b>	<b>\$96,000</b>	<b>\$67,000</b>
	<b>Total Expenditures</b>	<b>\$118,464</b>	<b>\$113,648</b>	<b>\$97,606</b>	<b>\$219,007</b>	<b>\$48,095</b>	<b>\$219,123</b>	<b>\$252,834</b>

# **COMMUNITY DEVELOPMENT**

## **ACCOUNT #101-106**

**PURPOSE OF THIS DEPARTMENT:** Why does this department exist?

To foster the continued development of a well planned, healthy, and vibrant city with a strong economic base, excellent employment opportunities, and a wide range of diversified housing opportunities for the citizenry

To protect the health, safety, and welfare of the citizens by providing exemplary customer service in the administration and enforcement of adopted building related codes and ordinances and to seek compliance to the Municipal Code by providing citizens guidance and direction for the resolution of problems and violations in a friendly, fair and impartial manner.

**DEPARTMENT PERSONNEL:** one Community Development Director; one Building Official, and one Building Inspector.

---

**GOALS OF THIS DEPARTMENT:** What will this department attempt to accomplish this year?

- 1 Provide our citizens safe, well-planned neighborhoods in which to live, work and play.
- 2 Provide effective and efficient building services.
- 3 Provide code enforcement activities that improve the quality of life in the City of Yankton.

---

**OBJECTIVES FOR REACHING OUR GOALS:**

- Establish baseline ratings for citizen satisfaction components.
- Provide bi-annual citizen forum in conjunction with two regular Planning Commission meetings.
- Each new structure shall have had three building and three plumbing inspections during the process of construction. Inspections will occur within one business day of the request.
- Plan review requests will be responded to within 10 days for commercial projects and three days for residential projects.
- Nuisance and weed inspections will have been responded to within one business day of receipt of information and notifications will have been sent out within one business day after inspection.
- Building and other abatement cases will have been resolved within four months of an initial finding.

---

**INTENDED OUTCOMES FROM BUDGET EXPENDITURES**

The 2012 operational and capital budgets continue to focus on investments that promote a well planned, safe and healthy City with an emphasis on investment in areas that will improve efficiencies. Investment in staff continuing education opportunities and funding of an active nuisance abatement program will yield both short term and long term results. These commitments ensure that staff is functioning with the most current technical and legal information and has the resources to act when necessary.

**City of Yankton**  
Adopted 2012 Budget

Fund: **General**

Function: **General Government**

Activity: **Community Development**

ACCOUNT NO.	DESCRIPTION	2008 ACTUAL	2009 ACTUAL	2010 ACTUAL	2011 ADOPTED	2011 Y.T.D.	2011 ESTIMATED	2012 ADOPTED
101 106 101	Regular Salaries & Wages	\$0	\$0	\$168,974	\$174,463	\$65,265	\$174,463	\$221,853
101 106 102	Temp. Salaries & Wages	\$0	\$0	\$9,976	\$10,000	\$2,244	\$10,000	\$0
101 106 103	Overtime Wages	\$0	\$0	\$0	\$0	\$0	\$0	\$0
101 106 111	OASI	\$0	\$0	\$12,891	\$14,111	\$4,841	\$14,111	\$16,972
101 106 121	Retirement	\$0	\$0	\$10,139	\$10,468	\$3,916	\$10,468	\$13,311
101 106 131	Worker's Compensation	\$0	\$0	\$307	\$1,050	\$0	\$1,050	\$1,403
101 106 132	Group Insurance	\$0	\$0	\$19,844	\$23,191	\$9,445	\$23,191	\$33,240
101 106 133	Unemployment Insurance	\$0	\$0	\$518	\$473	\$197	\$473	\$655
	Subtotal Personnel Services	\$0	\$0	\$222,649	\$233,756	\$85,908	\$233,756	\$287,434
101 106 201	Insurance	\$0	\$0	\$0	\$500	\$0	\$500	\$500
101 106 202	Professional Services	\$0	\$0	\$532	\$2,000	\$5	\$2,000	\$2,000
101 106 204	Abatement	\$0	\$0	\$4,648	\$25,000	\$1,008	\$25,000	\$25,000
101 106 211	Publishing	\$0	\$0	\$1,595	\$2,000	\$203	\$1,000	\$2,000
101 106 221	Rep. & Maintenance-Equipment	\$0	\$0	\$0	\$100	\$0	\$100	\$100
101 106 222	Rep. & Maint.-Vehicles	\$0	\$0	\$0	\$500	\$0	\$500	\$500
101 106 224	Rep. & Maint. Central Garage	\$0	\$0	\$35	\$6,000	\$0	\$3,000	\$3,000
101 106 231	Postage	\$0	\$0	\$645	\$1,000	\$785	\$1,500	\$1,500
101 106 232	Office Supplies	\$0	\$0	\$543	\$500	\$352	\$500	\$500
101 106 234	Copies	\$0	\$0	\$1,623	\$2,000	\$668	\$2,000	\$2,000
101 106 235	Subscriptions & Publications	\$0	\$0	\$0	\$200	\$235	\$250	\$200
101 106 261	Membership Dues	\$0	\$0	\$1,055	\$1,300	\$455	\$1,300	\$1,300
101 106 262	Mileage	\$0	\$0	\$1,150	\$1,200	\$500	\$1,200	\$1,200
101 106 265	Conference & Meetings	\$0	\$0	\$1,171	\$3,000	\$226	\$3,000	\$3,000
101 106 271	Telephone	\$0	\$0	\$893	\$900	\$374	\$900	\$900
	Subtotal Other Current Expenditures	\$0	\$0	\$13,890	\$46,200	\$4,811	\$42,750	\$43,700
101 106 350	Equipment	\$0	\$0	\$518	\$0	\$0	\$0	\$1,900
	Subtotal Capital Expenditures	\$0	\$0	\$518	\$0	\$0	\$0	\$1,900
	Total Expenditures	\$0	\$0	\$237,057	\$279,956	\$90,719	\$276,506	\$333,034

<p style="text-align: center;"><b>CONTINGENCY FUND</b> <b>ACCOUNT #101-109</b></p>
--

**PURPOSE OF THIS DEPARTMENT:** Why does this department exist?

The purpose of the Contingency Fund is to reserve money in each year's budget to pay for unbudgeted and unexpected expenditures that may arise.

**GOALS OF THIS FUND:** What will this department attempt to accomplish this year?

The goal is to reserve approximately \$100,000 for unbudgeted or unplanned expenditures.

**City of Yankton**  
**Adopted 2012 Budget**

Fund: <b>General</b>		Function: <b>General Government</b>			Activity: <b>Contingency</b>			
ACCOUNT NO.	DESCRIPTION	2008 ACTUAL	2009 ACTUAL	2010 ACTUAL	2011 ADOPTED	2011 Y.T.D.	2011 ESTIMATED	2012 ADOPTED
101 109 601	Contingency	\$0	\$0	\$0	\$200,000	\$0	\$100,000	\$200,000
	Total Expenditures	\$0	\$0	\$0	\$200,000	\$0	\$100,000	\$200,000

# **YANKTON POLICE DEPARTMENT**

## **ACCOUNT #101-111**

**PURPOSE OF THIS DEPARTMENT:** Why does this department exist?

The Yankton Police Department's primary mission is to provide the highest quality public safety for the people who live, work, play and visit within the corporate limits of Yankton and to protect their property. We will constantly evaluate and improve our efforts to enhance public safety with the goal of improving the quality of life within the City of Yankton, while at the same time maintaining the respect for individual rights and human dignity.

**DEPARTMENT PERSONNEL:** 26 Sworn Officers including 1 Chief of Police, 1 Lieutenant, 3 Detectives, 3 Sergeants, 3 Corporals, 14 Patrol Officers which includes 2 K-9 Units, 8 Dispatchers and 2 Clerks. Eight Police Officers serve as DARE Officers and Liaison Officers with our schools.

---

**GOALS OF THIS DEPARTMENT:** What will this department attempt to accomplish this year?

- 1 Creating a community where people feel safe.
- 2 Creating a community where people are safe

---

**OBJECTIVES FOR REACHING OUR GOALS:**

- Establish baseline ratings measuring the community's perceptions of safety.
- Establish streamlined reporting processes and baseline data on clearance rate for property crime
- Establish streamlined reporting processes and baseline data on clearance rate for violent crime
- Establish baseline data for response times and related information from dispatch to scene.

---

**INTENDED OUTCOMES FROM BUDGET EXPENDITURES**

The objectives for the Police 2012 budget are to restructure the department for more efficient use of personnel. Training and equipment purchases will facilitate the development of the entire staff and their ability to provide services to the Yankton community.

**City of Yankton**  
Adopted 2012 Budget

Fund: <b>General</b>		Function: <b>Public Safety</b>			Activity: <b>Police</b>			
ACCOUNT NO.	DESCRIPTION	2008 ACTUAL	2009 ACTUAL	2010 ACTUAL	2011 ADOPTED	2011 Y.T.D.	2011 ESTIMATED	2012 ADOPTED
101 111 101	Regular Salaries & Wages	\$1,491,070	\$1,512,327	\$1,562,915	\$1,680,302	\$619,176	\$1,377,832	\$1,408,323
101 111 102	Temp. Salaries & Wages	\$4,261	\$4,509	\$4,803	\$8,000	\$720	\$6,000	\$6,000
101 111 103	Overtime Wages	\$74,630	\$65,005	\$97,067	\$55,000	\$31,687	\$20,000	\$20,000
101 111 111	OASI	\$115,584	\$117,019	\$123,837	\$133,363	\$48,391	\$107,393	\$109,726
101 111 121	Retirement	\$117,144	\$117,587	\$124,429	\$139,464	\$48,751	\$112,307	\$114,746
101 111 131	Worker's Compensation	\$24,699	\$25,133	\$25,934	\$28,572	(\$100)	\$27,211	\$28,449
101 111 132	Group Insurance	\$211,995	\$210,156	\$231,768	\$277,429	\$107,209	\$222,113	\$236,594
101 111 133	Unemployment Insurance	\$1,354	\$1,759	\$5,722	\$5,954	\$2,262	\$4,604	\$3,258
	<b>Subtotal Personnel Services</b>	<b>\$2,040,737</b>	<b>\$2,053,495</b>	<b>\$2,176,475</b>	<b>\$2,328,084</b>	<b>\$858,096</b>	<b>\$1,877,460</b>	<b>\$1,927,096</b>
101 111 201	Insurance	\$20,422	\$20,108	\$21,556	\$23,630	\$22,396	\$18,030	\$18,932
101 111 202	Professional Services	\$55,889	\$37,401	\$33,906	\$45,000	\$33,579	\$22,000	\$20,000
101 111 211	Publishing	\$187	\$84	\$146	\$750	\$41	\$750	\$750
101 111 212	Rent for Safety Center	\$49,000	\$56,697	\$90,720	\$95,000	\$39,362	\$86,260	\$86,240
101 111 221	Rep. & Maintenance-Equipment	\$19,814	\$15,413	\$21,370	\$25,000	\$5,874	\$22,000	\$25,000
101 111 222	Rep.& Maint.-Vehicles	\$16,051	\$12,679	\$14,969	\$20,000	\$4,481	\$20,000	\$20,000
101 111 224	Rep. & Maint. Central Garage	\$105,279	\$67,019	\$89,862	\$95,000	\$28,426	\$115,000	\$126,500
101 111 231	Postage	\$1,817	\$1,305	\$1,427	\$2,500	\$583	\$1,500	\$1,500
101 111 232	Office Supplies	\$6,887	\$3,322	\$3,909	\$4,000	\$1,103	\$3,330	\$3,330
101 111 233	Printing & Binding	\$3,819	\$2,872	\$2,858	\$2,500	\$686	\$1,700	\$2,500
101 111 234	Copies	\$4,455	\$4,654	\$4,575	\$5,000	\$1,417	\$3,700	\$3,700
101 111 235	Subscriptions & Publications	\$1,319	\$386	\$632	\$1,000	\$121	\$1,000	\$750
101 111 240	Chemicals & Gases	\$0	\$307	\$270	\$4,000	\$0	\$4,000	\$3,500
101 111 243	Medical & Safety Supplies	\$1,388	\$707	\$1,790	\$2,000	\$259	\$1,500	\$1,500
101 111 244	Uniforms	\$5,640	\$10,867	\$6,907	\$11,000	\$3,166	\$7,640	\$9,140
101 111 248	Photography Supplies	\$408	\$278	\$425	\$500	\$0	\$500	\$500
101 111 251	Safety Town Expenditures	\$3,467	\$4,199	\$7,605	\$5,000	\$325	\$5,000	\$5,000
101 111 261	Membership Dues	\$912	\$1,007	\$1,411	\$1,200	\$520	\$1,200	\$1,200
101 111 262	Mileage	\$5,100	\$4,875	\$3,800	\$6,500	\$2,000	\$5,300	\$4,100
101 111 263	Travel Expense	\$4,870	\$2,633	\$8,221	\$8,000	\$3,876	\$5,000	\$4,800
101 111 264	Schools	\$1,561	\$1,683	\$3,331	\$6,000	\$3,533	\$6,000	\$7,200
101 111 265	Conference & Meetings	\$65	\$130	\$1,578	\$5,000	\$2,439	\$4,500	\$5,500
101 111 266	Special Account-Detectives	\$0	\$0	\$0	\$3,000	\$0	\$3,000	\$3,000
101 111 267	Ammunition	\$0	\$0	\$0	\$9,000	(\$58)	\$9,000	\$9,000
101 111 271	Telephone	\$17,587	\$15,583	\$11,034	\$22,000	\$3,997	\$5,500	\$5,500
	<b>Subtotal Other Current Expenditures</b>	<b>\$325,937</b>	<b>\$264,209</b>	<b>\$332,302</b>	<b>\$402,580</b>	<b>\$158,126</b>	<b>\$353,410</b>	<b>\$369,142</b>
101 111 301	Capital Repair & Maintenance	\$0	\$4,203	\$0	\$0	\$0	\$0	\$0
101 111 350	Equipment	\$83,811	\$89,382	\$117,647	\$156,500	\$58,867	\$153,500	\$129,000
	<b>Subtotal Capital Expenditures</b>	<b>\$83,811</b>	<b>\$93,585</b>	<b>\$117,647</b>	<b>\$156,500</b>	<b>\$58,867</b>	<b>\$153,500</b>	<b>\$129,000</b>
	<b>Audit Adjustment</b>							
	<b>Total Expenditures</b>	<b>\$2,450,485</b>	<b>\$2,411,289</b>	<b>\$2,626,424</b>	<b>\$2,887,164</b>	<b>\$1,075,089</b>	<b>\$2,384,370</b>	<b>\$2,425,238</b>

<p style="text-align: center;"><b>ANIMAL CONTROL ACCOUNT #101-113</b></p>
---

**PURPOSE OF THIS DEPARTMENT:** Why does this department exist?

This department provides animal control services for the City of Yankton and some assistance to other law enforcement departments in the area upon request. The Animal Control Department also maintains the City animal shelter. Parking enforcement throughout the City is approximately one fourth of the officer's time.

**DEPARTMENT PERSONNEL:** one full-time Officer.

---

**GOALS OF THIS DEPARTMENT:** What will this department attempt to accomplish this year?

Animal Control will provide humane care and control of animals. It will also enforce animal and parking laws within the city limits. The Department will continue to maintain an aggressive Pet Adoption and Registration program. Work with the Yankton Area Humane Society.

---

**OBJECTIVES FOR REACHING OUR GOALS:**

- Maintain shelter conditions for animals.
  - Continue pet adoption program.
  - Improve pet registration.
  - Increase training and public appearances for the officer.
  - Continue parking enforcement.
  - Provide monthly statistical data on shelter operations.
- 

**INTENDED OUTCOMES FROM BUDGET EXPENDITURES**

The Animal Control 2011 budget is to initiate networking with other Animal Control Officer in South Dakota, while maintaining the current level of care. We will be examining duplication of services within the community to streamline the resources available.



**City of Yankton**  
**Adopted 2012 Budget**

Fund: **General**

Function: **Public Safety**

Activity: **Animal Control**

ACCOUNT NO.	DESCRIPTION	2008 ACTUAL	2009 ACTUAL	2010 ACTUAL	2011 ADOPTED	2011 Y.T.D.	2011 ESTIMATED	2012 ADOPTED
101 113 101	Regular Salaries & Wages	\$28,922	\$29,688	\$32,326	\$32,350	\$12,230	\$32,350	\$33,720
101 113 102	Temp. Salaries & Wages	\$0	\$0	\$0	\$0	\$0	\$0	\$0
101 113 103	Overtime Wages	\$0	\$0	\$0	\$500	\$0	\$500	\$500
101 113 111	OASI	\$2,192	\$2,251	\$2,453	\$2,513	\$928	\$2,513	\$2,618
101 113 121	Retirement	\$1,735	\$1,781	\$1,940	\$1,971	\$734	\$1,971	\$2,053
101 113 131	Worker's Compensation	\$289	\$292	\$303	\$330	\$0	\$330	\$347
101 113 132	Group Insurance	\$5,579	\$5,869	\$6,146	\$6,125	\$2,803	\$6,125	\$6,431
101 113 133	Unemployment Insurance	\$33	\$44	\$151	\$158	\$65	\$158	\$166
	Subtotal Personnel Services	\$38,750	\$39,925	\$43,319	\$43,947	\$16,760	\$43,947	\$45,835
101 113 201	Insurance	\$462	\$453	\$487	\$534	\$506	\$534	\$561
101 113 211	Publishing	\$0	\$0	\$0	\$150	\$0	\$150	\$150
101 113 221	Rep. & Maintenance-Equipment	\$0	\$0	\$54	\$500	\$49	\$500	\$500
101 113 222	Rep. & Maintenance-Vehicles	\$142	\$0	\$0	\$2,000	\$170	\$1,125	\$1,000
101 113 223	Rep. & Maintenance-Buildings	\$513	\$0	\$0	\$500	\$0	\$500	\$500
101 113 224	Rep. & Maint.-Central Garage	\$5,031	\$3,027	\$2,549	\$5,000	\$1,025	\$4,160	\$4,600
101 113 233	Printing	\$0	\$321	\$0	\$100	\$0	\$100	\$100
101 113 244	Uniforms	\$169	\$102	\$0	\$600	\$0	\$500	\$500
101 113 246	Animal Shelter Expense	\$1,167	\$1,229	\$1,150	\$2,000	\$185	\$200	\$100
101 111 265	Conference & Meetings	\$0	\$0	\$0	\$0	\$0	\$0	\$500
	Subtotal Other Current Expenditures	\$7,484	\$5,132	\$4,240	\$11,384	\$1,935	\$7,769	\$8,511
101 113 350	Equipment	\$2,365	\$0	\$0	\$38,000	\$23,460	\$38,000	\$3,500
	Subtotal Capital Expenditures	\$2,365	\$0	\$0	\$38,000	\$23,460	\$38,000	\$3,500
	Total Expenditures	\$48,599	\$45,057	\$47,559	\$93,331	\$42,155	\$89,716	\$57,846

# **FIRE DEPARTMENT**

## **ACCOUNT #101-114**

**PURPOSE OF THIS DEPARTMENT:** Why does this department exist?

The Yankton Fire Department will safely provide fire and emergency services that protect the lives of all who visit, work or invest in Yankton and the surrounding area.

**Departmental Personnel:** one Fire Chief, one Fire Marshal / Deputy Chief and forty-five Volunteer Firefighters

---

### **GOALS OF THIS DEPARTMENT:**

- 1 Strive to prevent emergencies through effective code enforcement and public education programs
- 2 Provide safe and effective fire suppression and emergency services

---

### **OBJECTIVES FOR REACHING OUR GOALS:**

- Perform 120 fire and life safety inspections in commercial occupancies.
- Have no civilian fire deaths and less than three civilian injuries from fire.
- Provide an average response time to all emergencies within the City Limits of 5 minutes with an average turnout of 25 firefighters per call.
- Have 0 firefighter injuries.
- Keep total percentage of property lost to 35% or under on structure.
- Establish benchmark rating for community satisfaction/perceptions of safety related to fire services.

---

### **INTENDED OUTCOMES FROM BUDGET EXPENDITURES**

Effective fire suppression and emergency services will be facilitated by providing adequate facilities for fire department administration, training and operations. Well maintained fire suppression and emergency response equipment, training and a fire prevention program targeted at the populations most at risk in Yankton will lend itself to the achievement of department goals.

**City of Yankton**  
Adopted 2012 Budget

Fund: **General**

Function: **Public Safety**

Activity: **Fire Department**

ACCOUNT NO.	DESCRIPTION	2008 ACTUAL	2009 ACTUAL	2010 ACTUAL	2011 ADOPTED	2011 Y.T.D.	2011 ESTIMATED	2012 ADOPTED
101 114 101	Regular Salaries & Wages	\$118,172	\$121,431	\$122,723	\$129,478	\$47,054	\$129,478	\$134,963
101 114 111	OASI	\$8,914	\$9,134	\$9,232	\$9,905	\$3,542	\$9,905	\$10,325
101 114 121	Retirement	\$9,454	\$9,714	\$9,818	\$10,358	\$3,764	\$10,358	\$10,797
101 114 131	Worker's Compensation	\$4,140	\$4,197	\$4,349	\$4,755	\$0	\$4,755	\$4,993
101 114 132	Group Insurance	\$11,597	\$11,739	\$12,292	\$22,274	\$5,606	\$13,521	\$14,873
101 114 133	Unemployment Insurance	\$72	\$93	\$305	\$315	\$114	\$315	\$331
	<b>Subtotal Personnel Services</b>	<b>\$152,349</b>	<b>\$156,308</b>	<b>\$158,719</b>	<b>\$177,085</b>	<b>\$60,080</b>	<b>\$168,332</b>	<b>\$176,282</b>
101 114 201	Insurance	\$16,680	\$12,517	\$15,427	\$16,684	\$11,866	\$16,684	\$16,684
101 114 202	Professional Services	\$31,066	\$41,183	\$35,354	\$45,900	\$5,460	\$43,000	\$45,900
101 114 205	Examinations	\$11,081	\$11,241	\$11,498	\$25,800	\$402	\$20,000	\$18,750
101 114 221	Rep. & Maintenance-Equipment	\$8,615	\$4,287	\$8,435	\$8,000	\$3,079	\$8,000	\$9,200
101 114 222	Rep.& Maint.-Vehicles	\$2,826	\$3,176	\$3,658	\$3,500	\$2,673	\$4,000	\$4,000
101 114 223	Rep & Maint.-Bldgs.	\$254	\$1,361	\$3,159	\$3,600	\$1,013	\$3,600	\$3,900
101 114 224	Rep. & Maint. Central Garage	\$10,154	\$6,385	\$8,277	\$11,000	\$3,049	\$10,000	\$11,000
101 114 231	Postage	\$337	\$145	\$188	\$350	\$137	\$350	\$350
101 114 232	Office Supplies	\$196	\$199	\$708	\$700	\$251	\$700	\$700
101 114 233	Printing & Binding	\$24	\$78	\$197	\$350	\$101	\$350	\$350
101 114 234	Copies	\$306	\$186	\$136	\$450	\$324	\$700	\$450
101 114 235	Subscriptions & Publications	\$1,647	\$1,700	\$2,215	\$2,000	\$1,446	\$2,000	\$2,000
101 114 240	Chemicals & Gases	\$1,080	\$1,530	\$1,289	\$2,000	\$11	\$2,000	\$2,000
101 114 243	Medical & Safety Supplies	\$589	\$167	\$342	\$1,000	\$33	\$1,000	\$1,000
101 114 244	Uniforms & Dry Goods	\$1,187	\$678	\$1,439	\$1,500	\$37	\$1,500	\$1,500
101 114 247	Small Tools & Hardware	\$2,127	\$1,451	\$1,984	\$2,700	\$516	\$2,700	\$2,700
101 114 261	Membership Dues	\$1,440	\$1,239	\$1,418	\$1,695	\$586	\$1,695	\$1,695
101 114 263	Travel Expense	\$233	\$343	\$9	\$1,000	\$0	\$500	\$1,000
101 114 264	Schools	\$10,824	\$6,729	\$7,160	\$11,000	\$2,926	\$11,000	\$11,000
101 114 265	Conference & Meetings	\$1,079	\$411	\$51	\$1,500	\$723	\$1,500	\$1,500
101 114 268	Prevention	\$1,850	\$2,092	\$2,272	\$2,500	\$0	\$2,500	\$2,500
101 114 271	Telephone	\$2,616	\$2,482	\$3,150	\$4,250	\$1,191	\$4,250	\$4,250
101 114 272	Electricity	\$2,431	\$1,807	\$5,195	\$8,850	\$1,844	\$7,000	\$8,000
101 114 273	Fuel-Heating	\$2,267	\$1,799	\$3,488	\$7,000	\$3,846	\$6,000	\$7,000
101 114 274	Water Service	\$236	\$252	\$3,409	\$1,600	\$298	\$2,500	\$2,500
101 114 275	Sewer Service	\$90	\$102	\$268	\$220	\$77	\$270	\$270
101 114 276	Landfill	\$0	\$0	\$272	\$450	\$96	\$450	\$450
101 114 277	Rubble	\$20	\$24	\$0	\$0	\$0	\$0	\$0
	<b>Subtotal Other Current Expenditures</b>	<b>\$111,255</b>	<b>\$103,564</b>	<b>\$120,998</b>	<b>\$165,599</b>	<b>\$41,985</b>	<b>\$154,249</b>	<b>\$160,649</b>
101 114 320	Buildings	\$0	\$12,885	(\$5,500)	\$0	\$0	\$0	\$0
101 114 321	North Fire Station	\$125,485	\$1,702,785	\$77,543	\$306,900	\$32,882	\$306,900	\$0
101 114 350	Equipment	\$41,742	\$85,165	\$65,963	\$529,853	\$41,786	\$499,193	\$124,000
101 114 310	Land	\$0	\$0	\$0	\$0	\$0	\$0	\$0
101 114 411	Interest Debt Service	\$2,402	\$84,534	\$97,780	\$100,232	\$47,945	\$100,232	\$100,232
102 114 422	Bond Issuance Cost	\$0	\$20,140	\$1,000	\$0	\$0	\$0	\$0
103 114 423	Bond Discounts	\$0	\$39,930	\$0	\$0	\$0	\$0	\$0
104 114 431	Other Debt Service	\$0	\$15	\$425	\$0	\$0	\$0	\$0
105 114 441	Principal	\$0	\$105,000	\$90,000	\$90,000	\$0	\$90,000	\$90,000
	<b>Subtotal Capital Expenditures</b>	<b>\$169,629</b>	<b>\$2,050,454</b>	<b>\$327,211</b>	<b>\$1,026,985</b>	<b>\$122,613</b>	<b>\$996,325</b>	<b>\$314,232</b>
	<b>Total Expenditures</b>	<b>\$433,233</b>	<b>\$2,310,326</b>	<b>\$606,928</b>	<b>\$1,369,669</b>	<b>\$224,678</b>	<b>\$1,318,906</b>	<b>\$651,163</b>

<p style="text-align: center;"><b>CIVIL DEFENSE ACCOUNT #101-115</b></p>
--

**PURPOSE OF THIS DEPARTMENT:** Why does this department exist?

Civil Defense provides outdoor warning siren services for storms, fires and other emergencies. This program also provides some emergency management, Haz-mat and rescue functions.

---

**GOALS OF THIS DEPARTMENT:** What will this department attempt to accomplish this year?

Enhance training for local emergency responders and continue acquisition of mission specific equipment utilizing grant funding where available. Begin replacement of older warning sirens.

---

**OBJECTIVES FOR REACHING OUR GOALS:**

- Cooperate in comprehensive community exercise planning.
  - Improve communication and preparation among local area responders.
  - Continue maintenance and replacement of older sirens.
  - Continued support of Local Emergency Planning Committee efforts
- 

**INTENDED OUTCOMES FROM BUDGET EXPENDITURES**

The FY2012 Civil Defense budget is designed to provide for an adequate and well maintained outdoor warning siren system for Yankton residents. This is done through providing sirens distributed in such a manner that citizens of Yankton can hear the sirens from any outdoor site within the city limits.

**City of Yankton**  
**Adopted 2012 Budget**

Fund: **General**

Function: **Public Safety**

Activity: **Civil Defense**

ACCOUNT NO.	DESCRIPTION	2008 ACTUAL	2009 ACTUAL	2010 ACTUAL	2011 ADOPTED	2011 Y.T.D.	2011 ESTIMATED	2012 ADOPTED
101 115 221	Rep. & Maintenance-Equipment	\$1,025	\$931	\$574	\$1,500	\$0	\$1,500	\$1,500
101 115 224	Rep. & Maintenance-Central Garage	\$0	\$0	\$0	\$300	\$0	\$200	\$300
101 115 240	Chemicals & Gases	\$0	\$172	\$0	\$250	\$0	\$250	\$250
101 115 247	Small Tools & Hardware	\$661	\$242	\$0	\$300	\$0	\$300	\$300
101 115 271	Telephone	\$8	\$7	\$7	\$25	\$3	\$25	\$25
101 115 272	Electricity	\$459	\$557	\$621	\$550	\$258	\$650	\$650
101 115 273	Fuel-Generator	\$246	\$218	\$207	\$250	\$70	\$250	\$250
	Subtotal Other Current Expenditures	\$2,399	\$2,127	\$1,409	\$3,175	\$331	\$3,175	\$3,275
101 115 350	Equipment	\$21,623	\$0	\$7,460	\$10,000	\$0	\$10,000	\$2,750
	Subtotal Capital Expenditures	\$21,623	\$0	\$7,460	\$10,000	\$0	\$10,000	\$2,750
	Total Expenditures	\$24,022	\$2,127	\$8,869	\$13,175	\$331	\$13,175	\$6,025

# **PUBLIC SERVICES – ENGINEERING**

## **ACCOUNT #101-122**

**PURPOSE OF THIS DEPARTMENT:** Why does this department exist?

To support community growth, well being and economic success by taking actions that sustain and improve the quality of life for this community through good planning, accurate design and quality construction. To assist others in providing and maintaining proper community facilities and infrastructure.

**DEPARTMENT PERSONNEL:** one Public Services Director; one Civil Engineer; two Senior Engineering Techs; one Secretary; one Executive Director of the Yankton Housing and Redevelopment Commission.

---

**GOALS OF THIS DEPARTMENT:** What will this department attempt to accomplish this year?

- 1 Ensure quality construction of infrastructure meeting minimum standards.
- 2 Maintain current and accurate mapping.
- 3 Provide quick and effective review of plans and plats.
- 4 Provide effective city budgeting guidance.

---

**OBJECTIVES FOR REACHING OUR GOALS:**

- Perform ACI inspection of concrete paving.
- Turnaround of 3 days for map requests.
- Complete 100% of map updates by December 15.
- Provide a written evaluation response within three weeks of receipt.
- Estimate projects costs within 10% of final cost.

---

**INTENDED OUTCOMES FROM BUDGET EXPENDITURES**

The 2012 budget recognizes the possibilities of utilizing process improvements available through initiatives being contemplated by other City budgeted accounts to update the records management system. Accessibility and security of data pertinent to City departments will aid in the efficiency and effectiveness of the City. Mapping and facility records will address design and management of infrastructure elements that support basic community necessities such as storm water, water distribution with fire protection, airport facilities, streets, and disposal of wastewater.

**City of Yankton**  
**Adopted 2012 Budget**

Fund: **General**

Function: **Public Services**

Activity: **Engineering**

ACCOUNT NO.	DESCRIPTION	2008 ACTUAL	2009 ACTUAL	2010 ACTUAL	2011 ADOPTED	2011 Y.T.D.	2011 ESTIMATED	2012 ADOPTED
101 122 101	Regular Salaries & Wages	\$403,639	\$417,181	\$338,643	\$340,234	\$128,759	\$340,234	\$354,646
101 122 102	Temp. Salaries & Wages	\$14,082	\$15,180	\$14,954	\$15,000	\$5,080	\$15,000	\$15,000
101 122 103	Overtime Wages	\$164	\$219	\$353	\$4,000	\$0	\$4,000	\$4,000
101 122 111	OASI	\$30,267	\$31,348	\$26,022	\$27,481	\$9,819	\$27,481	\$28,584
101 122 121	Retirement	\$24,228	\$25,044	\$20,340	\$20,654	\$7,726	\$20,654	\$21,519
101 122 131	Worker's Compensation	\$4,631	\$4,695	\$4,811	\$4,536	\$0	\$4,536	\$4,763
101 122 132	Group Insurance	\$52,948	\$55,680	\$44,027	\$60,920	\$19,539	\$60,920	\$67,012
101 122 133	Unemployment Insurance	\$330	\$433	\$1,047	\$1,007	\$392	\$1,007	\$1,057
	<b>Subtotal Personnel Services</b>	<b>\$530,289</b>	<b>\$549,780</b>	<b>\$450,197</b>	<b>\$473,832</b>	<b>\$171,315</b>	<b>\$473,832</b>	<b>\$496,581</b>
101 122 201	Insurance	\$645	\$645	\$681	\$748	\$708	\$748	\$785
101 122 202	Professional Services	\$7,772	\$2,477	\$9,511	\$25,000	(\$716)	\$20,000	\$20,000
101 122 211	Publishing	\$2,337	\$3,880	\$1,133	\$4,000	\$494	\$4,000	\$4,000
101 122 221	Rep. & Maintenance-Equipment	\$28	\$417	\$851	\$1,000	\$299	\$1,000	\$1,000
101 122 222	Rep. & Maintenance-Vehicles	\$0	\$0	\$0	\$200	\$0	\$200	\$200
101 122 224	Rep. & Maintenance-Central Garage	\$11,718	\$7,454	\$7,215	\$4,000	\$4,085	\$9,400	\$10,400
101 122 231	Postage	\$2,884	\$4,485	\$4,740	\$3,000	\$1,685	\$3,000	\$3,000
101 122 232	Office Supplies	\$2,635	\$2,358	\$2,749	\$4,000	\$876	\$4,000	\$4,000
101 122 233	Printing & Binding	\$224	\$494	\$0	\$200	\$0	\$200	\$200
101 122 234	Copies	\$4,185	\$4,812	\$3,075	\$5,000	\$1,824	\$5,000	\$5,000
101 122 235	Subscriptions & Publications	\$51	\$971	\$31	\$700	\$0	\$700	\$700
101 122 244	Uniforms & Dry Goods	\$119	\$0	\$0	\$0	\$0	\$0	\$50
101 122 261	Membership Dues	\$1,203	\$1,277	\$789	\$1,000	\$305	\$1,000	\$1,000
101 122 262	Mileage	\$4,800	\$4,800	\$4,800	\$4,800	\$2,000	\$4,800	\$4,800
101 122 263	Travel Expense	\$277	\$114	\$440	\$750	\$0	\$750	\$750
101 122 265	Conference & Meetings	\$2,708	\$3,278	\$1,753	\$4,000	\$253	\$4,000	\$4,000
101 122 271	Telephone	\$6,257	\$5,930	\$5,219	\$6,000	\$1,818	\$6,000	\$6,000
	<b>Subtotal Other Current Expenditures</b>	<b>\$47,843</b>	<b>\$43,392</b>	<b>\$42,987</b>	<b>\$64,398</b>	<b>\$13,631</b>	<b>\$64,798</b>	<b>\$65,885</b>
101 122 350	Equipment	\$15,212	\$14,884	\$0	\$2,500	\$0	\$2,500	\$14,000
	<b>Subtotal Capital Expenditures</b>	<b>\$15,212</b>	<b>\$14,884</b>	<b>\$0</b>	<b>\$2,500</b>	<b>\$0</b>	<b>\$2,500</b>	<b>\$14,000</b>
	<b>Total Expenditures</b>	<b>\$593,344</b>	<b>\$608,056</b>	<b>\$493,184</b>	<b>\$540,730</b>	<b>\$184,946</b>	<b>\$541,130</b>	<b>\$576,466</b>

<p style="text-align: center;"><b>STREET DEPARTMENT</b> <b>ACCOUNT #101-123</b></p>
---

**PURPOSE OF THIS DEPARTMENT:** Why does this department exist?

To optimize the use of available resources to construct and maintain surface transportation systems that support economic viability, promotes safe travel and add aesthetically to the community.

**DEPARTMENT PERSONNEL:** one Street Superintendent / Public Works Manager, one Street Supervisor, one Lead Senior Equipment Operator, five Senior Equipment Operators, five Equipment Operators and one permanent part-time Public Works Assistant.

---

**GOALS OF THIS DEPARTMENT:** What will this department attempt to accomplish this year?

- 1 Provide an effective pavement reconstruction program.
- 

**OBJECTIVES FOR REACHING OUR GOALS:**

- Establish roadway grading system.
  - Establish baseline ratings for citizen satisfaction of transportation system.
- 

**INTENDED OUTCOMES FROM BUDGET EXPENDITURES**

The 2012 budget reflects the continuation of the cold applied pavement marking program, compliance with new sign reflectivity standards and the established roadway grading system in order to support economic viability, promote safe travel and add aesthetically to the community.



**City of Yankton**  
**Adopted 2012 Budget**

Fund: **General**

Function: **Public Services**

Activity: **Street Division**

ACCOUNT NO.	DESCRIPTION	2008 ACTUAL	2009 ACTUAL	2010 ACTUAL	2011 ADOPTED	2011 Y.T.D.	2011 ESTIMATED	2012 ADOPTED
101 123 101	Regular Salaries & Wages	\$498,634	\$502,853	\$529,060	\$577,065	\$197,605	\$577,065	\$601,509
101 123 102	Temp. Salaries & Wages	\$5,482	\$5,533	\$5,750	\$12,000	\$398	\$12,000	\$12,000
101 123 103	Overtime Wages	\$5,262	\$5,897	\$5,971	\$6,000	\$205	\$6,000	\$6,000
101 123 111	OASI	\$38,023	\$38,383	\$40,371	\$45,522	\$14,770	\$45,522	\$47,392
101 123 121	Retirement	\$30,245	\$30,556	\$32,136	\$34,984	\$11,868	\$34,984	\$36,451
101 123 131	Worker's Compensation	\$18,876	\$19,140	\$19,829	\$22,770	(\$100)	\$22,770	\$23,909
101 123 132	Group Insurance	\$71,635	\$74,212	\$76,582	\$101,801	\$33,871	\$101,801	\$111,981
101 123 133	Unemployment Insurance	\$462	\$584	\$1,955	\$2,079	\$725	\$2,079	\$2,183
	<b>Subtotal Personnel Services</b>	<b>\$668,619</b>	<b>\$677,158</b>	<b>\$711,654</b>	<b>\$802,221</b>	<b>\$259,342</b>	<b>\$802,221</b>	<b>\$841,425</b>
101 123 201	Insurance	\$15,005	\$14,522	\$15,108	\$16,569	\$15,860	\$16,569	\$17,397
101 123 202	Professional Services	\$1,168	\$415	\$17,906	\$1,400	\$383	\$1,400	\$1,400
101 123 204	Contracted Services-Weeds & Lots	\$571	\$440	\$0	\$600	\$0	\$600	\$600
101 123 205	Special Rubbish Tipping Fee	\$207	\$101	\$66	\$100	\$62	\$100	\$100
101 123 212	Rentals	\$0	\$0	\$0	\$0	\$0	\$0	\$0
101 123 221	Rep. & Maintenance-Equipment	\$6,407	\$4,736	\$6,460	\$6,000	\$1,212	\$6,000	\$6,000
101 123 223	Rep. & Maintenance-Buildings	\$257	\$724	\$109	\$800	\$561	\$800	\$800
101 123 224	Rep. & Maint. Central Garage	\$188,459	\$166,569	\$197,622	\$276,000	\$78,550	\$276,000	\$283,000
101 123 232	Office Supplies	\$244	\$156	\$342	\$300	\$217	\$300	\$300
101 123 233	Printing & Binding	\$738	\$511	\$390	\$500	\$254	\$500	\$500
101 123 234	Copies	\$116	\$0	\$3	\$0	\$0	\$0	\$0
101 123 236	Janitorial Supplies	\$693	\$600	\$432	\$600	\$160	\$600	\$600
101 123 239	Road Materials	\$158,102	\$162,156	\$174,932	\$171,000	\$29,862	\$185,000	\$195,000
101 123 240	Chemicals and Gases	\$1,063	\$737	\$1,172	\$500	\$183	\$500	\$500
101 123 241	Agricultural Supplies	\$0	\$30	\$0	\$0	\$0	\$0	\$0
101 123 243	Medical and Safety Supplies	\$341	\$432	\$492	\$500	\$230	\$500	\$750
101 123 244	Uniforms and Dry Goods	\$244	\$397	\$273	\$400	\$0	\$400	\$500
101 123 247	Small Tools and Hardware	\$515	\$512	\$777	\$1,000	\$163	\$1,000	\$1,000
101 123 264	Schools	\$35	\$35	\$116	\$300	\$173	\$300	\$300
101 123 271	Telephone	\$4,239	\$4,305	\$4,386	\$4,400	\$1,504	\$4,400	\$4,400
101 123 272	Electricity	\$2,332	\$2,303	\$16,875	\$2,400	\$275	\$2,500	\$2,500
101 123 285	Storm Water II Requirements	\$0	\$0	\$700	\$1,000	\$764	\$1,000	\$1,300
	<b>Subtotal Other Current Expenditures</b>	<b>\$380,736</b>	<b>\$359,681</b>	<b>\$438,161</b>	<b>\$484,369</b>	<b>\$130,413</b>	<b>\$498,469</b>	<b>\$516,947</b>
101 123 350	Equipment	\$361,416	\$151,820	\$86,225	\$373,000	\$283,690	\$300,554	\$165,000
101 123 411	Interest	\$0	\$6,978	\$8,474	\$0	\$0	\$0	\$0
	<b>Subtotal Capital Expenditures</b>	<b>\$361,416</b>	<b>\$158,798</b>	<b>\$94,699</b>	<b>\$373,000</b>	<b>\$283,690</b>	<b>\$300,554</b>	<b>\$165,000</b>
	<b>Total Expenditures</b>	<b>\$1,410,771</b>	<b>\$1,195,637</b>	<b>\$1,244,514</b>	<b>\$1,659,590</b>	<b>\$673,445</b>	<b>\$1,601,244</b>	<b>\$1,523,372</b>

# **SNOW REMOVAL ACCOUNT #101-124**

**PURPOSE OF THIS DEPARTMENT:** Why does this department exist?

The Street Department provides snow removal and sanding for icy streets.

**DEPARTMENT PERSONNEL:** City departmental personnel (primarily the Street Department) will provide snow removal. Overtime wages will be paid for all snow removal crews that work beyond their regular work hours.

---

**GOALS OF THIS DEPARTMENT:** What will this department attempt to accomplish this year?

- 1 Establish safe travel conditions on roadways.
- 

**OBJECTIVES FOR REACHING OUR GOALS:**

- Establish a streamlined reporting process and baseline measures to assess the traffic accident ratio (accident per day) on days with snow removal or sanding activity.
  - Clear downtown and main arterial streets (snow routes) within 10 hours of the end of a 2 inch snowstorm. Remainder of town cleared within 24 hours.
  - Establish baseline ratings for citizen satisfaction of snow removal.
- 

**INTENDED OUTCOMES FROM BUDGET EXPENDITURES**

This budgeted account is intended to insure that streets are cleared effectively following a snow or icing event. The budget allows the City to maintain unrestricted safe travel in the community which is vital to its functionality. The budget identifies and provides for specialized equipment that is necessary for weather related response by street crews.

**City of Yankton**  
**Adopted 2012 Budget**

Fund: **General**

Function: **Public Services**

Activity: **Snow & Ice Removal**

ACCOUNT NO.	DESCRIPTION	2008 ACTUAL	2009 ACTUAL	2010 ACTUAL	2011 ADOPTED	2011 Y.T.D.	2011 ESTIMATED	2012 ADOPTED
101 124 101	Regular Salaries & Wages	\$8,556	\$8,012	\$7,556	\$10,024	\$4,407	\$10,024	\$10,449
101 124 103	Overtime Wages	\$12,713	\$27,884	\$24,719	\$12,000	\$17,116	\$20,000	\$12,000
101 124 111	OASI	\$1,589	\$2,689	\$2,412	\$1,685	\$1,606	\$2,297	\$1,717
101 124 121	Retirement	\$1,276	\$2,154	\$1,937	\$1,321	\$1,291	\$1,321	\$1,347
101 124 132	Group Insurance	\$3,039	\$2,939	\$5,846	\$7,529	\$4,047	\$7,529	\$8,282
101 124 133	Unemployment Insurance	\$35	\$124	\$91	\$158	\$103	\$158	\$166
	<b>Subtotal Personnel Services</b>	<b>\$27,208</b>	<b>\$43,802</b>	<b>\$42,561</b>	<b>\$32,717</b>	<b>\$28,570</b>	<b>\$41,329</b>	<b>\$33,961</b>
101 124 201	Insurance	\$2,915	\$2,858	\$3,076	\$3,230	\$3,197	\$3,230	\$3,392
101 124 211	Publishing	\$139	\$2,831	\$0	\$1,500	\$0	\$1,500	\$1,500
101 124 221	Rep. & Maintenance-Equipment	\$773	\$0	\$126	\$3,000	\$16	\$3,000	\$3,000
101 124 223	Rep. & Maintenance-Buildings	\$0	\$0	\$0	\$150	\$0	\$800	\$500
101 124 224	Rep. & Maint.-Central Garage	\$20,835	\$12,456	\$27,087	\$20,000	\$15,735	\$35,000	\$35,000
101 124 240	Chemicals	\$63,293	\$46,118	\$54,218	\$55,000	\$35,753	\$55,000	\$55,000
	<b>Subtotal Other Current Expenditures</b>	<b>\$87,955</b>	<b>\$64,263</b>	<b>\$84,507</b>	<b>\$82,880</b>	<b>\$54,701</b>	<b>\$98,530</b>	<b>\$98,392</b>
101 124 350	Equipment	\$191,002	\$0	\$9,030	\$10,000	\$9,030	\$10,000	\$11,000
101 124 411	Interest	\$0	\$5,777	\$16,419	\$0	\$0	\$0	\$0
	<b>Subtotal Capital Expenditures</b>	<b>\$191,002</b>	<b>\$5,777</b>	<b>\$25,449</b>	<b>\$10,000</b>	<b>\$9,030</b>	<b>\$10,000</b>	<b>\$11,000</b>
	<b>Total Expenditures</b>	<b>\$306,165</b>	<b>\$113,842</b>	<b>\$152,517</b>	<b>\$125,597</b>	<b>\$92,301</b>	<b>\$149,859</b>	<b>\$143,353</b>

# CITY HALL

## ACCOUNT #101-125

**PURPOSE OF THIS DEPARTMENT:** Why does this department exist?

To provide citizen and employee focused, high quality, well maintained facilities and services that support the cost effective use of the structures and grounds that fall under our supervision.

**DEPARTMENT PERSONNEL:** one Full-time Custodian and .5 Maintenance Technician whose duties are split among the Safety Center, City Hall, Library and Senior Citizen's Center.

---

**GOALS OF THIS DEPARTMENT:** What will this department attempt to accomplish this year?

- 1 To maintain clean, comfortable facilities in a safe and economical manner and to manage maintenance operations and services in an efficient and effective manner
- 

**OBJECTIVES FOR REACHING OUR GOALS:**

- Establish baseline employee satisfaction regarding the cleanliness of workspaces and common spaces.
  - Clean occupied portions of building three times per week.
  - Snow and ice cleared from sidewalks within 8 hours of a weather event or more often as needed.
  - Maintain accurate maintenance logs of building mechanical systems.
  - Respond to maintenance requests within 1 business day.
  - Maintain on target budget expenditures.
- 

**INTENDED OUTCOMES FROM BUDGET EXPENDITURES**

The 2012 City Hall budget will allow us to continue providing a well maintained work environment for City staff. Additionally, City Hall provides a venue for community activities. The investment in the gym floor refinishing project will prepare it for 7 – 10 more years of service to the community. Staff has reworked the City Hall budget over the past few years to more clearly differentiate between maintenance and capital activities.

**City of Yankton**  
**Adopted 2012 Budget**

Fund: **General**

Function: **Community Development**

Activity: **City Hall**

ACCOUNT NO.	DESCRIPTION	2008 ACTUAL	2009 ACTUAL	2010 ACTUAL	2011 ADOPTED	2011 Y.T.D.	2011 ESTIMATED	2012 ADOPTED
101 125 101	Regular Salaries & Wages	\$49,255	\$49,628	\$53,243	\$55,470	\$20,097	\$55,470	\$57,820
101 125 102	Temp. Salaries & Wages	\$0	\$0	\$0	\$0	\$1,295	\$1,295	\$0
101 125 103	Overtime Wages	\$0	\$0	\$759	\$500	\$0	\$500	\$500
101 125 111	OASI	\$3,713	\$3,742	\$4,203	\$4,282	\$1,616	\$4,282	\$4,461
101 125 121	Retirement	\$2,955	\$2,978	\$3,194	\$3,358	\$1,206	\$3,358	\$3,499
101 125 131	Worker's Compensation	\$1,267	\$1,252	\$1,297	\$1,456	\$0	\$1,456	\$1,529
101 125 132	Group Insurance	\$8,927	\$9,391	\$9,834	\$12,368	\$4,485	\$12,368	\$13,605
101 125 133	Unemployment Insurance	\$53	\$71	\$244	\$315	\$110	\$315	\$331
	<b>Subtotal Personnel Services</b>	<b>\$66,170</b>	<b>\$67,062</b>	<b>\$72,774</b>	<b>\$77,749</b>	<b>\$28,809</b>	<b>\$79,044</b>	<b>\$81,745</b>
101 125 201	Insurance	\$13,084	\$12,829	\$13,810	\$14,501	\$14,349	\$14,501	\$15,226
101 125 202	Professional Services	\$0	\$0	\$38	\$0	\$0	\$0	\$0
101 125 221	Rep. & Maintenance-Equipment	\$82	\$441	\$160	\$500	\$126	\$500	\$500
101 125 223	Rep. & Maintenance-Buildings	\$13,745	\$13,014	\$8,275	\$33,300	\$2,267	\$32,800	\$32,800
101 125 224	Rep. & Maint. Central Garage	\$0	\$4,568	\$1,822	\$100	\$1,020	\$2,000	\$2,000
101 125 236	Janitorial Supplies	\$3,441	\$2,977	\$3,001	\$2,500	\$935	\$3,000	\$3,000
101 125 247	Small Tools and Hardware	\$38	\$318	\$238	\$250	\$0	\$250	\$1,250
101 125 271	Telephone	\$0	\$0	\$0	\$0	\$0	\$0	\$300
101 125 272	Electricity	\$19,376	\$16,648	\$15,768	\$20,000	\$4,922	\$20,000	\$20,000
101 125 273	Fuel-Heating	\$16,285	\$10,090	\$11,129	\$17,000	\$6,348	\$17,000	\$17,000
101 125 274	Water Service	\$851	\$844	\$819	\$1,270	\$312	\$1,270	\$1,270
101 125 275	Sewer Service	\$585	\$533	\$459	\$1,092	\$198	\$800	\$800
101 125 276	Landfill	\$796	\$523	\$464	\$900	\$136	\$900	\$900
	<b>Subtotal Other Current Expenditures</b>	<b>\$68,283</b>	<b>\$62,785</b>	<b>\$55,983</b>	<b>\$91,413</b>	<b>\$30,613</b>	<b>\$93,021</b>	<b>\$95,046</b>
101 125 301	Capital Repairs and Maintenance	\$17,209	\$1,707	\$67,178	\$6,500	\$0	\$2,500	\$21,500
101 125 350	Equipment	\$0	\$21,913	\$0	\$1,000	\$0	\$0	\$0
	<b>Subtotal Capital Expenditures</b>	<b>\$17,209</b>	<b>\$23,620</b>	<b>\$67,178</b>	<b>\$7,500</b>	<b>\$0</b>	<b>\$2,500</b>	<b>\$21,500</b>
	<b>Total Expenditures</b>	<b>\$151,662</b>	<b>\$153,467</b>	<b>\$195,935</b>	<b>\$176,662</b>	<b>\$59,422</b>	<b>\$174,565</b>	<b>\$198,291</b>

# **TRAFFIC CONTROL ACCOUNT #101-126**

**PURPOSE OF THIS DEPARTMENT:** Why does this department exist?

This department provides street lighting and traffic control to streets, highways, school crossing and parking lots in the City of Yankton.

**DEPARTMENT PERSONNEL:** .5 Airport Signal and Maintenance Technician shared with the Airport.

---

**GOALS OF THIS DEPARTMENT:** What will this department attempt to accomplish this year?

Our goal is to provide adequate lighting on the streets and highways of the City. Also, we will provide a safe and smooth traffic flow.

---

**OBJECTIVES FOR REACHING OUR GOALS:**

- Continue to identify unsafe dark areas and problem traffic flows.
  - Complete a map and inventory of facilities.
  - Upgrade traffic signals.
  - Modernize school crossing light systems.
  - Continue downtown lighting replacement.
  - Coordinate with Northwestern Public Service on critical City needs.
- 

**INTENDED OUTCOMES FROM BUDGET EXPENDITURES**

The 2012 budget helps to address the continuous improvements that are important for a safe and effective traffic signals on arterial and state highways throughout the community. The budget also provides for the operational improvement and maintenance associated with lighted school crossings and street lighting. Close coordination in 2012 will be important for the scoping process and preliminary design associated with the SD DOT Highway 50 (4<sup>th</sup> Street) programmed for construction in 2015.

**City of Yankton**  
**Adopted 2012 Budget**

Fund: **General**

Function: **Public Services**

Activity: **Traffic Control**

ACCOUNT NO.	DESCRIPTION	2008 ACTUAL	2009 ACTUAL	2010 ACTUAL	2011 ADOPTED	2011 Y.T.D.	2011 ESTIMATED	2012 ADOPTED
101 126 101	Regular Salaries & Wages	\$21,398	\$19,551	\$19,546	\$23,072	\$10,531	\$23,072	\$24,049
101 126 103	Overtime Wages	\$454	\$480	\$608	\$1,000	\$376	\$1,000	\$1,000
101 126 111	OASI	\$1,605	\$1,270	\$1,363	\$1,842	\$679	\$1,842	\$1,916
101 126 121	Retirement	\$1,267	\$1,035	\$1,209	\$1,444	\$654	\$1,444	\$1,503
101 126 131	Worker's Compensation	\$634	\$627	\$650	\$728	(\$42)	\$728	\$764
101 126 132	Group Insurance	\$2,790	\$3,252	\$4,353	\$3,514	\$2,373	\$3,514	\$3,865
101 126 133	Unemployment Insurance	\$17	\$22	\$74	\$79	\$68	\$79	\$83
	<b>Subtotal Personnel Services</b>	<b>\$28,165</b>	<b>\$26,237</b>	<b>\$27,803</b>	<b>\$31,679</b>	<b>\$14,639</b>	<b>\$31,679</b>	<b>\$33,180</b>
101 126 201	Insurance	\$2,243	\$2,200	\$2,368	\$2,486	\$2,368	\$2,486	\$2,610
101 126 221	Rep. & Maintenance-Equipment	\$7,545	\$12,541	\$21,673	\$10,000	\$8,309	\$11,500	\$12,000
101 126 222	Rep. & Maintenance-Vehicles	\$0	\$0	\$0	\$400	\$0	\$400	\$400
101 126 224	Rep. & Maint.-Central Garage	\$10,144	\$3,419	\$3,081	\$5,000	\$1,550	\$5,000	\$5,000
101 126 247	Small Tools and Hardware	\$393	\$65	\$30	\$500	\$0	\$500	\$500
101 126 264	Schools	\$0	\$0	\$169	\$300	\$170	\$300	\$300
101 126 272	Electricity-Street Lights	\$222,170	\$219,897	\$204,330	\$235,000	\$107,421	\$225,000	\$230,000
	<b>Subtotal Other Current Expenditures</b>	<b>\$242,495</b>	<b>\$238,122</b>	<b>\$231,651</b>	<b>\$253,686</b>	<b>\$119,818</b>	<b>\$245,186</b>	<b>\$250,810</b>
101 126 350	Equipment	\$0	\$0	\$18,663	\$167,500	\$0	\$167,500	\$44,000
	<b>Subtotal Capital Expenditures</b>	<b>\$0</b>	<b>\$0</b>	<b>\$18,663</b>	<b>\$167,500</b>	<b>\$0</b>	<b>\$167,500</b>	<b>\$44,000</b>
	<b>Total Expenditures</b>	<b>\$270,660</b>	<b>\$264,359</b>	<b>\$278,117</b>	<b>\$452,865</b>	<b>\$134,457</b>	<b>\$444,365</b>	<b>\$327,990</b>

# AIRPORT

## ACCOUNT #101-127

**PURPOSE OF THIS DEPARTMENT:** Why does this department exist?

The municipal airport function reflected by this budget is to accomplish the City's maintenance obligations for grounds, buildings, runway lighting, and snow removal. The airport snow removal function provides for clearing of runway aprons, parking lots and driveways. The Airport Advisory Board will advise the City Manager and the Board of Commissioners of needs required at the Chan Gurney Airport.

**DEPARTMENT PERSONNEL:** .5 Airport Maintenance / Signal Technician shared with Traffic Control. **Contracted Services:** Airport Manager and Fixed Base Operator.

---

**GOALS OF THIS DEPARTMENT:** What will this department attempt to accomplish this year?

Maintain the airport in a safe and aesthetically appropriate manner in accordance with FAA regulations. Also, to provide safe operating surfaces on airport property.

---

**OBJECTIVES FOR REACHING OUR GOALS:**

- Continue to mow vegetation to maintain a maximum of 6-inch height in safety areas and other areas for aesthetically acceptable appearance and maintain mowing equipment.
  - Continue to repair runway lighting and other facilities in response to airport inspections by Airport Manager.
  - Continue to repair fencing and parking lots.
  - Maintain and repair terminal building, crash building, maintenance hanger, north hanger, and administration building.
  - To remove snow in a timely manner and minimize hazardous conditions.
  - Clear terminal building apron and 13/31 runway within four hours after the notice to proceed from the Airport Manager for a two-inch snowstorm and 10 hours after a six-inch snowstorm.
  - Proceed to clean balance of airport pavement on routine work shift.
- 

**INTENDED OUTCOMES FROM BUDGET EXPENDITURES**

This year's budget reflects a significant investment in facilities including improvements for the barrel hanger and interior finishes of the terminal building. These improvements are in addition to continuing initiatives to maintain airport buildings, fueling systems, pavements, electrical runway lighting and the grounds that surround the facilities.



**City of Yankton**  
**Adopted 2012 Budget**

Fund: **General**

Function: **Public Services**

Activity: **Chan Gurney Airport**

ACCOUNT NO.	DESCRIPTION	2008 ACTUAL	2009 ACTUAL	2010 ACTUAL	2011 ADOPTED	2011 Y.T.D.	2011 ESTIMATED	2012 ADOPTED
101 127 101	Regular Salaries & Wages	\$19,941	\$20,146	\$21,833	\$23,072	\$8,656	\$23,072	\$24,049
101 127 102	Temp. Salaries & Wages	\$15,009	\$10,614	\$14,259	\$14,400	\$4,980	\$14,400	\$14,400
101 127 103	Overtime Wages	\$454	\$921	\$1,613	\$1,000	\$1,260	\$1,260	\$1,000
101 127 111	OASI	\$2,754	\$2,158	\$2,825	\$2,943	\$1,108	\$2,963	\$3,018
101 127 121	Retirement	\$1,267	\$1,097	\$1,407	\$1,444	\$595	\$1,460	\$1,503
101 127 131	Worker's Compensation	\$806	\$797	\$826	\$973	\$0	\$973	\$1,022
101 127 132	Group Insurance	\$2,789	\$3,384	\$4,885	\$3,866	\$2,266	\$3,866	\$4,253
101 127 133	Unemployment Insurance	\$63	\$67	\$189	\$306	\$67	\$306	\$321
	<b>Subtotal Personnel Services</b>	<b>\$43,083</b>	<b>\$39,184</b>	<b>\$47,837</b>	<b>\$48,004</b>	<b>\$18,932</b>	<b>\$48,300</b>	<b>\$49,566</b>
101 127 201	Insurance	\$16,332	\$13,737	\$14,341	\$18,006	\$14,694	\$18,006	\$18,906
101 127 202	Professional Services-Manager/Other	\$37,538	\$9,199	\$10,102	\$12,000	\$2,488	\$12,000	\$12,000
101 127 203	Bank Card Discounts	\$3,542	\$0	\$0	\$0	\$0	\$0	\$0
101 127 211	Publishing/Advertising	\$0	\$0	\$0	\$0	\$0	\$0	\$0
101 127 221	Rep. & Maintenance-Equipment	\$11,500	\$11,145	\$18,805	\$17,000	\$19,136	\$20,000	\$20,000
101 127 222	Rep. & Maintenance-Vehicles	\$0	\$0	\$0	\$1,500	\$0	\$1,500	\$1,500
101 127 223	Rep. & Maintenance-Buildings	\$1,462	\$1,774	\$2,454	\$2,500	\$77	\$2,500	\$2,500
101 127 224	Rep. & Maint.-Central Garage	\$10,238	\$14,964	\$13,253	\$5,000	\$4,501	\$17,500	\$19,250
101 127 225	Rep. & Maint.-Runways & Aprons	\$0	\$0	\$1,410	\$1,000	\$459	\$1,000	\$1,000
101 127 236	Janitorial Supplies	\$1,435	\$602	\$868	\$1,000	\$385	\$1,000	\$1,000
101 127 238	Garage Gasoline & Lubricants	\$59,636	\$0	\$0	\$0	\$0	\$0	\$0
101 127 241	Agricultural Supplies	\$525	\$205	\$1,931	\$1,000	\$285	\$1,750	\$1,750
101 127 247	Small Tools and Hardware	\$622	\$274	\$349	\$500	\$0	\$500	\$500
101 127 265	Conference & Meetings	\$75	\$145	\$60	\$750	\$110	\$750	\$750
101 127 271	Telephone	\$921	\$976	\$1,006	\$1,100	\$343	\$1,100	\$1,100
101 127 272	Electricity	\$9,452	\$9,976	\$10,319	\$11,000	\$4,351	\$11,000	\$11,000
101 127 273	Fuel-Heating	\$12,969	\$10,921	\$7,842	\$16,000	\$6,275	\$13,000	\$13,000
101 127 274	Water Service	\$1,185	\$827	\$869	\$1,200	\$303	\$900	\$900
101 127 275	Wastewater Service	\$1,023	\$518	\$539	\$1,100	\$176	\$750	\$750
101 127 276	Landfill	\$509	\$527	\$459	\$600	\$189	\$500	\$600
	<b>Subtotal Other Current Expenditures</b>	<b>\$168,964</b>	<b>\$75,790</b>	<b>\$84,607</b>	<b>\$91,256</b>	<b>\$53,772</b>	<b>\$103,756</b>	<b>\$106,506</b>
101 127 301	Capital Repairs and Maintenance	\$1,474	\$0	\$7,730	\$10,000	\$0	\$10,000	\$10,500
101 127 320	Buildings & Structures	\$134,719	\$19,141	\$0	\$34,145	\$4,750	\$34,145	\$38,145
101 127 350	Equipment	\$0	\$2,200	\$13,314	\$0	\$0	\$0	\$0
101 127 411	Interest	\$0	\$13,146	\$0	\$0	\$0	\$0	\$0
	<b>Subtotal Capital Expenditures</b>	<b>\$136,193</b>	<b>\$34,487</b>	<b>\$21,044</b>	<b>\$44,145</b>	<b>\$4,750</b>	<b>\$44,145</b>	<b>\$48,645</b>
	<b>Total Expenditures</b>	<b>\$348,240</b>	<b>\$149,461</b>	<b>\$153,488</b>	<b>\$183,405</b>	<b>\$77,454</b>	<b>\$196,201</b>	<b>\$204,717</b>

## **OUTSIDE AGENCIES**

### **ACCOUNT #101-131**

**PURPOSE OF THIS DEPARTMENT:** Why does this department exist?

The City of Yankton provides annual funding for various non-profit agencies within the City. The City Commission asks agencies that are new or have requested additional funds from previous fiscal years to appear before the City Commission at the budget workshops. In 2002, the City Commission voted to move the Yankton Area Chamber of Commerce, Yankton Area Progressive Growth (YAPG), District III requests into a separate category entitled Contractual Services.

# **CONTRACTUAL SERVICES**

**ACCOUNT #101-132**

**PURPOSE OF THIS DEPARTMENT:** Why does this department exist?

The City of Yankton provides annual funding for various non-profit agencies within the City.

## **INTENDED OUTCOMES FROM BUDGET EXPENDITURES**

Continued funding for outside agencies and contractual services will maintain the municipality's investment in social service that have been provided for in the previous year, including but not limited to the provision of mental health services, public transportation, and small business development resources.

Additionally, funding is continued to be provided to Planning and Development District III for the technical resources of grant availability and procurement, including but not limited to GIS initiatives and CDBG grants. The Economic Development Commission also is set for funding to pursue the objectives of primary and gap related recruitment and development activities.



# **SENIOR CITIZEN'S CENTER**

## **ACCOUNT #101-141**

### **PURPOSE OF THIS DEPARTMENT:** Why does this department exist?

The Senior Citizen's Center includes a membership of 804 and is an active organization that provides programs and services to the local senior population. The Senior Citizen's Center is a community focal point on aging where older persons, as individuals or in groups, come together for services and activities that enhance their dignity, support their independence and encourage their involvement in and with the community. As part of a comprehensive community strategy to meet the needs of older persons, the Senior Citizens' Center programs take place within this facility. These programs consist of a variety of services and activities in such areas as education, creative arts, recreation, advocacy, leadership development, employment, health, social work and other supportive services. The Center also serves as a community resource for information on aging and for developing new approaches to aging programs.

The Senior Citizens Center was constructed in a joint effort between the City of Yankton and Yankton County in 1978, and all costs are shared 50/50. City staff provides assistance to the Senior Citizens Center staff in the repair and preventive maintenance of building and equipment.

**DEPARTMENT PERSONNEL:** .25 Maintenance Technician

---

### **GOALS OF THIS DEPARTMENT:** What will this department attempt to accomplish this year?

Provide timely response to questions concerning the operation and care of equipment located in the Senior Citizens' Center building. Maintain contact with center to update equipment and provide information and assistance for capital improvements.

---

### **OBJECTIVES FOR REACHING OUR GOALS:**

- Purchase supplies used in maintaining equipment and building.
  - Service and perform preventive maintenance to heating ventilation and air conditioning units.
  - Provide inspections of building and equipment.
  - Provide assistance, as needed for building and equipment repairs.
  - Maintain building and equipment.
- 

### **INTENDED OUTCOMES FROM BUDGET EXPENDITURES**

The Senior Citizen's Center budget supports an integral part of Yankton's population by ensuring a safe, well maintained facility for daily use. Senior Citizen's Center board members are striving to acquire grant funding to establish a backup power supply in 2012. Board members are hopeful that the grant funding available will allow the board's generator project to come to fruition. Internal 2012 priorities include maintenance investments in the garage roof and parking lot.

**City of Yankton**  
**Adopted 2012 Budget**

Fund: **General**

Function: **Culture - Recreation**

Activity: **Senior Citizens Center**

ACCOUNT NO.	DESCRIPTION	2008 ACTUAL	2009 ACTUAL	2010 ACTUAL	2011 ADOPTED	2011 Y.T.D.	2011 ESTIMATED	2012 ADOPTED
101 141 101	Regular Salaries & Wages	\$3,500	\$3,549	\$3,846	\$3,846	\$1,456	\$3,846	\$4,009
101 141 111	OASI	\$267	\$271	\$294	\$294	\$111	\$294	\$307
101 141 121	Retirement	\$210	\$213	\$231	\$231	\$87	\$231	\$241
101 141 131	Worker's Compensation	\$0	\$0	\$0	\$7	\$0	\$7	\$7
101 141 132	Group Insurance	\$558	\$587	\$615	\$773	\$280	\$773	\$850
101 141 133	Unemployment Insurance	\$3	\$4	\$15	\$39	\$6	\$39	\$41
	<b>Subtotal Personnel Services</b>	<b>\$4,538</b>	<b>\$4,624</b>	<b>\$5,001</b>	<b>\$5,190</b>	<b>\$1,940</b>	<b>\$5,190</b>	<b>\$5,455</b>
101 141 201	Insurance	\$2,955	\$2,897	\$3,118	\$3,420	\$3,240	\$3,420	\$3,591
101 141 223	Repair & Maintenance-Buildings	\$2,830	\$3,051	\$4,830	\$4,500	\$1,740	\$4,500	\$4,500
101 141 234	Copies	\$0	\$0	\$0	\$0	\$0	\$0	\$0
101 141 236	Janitorial Supplies	\$2,701	\$2,183	\$2,173	\$2,200	\$832	\$2,200	\$2,200
101 141 272	Electricity	\$17,998	\$17,472	\$17,335	\$18,250	\$5,373	\$18,250	\$18,250
101 141 273	Fuel-Heating	\$6,182	\$4,090	\$4,960	\$7,000	\$2,952	\$7,000	\$7,000
101 141 274	Water Service	\$2,022	\$2,326	\$2,531	\$2,200	\$474	\$2,600	\$2,600
101 141 275	Sewer Service	\$1,260	\$1,269	\$1,214	\$1,340	\$405	\$1,340	\$1,340
101 141 276	Landfill	\$868	\$820	\$824	\$900	\$260	\$900	\$900
	<b>Subtotal Expenditures</b>	<b>\$36,816</b>	<b>\$34,108</b>	<b>\$36,985</b>	<b>\$39,810</b>	<b>\$15,276</b>	<b>\$40,210</b>	<b>\$40,381</b>
101 141 301	Capital Repairs and Maintenance	\$0	\$1,073	\$2,753	\$11,600	\$0	\$9,600	\$15,200
101 141 320	Buildings & Structures	\$12,756	\$0	\$0	\$0	\$0	\$0	\$0
101 141 350	Equipment	\$8,979	\$0	\$0	\$2,500	\$0	\$3,000	\$47,218
101 141 421	Fiscal Fees	\$40	\$0	\$0	\$0	\$0	\$0	\$0
101 141 431	Other Debt Service	\$36,900	\$36,900	\$36,900	\$36,900	\$15,375	\$36,900	\$36,900
	<b>Subtotal Capital Expenditures</b>	<b>\$58,675</b>	<b>\$37,973</b>	<b>\$39,653</b>	<b>\$51,000</b>	<b>\$15,375</b>	<b>\$49,500</b>	<b>\$99,318</b>
	<b>Total Expenditures</b>	<b>\$100,029</b>	<b>\$76,705</b>	<b>\$81,639</b>	<b>\$96,000</b>	<b>\$32,591</b>	<b>\$94,900</b>	<b>\$145,154</b>

# **COMMUNITY LIBRARY**

## **ACCOUNT #101-142**

**PURPOSE OF THIS DEPARTMENT:** Why does this department exist?

The mission of the Yankton Community Library is to uphold the public's freedom of access to information by providing a dynamic collection in a variety of formats and technologies, and to respond to the needs of the community through timely services and programs.

**DEPARTMENT PERSONNEL:** four full-time and nine part-time staff members

---

### **GOALS OF THIS DEPARTMENT:**

- 1 Provide programs and services for all ages that meet the needs of the community.
- 2 Provide a dynamic collection in a variety of formats.
- 3 Provide quality customer service.

---

### **OBJECTIVES FOR REACHING OUR GOALS:**

- Establish baseline ratings for quality and use of programs through a survey instrument.
- Increase library cardholders by 2%.
- Increase the number of teens and 'tweens program participants by 10%.
- Establish baseline ratings for technology tools.
- Establish baseline rating for customer satisfaction related to collection quality and formats.
- Increase collection circulation by 5%.
- Weed entire collection on a two-year cycle.
- Establish baseline ratings for customer service.

---

### **INTENDED OUTCOMES FROM BUDGET EXPENDITURES**

The 2012 Library budget represents a continued effort to improve the technology capacities offered with specific enhancements in electronic resources including improvements that facilitate access to these services. The 2012 budget also includes plans for the improvement of processes and flow within both the operational and customer components of the Library, providing for better use of resources and an improved customer experience.

**City of Yankton**  
**Adopted 2012 Budget**

Fund: **General**

Function: **Culture - Recreation**

Activity: **Community Library**

ACCOUNT NO.	DESCRIPTION	2008 ACTUAL	2009 ACTUAL	2010 ACTUAL	2011 ADOPTED	2011 Y.T.D.	2011 ESTIMATED	2012 ADOPTED
101 142 101	Regular Salaries & Wages	\$277,331	\$288,273	\$277,938	\$323,234	\$106,805	\$323,234	\$336,926
101 142 102	Temp. Salaries & Wages	\$44,487	\$47,419	\$48,702	\$38,336	\$18,231	\$38,336	\$38,336
101 142 103	Overtime Wages	\$94	\$0	\$37	\$350	\$32	\$350	\$350
101 142 111	OASI	\$23,614	\$24,671	\$24,315	\$27,687	\$9,463	\$27,687	\$28,734
101 142 121	Retirement	\$16,645	\$17,296	\$16,316	\$19,415	\$6,410	\$19,415	\$20,237
101 142 131	Worker's Compensation	\$1,364	\$1,361	\$1,325	\$1,647	\$0	\$1,647	\$1,729
101 142 132	Group Insurance	46,115	49,484	47,961	74,172	\$23,265	74,172	\$81,589
101 142 133	Unemployment Insurance	\$411	\$546	\$1,475	\$1,864	\$576	\$1,864	\$1,957
	<b>Subtotal Personnel Services</b>	<b>\$410,061</b>	<b>\$429,050</b>	<b>\$418,069</b>	<b>\$486,705</b>	<b>\$164,782</b>	<b>\$486,705</b>	<b>\$509,858</b>
101 142 201	Insurance	\$7,139	\$7,125	\$7,506	\$7,881	\$7,798	\$7,881	\$8,275
101 142 202	Professional Services	\$26,648	\$23,110	\$19,560	\$25,000	\$6,918	\$24,900	\$28,000
101 142 211	Publishing	\$0	\$1,290	\$1,718	\$1,500	\$566	\$1,000	\$1,000
101 142 212	Rentals & Xerox Supplies	\$1,871	\$5,545	\$5,513	\$5,600	\$2,125	\$6,600	\$8,500
101 142 221	Rep. & Maintenance-Equipment	\$2,262	\$4,793	\$1,332	\$2,500	\$2,230	\$2,500	\$2,500
101 142 223	Rep. & Maintenance-Buildings	\$6,334	\$5,624	\$2,125	\$5,000	\$827	\$5,000	\$5,000
101 142 224	Rep. & Maintenance-Central Garage	\$51	\$25	\$0	\$0	\$0	\$0	\$0
101 142 231	Postage	\$3,345	\$4,238	\$4,384	\$3,000	\$1,415	\$3,080	\$3,200
101 142 232	Office Supplies	\$7,119	\$6,068	\$10,922	\$8,500	\$2,265	\$8,500	\$8,500
101 142 233	Printing & Binding	\$396	\$0	\$0	\$500	\$0	\$0	\$0
101 142 235	Subscriptions & Publications	\$7,617	\$4,212	\$10,667	\$9,000	\$1,534	\$9,000	\$9,200
101 142 236	Janitorial Supplies	\$1,143	\$1,659	\$1,180	\$2,000	\$514	\$2,000	\$2,000
101 142 242	Program Supplies	\$832	\$750	\$1,673	\$1,000	\$200	\$1,000	\$1,200
101 142 248	Photography-Audio Visual	\$1,360	\$390	\$0	\$300	\$0	\$0	\$0
101 142 261	Membership Dues	\$327	\$385	\$220	\$600	\$365	\$600	\$600
101 142 263	Travel Expense	\$1,289	\$46	\$430	\$1,000	\$90	\$1,000	\$2,000
101 142 265	Conference & Meetings	\$795	\$743	\$670	\$1,000	\$0	\$1,000	\$2,000
101 142 271	Telephone	\$2,125	\$1,341	\$1,414	\$1,400	\$479	\$1,460	\$1,500
101 142 272	Electricity	\$16,640	\$15,872	\$16,644	\$18,500	\$4,946	\$17,500	\$18,000
101 142 273	Fuel-Heating	\$4,456	\$3,062	\$3,032	\$4,500	\$1,902	\$4,000	\$4,000
101 142 274	Water Service	\$1,794	\$1,694	\$1,719	\$2,000	\$227	\$2,000	\$2,000
101 142 275	Sewer Service	\$532	\$589	\$598	\$650	\$236	\$680	\$680
101 142 276	Landfill	\$370	\$400	\$400	\$450	\$128	\$400	\$400
	<b>Subtotal Other Current Expenditures</b>	<b>\$94,445</b>	<b>\$88,961</b>	<b>\$91,707</b>	<b>\$101,881</b>	<b>\$34,765</b>	<b>\$100,101</b>	<b>\$108,555</b>
101 142 301	Capital Repairs and Maintenance	\$61,967	\$0	\$1,203	\$0	\$0	\$0	\$0
101 142 320	Buildings	\$0	\$2,000	\$4,000	\$11,000	\$0	\$11,000	\$0
101 142 340	Books	\$42,328	\$45,188	\$46,229	\$47,000	\$9,361	\$47,000	\$48,000
101 142 342	A V Capital	\$6,861	\$7,190	\$7,928	\$9,200	\$2,288	\$9,200	\$10,000
101 142 350	Equipment	\$5,922	\$5,419	\$0	\$0	\$0	\$0	\$10,000
101 142 530	Refunds & Reimbursements	\$137	\$0	\$0	\$0	\$0	\$0	\$0
	<b>Subtotal Capital Expenditures</b>	<b>\$117,215</b>	<b>\$59,797</b>	<b>\$59,360</b>	<b>\$67,200</b>	<b>\$11,649</b>	<b>\$67,200</b>	<b>\$68,000</b>
	<b>Total Expenditures</b>	<b>\$621,721</b>	<b>\$577,808</b>	<b>\$569,136</b>	<b>\$655,786</b>	<b>\$211,196</b>	<b>\$654,006</b>	<b>\$686,413</b>



**OPERATING TRANSFERS**  
**ACCOUNT #101-182**

**PURPOSE OF THIS DEPARTMENT:** Why does this department exist?

The purpose of the operating transfer fund is to account for contributions/subsidies made by the General Fund to other departments.

**City of Yankton**  
**Adopted 2012 Budget**

Fund: **General**

Function: **Operating Transfers**

Activity: **Finance Office**

ACCOUNT NO.	DESCRIPTION	2008 ACTUAL	2009 ACTUAL	2010 ACTUAL	2011 ADOPTED	2011 Y.T.D.	2011 ESTIMATED	2012 ADOPTED
101 182 620	Parks & Recreation Fund	\$779,936	\$690,500	\$768,349	\$853,647	\$414,704	\$859,565	\$956,384
101 182 622	Memorial Park Pool	\$99,451	\$92,056	\$157,655	\$151,277	\$75,639	\$126,717	\$130,341
101 182 623	Marne Creek Fund	\$74,454	\$72,364	\$75,240	\$98,105	\$49,053	\$101,408	\$141,596
101 182 625	Recreation/SAC	\$230,905	\$230,328	\$233,754	\$253,906	\$126,953	\$253,906	\$219,318
101 182 627	911 Fund / Dispatch	\$0	\$0	\$0	\$0	\$0	\$512,617	\$519,473
101 182 634	Transfer to Debt Service	\$0	\$0	\$0	\$0	\$0	\$43,000	\$198,200
101 182 652	Airport Capital	\$6,443	\$20,100	\$34,500	\$10,347	\$1,200	\$0	\$14,969
101 182 653	Park Capital	\$184,419	\$74,912	\$43,298	\$108,669	\$24,338	\$344,449	\$393,613
101 182 661	Cemetery Fund	\$59,362	\$54,765	\$31,226	\$64,866	\$32,433	\$57,261	\$74,860
	<b>Total Transfers</b>	<b>\$1,434,970</b>	<b>\$1,235,025</b>	<b>\$1,344,022</b>	<b>\$1,540,817</b>	<b>\$724,320</b>	<b>\$2,298,923</b>	<b>\$2,648,754</b>

# GENERAL FUND SUMMARY

**PURPOSE:** The following four pages are a summary of the Adopted General Fund Expenditures by department and by function. The functions are divided into our three spending groups:

**100 Series** - Personnel Services

**200 Series** - Other Current Expenditures

**300 Series** - Capital Expenditures

These pages are a management tool for comparative and analysis purposes.

**City of Yankton**  
Adopted 2012 Budget

Fund: **General**

Function: **Summary-Personnel Services**

ACCOUNT NO.	DESCRIPTION	2008 ACTUAL	2009 ACTUAL	2010 ACTUAL	2011 ADOPTED	2011 Y.T.D.	2011 ESTIMATED	2012 ADOPTED
	City Commission	\$31,883	\$34,178	\$33,407	\$35,995	\$12,916	\$34,802	\$35,516
	City Manager	\$267,457	\$306,174	\$227,221	\$243,545	\$90,276	\$243,545	\$255,216
	City Attorney	\$21,628	\$34,885	\$40,450	\$39,401	\$14,970	\$39,401	\$39,433
	Finance Office	\$430,538	\$432,202	\$451,622	\$498,143	\$176,129	\$498,143	\$523,244
	Information Services	\$73,649	\$76,245	\$77,735	\$86,630	\$42,220	\$86,746	\$149,444
	Community Development	\$0	\$0	\$222,649	\$233,756	\$85,908	\$233,756	\$287,434
	Police	\$2,040,737	\$2,053,495	\$2,176,475	\$2,328,084	\$858,096	\$1,877,460	\$1,927,096
	Animal Control	\$38,750	\$39,925	\$43,319	\$43,947	\$16,760	\$43,947	\$45,835
	Fire Department.	\$152,349	\$156,308	\$158,719	\$177,085	\$60,080	\$168,332	\$176,282
	Engineering	\$530,289	\$549,780	\$450,197	\$473,832	\$171,315	\$473,832	\$496,581
	Street Division	\$668,619	\$677,158	\$711,654	\$802,221	\$259,342	\$802,221	\$841,425
	Snow & Ice Removal	\$27,208	\$43,802	\$42,561	\$32,717	\$28,570	\$41,329	\$33,961
	City Hall	\$66,170	\$67,062	\$72,774	\$77,749	\$28,809	\$79,044	\$81,745
	Traffic Control	\$28,165	\$26,237	\$27,803	\$31,679	\$14,639	\$31,679	\$33,180
	Chan Gurney Airport	\$43,083	\$39,184	\$47,837	\$48,004	\$18,932	\$48,300	\$49,566
	Senior Citizens Center	\$4,538	\$4,624	\$5,001	\$5,190	\$1,940	\$5,190	\$5,455
	Community Library	\$410,061	\$429,050	\$418,069	\$486,705	\$164,782	\$486,705	\$509,858
	<b>Total Personnel Services</b>	<b>\$4,835,124</b>	<b>\$4,970,309</b>	<b>\$5,207,493</b>	<b>\$5,644,683</b>	<b>\$2,045,684</b>	<b>\$5,194,432</b>	<b>\$5,491,271</b>

**City of Yankton**  
**Adopted 2012 Budget**

Fund: **General**

Function: **Summary-Other Current Expenditures**

ACCOUNT NO.	DESCRIPTION	2008 ACTUAL	2009 ACTUAL	2010 ACTUAL	2011 ADOPTED	2011 Y.T.D.	2011 ESTIMATED	2012 ADOPTED
	City Commission	\$84,763	\$69,342	\$54,358	\$113,017	\$39,928	\$114,417	\$87,419
	City Manager	\$31,572	\$31,614	\$28,178	\$42,762	\$11,781	\$42,762	\$42,780
	City Attorney	\$26,837	\$28,812	\$4,811	\$10,000	\$1,600	\$10,000	\$10,000
	Finance Office	\$35,059	\$33,328	\$34,801	\$39,869	\$9,455	\$40,469	\$40,903
	Information Services	\$12,955	\$19,407	\$14,524	\$36,377	\$5,875	\$36,377	\$36,390
	Community Development	\$0	\$0	\$13,890	\$46,200	\$4,811	\$42,750	\$43,700
	Contingency	\$0	\$0	\$0	\$200,000	\$0	\$100,000	\$200,000
	Police	\$325,937	\$264,209	\$332,302	\$402,580	\$158,126	\$353,410	\$369,142
	Animal Control	\$7,484	\$5,132	\$4,240	\$11,384	\$1,935	\$7,769	\$8,511
	Fire Department.	\$111,255	\$103,564	\$120,998	\$165,599	\$41,985	\$154,249	\$160,649
	Civil Defense	\$2,399	\$2,127	\$1,409	\$3,175	\$331	\$3,175	\$3,275
	Engineering	\$47,843	\$43,392	\$42,987	\$64,398	\$13,631	\$64,798	\$65,885
	Street Division	\$380,736	\$359,681	\$438,161	\$484,369	\$130,413	\$498,469	\$516,947
	Snow & Ice Removal	\$87,955	\$64,263	\$84,507	\$82,880	\$54,701	\$98,530	\$98,392
	City Hall	\$68,283	\$62,785	\$55,983	\$91,413	\$30,613	\$93,021	\$95,046
	Traffic Control	\$242,495	\$238,122	\$231,651	\$253,686	\$119,818	\$245,186	\$250,810
	Chan Gurney Airport	\$168,964	\$75,790	\$84,607	\$91,256	\$53,772	\$103,756	\$106,506
	Special Appropriations	\$345,559	\$311,294	\$284,755	\$283,098	\$232,511	\$276,436	\$283,468
	Senior Citizens Center	\$36,816	\$34,108	\$36,985	\$39,810	\$15,276	\$40,210	\$40,381
	Community Library	\$94,445	\$88,961	\$91,707	\$101,881	\$34,765	\$100,101	\$108,555
	Operating Transfers	\$1,434,970	\$1,235,025	\$1,344,022	\$1,540,817	\$0	\$2,298,923	\$2,648,754
	<b>Total Other Current Expenditure</b>	<b>\$3,546,327</b>	<b>\$3,070,956</b>	<b>\$3,304,876</b>	<b>\$4,104,571</b>	<b>\$961,327</b>	<b>\$4,724,808</b>	<b>\$5,217,513</b>

**City of Yankton**  
**Adopted 2012 Budget**

Fund: **General**

Function: **Summary-Capital Expenditures**

ACCOUNT NO.	DESCRIPTION	2008 ACTUAL	2009 ACTUAL	2010 ACTUAL	2011 ADOPTED	2011 Y.T.D.	2011 ESTIMATED	2012 ADOPTED
	City Manager's Office	\$155	\$0	\$598	\$1,000	\$0	\$1,000	\$1,000
	Finance Office	\$0	\$0	\$0	\$1,000	\$0	\$1,000	\$1,000
	Information Services	\$31,860	\$17,996	\$5,347	\$96,000	\$0	\$96,000	\$67,000
	Community Development	\$0	\$0	\$518	\$0	\$0	\$0	\$1,900
	Police	\$83,811	\$93,585	\$117,647	\$156,500	\$58,867	\$153,500	\$129,000
	Animal Control	\$2,365	\$0	\$0	\$38,000	\$23,460	\$38,000	\$3,500
	Fire Department.	\$169,629	\$2,050,454	\$327,211	\$1,026,985	\$122,613	\$996,325	\$314,232
	Civil Defense	\$21,623	\$0	\$7,460	\$10,000	\$0	\$10,000	\$2,750
	Engineering	\$15,212	\$14,884	\$0	\$2,500	\$0	\$2,500	\$14,000
	Street Division	\$361,416	\$158,798	\$94,699	\$373,000	\$283,690	\$300,554	\$165,000
	Snow & Ice Removal	\$191,002	\$5,777	\$25,449	\$10,000	\$9,030	\$10,000	\$11,000
	City Hall	\$17,209	\$23,620	\$67,178	\$7,500	\$0	\$2,500	\$21,500
	Traffic Control	\$0	\$0	\$18,663	\$167,500	\$0	\$167,500	\$44,000
	Chan Gurney Airport	\$136,193	\$34,487	\$21,044	\$44,145	\$4,750	\$44,145	\$48,645
	Senior Citizens Center	\$58,675	\$37,973	\$39,653	\$51,000	\$15,375	\$49,500	\$99,318
	Community Library	\$117,215	\$59,797	\$59,360	\$67,200	\$11,649	\$67,200	\$68,000
	<b>Total Capital Expenditures</b>	<b>\$1,206,365</b>	<b>\$2,497,371</b>	<b>\$784,827</b>	<b>\$2,052,330</b>	<b>\$529,434</b>	<b>\$1,939,724</b>	<b>\$991,845</b>

**City of Yankton**  
**Adopted 2012 Budget**

Fund: **General**

Function: **Summary-Total Expenditures**

ACCOUNT NO.	DESCRIPTION	2008 ACTUAL	2009 ACTUAL	2010 ACTUAL	2011 ADOPTED	2011 Y.T.D.	2011 ESTIMATED	2012 ADOPTED
	City Commission	\$116,646	\$103,520	\$87,765	\$149,012	\$52,844	\$149,219	\$122,935
	City Manager	\$299,184	\$337,788	\$255,997	\$287,307	\$102,057	\$287,307	\$298,996
	City Attorney	\$48,465	\$63,697	\$45,261	\$49,401	\$16,570	\$49,401	\$49,433
	Finance Office	\$465,597	\$465,530	\$486,423	\$539,012	\$185,584	\$539,612	\$565,147
	Information Services	\$118,464	\$113,648	\$97,606	\$219,007	\$48,095	\$219,123	\$252,834
	Community Development	\$0	\$0	\$237,057	\$279,956	\$90,719	\$276,506	\$333,034
	Contingency	\$0	\$0	\$0	\$200,000	\$0	\$100,000	\$200,000
	Police	\$2,450,485	\$2,411,289	\$2,626,424	\$2,887,164	\$1,075,089	\$2,384,370	\$2,425,238
	Animal Control	\$48,599	\$45,057	\$47,559	\$93,331	\$42,155	\$89,716	\$57,846
	Fire Department.	\$433,233	\$2,310,326	\$606,928	\$1,369,669	\$224,678	\$1,318,906	\$651,163
	Civil Defense	\$24,022	\$2,127	\$8,869	\$13,175	\$331	\$13,175	\$6,025
	Engineering	\$593,344	\$608,056	\$493,184	\$540,730	\$184,946	\$541,130	\$576,466
	Street Division	\$1,410,771	\$1,195,637	\$1,244,514	\$1,659,590	\$673,445	\$1,601,244	\$1,523,372
	Snow & Ice Removal	\$306,165	\$113,842	\$152,517	\$125,597	\$92,301	\$149,859	\$143,353
	City Hall	\$151,662	\$153,467	\$195,935	\$176,662	\$59,422	\$174,565	\$198,291
	Traffic Control	\$270,660	\$264,359	\$278,117	\$452,865	\$134,457	\$444,365	\$327,990
	Chan Gurney Airport	\$348,240	\$149,461	\$153,488	\$183,405	\$77,454	\$196,201	\$204,717
	Special Appropriations	\$345,559	\$311,294	\$284,755	\$283,098	\$232,511	\$276,436	\$283,468
	Senior Citizens Center	\$100,029	\$76,705	\$81,639	\$96,000	\$32,591	\$94,900	\$145,154
	Community Library	\$621,721	\$577,808	\$569,136	\$655,786	\$211,196	\$654,006	\$686,413
	Operating Transfers	\$1,434,970	\$1,235,025	\$1,344,022	\$1,540,817	\$724,320	\$2,298,923	\$2,648,754
	<b>Total Expenditures</b>	<b>\$9,587,816</b>	<b>\$10,538,636</b>	<b>\$9,297,196</b>	<b>\$11,801,584</b>	<b>\$4,260,765</b>	<b>\$11,858,964</b>	<b>\$11,700,629</b>

# **PARKS AND RECREATION**

## **ACCOUNT #201**

### **PURPOSE OF THIS DEPARTMENT:** Why does this department exist?

The Mission of the Yankton Parks Department is to enhance the quality of life for the citizens of Yankton and the surrounding area by providing diverse parks, facilities, and urban forestry to serve a population with varied characteristics, interests, and needs. Dedication toward preservation of natural resources will ensure the opportunity for high-quality leisure experiences for present and future generations.

**DEPARTMENT PERSONNEL:** one Director of Parks and Recreation, one Park Superintendent, one Senior Grounds Maintenance Worker, four Grounds Maintenance Workers, one Urban Forestry Specialist, one Secretary and twelve Seasonal Employees.

---

### **GOALS OF THIS DEPARTMENT:** What will this department attempt to accomplish this year?

- 1 Provide well maintained entrance-ways, parks, and linked green space that provide a visually appealing component to the City and associated neighborhoods
  - 2 Establish high-quality leisure experiences for all individuals and associations
- 

### **OBJECTIVES FOR REACHING OUR GOALS:**

- Establish baseline ratings in the areas of park appearance and park placement
  - Establish baseline ratings in the areas of park usage and satisfaction
- 

### **INTENDED OUTCOMES FROM BUDGET EXPENDITURES**

The Parks Department budget focuses on maintaining and improving the City's park system so it is desirable as a leisure time activity and satisfies those who use the parks. Expenditures for maintaining the department's equipment fleet are planned which will allow for the proper maintenance of grounds and facilities. The department will enhance the aesthetics of the entrance-ways, parks, linked green space, and the trail system by removing dead, diseased, or hazardous trees from the City's right-of-ways; install concrete pads, granite pedestals, and sculptures for the River Walk Sculpture project; and improve the system with the maintenance and/or installation of trees, flower beds, and signage. Purchasing more agri-lime for the twelve baseball/softball fields the City maintains allows the fields to be playable sooner after rains, improves field aesthetics, and improves user satisfaction. With the heavy use of the ball fields at Sertoma Park, the play equipment in the park is important to families who attend ball games. New play equipment will be purchased, which will utilize a Land and Water Conservation Fund grant, and be installed at Sertoma Park which will enhance the safety, improve the aesthetics, and boost satisfaction of park users.

The Parks Department provides services to groups in the community who administer events that enhance the quality of life for area residents. The department will purchase more bleachers for City facilities which will allow for the movement of bleachers to these outside organizations' special events.



**City of Yankton**  
Adopted 2012 Budget

Fund: Parks & Recreation

Function: Culture-Recreation

Activity: Parks & Recreation

ACCOUNT NO.	DESCRIPTION	2008 ACTUAL	2009 ACTUAL	2010 ACTUAL	2011 ADOPTED	2011 Y.T.D.	2011 ESTIMATED	2012 ADOPTED
201 201 101	Regular Salaries & Wages	\$322,551	\$334,276	\$334,665	\$357,344	\$133,618	\$357,344	\$372,481
201 201 102	Temp. Salaries & Wages	\$56,270	\$48,115	\$42,871	\$50,000	\$5,346	\$50,000	\$50,000
201 201 103	Overtime Wages	\$2,564	\$2,126	\$3,392	\$2,000	\$1,121	\$3,000	\$3,000
201 201 111	OASI	\$28,787	\$28,963	\$28,420	\$31,315	\$10,513	\$31,391	\$32,549
201 201 121	Retirement	\$19,538	\$20,059	\$20,039	\$21,561	\$8,084	\$21,621	\$22,529
201 201 131	Worker's Compensation	\$7,911	\$8,021	\$8,301	\$9,090	\$0	\$9,090	\$9,545
201 201 132	Group Insurance	\$55,706	\$56,893	\$54,905	\$81,368	\$25,451	\$81,368	\$89,505
201 201 133	Unemployment Insurance	\$477	\$590	\$1,744	\$2,205	\$551	\$2,205	\$2,315
	Subtotal Personnel Services	\$493,804	\$499,043	\$494,337	\$554,883	\$184,684	\$556,019	\$581,924
201 201 201	Insurance	\$11,935	\$12,442	\$13,007	\$13,724	\$13,105	\$13,724	\$14,410
201 201 202	Professional Services	\$1,389	\$2,020	\$3,920	\$2,000	\$1,124	\$3,750	\$3,750
201 201 204	Contracted Serv.-Operations	\$70	\$996	\$0	\$1,000	\$0	\$1,000	\$1,000
201 201 211	Publishing	\$3,725	\$4,112	\$2,522	\$4,000	\$658	\$4,000	\$4,000
201 201 221	Rep. & Maintenance-Equipment	\$9,010	\$7,751	\$8,553	\$8,000	\$6,244	\$8,500	\$9,000
201 201 222	Rep. & Maint.-Vehicles	\$393	\$448	\$819	\$1,200	\$298	\$1,000	\$1,000
201 201 223	Rep. & Maintenance-Buildings	\$27,640	\$15,994	\$37,602	\$22,000	\$8,715	\$22,000	\$25,000
201 201 224	Rep. & Maint. Central Garage	\$45,294	\$30,036	\$34,080	\$35,000	\$13,255	\$44,000	\$48,500
201 201 231	Postage	\$1,264	\$620	\$311	\$1,200	\$129	\$1,200	\$700
201 201 232	Office Supplies	\$825	\$56	\$841	\$1,000	\$590	\$1,000	\$1,100
201 201 234	Copies	\$160	\$67	\$20	\$300	\$0	\$300	\$0
201 201 235	Subscriptions & Publications	\$57	\$53	\$0	\$100	\$15	\$100	\$200
201 201 236	Janitorial Supplies	\$2,637	\$3,285	\$6,672	\$4,000	\$1,021	\$4,000	\$5,000
201 201 240	Chemicals and Gases	\$459	\$4,159	\$1,080	\$6,000	\$3,460	\$4,000	\$4,000
201 201 241	Agricultural Supplies	\$13,160	\$19,174	\$22,797	\$19,500	\$5,025	\$21,500	\$23,000
201 201 242	Recreation Supplies-Operations	\$0	\$0	\$67	\$0	\$0	\$0	\$0
201 201 243	Medical and Safety Supplies	\$252	\$337	\$343	\$500	\$195	\$500	\$500
201 201 244	Uniforms and Dry Goods	\$240	\$377	\$453	\$1,200	\$331	\$1,200	\$1,200
201 201 247	Small Tools and Hardware	\$1,479	\$1,349	\$1,380	\$1,700	\$556	\$1,700	\$1,700
201 201 251	Meridian Trail Event	\$2,859	\$2,334	\$9,114	\$0	\$0	\$0	\$0
201 201 261	Membership Dues	\$330	\$300	\$285	\$500	\$45	\$500	\$500
201 201 263	Travel Expense	\$1,710	\$588	\$1,081	\$2,000	\$65	\$2,000	\$2,200
201 201 264	Schools	\$245	\$200	\$1,404	\$1,000	\$0	\$1,000	\$1,100
201 201 265	Conferences & Meetings	\$1,473	\$44	\$907	\$2,500	\$763	\$2,500	\$2,700
201 201 271	Telephone	\$4,096	\$3,763	\$3,508	\$4,200	\$1,250	\$4,200	\$3,900
201 201 272	Electricity	\$24,455	\$24,178	\$22,847	\$26,000	\$8,778	\$26,000	\$26,000
201 201 273	Fuel-Heating	\$4,999	\$3,436	\$3,921	\$5,000	\$3,837	\$5,000	\$5,000
201 201 274	Water Service	\$62,774	\$50,382	\$43,278	\$68,000	\$734	\$68,000	\$68,000
201 201 275	Sewer Service	\$1,826	\$1,719	\$1,991	\$2,000	\$482	\$2,000	\$2,100
201 201 276	Landfill	\$1,597	\$1,714	\$1,897	\$2,500	\$133	\$2,500	\$2,500
	Subtotal Other Current Expenditures	\$226,353	\$191,934	\$224,700	\$236,124	\$70,808	\$247,174	\$258,060
201 201 301	Capital Repair & Maintenance	\$8,511	\$5,662	\$0	\$5,000	\$0	\$5,000	\$5,000
201 201 350	Equipment	\$79,732	\$17,058	\$62,863	\$73,240	\$25,088	\$73,240	\$164,000
201 201 350	Vehicles	\$0	\$0	\$0	\$0	\$0	\$0	\$0
	Subtotal Capital Expenditures	\$88,243	\$22,720	\$62,863	\$78,240	\$25,088	\$78,240	\$169,000
	Total Expenditures	\$808,400	\$713,697	\$781,900	\$869,247	\$280,580	\$881,433	\$1,008,984

**City of Yankton**  
**Adopted 2012 Budget**

Fund: **Parks & Recreation**

Function: **Culture-Recreation**

Activity: **Parks & Recreation**

ACCOUNT NO.	DESCRIPTION	2008 ACTUAL	2009 ACTUAL	2010 ACTUAL	2011 ADOPTED	2011 Y.T.D.	2011 ESTIMATED	2012 ADOPTED
	Prior Year Balance	\$2,688	\$4,013	\$2,113	\$0	\$7,914	\$7,914	\$0
201 3348	Tree Grant	\$1,000	\$2,338	\$0	\$0	\$0	\$0	\$0
201 3349	LWCF Grant	\$0	\$0	\$0	\$0	\$0	\$0	\$40,000
201 3488	Concessions	\$7,229	\$900	\$300	\$0	\$0	\$0	\$0
201 3489	Other-Park Revenue	\$0	\$0	\$2	\$100	\$435	\$435	\$100
201 3491	Other-Non Taxable	\$0	\$0	(\$10)	\$0	\$398	\$400	\$0
	<b>Subtotal Park Revenue</b>	<b>\$8,229</b>	<b>\$3,238</b>	<b>\$292</b>	<b>\$100</b>	<b>\$833</b>	<b>\$835</b>	<b>\$40,100</b>
201 3610	Interest	\$7,856	\$3,891	\$2,798	\$3,500	\$363	\$600	\$500
201 3612	Sale of Fixed Assests	\$829	\$0	\$4,425	\$0	\$0	\$0	\$0
201 3615	Misc Reimbursement	\$0	\$1,353	\$0	\$0	\$519	\$519	\$0
201 3620	Rentals-Park (Picnic Shelters & Court Spaces)	\$8,538	\$8,013	\$10,663	\$12,000	\$4,314	\$12,000	\$12,000
201 3621	Rentals-Park Non Taxable	\$0	\$0	\$40	\$0	\$0	\$0	\$0
201 3640	Compen. for Loss & Damage	\$0	\$0	\$0	\$0	\$0	\$0	\$0
201 3660	Donations	\$4,337	\$4,802	\$1,134	\$0	\$0	\$0	\$0
	<b>Subtotal Misc. Revenue</b>	<b>\$21,560</b>	<b>\$18,059</b>	<b>\$19,060</b>	<b>\$15,500</b>	<b>\$5,196</b>	<b>\$13,119</b>	<b>\$12,500</b>
201 3910	Transfer from General Fund	\$779,936	\$690,500	\$768,349	\$829,265	\$414,704	\$859,565	\$956,384
	<b>Subtotal Transfer Revenue</b>	<b>\$779,936</b>	<b>\$690,500</b>	<b>\$768,349</b>	<b>\$829,265</b>	<b>\$414,704</b>	<b>\$859,565</b>	<b>\$956,384</b>
	<b>Total Funds Available</b>	<b>\$812,413</b>	<b>\$715,810</b>	<b>\$789,814</b>	<b>\$844,865</b>	<b>\$428,647</b>	<b>\$881,433</b>	<b>\$1,008,984</b>
	<b>Total Expenditures</b>	<b>\$808,400</b>	<b>\$713,697</b>	<b>\$781,900</b>	<b>\$869,247</b>	<b>\$280,580</b>	<b>\$881,433</b>	<b>\$1,008,984</b>
	<b>Ending Balance</b>	<b>\$4,013</b>	<b>\$2,113</b>	<b>\$7,914</b>	<b>(\$24,382)</b>	<b>\$148,067</b>	<b>\$0</b>	<b>\$0</b>

# **PARKS AND RECREATION ACCOUNT #202**

**PURPOSE OF THIS DEPARTMENT:** Why does this department exist?

The Mission of the Memorial Pool is to enhance the quality of life for the citizens of Yankton and the surrounding area by providing a diverse aquatic facility to serve a population with varied characteristics, interests, and needs.

---

**GOALS OF THIS DEPARTMENT:** What will this department attempt to accomplish this year?

- 1 Provide an affordable and enjoyable recreation opportunity for the area during the summer months.

---

**OBJECTIVES FOR REACHING OUR GOALS:**

- Establish a baseline rating on customer satisfaction.
- Reach an average daily attendance of 240 users.

---

**INTENDED OUTCOMES FROM BUDGET EXPENDITURES**

The Memorial Park Pool budget strives to create a diverse aquatic facility that will enhance the quality of life as it serves a population with varied characteristics, interests, and needs. The budget will improve the functionality, safety, and user satisfaction of the aquatics area by replacing furniture in and around the facility.



# SUMMIT ACTIVITIES CENTER

## ACCOUNT #203

**PURPOSE OF THIS DEPARTMENT:** Why does this department exist?

The Summit Activities Center Mission is to enhance the quality of life for the citizens of Yankton and the surrounding area by providing a facility for recreational, cultural, educational, social, and health enhancement programs to serve a population with varied characteristics, interests, and needs. The SAC/Yankton High School also provides a community center offering rental facilities such as theatres, meeting rooms, gyms, commons, and aquatic areas.

**DEPARTMENT PERSONNEL:** one Superintendent of Recreation / Facilities Manager, one Recreation Coordinator, one Office Specialist and approximately two hundred Seasonal Employees.

---

**GOALS OF THIS DEPARTMENT:** What will this division attempt to accomplish this year?

- 1 Provide an affordable and enjoyable recreation and activities opportunity for year round activity
  - 2 Provide for the greatest possible efficiencies in the development and operation of recreation programs/classes
- 

**OBJECTIVES FOR REACHING OUR GOALS:**

- Establish baseline ratings on value, diversity of activities, and user satisfaction.
  - Achieve an overall break even margin for recreation programs.
- 

**INTENDED OUTCOMES FROM BUDGET EXPENDITURES**

The Summit Activities Center budget focuses on maintaining and improving the facility by replacing a treadmill and elliptical cardio machine, replacing water basketball hoops, and improving the safety of the aquatic facility by replacing the chlorine feed unit. The budget will also improve the functionality, safety, and user satisfaction of the facility by replacing aquatic deck and lobby area furniture.

**City of Yankton**  
Adopted 2012 Budget

Fund: Parks & Recreation		Function: Culture-Recreation				Activity: Summit Activities Center		
ACCOUNT NO.	DESCRIPTION	2008 ACTUAL	2009 ACTUAL	2010 ACTUAL	2011 ADOPTED	2011 Y.T.D.	2011 ESTIMATED	2012 ADOPTED
203 203 101	Regular Salaries & Wages	\$114,868	\$112,345	\$129,926	\$137,961	\$53,274	\$133,000	\$138,634
203 203 102	Temp. Salaries & Wages	\$159,664	\$155,820	\$161,920	\$133,000	\$55,585	\$133,000	\$137,000
203 203 103	Overtime Wages	\$597	\$0	\$93	\$1,500	\$37	\$1,500	\$1,500
203 203 111	OASI	\$20,702	\$20,006	\$22,123	\$20,843	\$8,210	\$20,464	\$21,201
203 203 121	Retirement	\$6,744	\$6,465	\$7,778	\$8,368	\$3,199	\$8,070	\$8,408
203 203 131	Worker's Compensation	\$6,433	\$6,522	\$6,738	\$7,760	\$0	\$7,390	\$7,760
203 203 132	Group Insurance	\$16,729	\$18,595	\$23,599	\$33,350	\$12,614	\$29,000	\$31,900
203 203 133	Unemployment Insurance	\$635	\$865	\$1,942	\$2,898	\$579	\$2,760	\$2,898
	Subtotal Personnel Services	\$326,372	\$320,618	\$354,119	\$345,680	\$133,498	\$335,184	\$349,301
203 203 201	Insurance	\$338	\$331	\$994	\$392	\$371	\$1,043	\$1,095
203 203 202	Professional Services	\$29,610	\$40,508	\$55,868	\$45,000	\$12,145	\$60,000	\$65,000
203 203 203	Bank Card Discounts	\$5,510	\$3,204	\$1,629	\$4,000	\$728	\$3,000	\$3,000
203 203 204	Contracted Serv.-Operations	\$16,017	\$24,307	\$22,450	\$26,000	\$2,888	\$26,000	\$26,000
203 203 206	Cost of Service Provided - (school)	\$120,878	\$138,977	\$115,712	\$140,000	\$41,758	\$140,000	\$140,000
203 203 210	Promotional	\$105	\$21	\$0	\$0	\$0	\$0	\$0
203 203 211	Publishing & Advertising	\$1,199	\$2,667	\$5,480	\$4,000	\$2,667	\$5,000	\$6,000
203 203 213	Contracted Services(Ice Arena)	\$17,416	\$9,854	\$15,629	\$16,000	\$8,162	\$20,000	\$20,000
203 203 221	Rep. & Maintenance-Equipment	\$1,329	\$870	\$1,075	\$8,000	\$2,947	\$8,000	\$8,000
203 203 222	Rep. & Maint.-Vehicles	\$7	\$0	\$0	\$0	\$0	\$0	\$0
203 203 223	Rep. & Maintenance-Buildings	\$1,121	\$1,534	\$343	\$5,000	\$587	\$5,000	\$5,000
203 203 224	Rep. & Maint. Central Garage	\$1,152	\$207	\$334	\$1,700	\$127	\$1,700	\$1,700
203 203 231	Postage	\$449	\$1,580	\$1,363	\$1,600	\$682	\$1,600	\$1,700
203 203 232	Office Supplies	\$3,171	\$2,178	\$3,588	\$3,200	\$371	\$3,200	\$3,500
203 203 233	Printing & Binding	\$1,517	\$1,853	\$125	\$2,500	\$0	\$2,500	\$3,200
203 203 234	Copies	\$331	\$1,804	\$1,673	\$2,000	\$436	\$2,000	\$2,000
203 203 235	Subscriptions & Publications	\$57	\$200	\$0	\$200	\$137	\$200	\$200
203 203 236	Janitorial Supplies	\$7,536	\$9,356	\$7,965	\$9,500	\$3,125	\$9,500	\$10,000
203 203 240	Chemicals and Gases	\$5,201	\$8,695	\$4,999	\$9,000	\$4,156	\$9,000	\$9,000
203 203 241	Agricultural Supplies	\$0	\$0	\$180	\$0	\$0	\$0	\$0
203 203 242	Recreation Supplies-Operations	\$7,929	\$3,923	\$7,349	\$7,000	\$1,369	\$7,000	\$7,500
203 203 243	Medical and Safety Supplies	\$389	\$724	\$153	\$1,000	\$372	\$1,000	\$1,000
203 203 244	Uniforms and Dry Goods	\$1,908	\$1,399	\$909	\$2,500	\$564	\$2,638	\$2,500
203 203 247	Small Tools and Hardware	\$27	\$43	\$50	\$100	\$0	\$100	\$100
203 203 250	Rec. Supplies-Arts Program	\$417	\$26	\$371	\$100	\$0	\$371	\$200
203 203 251	Alcoa Ice Skating Rink	\$192	\$0	\$0	\$0	\$0	\$0	\$0
203 203 261	Membership Dues	\$0	\$0	\$325	\$300	\$0	\$300	\$400
203 203 263	Travel Expense	\$138	\$470	\$409	\$1,000	\$0	\$400	\$1,100
203 203 264	Schools	\$85	\$579	\$415	\$1,000	\$177	\$600	\$1,100
203 203 265	Conferences & Meetings	\$538	\$583	\$856	\$2,000	\$1,749	\$2,000	\$2,200
203 203 271	Telephone	\$3,243	\$2,816	\$2,714	\$3,000	\$946	\$3,000	\$3,000
203 203 274	Water Service	\$3,142	\$3,379	\$3,559	\$3,875	\$1,528	\$3,875	\$4,000
203 203 275	Sewer Service	\$1,492	\$1,555	\$1,603	\$2,000	\$957	\$2,000	\$2,000
203 203 276	Landfill	\$0	\$0	\$0	\$0	\$0	\$0	\$0
	Subtotal Other Current Expenditures	\$232,444	\$263,643	\$258,120	\$301,967	\$88,949	\$321,027	\$330,495
203 203 701	Cash Short	\$31	\$71	\$244	\$200	\$56	\$200	\$200
203 203 570	Theft	\$0	\$150	\$0	\$0	\$0	\$0	\$0
203 203 728	Misc. Concessions	\$2,369	\$5,120	\$6,600	\$5,500	\$2,805	\$5,500	\$6,000
203 203 766	Merchandise	\$706	\$3,076	\$3,856	\$5,000	\$1,122	\$5,000	\$5,000
203 203 782	Tournament Fees	\$1,400	\$0	\$0	\$0	\$0	\$0	\$0
203 203 784	Awards	\$4,476	\$3,306	\$3,536	\$4,000	\$2,398	\$4,000	\$4,200
	Subtotal Resale Expenditures	\$8,982	\$11,723	\$14,236	\$14,700	\$6,381	\$14,700	\$15,400
203 203 350	Equipment	\$0	\$0	\$0	\$12,000	\$12,360	\$12,360	\$10,000
	Subtotal Capital Expenditures	\$0	\$0	\$0	\$12,000	\$12,360	\$12,360	\$10,000
	Total Expenditures	\$567,798	\$595,984	\$626,475	\$674,347	\$241,188	\$683,271	\$705,196

**City of Yankton**  
**Adopted 2012 Budget**

**Fund: Parks & Recreation**

**Function: Culture-Recreation**

**Activity: Summit Activities Center**

ACCOUNT NO.	DESCRIPTION	2008 ACTUAL	2009 ACTUAL	2010 ACTUAL	2011 ADOPTED	2011 Y.T.D.	2011 ESTIMATED	2012 ADOPTED
	Prior Year Balance	(\$24,136)	(\$15,767)	(\$21,283)	(\$6,583)	\$2,464	\$2,464	\$18,928
203 3390	Yankton School District	\$0	\$20,072	\$28,878	\$31,000	\$10,139	\$31,000	\$31,000
203 3450	Knitting & Embroidery	\$0	\$360	\$0	\$0	\$0	\$0	\$0
203 3451	Skate Rentals	\$5,303	\$3,893	\$5,682	\$4,000	\$3,250	\$6,000	\$6,500
203 3452	Floor Hockey	\$408	\$0	\$0	\$0	\$0	\$0	\$0
203 3453	Pre-School Classes	\$0	\$1,140	\$0	\$0	\$0	\$0	\$0
203 3454	WSI / LGT	\$2,272	\$2,343	\$0	\$0	\$0	\$0	\$0
203 3455	Judi's Dance Studio	\$2,040	\$1,360	\$0	\$0	\$0	\$0	\$0
203 3456	Academy of Dance	\$836	\$990	\$0	\$0	\$0	\$0	\$0
203 3457	Dodgeball	\$1,836	\$2,288	\$0	\$0	\$0	\$0	\$0
203 3458	Kickball	\$3,983	\$684	\$0	\$0	\$0	\$0	\$0
203 3459	Alcoa Ice Skating Rink	\$14,041	\$10,575	\$14,568	\$12,000	\$7,792	\$15,000	\$16,000
203 3460	Yankton Children's Theater	\$1,860	\$2,641	\$0	\$0	\$0	\$0	\$0
203 3461	Archery	\$2,882	\$3,944	\$0	\$0	\$0	\$0	\$0
203 3462	Tennis	\$3,420	\$2,280	\$0	\$0	\$0	\$0	\$0
203 3464	Lifetime Sports	\$935	\$1,207	\$0	\$0	\$0	\$0	\$0
203 3465	Taekwondo	\$486	\$513	\$0	\$0	\$0	\$0	\$0
203 3466	Track	\$1,020	\$714	\$0	\$0	\$0	\$0	\$0
203 3467	PeeWee Baseball / Quick Start Tennis	\$0	\$321	\$0	\$0	\$0	\$0	\$0
203 3468	Gymnastics	\$2,552	\$2,012	\$0	\$0	\$0	\$0	\$0
203 3469	Women's Sand Volleyball	\$341	\$1,274	\$0	\$0	\$0	\$0	\$0
203 3470	Color Guard	\$352	\$2,928	\$0	\$0	\$0	\$0	\$0
203 3473	Basketball	\$4,475	\$3,962	\$0	\$0	\$0	\$0	\$0
203 3474	Women's Volleyball	\$7,193	\$5,472	\$0	\$0	\$0	\$0	\$0
203 3475	Men's Volleyball	\$2,358	\$1,910	\$0	\$0	\$0	\$0	\$0
203 3476	Mixed Volleyball	\$3,961	\$2,759	\$0	\$0	\$0	\$0	\$0
203 3477	Mixed Softball	\$8,866	\$10,000	\$0	\$0	\$0	\$0	\$0
203 3478	Arts Program	\$2,315	\$2,495	\$0	\$0	\$0	\$0	\$0
203 3479	One Ten Gallery	\$0	\$3,240	\$0	\$0	\$0	\$0	\$0
203 3480	Misc. Programs	\$491	\$286	\$0	\$0	\$0	\$0	\$0
203 3481	Personal Training	\$602	\$4,593	\$72	\$3,000	\$380	\$1,500	\$1,600
203 3482	Aerobics	\$12,350	\$10,869	\$0	\$0	\$0	\$0	\$0
203 3483	Women's Basketball	\$633	(\$283)	\$0	\$0	\$0	\$0	\$0
203 3484	Red Cross Lessons-SAC	\$9,583	\$9,460	\$593	\$2,500	\$1,119	\$2,500	\$2,500
203 3485	Day Camp	\$3,474	\$2,351	\$0	\$0	\$0	\$0	\$0
203 3486	COED Sand Volleyball	\$236	\$472	\$0	\$0	\$0	\$0	\$0
203 3487	Special Needs	\$316	\$475	\$0	\$0	\$0	\$0	\$0
203 3488	Rentals-SAC	\$13,665	\$12,154	\$10,904	\$14,000	\$7,862	\$11,000	\$12,000
203 3489	Rentals-City Hall Gym	\$2,614	\$2,832	\$1,401	\$3,500	\$1,672	\$1,672	\$2,000
203 3616	Cooking Classes	\$0	\$2,003	\$0	\$0	\$0	\$0	\$0
203 3701	Cash Long	\$28	\$87	\$210	\$200	\$175	\$200	\$200
203 3726	Contracted Concessions	\$0	\$0	\$5,544	\$5,500	\$1,917	\$5,500	\$6,000
203 3728	Misc. Concessions	\$7,001	\$10,613	\$6,878	\$6,000	\$3,220	\$6,000	\$7,000
203 3740	Annual Memberships	\$20,550	\$22,860	\$42,837	\$45,000	\$18,506	\$46,500	\$48,000
203 3741	Corporate Memberships	\$112,640	\$88,051	\$48,700	\$50,000	\$22,461	\$55,000	\$57,000
203 3742	Quarterly Memberships	\$40,796	\$46,942	\$82,855	\$75,000	\$45,375	\$90,000	\$100,000
203 3743	Daily Pass	\$18,200	\$37,912	\$38,180	\$57,000	\$20,004	\$40,000	\$41,500
203 3744	Adult Recreation Leagues	\$0	\$0	\$25,556	\$30,000	\$11,776	\$30,000	\$31,000
203 3745	Youth Recreation Leagues	\$0	\$0	\$1,218	\$1,200	\$1,282	\$2,400	\$2,500
203 3746	Daily Passes-Middle / SAC Programs	\$7,460	\$0	\$8,607	\$14,000	\$654	\$2,000	\$2,100
203 3747	Daily Passes-High School / TOT Time Child	\$1,839	\$0	\$128	\$200	\$130	\$300	\$400
203 3748	Daily Passes-College / ActiveNET Programs	\$1,099	\$0	\$71,983	\$59,000	\$56,798	\$73,000	\$75,000
203 3749	Daily Passes-Adult / Showers	\$3,406	\$0	\$138	\$150	\$5	\$150	\$150
203 3750	Studio Art Center	\$4,354	\$539	\$0	\$0	\$0	\$0	\$0
203 3751	Spanish Class	\$1,777	\$238	\$0	\$0	\$0	\$0	\$0
203 3752	Sewing Class	\$436	\$0	\$0	\$0	\$0	\$0	\$0
203 3753	Waterslide Passes	\$5,069	\$3,259	\$0	\$0	\$0	\$0	\$0
203 3754	Woodcarving class	\$133	\$152	\$0	\$0	\$0	\$0	\$0
203 3755	Yankton Summer Pool Pass	\$70	\$1,939	\$6,973	\$5,500	\$2,131	\$7,000	\$7,300
203 3766	Merchandise	\$1,120	\$1,066	\$1,472	\$1,500	\$650	\$1,500	\$1,600
203 3782	RTEC	\$0	\$1,963	\$0	\$0	\$0	\$0	\$0
203 3771	Advertisement Fee	\$204	\$725	\$1,689	\$350	\$350	\$500	\$600
	Subtotal SAC Revenue	\$343,881	\$352,935	\$405,066	\$420,600	\$217,648	\$428,722	\$451,950
203 3610	Interest	\$1,379	\$1,066	\$1,175	\$1,200	\$260	\$700	\$700
203 3615	Misc Reimbursements/School	\$0	\$6,124	\$0	\$0	\$568	\$600	\$0
203 3620	Rentals Non-Taxable	\$0	\$0	\$5,218	\$0	\$5,431	\$9,000	\$10,000
203 3660	Donations from Private	\$0	\$0	\$5,007	\$0	\$2,000	\$2,507	\$0
203 3690	Miscellaneous Non-Taxable	\$2	\$15	\$2	\$4,300	(\$32)	\$4,300	\$4,300
	Subtotal Misc. SAC Revenue	\$1,381	\$7,205	\$11,402	\$5,500	\$8,227	\$17,107	\$15,000
203 3910	Transfer from General Fund	\$230,905	\$230,328	\$233,754	\$253,906	\$126,953	\$253,906	\$219,318
	Total Funds Available	\$552,031	\$574,701	\$628,939	\$673,423	\$355,292	\$702,199	\$705,196
	Total Expenditures	\$567,798	\$595,984	\$626,475	\$674,347	\$241,188	\$683,271	\$705,196
	Ending Balance	(\$15,767)	(\$21,283)	\$2,464	(\$924)	\$114,104	\$18,928	\$0

# **MARNE CREEK ACCOUNT #204**

**PURPOSE OF THIS DEPARTMENT:** Why does this department exist?

The Mission of the division is to enhance the quality of life for the citizens of Yankton and the surrounding area by providing a recreational trail system to serve a population with varied characteristics, interests, and needs. Dedication toward preservation of natural resources will ensure the opportunity for high quality leisure experiences for present and future generations.

**DEPARTMENT PERSONNEL:** one Senior Grounds Maintenance Worker and one seasonal employee.

---

**GOALS OF THIS DEPARTMENT:** What will this department attempt to accomplish this year?

- 1 Maintain the Marne Creek waterway in an aesthetically pleasing manner for recreational users, while realizing less obstruction during high water flows to minimize flooding issues.
  - 2 Provide a well-maintained trail that serves as a recreation and transportation medium.
- 

**OBJECTIVES FOR REACHING OUR GOALS:**

- Maintain the waterway to the extent that any flooding event can be controlled in a fashion that allows the trail to be open for recreational use within 24 hours of an event.
  - Establish baseline ratings for citizen use, satisfaction, and appearance.
- 

**INTENDED OUTCOMES FROM BUDGET EXPENDITURES**

The Marne Creek Trail budget strives to maintain the waterway and trail in an aesthetically pleasing manner for recreational users while realizing less obstruction in the creek itself during high water flows to minimize flooding issues. Bank stabilization projects in identified areas will help maintain the trail in its current location and condition while helping to eliminate a meandering creek channel in the City. The trail system will be expanded and it will enhance the transportation medium by connecting segments with the installation of the RR bridge underpass north of 15<sup>th</sup> street /west of Locust and the addition of the Meridian Bridge as a pedestrian travel way. The trail users experience will be improved through enhanced communications by maintaining or adding of trail and identification signage as a part of the entire trail system. The Marne Creek Trail division will enhance the aesthetics of the trail system and linked green space with the maintenance and/or installation of trees and flower beds. The division's equipment fleet will be maintained with the scheduled replacement of a truck.



**City of Yankton**  
Adopted 2012 Budget

**Fund: Parks & Recreation**

**Function: Culture-Recreation**

**Activity: Marne Creek**

ACCOUNT NO.	DESCRIPTION	2008 ACTUAL	2009 ACTUAL	2010 ACTUAL	2011 ADOPTED	2011 Y.T.D.	2011 ESTIMATED	2012 ADOPTED
204 204 101	Regular Wages	\$36,688	\$37,653	\$40,179	\$41,773	\$15,117	\$41,773	\$43,543
204 204 102	Temporary Wages	\$3,132	\$3,026	\$2,930	\$4,200	\$0	\$4,200	\$4,200
204 204 103	Overtime Wages	\$752	\$253	\$993	\$400	\$137	\$400	\$500
204 204 111	OASI	\$3,028	\$3,112	\$3,327	\$3,548	\$1,151	\$3,548	\$3,691
204 204 121	Retirement	\$2,246	\$2,274	\$2,470	\$2,530	\$915	\$2,530	\$2,643
204 204 131	Worker's Compensation	\$988	\$1,002	\$1,038	\$1,193	\$0	\$1,193	\$1,253
204 204 132	Group Insurance	\$5,478	\$5,701	\$5,999	\$7,730	\$2,701	\$7,730	\$8,503
204 204 133	Unemployment Insurance	\$44	\$55	\$185	\$182	\$61	\$185	\$194
	<b>Subtotal Personnel Services</b>	<b>\$52,356</b>	<b>\$53,076</b>	<b>\$57,121</b>	<b>\$61,556</b>	<b>\$20,082</b>	<b>\$61,559</b>	<b>\$64,527</b>
204 204 201	Insurance	\$346	\$339	\$365	\$399	\$379	\$399	\$419
204 204 202	Professional Services	\$60	\$114	\$60	\$500	\$20	\$500	\$500
204 204 221	Rep. & Maint. - Equipment	\$1,416	\$2,502	\$2,249	\$2,500	\$236	\$2,500	\$2,500
204 204 222	Rep. & Maint. - Vehicles	\$31	\$175	\$29	\$300	\$0	\$300	\$300
204 204 223	Rep. & Maint. - Trail	\$6,748	\$5,241	\$1,864	\$6,500	\$195	\$6,500	\$6,500
204 204 224	Rep. & Maint. - Central Garage	\$8,960	\$7,811	\$8,686	\$8,000	\$3,489	\$11,300	\$12,500
204 204 231	Postage	\$0	\$0	\$0	\$0	\$0	\$0	\$0
204 204 240	Chemicals	\$1,689	\$348	\$0	\$0	\$0	\$0	\$0
204 204 241	Agricultural Supplies	\$2,224	\$651	\$518	\$2,500	\$24	\$2,500	\$2,500
204 204 247	Small Tools & Hardware	\$605	\$320	\$1,046	\$1,000	\$163	\$1,000	\$1,000
204 204 271	Telephone	\$280	\$280	\$306	\$350	\$93	\$350	\$350
204 204 276	Landfill	\$0	\$0	\$0	\$0	\$0	\$0	\$0
	<b>Total Operating Expenses</b>	<b>\$22,359</b>	<b>\$17,781</b>	<b>\$15,123</b>	<b>\$22,049</b>	<b>\$4,599</b>	<b>\$25,349</b>	<b>\$26,569</b>
204 204 301	Capital Repair and Maintenance	\$3,700	\$3,357	\$0	\$0	\$0	\$0	\$0
204 204 310	Land Purchase	\$1,950	\$0	\$8,753	\$53,747	\$125	\$53,747	\$30,000
204 204 320	Maintenance Trail Construction	\$40,310	\$1,268	\$200	\$207,530	\$200	\$207,530	\$30,000
204 204 321	Recreation Components	\$0	\$0	\$0	\$7,000	\$0	\$7,000	\$7,000
204 204 322	Nursery Grant	\$0	\$0	\$0	\$0	\$0	\$0	\$0
204 204 350	Equipment	\$0	\$0	\$0	\$15,000	\$0	\$15,000	\$51,000
	<b>Total Capital Outlay</b>	<b>\$45,960</b>	<b>\$4,625</b>	<b>\$8,953</b>	<b>\$283,277</b>	<b>\$325</b>	<b>\$283,277</b>	<b>\$118,000</b>
	<b>Total Expenditures</b>	<b>\$120,675</b>	<b>\$75,482</b>	<b>\$81,197</b>	<b>\$366,882</b>	<b>\$25,006</b>	<b>\$370,185</b>	<b>\$209,096</b>

**Fund: Parks & Recreation**

**Function: Culture-Recreation**

**Activity: Marne Creek**

ACCOUNT NO.	DESCRIPTION	2008 ACTUAL	2009 ACTUAL	2010 ACTUAL	2011 ADOPTED	2011 Y.T.D.	2011 ESTIMATED	2012 ADOPTED
	Prior Year Balance	\$106,860	\$117,240	\$126,717	\$75,000	\$130,177	\$130,177	\$123,177
204 3340	FEMA Grant	\$0	\$0	\$0	\$0	\$0	\$0	\$0
204 3610	Interest	\$4,078	\$421	\$465	\$500	\$266	\$500	\$500
204 3341	Recreational Trails Program Grant - GF&P	\$27,129	\$7,549	\$0	\$104,511	\$0	\$104,511	\$0
204 3342	James River Water Development District Grant	\$0	\$0	\$0	\$0	\$0	\$0	\$0
204 3343	Essential Trails Grant	\$0	\$0	\$0	\$0	\$0	\$0	\$0
204 3348	Greenbelt Education Enhancement	\$509	\$0	\$0	\$0	\$0	\$0	\$0
204 3660	Private Donations	\$11,959	\$0	\$0	\$0	\$0	\$0	\$0
204 3910	Transfer from General Fund	\$74,454	\$72,364	\$75,239	\$98,105	\$49,053	\$101,408	\$141,596
204 3950	Transfer from Second Penny	\$12,926	\$4,625	\$8,953	\$156,766	\$0	\$156,766	\$60,000
	<b>Subtotal Revenue</b>	<b>\$131,055</b>	<b>\$84,959</b>	<b>\$84,657</b>	<b>\$359,882</b>	<b>\$49,319</b>	<b>\$363,185</b>	<b>\$202,096</b>
	<b>Total Funds Available</b>	<b>\$237,915</b>	<b>\$202,199</b>	<b>\$211,374</b>	<b>\$434,882</b>	<b>\$179,496</b>	<b>\$493,362</b>	<b>\$325,273</b>
	<b>Total Expenditures</b>	<b>\$120,675</b>	<b>\$75,482</b>	<b>\$81,197</b>	<b>\$366,882</b>	<b>\$25,006</b>	<b>\$370,185</b>	<b>\$209,096</b>
	<b>Ending Balance</b>	<b>\$117,240</b>	<b>\$126,717</b>	<b>\$130,177</b>	<b>\$68,000</b>	<b>\$154,490</b>	<b>\$123,177</b>	<b>\$116,177</b>

## **CASUALTY RESERVE ACCOUNT #205**

**PURPOSE OF THIS DEPARTMENT:** Why does this department exist?

The purpose of the appropriation is to provide a Casualty Reserve Fund, pursuant to South Dakota Codified Law (SDCL) 9-21.16.1, for replacement and repair of City property as a result of a casualty loss.

---

**GOALS OF THIS DEPARTMENT:** What will this department attempt to accomplish this year?

To provide for a reserve fund to cover losses that may occur which are not covered by insurance and to pay deductibles on any insurance claims.

---

**OBJECTIVES FOR REACHING OUR GOALS:**

To maintain the Casualty Reserve Fund at a healthy balance but not to exceed \$100,000 as required by South Dakota Codified Law.

**City of Yankton**  
**Adopted 2012 Budget**

**Fund: Casualty Reserve**

**Activity: Casualty Reserve**

ACCOUNT NO.	DESCRIPTION	2008 ACTUAL	2009 ACTUAL	2010 ACTUAL	2011 ADOPTED	2011 Y.T.D.	2011 ESTIMATED	2012 ADOPTED
205 205 202	Professional Services	\$0	\$1,407	\$27	\$15,000	\$0	\$5,000	\$5,000
	Subtotal Other Current Expenditures	\$0	\$1,407	\$27	\$15,000	\$0	\$5,000	\$5,000
205 205 390	Other Fixed Assets	\$0	\$0	\$0	\$0	\$0	\$0	\$0
	Subtotal Capital Expenditures	\$0	\$0	\$0	\$0	\$0	\$0	\$0
205 205 610	Transfer to General Fund	\$0	\$0	\$0	\$0	\$0	\$0	\$0
	Subtotal Operating Transfer Out	\$0	\$0	\$0	\$0	\$0	\$0	\$0
	Total Expenditures	\$0	\$1,407	\$27	\$15,000	\$0	\$5,000	\$5,000

**Fund: Casualty Reserve**

**Activity: Casualty Reserve**

ACCOUNT NO.	DESCRIPTION	2008 ACTUAL	2009 ACTUAL	2010 ACTUAL	2011 ADOPTED	2011 Y.T.D.	2011 ESTIMATED	2012 ADOPTED
	Prior Year Balance	\$62,511	\$64,506	\$63,834	\$60,048	\$64,448	\$64,448	\$60,048
205 3610	Interest	\$1,995	\$735	\$641	\$600	\$180	\$600	\$600
	Total Funds Available	\$64,506	\$65,241	\$64,475	\$60,648	\$64,628	\$65,048	\$60,648
	Total Expenditures	\$0	\$1,407	\$27	\$15,000	\$0	\$5,000	\$5,000
	Ending Balance	\$64,506	\$63,834	\$64,448	\$45,648	\$64,628	\$60,048	\$55,648

<p style="text-align: center;"><b>BRIDGE AND STREET FUND</b> <b>ACCOUNT #207-221</b></p>
--

**PURPOSE OF THIS DEPARTMENT:** Why does this department exist?

The purpose of these appropriations are to account for expenditures on bridge projects approved by the South Dakota Department of Transportation; maintain bridge inspections for all bridges on an every other year rotation; routine painting and maintenance of bridges on an as needed basis.

---

**GOALS OF THIS DEPARTMENT:** What will this department attempt to accomplish this year?

1. Annual maintenance of existing City bridges.
- 

**INTENDED OUTCOMES FROM BUDGET EXPENDITURES**

State provided funds specifically allocated for roadway structures such as bridges are identified as eligible projects. Funds are used to address improvements and maintenance of the existing structures and support the Federal Bridge Inspection Program. The Pine Street Bridge renovation project is under development and State Transportation Improvement funds are being requested for 2012.

**City of Yankton**  
**Adopted 2012 Budget**

**Fund: Bridge & Street Fund**

**Activity: Capital Projects**

ACCOUNT NO.	DESCRIPTION	2008 ACTUAL	2009 ACTUAL	2010 ACTUAL	2011 ADOPTED	2011 Y.T.D.	2011 ESTIMATED	2012 ADOPTED
207 221 223	Bridge Painting	\$0	\$0	\$0	\$50,000	\$0	\$50,000	\$0
207 221 301	Road Materials	\$5,033	\$0	\$180	\$50,000	\$0	\$50,000	\$50,000
207 221 391	Pine Street Bridge Repair	\$0	\$0	\$0	\$63,000	\$0	\$20,000	\$63,000
207 221 396	Walkway - Replace Lynn Street Ped. Bridge	\$0	\$0	\$0	\$0	\$0	\$0	\$10,000
	<b>Total Expenditures</b>	<b>\$5,033</b>	<b>\$0</b>	<b>\$180</b>	<b>\$163,000</b>	<b>\$0</b>	<b>\$120,000</b>	<b>\$123,000</b>

**Fund: Bridge & Street Fund**

**Activity: Capital Projects**

ACCOUNT NO.	DESCRIPTION	2008 ACTUAL	2009 ACTUAL	2010 ACTUAL	2011 ADOPTED	2011 Y.T.D.	2011 ESTIMATED	2012 ADOPTED
	Prior Year Balance	\$43,263	\$32,899	\$54,741	\$0	\$76,573	\$76,573	\$70,785
207 3342	Green Street Bridge Agreement	(\$27,468)	\$0	\$0	\$0	\$0	\$0	\$0
207 3380	Special Road & Bridge-Current	\$21,397	\$21,397	\$21,397	\$21,397	\$0	\$21,397	\$21,397
207 3384	Federal Aid Urban	\$0	\$0	\$0	\$0	\$0	\$0	\$0
207 3610	Interest	\$740	\$445	\$615	\$0	\$214	\$700	\$500
207 3950	Transfer from Second Penny	\$0	\$0	\$0	\$135,115	\$0	\$92,115	\$101,602
	<b>Subtotal Revenue</b>	<b>(\$5,331)</b>	<b>\$21,842</b>	<b>\$22,012</b>	<b>\$156,512</b>	<b>\$214</b>	<b>\$114,212</b>	<b>\$123,499</b>
	<b>Total Funds Available</b>	<b>\$37,932</b>	<b>\$54,741</b>	<b>\$76,753</b>	<b>\$156,512</b>	<b>\$76,787</b>	<b>\$190,785</b>	<b>\$194,284</b>
	<b>Total Expenditures</b>	<b>\$5,033</b>	<b>\$0</b>	<b>\$180</b>	<b>\$163,000</b>	<b>\$0</b>	<b>\$120,000</b>	<b>\$123,000</b>
	<b>Ending Balance</b>	<b>\$32,899</b>	<b>\$54,741</b>	<b>\$76,573</b>	<b>(\$6,488)</b>	<b>\$76,787</b>	<b>\$70,785</b>	<b>\$71,284</b>

**City of Yankton**  
**Adopted 2012 Budget**

Fund: **911 / Dispatch**

Function: **Public Safety**

Activity: **911 / Dispatch**

ACCOUNT NO.	DESCRIPTION	2008 ACTUAL	2009 ACTUAL	2010 ACTUAL	2011 ADOPTED	2011 Y.T.D.	2011 ESTIMATED	2012 ADOPTED
208 208 101	Regular Wages	\$0	\$0	\$0	\$0	\$0	\$302,470	\$299,157
208 208 102	Temporary Wages	\$0	\$0	\$0	\$0	\$0	\$4,000	\$3,500
208 208 103	Overtime Wages	\$0	\$0	\$0	\$0	\$0	\$35,000	\$35,000
208 208 111	OASI	\$0	\$0	\$0	\$0	\$0	\$26,122	\$25,831
208 208 121	Retirement	\$0	\$0	\$0	\$0	\$0	\$20,248	\$20,049
208 208 131	Worker's Compensation	\$0	\$0	\$0	\$0	\$0	\$1,361	\$1,429
208 208 132	Group Insurance	\$0	\$0	\$0	\$0	\$0	\$55,316	\$60,848
208 208 133	Unemployment Insurance	\$0	\$0	\$0	\$0	\$0	\$1,350	\$1,418
	Subtotal Personnel Services	\$0	\$0	\$0	\$0	\$0	\$445,867	\$447,232
208 208 201	Insurance	\$0	\$0	\$0	\$0	\$0	\$5,600	\$5,880
208 208 202	Professional Services	\$0	\$0	\$0	\$0	\$0	\$23,000	\$25,000
208 208 212	Rent	\$0	\$0	\$0	\$0	\$0	\$8,740	\$8,740
208 208 231	Postage	\$0	\$0	\$0	\$0	\$0	\$1,000	\$1,000
208 208 232	Office Supplies	\$0	\$0	\$0	\$0	\$0	\$1,170	\$1,170
208 208 234	Copies	\$0	\$0	\$0	\$0	\$0	\$1,300	\$1,300
208 208 244	Uniforms	\$0	\$0	\$0	\$0	\$0	\$2,860	\$2,860
208 208 265	Conferences & Meetings	\$0	\$0	\$0	\$0	\$0	\$500	\$500
208 208 271	Telephone	\$0	\$0	\$0	\$0	\$0	\$8,500	\$8,700
208 208 281	Administration Billing	\$0	\$0	\$0	\$0	\$0	\$71,080	\$74,091
	Total Operating Expenses	\$0	\$0	\$0	\$0	\$0	\$123,750	\$129,241
208 208 301	Capital Repair and Maintenance	\$0	\$0	\$0	\$0	\$0	\$0	\$0
208 208 350	Equipment	\$0	\$0	\$0	\$0	\$0	\$53,000	\$3,000
	Total Capital Outlay	\$0	\$0	\$0	\$0	\$0	\$53,000	\$3,000
	Total Expenditures	\$0	\$0	\$0	\$0	\$0	\$622,617	\$579,473

Fund: **911 / Dispatch**

Function: **Public Safety**

Activity: **911 / Dispatch**

ACCOUNT NO.	DESCRIPTION	2008 ACTUAL	2009 ACTUAL	2010 ACTUAL	2011 ADOPTED	2011 Y.T.D.	2011 ESTIMATED	2012 ADOPTED
	Prior Year Balance	\$0	\$0	\$0	\$0	\$0	\$0	\$0
208 3377	County Funding	\$0	\$0	\$0	\$0	\$0	\$110,000	\$60,000
208 3610	Interest	\$0	\$0	\$0	\$0	\$0	\$0	\$0
208 3660	Private Donations	\$0	\$0	\$0	\$0	\$0	\$0	\$0
208 3910	Transfer from General Fund	\$0	\$0	\$0	\$0	\$0	\$512,617	\$519,473
	Subtotal Revenue	\$0	\$0	\$0	\$0	\$0	\$622,617	\$579,473
	Total Funds Available	\$0	\$0	\$0	\$0	\$0	\$622,617	\$579,473
	Total Expenditures	\$0	\$0	\$0	\$0	\$0	\$622,617	\$579,473
	Ending Balance	\$0	\$0	\$0	\$0	\$0	\$0	\$0

<p style="text-align: center;"><b>BBB</b> <b>ACCOUNT #211</b></p>
---

**PURPOSE OF THIS DEPARTMENT:** Why does this department exist?

The purpose of this appropriation is to account for expenditures of the 1 percent municipal BBB sales tax. All revenue received from this additional tax shall be utilized for the promotion and advertising of the City, its facilities, attractions, and activities. The Board of City Commissioners shall have the authority to appropriate such funds as are generated by this additional tax for that purpose.

---

**GOALS OF THIS DEPARTMENT:** What will this department attempt to accomplish this year?

The Board of City Commissioners provides these funds to promote and advertise the City, its facilities, attractions, and activities.

---

**OBJECTIVES FOR REACHING OUR GOALS:**

---

**INTENDED OUTCOMES FROM BUDGET EXPENDITURES**

The BBB fund for 2012 maintains its investment in various economic development initiatives, including supporting the established programs of Historic Downtown Yankton and the Convention and Visitor's Bureau.

As a continuation of the 2011 150<sup>th</sup> Celebration, this year's BBB has recommended funding for an event similar in nature to the two-day outdoor music festival of 2011 in order to provide a community event at the start of summer that creates a unique entertainment identity for the City of Yankton.

**City of Yankton**  
**Adopted 2012 Budget**

Fund: **BBB**

Activity: **Tourism Promotion**

ACCOUNT NO.	DESCRIPTION	2008 ACTUAL	2009 ACTUAL	2010 ACTUAL	2011 ADOPTED	2011 Y.T.D.	2011 ESTIMATED	2012 ADOPTED
211 231 202	Professional Services	\$0	\$0	\$8,522	\$10,000	\$7,411	\$10,000	\$10,000
211 231 544	Yankton Area Ice Association	\$15,000	\$0	\$0	\$0	\$0	\$0	\$0
211 231 549	Historic Downtown Yankton	\$26,375	\$30,000	\$30,000	\$30,000	\$15,000	\$30,000	\$0
211 231 550	Convention Visitors Bureau (CVB)	\$121,630	\$134,862	\$172,862	\$172,862	\$86,431	\$172,862	\$172,862
211 231 551	Economic Development Council	\$46,523	\$56,641	\$56,641	\$56,641	\$28,321	\$56,641	\$56,641
211 231 552	Missouri River Corridor	\$500	\$0	\$0	\$0	\$0	\$0	\$0
211 231 556	Fireworks	\$0	\$0	\$0	\$0	\$0	\$15,000	\$15,000
211 231 557	I-29 Corridor	\$12,500	\$0	\$0	\$0	\$0	\$0	\$0
211 231 559	National Field Archery Association	\$5,000	\$95,000	\$0	\$0	\$0	\$0	\$0
211 231 562	L&C Natural Resources District	\$10,500	\$0	\$11,395	\$0	\$0	\$0	\$0
211 231 563	Lewis and Clark Theatre	\$5,000	\$0	\$6,000	\$0	\$10,000	\$10,000	\$0
211 231 588	RTEC - James Valley Program	\$0	\$33,000	\$33,000	\$30,000	\$33,000	\$33,000	\$0
211 231 599	Special Projects	\$20,000	\$21,728	\$10,000	\$100,000	\$58,338	\$100,000	\$50,000
211 231 610	Transfer to General Fund - Airport Hanger	\$22,450	\$17,944	\$18,822	\$22,145	\$0	\$22,145	\$22,145
211 231 610	Transfer to General Fund - Debt Service	\$0	\$0	\$0	\$0	\$0	\$43,000	\$195,000
211 231 651	Transfer to Public Improvement	\$0	\$0	\$55,057	\$150,105	\$0	\$150,105	\$0
	<b>Total Expenditures</b>	<b>\$285,478</b>	<b>\$389,175</b>	<b>\$402,299</b>	<b>\$571,753</b>	<b>\$238,501</b>	<b>\$642,753</b>	<b>\$521,648</b>

Fund: **BBB**

Activity: **Tourism Promotion**

ACCOUNT NO.	DESCRIPTION	2008 ACTUAL	2009 ACTUAL	2010 ACTUAL	2011 ADOPTED	2011 Y.T.D.	2011 ESTIMATED	2012 ADOPTED
	Prior Years Balance	\$236,021	\$393,983	\$515,808	\$521,660	\$606,329	\$606,329	\$476,187
211 3140	BBB Tax	\$443,440	\$503,732	\$486,840	\$479,400	\$148,568	\$501,500	\$516,545
211 3491	Miscellaneous Non-Taxable	\$0	\$0	\$0	\$0	\$0	\$5,111	\$5,000
211 3610	Interest	\$0	\$7,268	\$5,658	\$7,500	\$1,860	\$6,000	\$4,000
211 3766	Merchandise	\$0	\$0	\$130	\$0	\$12	\$150	\$0
211 3767	Merchandise Non-Taxable	\$0	\$0	\$192	\$0	\$208	\$300	\$0
	<b>Subtotal Revenues</b>	<b>\$443,440</b>	<b>\$511,000</b>	<b>\$492,820</b>	<b>\$486,900</b>	<b>\$150,428</b>	<b>\$512,611</b>	<b>\$525,545</b>
	<b>Total Funds Available</b>	<b>\$679,461</b>	<b>\$904,983</b>	<b>\$1,008,628</b>	<b>\$1,008,560</b>	<b>\$756,757</b>	<b>\$1,118,940</b>	<b>\$1,001,732</b>
	<b>Total Expenditures</b>	<b>\$285,478</b>	<b>\$389,175</b>	<b>\$402,299</b>	<b>\$571,753</b>	<b>\$238,501</b>	<b>\$642,753</b>	<b>\$521,648</b>
	<b>Ending Balance</b>	<b>\$393,983</b>	<b>\$515,808</b>	<b>\$606,329</b>	<b>\$436,807</b>	<b>\$518,256</b>	<b>\$476,187</b>	<b>\$480,084</b>



# **INFRASTRUCTURE IMPROVEMENT REVOLVING FUND ACCOUNT #241**

**PURPOSE OF THIS DEPARTMENT:** Why does this department exist?

The purpose of the Infrastructure Improvement Revolving Fund is to help fund special assessment construction projects in the City of Yankton that improve the city's infrastructure. The revenue is generated from citizen's payments on special assessments assigned to their property.

**City of Yankton**  
**Adopted 2012 Budget**

**Fund: Infrastructure Improvement Revolving Fund**

**Activity: Capital Projects**

ACCOUNT NO.	DESCRIPTION	2008 ACTUAL	2009 ACTUAL	2010 ACTUAL	2011 ADOPTED	2011 Y.T.D.	2011 ESTIMATED	2012 ADOPTED
241 241 656	Transfer to Infra. Imp. Const.	\$71,800	\$155,238	\$51,200	\$70,000	\$0	\$70,000	\$70,000
	<b>Total Expenditures</b>	<b>\$71,800</b>	<b>\$155,238</b>	<b>\$51,200</b>	<b>\$70,000</b>	<b>\$0</b>	<b>\$70,000</b>	<b>\$70,000</b>

**Fund: Infrastructure Improvement Revolving Fund**

**Activity: Capital Projects**

ACCOUNT NO.	DESCRIPTION	2008 ACTUAL	2009 ACTUAL	2010 ACTUAL	2011 ADOPTED	2011 Y.T.D.	2011 ESTIMATED	2012 ADOPTED
	Prior Year Balance	\$41,701	\$152,665	\$17,781	\$18,981	\$29,079	\$29,079	\$30,479
241 3610	Interest	\$3,273	\$1,771	\$633	\$0	\$105	\$200	\$200
241 3630	Special Assess.-Interest	\$9,868	\$9,154	\$10,586	\$10,000	\$3,825	\$10,000	\$10,000
241 3631	Special Assess.-Delinquent	\$2,130	\$0	\$4,615	\$1,200	\$407	\$1,200	\$1,200
241 3632	Special Assess.-Current	\$32,050	\$2,137	\$20,304	\$30,000	\$7,944	\$30,000	\$30,000
241 3633	Special Assess.-Deferred	\$135,443	\$7,292	\$26,360	\$30,000	\$183	\$30,000	\$30,000
	<b>Subtotal Revenue</b>	<b>\$182,764</b>	<b>\$20,354</b>	<b>\$62,498</b>	<b>\$71,200</b>	<b>\$12,464</b>	<b>\$71,400</b>	<b>\$71,400</b>
	<b>Total Funds Available</b>	<b>\$224,465</b>	<b>\$173,019</b>	<b>\$80,279</b>	<b>\$90,181</b>	<b>\$41,543</b>	<b>\$100,479</b>	<b>\$101,879</b>
	<b>Total Expenditures</b>	<b>\$71,800</b>	<b>\$155,238</b>	<b>\$51,200</b>	<b>\$70,000</b>	<b>\$0</b>	<b>\$70,000</b>	<b>\$70,000</b>
	<b>Ending Balance</b>	<b>\$152,665</b>	<b>\$17,781</b>	<b>\$29,079</b>	<b>\$20,181</b>	<b>\$41,543</b>	<b>\$30,479</b>	<b>\$31,879</b>

<p style="text-align: center;"><b>PUBLIC IMPROVEMENT ACCOUNT #501</b></p>
---

**PURPOSE OF THIS DEPARTMENT:** Why does this department exist?

The Public Improvement Fund is held as a reserve for future improvements.

---

**GOALS OF THIS DEPARTMENT:** What will this department attempt to accomplish this year?

At the present time, there are no public improvement capital projects planned for Fiscal Year 2012.

**City of Yankton**  
**Adopted 2012 Budget**

**Fund: Public Improvement**

**Activity: Capital Projects**

ACCOUNT NO.	DESCRIPTION	2008 ACTUAL	2009 ACTUAL	2010 ACTUAL	2011 ADOPTED	2011 Y.T.D.	2011 ESTIMATED	2012 ADOPTED
501 501 202	Professional Services	\$39,638	\$18,600	\$29,664	\$15,000	\$5,111	\$15,000	\$15,000
501 501 204	Contracted Services	\$0	\$0	\$1,596	\$0	\$0	\$0	\$0
501 501 381	East Cornerstone	\$200,502	\$0	\$0	\$0	\$0	\$0	\$0
501 501 383	Trans Canada Grant	\$0	\$0	\$0	\$25,000	\$0	\$25,000	\$0
501 501 384	East 8th / Gehl Street Extension	\$0	\$0	\$143,264	\$245,875	\$7,500	\$256,848	\$0
501 501 385	Brownfield's Cleanup Project	\$8,956	\$0	\$0	\$0	\$0	\$0	\$0
501 501 388	Alcoa Project	\$0	\$0	\$0	\$0	\$0	\$0	\$0
501 501 389	North Douglas Land / House	\$39,606	\$0	\$0	\$0	\$0	\$0	\$0
501 501 396	Police Radio (Homeland)	\$25,288	\$1,794	\$0	\$0	\$0	\$0	\$0
501 501 580	Loss of Disposition of Asset	\$0	\$0	\$0	\$0	\$0	\$0	\$0
<b>Total Expenditures</b>		<b>\$313,990</b>	<b>\$20,394</b>	<b>\$174,524</b>	<b>\$285,875</b>	<b>\$12,611</b>	<b>\$296,848</b>	<b>\$15,000</b>

**Fund: Public Improvement**

**Activity: Capital Projects**

ACCOUNT NO.	DESCRIPTION	2008 ACTUAL	2009 ACTUAL	2010 ACTUAL	2011 ADOPTED	2011 Y.T.D.	2011 ESTIMATED	2012 ADOPTED
	Prior Year Balance	(\$14,008)	(\$94,518)	(\$92,460)	\$0	(\$99,355)	(\$99,355)	(\$150,315)
501 3311	Police Radio Grant - Homeland Security	\$20,230	\$1,435	\$0	\$0	\$0	\$0	\$0
501 3340	Mosquito Control Grant	\$0	\$0	\$0	\$0	\$0	\$0	\$0
501 3343	EPA Funding	\$26,152	\$0	\$0	\$0	\$0	\$0	\$0
501 3352	Trans Canada Grant	\$0	\$15,000	\$10,000	\$0	\$0	\$0	\$0
501 3353	Gehl - 8th Street Extension CDBG	\$0	\$0	\$72,864	\$95,770	\$0	\$95,770	\$0
501 3357	Alcoa Reimbursement	\$0	\$0	\$0	\$0	\$0	\$0	\$0
501 3358	Wachovia Grant / YES Campaign	\$0	\$1,000	\$0	\$0	\$0	\$0	\$0
501 3378	Yankton County	\$0	\$0	\$0	\$0	\$0	\$0	\$0
501 3491	Other Non-Taxable (Transcanada Keystone)	\$158,348	\$0	\$0	\$0	\$0	\$0	\$0
501 3495	Sale of Property	\$0	\$0	\$29,613	\$0	\$0	\$0	\$0
501 3610	Interest	\$1,740	\$605	\$5	\$0	\$0	\$0	\$0
501 3615	Misc Reimbursements	\$16,272	\$0	\$0	\$0	\$0	\$0	\$0
501 3660	Donations from Private	\$10,738	\$4,412	\$90	\$0	\$13	\$13	\$0
501 3923	Transfer From BBB	\$0	\$0	\$55,057	\$150,105	\$0	\$150,105	\$0
<b>Subtotal Revenue</b>		<b>\$233,480</b>	<b>\$22,452</b>	<b>\$167,629</b>	<b>\$245,875</b>	<b>\$13</b>	<b>\$245,888</b>	<b>\$0</b>
<b>Total Funds Available</b>		<b>\$219,472</b>	<b>(\$72,066)</b>	<b>\$75,169</b>	<b>\$245,875</b>	<b>(\$99,342)</b>	<b>\$146,533</b>	<b>(\$150,315)</b>
<b>Total Expenditures</b>		<b>\$313,990</b>	<b>\$20,394</b>	<b>\$174,524</b>	<b>\$285,875</b>	<b>\$12,611</b>	<b>\$296,848</b>	<b>\$15,000</b>
<b>Ending Balance</b>		<b>(\$94,518)</b>	<b>(\$92,460)</b>	<b>(\$99,355)</b>	<b>(\$40,000)</b>	<b>(\$111,953)</b>	<b>(\$150,315)</b>	<b>(\$165,315)</b>

## **AIRPORT – FAA CAPITAL ACCOUNT #502**

**PURPOSE OF THIS DEPARTMENT:** Why does this department exist?

This airport fund is established to implement Airport Improvement Projects (AIP) approved by the FAA. AIP are funded on a 95 percent FAA, 3 percent City and 2 percent State basis.

---

**GOALS OF THIS DEPARTMENT:** What will this department attempt to accomplish this year?

Seek allocations from the FAA for the timely updating of the municipal airport. Fund the City's portion of these projects. Previous major initiatives have included updating the Airport Master Plan and construction of taxiway and drainage awaiting confirmation of AIP funding for runway construction.

---

**OBJECTIVES FOR REACHING OUR GOALS:**

- Attend annual airport conferences.
  - Make monthly contacts with the FAA
- 

**INTENDED OUTCOMES FROM BUDGET EXPENDITURES**

Access to air travel is a vital component of local community's transportation options and this 2012 budget addresses various aspects of this component to the transportation system. An effort to update the Airport Layout Plan identified in the budget will set the direction for runway, apron, and landside improvements being contemplated. Prioritization of the elements identified in the 2012 CIP will support the steps to be taken to secure funding assistance. The use of building, fueling, hanger and other facilities are considerations for both the capital improvement plan and fixed based operations.

**City of Yankton**  
**Adopted 2012 Budget**

**Fund: Airport Capital-FAA Funded Projects**

**Activity: Capital Projects**

ACCOUNT NO.	DESCRIPTION	2008 ACTUAL	2009 ACTUAL	2010 ACTUAL	2011 ADOPTED	2011 Y.T.D.	2011 ESTIMATED	2012 ADOPTED
502 511 202	Runway Design	\$0	\$0	\$0	\$0	\$0	\$0	\$0
502 511 310	Land	\$0	\$0	\$0	\$0	\$0	\$10,000	\$0
502 511 386	Taxiway Hanger Tie In	\$0	\$0	\$0	\$0	\$0	\$0	\$5,000
502 511 387	Airport Layout Plan Update	\$1,701	\$0	\$0	\$0	\$4,463	\$50,000	\$0
502 511 388	Pavement Maintenance	\$0	\$0	\$108,715	\$0	\$0	\$0	\$0
502 511 389	Wildlife Fencing	\$0	\$6,638	\$280,880	\$397,356	\$118,466	\$478,000	\$0
502 511 390	Construct 6 Unit T-Hanger	\$1,943	\$0	\$0	\$0	\$0	\$0	\$0
502 511 391	Runway Construction	\$0	(\$588)	\$0	\$0	\$0	\$0	\$0
502 511 392	Reconstruct Taxiway Hanger Tie In	\$0	\$0	\$0	\$80,000	\$0	\$0	\$0
502 511 393	Corp Hanger/Maint Facility	\$1,031	\$0	\$0	\$0	\$0	\$0	\$0
502 511 395	Taxiway Construction	\$0	\$0	\$7,589	\$0	\$3,856	\$110,000	\$780,000
502 511 397	Apron Work	\$294,671	\$1,369,135	\$35,478	\$0	\$0	\$0	\$0
	<b>Total Expenditures</b>	<b>\$299,346</b>	<b>\$1,375,185</b>	<b>\$432,662</b>	<b>\$477,356</b>	<b>\$126,785</b>	<b>\$648,000</b>	<b>\$785,000</b>

**Fund: Airport Capital**

**Activity: Capital Projects**

ACCOUNT NO.	DESCRIPTION	2008 ACTUAL	2009 ACTUAL	2010 ACTUAL	2011 ADOPTED	2011 Y.T.D.	2011 ESTIMATED	2012 ADOPTED
	Prior Year Balance	\$45,124	\$42,367	\$15,359	\$0	\$28,021	\$28,021	\$8,581
502 3342	Pavement Maintenance	\$0	\$0	\$0	\$0	\$0	\$0	\$0
502 3343	Wildlife Fencing	\$0	\$0	\$269,827	\$389,409	\$0	\$463,660	\$0
502 3344	Reconstruct Apron	\$285,832	\$1,328,077	\$140,997	\$77,600	\$19,057	\$0	\$0
502 3346	Apron Work	\$0	\$0	\$0	\$0	\$0	\$0	\$0
502 3347	T-Hanger	\$4,314	\$0	\$0	\$0	\$0	\$0	\$0
502 3359	Runway Clear Zone	\$0	\$0	\$0	\$0	\$0	\$0	\$0
502 3360	Airport Layout Plan	\$0	\$0	\$0	\$0	\$0	\$164,900	\$761,450
502 3910	Transfer from General Fund	\$6,443	\$20,100	\$34,500	\$10,347	\$0	\$0	\$14,969
	<b>Total Funds Available</b>	<b>\$341,713</b>	<b>\$1,390,544</b>	<b>\$460,683</b>	<b>\$477,356</b>	<b>\$47,078</b>	<b>\$656,581</b>	<b>\$785,000</b>
	<b>Total Expenditures</b>	<b>\$299,346</b>	<b>\$1,375,185</b>	<b>\$432,662</b>	<b>\$477,356</b>	<b>\$126,785</b>	<b>\$648,000</b>	<b>\$785,000</b>
	<b>Ending Balance</b>	<b>\$42,367</b>	<b>\$15,359</b>	<b>\$28,021</b>	<b>\$0</b>	<b>(\$79,707)</b>	<b>\$8,581</b>	<b>\$0</b>

# **PARK CAPITAL ACCOUNT #503**

**PURPOSE OF THIS DEPARTMENT:** Why does this department exist?

A function of the Department of Parks and Recreation, this division supports the plans for improvements to and expansion of the City's park system.

---

**GOALS OF THIS DEPARTMENT:** What will this department attempt to accomplish this year?

Be aware of changing community needs for renovating existing park areas and / or new park developments and providing fun and safe environments.

---

**OBJECTIVES FOR REACHING OUR GOALS:**

- Receive public input through use of the media, public meetings, Park Advisory Board (PAB), staff, etc.
  - Renovate and improve existing park areas.
  - Develop new park areas.
- 

**INTENDED OUTCOMES FROM BUDGET EXPENDITURES**

The Parks Capital budget is attuned with the changing community needs for improvements to existing parks, developing new parks, and providing safe and fun environments in parks and green spaces. The budget will maintain the safety and aesthetics of the Riverside Park boat ramp docks by replacing damaged/worn sections. It will also enhance the functionality of neighborhood parks by installing sidewalks to play equipment, basketball courts, and shelters. The installation of park name signs will improve the identification capabilities of those areas by both citizens and visitors. The 4<sup>th</sup> street flower areas will continue to be aesthetically enhanced with the installation of more colored concrete areas.

**City of Yankton**  
**Adopted 2012 Budget**

**Fund: Parks & Recreation**

**Activity: Capital Projects**

ACCOUNT NO.	DESCRIPTION	2008 ACTUAL	2009 ACTUAL	2010 ACTUAL	2011 ADOPTED	2011 Y.T.D.	2011 ESTIMATED	2012 ADOPTED
503 541 320	Memorial Park Pool	\$98,083	\$11,762	\$0	\$0	\$0	\$0	\$0
503 541 321	Memorial Park Improvements	\$6,200	\$14,435	\$1,333	\$18,000	\$0	\$18,000	\$0
503 541 325	Skate Park	\$20,113	\$10,000	\$5,486	\$0	\$0	\$0	\$0
503 542 320	Sertoma Park Improvements	\$7,074	\$0	\$0	\$0	\$0	\$0	\$0
503 544 320	Riverside Park Development	\$27,832	\$0	\$3,500	\$38,000	\$0	\$269,010	\$17,000
503 544 390	Riverside Park Ballfields	\$3,152	\$0	\$10,043	\$0	\$0	\$0	\$0
503 548 320	Fox Run Park	\$3,023	\$869	\$0	\$12,000	\$0	\$0	\$0
503 548 321	New Park Shop	\$0	\$0	\$405,004	\$29,088	\$0	\$29,801	\$363,113
503 546 320	Dog Park	\$0	\$39,251	\$3,008	\$6,993	\$195	\$6,993	\$0
503 548 322	Augusta Park - NE Fox Run	\$0	\$0	\$0	\$8,500	\$0	\$8,500	\$8,500
503 548 323	Ridgeway Park - New Park at Fox Run	\$12,033	\$0	\$0	\$5,000	\$0	\$5,000	\$0
503 549 321	Park Signs	\$1,317	\$57	\$3,627	\$3,000	\$0	\$3,000	\$5,000
503 549 411	Interest	\$0	\$0	\$2,700	\$0	\$0	\$0	\$0
	<b>Total Expenditures</b>	<b>\$178,827</b>	<b>\$76,374</b>	<b>\$434,701</b>	<b>\$120,581</b>	<b>\$203</b>	<b>\$340,304</b>	<b>\$393,613</b>

**Fund: Parks & Recreation**

**Activity: Capital Projects**

ACCOUNT NO.	DESCRIPTION	2008 ACTUAL	2009 ACTUAL	2010 ACTUAL	2011 ADOPTED	2011 Y.T.D.	2011 ESTIMATED	2012 ADOPTED
	Prior Year Balance	(\$7,842)	\$0	\$10,000	\$0	(\$4,145)	(\$4,145)	\$0
503 3660	Private Donations	\$2,250	\$11,462	\$0	\$0	\$0	\$0	\$0
503 3661	Private Donations - Alcoa	\$0	\$0	\$0	\$0	\$0	\$0	\$0
503 3910	Transfer from General Fund	\$184,419	\$74,912	\$43,298	\$108,669	\$0	\$344,449	\$393,613
503 3923	Transfer from BBB	\$0	\$0	\$0	\$0	\$0	\$0	\$0
503 3966	Transfer from TID#1	\$0	\$0	\$0	\$0	\$0	\$0	\$0
503 2121	LOAN	\$0	\$0	\$377,258	\$0	\$0	\$0	\$0
503 3922	Park Improvement Fund	\$0	\$0	\$0	\$0	\$0	\$0	\$0
	<b>Total Funds Available</b>	<b>\$178,827</b>	<b>\$86,374</b>	<b>\$430,556</b>	<b>\$108,669</b>	<b>(\$4,145)</b>	<b>\$340,304</b>	<b>\$393,613</b>
	<b>Total Expenditures</b>	<b>\$178,827</b>	<b>\$76,374</b>	<b>\$434,701</b>	<b>\$120,581</b>	<b>\$203</b>	<b>\$340,304</b>	<b>\$393,613</b>
	<b>Ending Balance</b>	<b>\$0</b>	<b>\$10,000</b>	<b>(\$4,145)</b>	<b>(\$11,912)</b>	<b>(\$4,348)</b>	<b>\$0</b>	<b>\$0</b>



# **INFRASTRUCTURE IMPROVEMENT CONSTRUCTION ACCOUNT #504**

**PURPOSE OF THIS DEPARTMENT:** Why does this department exist?

The purpose of the Infrastructure Improvement – Construction Fund is to help fund special assessment construction projects in the City of Yankton that improve the city’s infrastructure.

---

## **OBJECTIVES FOR REACHING OUR GOALS:**

- Establish public hearings as per SDCL to begin the process of the special assessment projects on any citizen initiated petition projects.
- 

## **INTENDED OUTCOMES FROM BUDGET EXPENDITURES**

This budgeted account responds to the community’s ongoing requests for roadway improvements in developing neighborhoods with multiple owners. Assessment districts are developed using a regimented process guided by state law.

**City of Yankton**  
**Adopted 2012 Budget**

**Fund: Infrastructure Imp.-Construction**

**Activity: Capital Projects**

ACCOUNT NO.	DESCRIPTION	2008 ACTUAL	2009 ACTUAL	2010 ACTUAL	2011 ADOPTED	2011 Y.T.D.	2011 ESTIMATED	2012 ADOPTED
504 581 384	5th to 6th - Between Picotte & Burleigh	\$0	\$0	\$0	\$0	\$0	\$35,000	\$0
504 581 388	Green St, 23rd to 25th	\$274,449	\$0	\$0	\$0	\$0	\$0	\$0
504 581 390	Alley 7th-8th, Broadway & Linn	\$0	\$6,203	\$0	\$0	\$0	\$0	\$0
504 581 391	Douglas (Anna to 31st)	\$0	\$0	\$252	\$0	\$0	\$0	\$0
504 581 392	Alley 13th to 14th, Pearl & Mulberry	\$0	\$0	\$0	\$35,000	\$0	\$0	\$35,000
504 581 395	15th St.-Summit to WCLR	\$0	\$11,450	\$27,050	\$326,000	\$0	\$5,300	\$50,000
504 581 399	Alley 7th to 8th, Linn & Locust	\$0	\$0	\$26,669	\$0	\$0	\$0	\$0
	<b>Total Expenditures</b>	<b>\$274,449</b>	<b>\$17,653</b>	<b>\$53,971</b>	<b>\$361,000</b>	<b>\$0</b>	<b>\$40,300</b>	<b>\$85,000</b>

**Fund: Infrastructure Imp.-Construction**

**Activity: Capital Projects**

ACCOUNT NO.	DESCRIPTION	2008 ACTUAL	2009 ACTUAL	2010 ACTUAL	2011 ADOPTED	2011 Y.T.D.	2011 ESTIMATED	2012 ADOPTED
	Prior Year Balance	(\$269,115)	(\$129,486)	\$8,099	\$0	\$5,328	\$5,328	\$37,540
504 3340	Green Street Culvert Grant	\$55,021	\$0	\$0	\$0	\$0	\$0	\$0
504 3614	Amount To Be Provided	\$0	\$0	\$0	\$98,575	\$0	\$0	\$0
504 3924	Transfer-Infra. Imp. Revolving	\$71,800	\$155,238	\$51,200	\$70,000	\$0	\$70,000	\$70,000
504 3950	Transfer from Second Penny	\$287,257	\$0	\$0	\$189,529	\$0	\$2,512	\$23,701
	<b>Total Funds Available</b>	<b>\$144,963</b>	<b>\$25,752</b>	<b>\$59,299</b>	<b>\$358,104</b>	<b>\$5,328</b>	<b>\$77,840</b>	<b>\$131,241</b>
	<b>Total Expenditures</b>	<b>\$274,449</b>	<b>\$17,653</b>	<b>\$53,971</b>	<b>\$361,000</b>	<b>\$0</b>	<b>\$40,300</b>	<b>\$85,000</b>
	<b>Ending Balance</b>	<b>(\$129,486)</b>	<b>\$8,099</b>	<b>\$5,328</b>	<b>(\$2,896)</b>	<b>\$5,328</b>	<b>\$37,540</b>	<b>\$46,241</b>

# **GENERAL SALES AND USE TAX ACCOUNT #506**

**PURPOSE OF THIS DEPARTMENT:** Why does this department exist?

The purpose of the sales and use tax capital improvements fund is to provide an appropriation for the additional 1 percent sales tax, which was originally enacted on July 1, 1993, subsequently amended to 0.86 percent on January 1, 2004, and as provided for in Section 22.5 of the Code of Ordinances. The usage of the revenue from the additional 0.86 percent sales tax is restricted for capital improvements. These revenues may be used for capital improvements, land acquisitions, and debt retirement for a joint building project with the Yankton School District (Summit Activity Center) including parking, street and utility improvements. These revenues can also be used for street reconstruction and storm sewer improvements throughout our City.

**DEPARTMENT PERSONNEL:** None

---

**GOALS OF THIS DEPARTMENT:** What will this department attempt to accomplish this year?

- To maintain a comprehensive long-term capital improvement program that addresses the Summit Activity Center, City's street and storm sewer capital improvements.

---

## **INTENDED OUTCOMES FROM BUDGET EXPENDITURES**

This account provides for ongoing expenditures associated with the basic street transportation system needs in the community to maintain safe roadways that are in good condition. Street improvements have been identified through the annual street pavement management inspection program and incorporated into the 5-year Capital Improvement Program. Specific projects are listed along with continuing initiatives. The City cost share associated with street improvements for economic development and assessment projects are also identified. Improvements are prioritized and current projects are listed in this account for 2012.

In maintaining a comprehensive long-term capital improvement program that addresses the Summit Activities Center, the 2012 budget will enhance the aesthetics of the landscaping around the SAC entrance, in parking area islands, and in the arboretum. It will also maintain the safety and functionality of the parking area by re-striping the lot.

**City of Yankton**  
**Adopted 2012 Budget**

**Fund: Special Capital Improvement Fund**

**Activity: Capital Projects**

ACCOUNT NO.	DESCRIPTION	2008 ACTUAL	2009 ACTUAL	2010 ACTUAL	2011 ADOPTED	2011 Y.T.D.	2011 ESTIMATED	2012 ADOPTED
506 571 202	Professional Services	\$0	\$5,050	\$358	\$0	\$0	\$0	\$0
506 571 350	Summit Activities Center	\$568,409	\$203,472	\$177,061	\$101,600	\$0	\$101,600	\$65,310
506 572 202	Professional Services	\$820	\$835	\$699	\$835	\$158	\$835	\$835
506 572 374	Provision for Keystone	\$0	\$0	\$0	\$0	\$0	\$0	\$0
506 572 375	Cedar RR Crossing Improvements	\$0	\$0	\$0	\$50,000	\$0	\$5,500	\$0
506 572 376	Open asphalt	\$616,160	\$587,065	\$635,123	\$500,000	\$0	\$500,000	\$500,000
506 572 377	8th Street, Burleigh to Ferdig	\$0	\$0	\$0	\$0	\$0	\$0	\$876,000
506 572 378	Douglas, 25th to 350' N of Anna	\$0	\$0	\$0	\$0	\$0	\$0	\$514,000
506 572 379	31st Street - Pedestrian Enhancements	\$0	\$0	\$0	\$0	\$0	\$0	\$25,000
506 572 380	North Broadway Development	\$0	\$0	\$0	\$0	\$0	\$0	\$160,000
506 572 381	3rd Street, Green to HWY 81	\$0	\$0	\$0	\$0	\$0	\$0	\$390,000
506 572 382	31st Street - Lighting Project	\$0	\$0	\$0	\$0	\$0	\$50,000	\$0
506 572 383	Maple Street-8th to 10th & 9th Street-Maple E	\$0	\$132,402	\$0	\$0	\$0	\$0	\$0
506 572 384	Pearl Street - 3rd to 4th	\$273,836	\$0	\$0	\$0	\$0	\$0	\$0
506 572 385	West City Limits Road	\$0	\$0	\$0	\$0	\$0	\$0	\$300,000
506 572 386	Bill Baggs Road, HWY 50 to Alumax Road	\$0	\$0	\$0	\$0	\$0	\$0	\$657,000
506 572 387	Bill Baggs Road Extension	\$0	\$0	\$0	\$0	\$0	\$0	\$22,000
506 572 388	Park Street, 8th to 10th	\$0	\$0	\$0	\$80,000	\$0	\$0	\$80,000
506 572 389	Downtown Improvements	\$434,252	\$0	\$0	\$838,000	\$0	\$140,000	\$698,000
506 572 390	Street Reconstruction	\$31,124	\$74,414	\$51,129	\$75,000	\$189	\$75,000	\$75,000
506 572 391	Alley - behind City Hall/Safety Center	\$0	\$129	\$0	\$0	\$0	\$0	\$0
506 572 392	Picotte, 4th to 6th	\$0	\$0	\$0	\$295,000	\$121	\$295,000	\$0
506 572 393	8th & Summit Intersection	\$0	\$0	\$0	\$148,000	\$0	\$148,000	\$0
506 572 394	Riverside Drive - Broadway to Green	\$0	\$0	\$0	\$410,000	\$0	\$0	\$410,000
506 572 395	4th Street Reconstruction - City's Share	\$0	\$0	\$0	\$662,000	\$0	\$0	\$0
506 572 397	Locust, 4th to 8th	\$0	\$0	\$0	\$670,000	\$202	\$435,000	\$0
506 572 588	Transfer to Pub Imp (Alcoa/Gehl/Brwnflds)	\$0	\$0	\$0	\$0	\$0	\$0	\$0
506 572 626	Transfer to Bridge & Street Fund	\$0	\$0	\$0	\$135,115	\$0	\$92,115	\$101,602
506 572 656	Transfer to Infrastructure Improvement	\$287,258	\$0	\$0	\$189,529	\$0	\$2,512	\$23,701
506 573 390	Storm Sewer Construction	\$9,589	\$0	\$0	\$12,000	\$0	\$12,000	\$12,000
506 573 623	Transfer to Marne Creek Fund	\$12,926	\$4,625	\$8,953	\$133,019	\$0	\$156,766	\$60,000
506 574 371	Cedar Street, 10th to 17th	\$0	\$0	\$174,111	\$0	(\$303)	\$0	\$0
506 574 372	Peninah, Whiting to Karen	\$0	\$733,683	\$0	\$0	\$0	\$0	\$0
506 574 373	Permanent Pavement Markings	\$61,984	\$61,037	\$57,643	\$60,000	\$0	\$60,000	\$80,000
506 574 374	Summit Street, 9th to 15th (STIP)	\$0	\$0	\$0	\$818,000	\$0	\$0	\$1,140,000
506 574 375	15th Street, Whiting to Burleigh (STIP)	\$0	\$0	\$0	\$932,000	\$0	\$0	\$1,212,000
506 574 376	ROW Acquisition (STIP)	\$0	\$0	\$0	\$0	\$0	\$145,000	\$0
506 574 377	Hwy 314 Curb & Gutter	\$0	\$0	\$0	\$0	\$0	\$0	\$0
506 574 381	Downtown Alleys	\$0	\$52,475	\$0	\$85,000	\$0	\$85,000	\$85,000
506 574 382	Walnut - 15th to 19th (Asphalt)	\$253,913	\$0	\$0	\$0	\$0	\$0	\$0
506 574 385	Mulberry Street - 8th to 15th	\$0	\$428,072	\$0	\$0	\$0	\$0	\$0
506 574 390	Crushed Salvaged Concrete	\$0	\$0	\$182,250	\$0	\$0	\$0	\$200,000
506 574 391	Broadway - Hwy 81 Reconstruction	\$19,383	\$1,510	\$0	\$0	\$0	\$0	\$0
506 574 392	21st Street, Peninah to Valley Road	\$0	\$0	\$0	\$264,000	\$126,610	\$152,000	\$0
506 574 393	HWY 50 Corridor Project	\$0	\$0	\$0	\$0	\$0	\$0	\$0
506 574 394	Peninah Street, Karen to 21st	\$0	\$0	\$170,451	\$0	\$0	\$0	\$0
506 574 395	Pine Street, 8th to 10th	\$0	\$0	\$192,399	\$0	\$0	\$0	\$0
506 574 396	8th Street, 1 1/2 BLK West 81	\$0	\$0	\$96,824	\$0	\$0	\$0	\$0
506 574 397	6th Street, Linn to Maple	\$0	\$0	\$212,158	\$0	\$0	\$0	\$0
506 574 398	Peninah, North of 31st	\$0	\$0	\$12	\$531,000	\$0	\$531,000	\$0
506 574 399	Douglas 23rd to 25th (STIP)	\$0	\$0	\$0	\$350,000	\$0	\$0	\$535,000
	<b>Total Expenditures</b>	<b>\$2,569,654</b>	<b>\$2,284,769</b>	<b>\$1,959,171</b>	<b>\$7,340,098</b>	<b>\$126,977</b>	<b>\$2,987,328</b>	<b>\$8,222,448</b>

**City of Yankton**  
**Adopted 2012 Budget**

**Fund: Special Capital Improvement Fund**

**Activity: Capital Projects**

ACCOUNT NO.	DESCRIPTION	2008 ACTUAL	2009 ACTUAL	2010 ACTUAL	2011 ADOPTED	2011 Y.T.D.	2011 ESTIMATED	2012 ADOPTED
	Prior Year Balance	\$3,434,000	\$3,334,353	\$3,490,372	\$1,511,730	\$3,855,622	\$3,855,622	\$5,346,420
506 3140	General Sales and Use Tax	\$2,282,817	\$2,290,851	\$2,279,734	\$2,336,668	\$307,112	\$2,348,126	\$2,418,570
506 3310	Bus Barn Parking Grant	\$0	\$32,270	\$0	\$0	\$0	\$0	\$0
506 3342	State Grant	\$0	\$0	\$0	\$0	\$0	\$0	\$0
506 3343	Federal Aid Urban	\$0	\$0	\$0	\$2,100,000	\$0	\$2,100,000	\$2,100,000
506 3390	Yankton School District	\$75,233	\$80,699	\$0	\$0	\$49,741	\$0	\$0
506 3437	Equipment & Material Charge - Streets	\$0	\$0	\$5,349	\$0	\$0	\$0	\$0
506 3610	Interest	\$111,957	\$35,796	\$39,338	\$30,000	\$10,528	\$30,000	\$30,000
506 3660	Donation from private	\$0	\$1,172	\$0	\$0	\$0	\$0	\$0
	Revenues Subtotal	\$2,470,007	\$2,440,788	\$2,324,421	\$4,466,668	\$367,381	\$4,478,126	\$4,548,570
	Total Funds Available	\$5,904,007	\$5,775,141	\$5,814,793	\$5,978,398	\$4,223,003	\$8,333,748	\$9,894,990
506 574 390	Debt Service Reserve - Current	\$0	\$0	\$0	\$0	\$0	\$0	\$0
	Subtotal	\$5,904,007	\$5,775,141	\$5,814,793	\$5,978,398	\$367,381	\$8,333,748	\$9,894,990
	Total Expenditures	\$2,569,654	\$2,284,769	\$1,959,171	\$7,340,098	\$126,977	\$2,987,328	\$8,222,448
	Ending Balance	\$3,334,353	\$3,490,372	\$3,855,622	(\$1,361,700)	\$240,404	\$5,346,420	\$1,672,542

<p style="text-align: center;"><b>TAX INCREMENT DISTRICT #1</b> <b>ACCOUNT #508</b></p>
---

**PURPOSE OF THIS DEPARTMENT:** Why does this department exist?

The purpose of the Tax Increment District – Road and Land Fund included the cost of improvements in tax increment financing District No. 1, and the Bond Issuance and debt service costs. State Law limits the time period for the installation of improvements with TID Funds to five years from the creation of the TID. This time has passed so the sole purpose of the fund is now for debt retirement of the bonds that were issued to improve the TID, and the sale of land in the TID. The bonds were due to retire in 2009, however, the City initiated an early retirement of these bonds in December, 2007.

The only remaining purpose of this department will be for the collection of delinquent property taxes that were still outstanding on December 31, 2007. These funds will be redistributed between the City of Yankton, Yankton County, and the Yankton School District as prescribed by South Dakota Codified Law.

---

**City of Yankton**  
**Adopted 2012 Budget**

**Fund: TID #1 Roads & Land**

**Activity: Capital Projects**

ACCOUNT NO.	DESCRIPTION	2008 ACTUAL	2009 ACTUAL	2010 ACTUAL	2011 ADOPTED	2011 Y.T.D.	2011 ESTIMATED	2012 ADOPTED
508 588 202	Closing Costs	\$172,154	\$0	\$0	\$0	\$0	\$0	\$0
508 588 586	Equity Transfer From TID#1to golf	\$0	\$0	\$0	\$0	\$0	\$0	\$0
508 588 610	Transfer to General	\$60,565	\$0	\$0	\$0	\$0	\$0	\$0
508 588 653	Transfer to Parks	\$0	\$0	\$0	\$0	\$0	\$0	\$0
508 588 662	Transfer to Solid Waste Collection	\$0	\$0	\$0	\$0	\$0	\$0	\$0
	<b>Total Expenditures</b>	<b>\$232,719</b>	<b>\$0</b>	<b>\$0</b>	<b>\$0</b>	<b>\$0</b>	<b>\$0</b>	<b>\$0</b>

**Fund: TID #1 Roads & Land**

**Activity: Capital Projects**

ACCOUNT NO.	DESCRIPTION	2008 ACTUAL	2009 ACTUAL	2010 ACTUAL	2011 ADOPTED	2011 Y.T.D.	2011 ESTIMATED	2012 ADOPTED
	Prior Year Balance	\$231,117	\$0	\$0	\$0	\$0	\$0	\$0
508 31xx	TID #1 Taxes - current	\$0	\$0	\$0	\$0	\$0	\$0	\$0
508 31xx	TID #1 Taxes - delinquent	\$0	\$0	\$0	\$0	\$0	\$0	\$0
508 3190	Penalty & Interest on Del Taxes	\$0	\$0	\$0	\$0	\$0	\$0	\$0
508 3610	Interest	\$0	\$0	\$0	\$0	\$0	\$0	\$0
508 3620	Land Rent	\$1,602	\$0	\$0	\$0	\$0	\$0	\$0
	<b>Subtotal Revenues</b>	<b>\$1,602</b>	<b>\$0</b>	<b>\$0</b>	<b>\$0</b>	<b>\$0</b>	<b>\$0</b>	<b>\$0</b>
	<b>Total Funds Available</b>	<b>\$232,719</b>	<b>\$0</b>	<b>\$0</b>	<b>\$0</b>	<b>\$0</b>	<b>\$0</b>	<b>\$0</b>
	<b>Less Expenditures</b>	<b>\$232,719</b>	<b>\$0</b>	<b>\$0</b>	<b>\$0</b>	<b>\$0</b>	<b>\$0</b>	<b>\$0</b>
	<b>Ending Balance (excl land inventory)</b>	<b>\$0</b>	<b>\$0</b>	<b>\$0</b>	<b>\$0</b>	<b>\$0</b>	<b>\$0</b>	<b>\$0</b>

**TAX INCREMENT DISTRICT #2 – Morgan Square  
ACCOUNT #509**

**PURPOSE OF THIS DEPARTMENT:** Why does this department exist?

The purpose of the Tax Increment District #2 – Morgan Square included the cost of improvements in tax increment financing District No. 2. State Law limits the time period for the installation of improvements with TID Funds to five years from the creation of the TID. The purpose of the fund is to collect TID #2 taxes, pay for current authorized expenditures, and to refund annual balances to the developer until public infrastructure expenses previously paid by the developer are retired.

---



**City of Yankton**  
**Adopted 2012 Budget**

Fund: **TID #2 Morgan Square**

Activity: **Capital Projects**

ACCOUNT NO.	DESCRIPTION	2008 ACTUAL	2009 ACTUAL	2010 ACTUAL	2011 ADOPTED	2011 Y.T.D.	2011 ESTIMATED	2012 ADOPTED
509 509 204	Southeast Properties, LLC	\$16,322	\$23,597	\$25,558	\$25,558	\$15,497	\$30,994	\$30,994
	Total Expenditures	\$16,322	\$23,597	\$25,558	\$25,558	\$15,497	\$30,994	\$30,994

Fund: **TID #2 Morgan Square**

Activity: **Capital Projects**

ACCOUNT NO.	DESCRIPTION	2008 ACTUAL	2009 ACTUAL	2010 ACTUAL	2011 ADOPTED	2011 Y.T.D.	2011 ESTIMATED	2012 ADOPTED
	Prior Year Balance	\$3,445	\$0	\$0	\$0	\$0	\$0	\$0
509 31xx	TID #2 Taxes - current	\$12,877	\$23,597	\$25,558	\$25,558	\$15,497	\$30,994	\$30,994
509 3190	Penalty & Interest on Del Taxes	\$0	\$0	\$0	\$0	\$0	\$0	\$0
	Subtotal Revenues	\$12,877	\$23,597	\$25,558	\$25,558	\$15,497	\$30,994	\$30,994
	Total Funds Available	\$16,322	\$23,597	\$25,558	\$25,558	\$15,497	\$30,994	\$30,994
	Less Expenditures	\$16,322	\$23,597	\$25,558	\$25,558	\$15,497	\$30,994	\$30,994
	Ending Balance (excl land inventory)	\$0	\$0	\$0	\$0	\$0	\$0	\$0

**TAX INCREMENT DISTRICT #5 – Menards  
ACCOUNT #510**

**PURPOSE OF THIS DEPARTMENT:** Why does this department exist?

The purpose of the Tax Increment District #5 – Greenbow Development LLC and Menard, Inc. included the cost of public improvements and site development in tax increment financing District No. 5. State Law limits the time period for the installation of improvements with TID Funds to five years from the creation of the TID. The purpose of the fund is to collect TID #5 taxes, pay for current authorized expenditures, and to reimburse the general fund for purchases made with revenues generated from the bond issuance.

---

**City of Yankton**  
**Adopted 2012 Budget**

Fund: **TID #5 Menards**

Activity: **Capital Projects**

ACCOUNT NO.	DESCRIPTION	2008 ACTUAL	2009 ACTUAL	2010 ACTUAL	2011 ADOPTED	2011 Y.T.D.	2011 ESTIMATED	2012 ADOPTED
510 510 202	Professional Services	\$0	\$0	\$0	\$0	\$0	\$0	\$0
510 510 610	Transfer to General Fund - TID #5	\$0	\$0	\$0	\$0	\$0	\$51	\$3,200
	Total Expenditures	\$0	\$0	\$0	\$0	\$0	\$51	\$3,200

Fund: **TID #5 Menards**

Activity: **Capital Projects**

ACCOUNT NO.	DESCRIPTION	2008 ACTUAL	2009 ACTUAL	2010 ACTUAL	2011 ADOPTED	2011 Y.T.D.	2011 ESTIMATED	2012 ADOPTED
	Prior Year Balance	\$0	\$0	\$0	\$0	\$0	\$0	\$0
510 31xx	TID #2 Taxes - current	\$0	\$0	\$0	\$0	\$25	\$51	\$3,200
510 3190	Penalty & Interest on Del Taxes	\$0	\$0	\$0	\$0	\$0	\$0	\$0
	Subtotal Revenues	\$0	\$0	\$0	\$0	\$25	\$51	\$3,200
	Total Funds Available	\$0	\$0	\$0	\$0	\$25	\$51	\$3,200
	Less Expenditures	\$0	\$0	\$0	\$0	\$0	\$51	\$3,200
	Ending Balance (excl land inventory)	\$0	\$0	\$0	\$0	\$25	\$0	\$0
	Net Income Before Transfers	\$0	\$0	\$0	\$0	\$25	\$51	\$3,200
	Operating Transfer Out	\$0	\$0	\$0	\$0	\$0	\$51	\$3,200
	Net Income	\$0	\$0	\$0	\$0	\$25	\$0	\$0

# **WATER ACCOUNT #601**

**PURPOSE OF THIS DEPARTMENT:** Why does this department exist?

To maintain and operate the collection and treatment facility to meet federal and state regulations, have a minimum impact on the environment, an enhancing the quality of life for the community.

**DEPARTMENT PERSONNEL:** .5 Utility Director, .5 Distribution Superintendent, one Plant Superintendent, one Plant Maintenance Superintendent, four Plant Operators and two Maintenance Personnel.

---

**GOALS OF THIS DEPARTMENT:** What will this department attempt to accomplish this year?

- 1 Provide safe, pleasing drinking water.
- 

**OBJECTIVES FOR REACHING OUR GOALS:**

- Meet 100% of reportable standards
  - Establish baseline ratings for citizen satisfaction components
- 

**INTENDED OUTCOMES FROM BUDGET EXPENDITURES**

This year's budget presents a plan to maintain a safe and reliable drinking water system that meets the City's current and future demands, through routine and specialized system improvements. Additionally, this year's budget sets out the task of planning for large scale improvements within the treatment system to meet current and future water quality standards. The 2012 budget will be used to explore new technologies to improve efficiency, reliability, and sustainability.

**City of Yankton**  
**Adopted 2012 Budget**

Fund: **Water**

Function: **Operations**

Activity: **Utilities Department**

ACCOUNT NO.	DESCRIPTION	2008 ACTUAL	2009 ACTUAL	2010 ACTUAL	2011 ADOPTED	2011 Y.T.D.	2011 ESTIMATED	2012 PROPOSED
	Operating Revenues	\$2,930,291	\$2,844,185	\$3,068,562	\$3,091,390	\$1,057,371	\$3,126,422	\$3,185,147
	Operating Expenses:							
	Personnel Services	\$562,775	\$562,303	\$600,726	\$655,478	\$234,071	\$624,924	\$654,105
	Insurance	\$45,513	\$44,668	\$47,030	\$57,710	\$50,536	\$54,962	\$57,710
	Professional Services	\$49,545	\$91,669	\$40,586	\$64,100	\$6,117	\$64,100	\$64,100
	State Fees	\$5,000	\$5,000	\$5,000	\$6,000	\$0	\$6,000	\$6,000
	Repairs & Maintenance	\$190,180	\$158,803	\$823,486	\$195,000	\$32,228	\$211,000	\$216,000
	Supplies & Materials	\$174,878	\$192,440	\$187,058	\$208,900	\$35,299	\$208,900	\$208,900
	Travel & Conference	\$1,412	\$2,772	\$2,389	\$3,125	\$661	\$3,450	\$3,450
	Utilities	\$194,002	\$160,708	\$161,171	\$211,000	\$63,998	\$211,000	\$211,000
	Billing & Administration	\$543,696	\$571,968	\$589,127	\$606,800	\$303,400	\$606,800	\$625,004
	Depreciation	\$446,754	\$476,823	\$506,675	\$476,823	\$205,310	\$506,675	\$506,675
	Total Operating Expenses	\$2,213,755	\$2,267,154	\$2,963,248	\$2,484,936	\$931,620	\$2,497,811	\$2,552,944
	Total Operating Income(Loss)	\$716,536	\$577,031	\$105,314	\$606,454	\$125,751	\$628,611	\$632,203
	Non-Operating Revenue(Expense)							
	Interest	\$43,392	\$21,710	\$25,194	\$23,000	\$8,558	\$25,000	\$20,000
	Reimbursements	\$0	\$1,251	\$0	\$0	\$0	\$0	\$0
	Miscellaneous	\$23,474	\$2,906	\$5,742	\$0	\$5,175	\$6,993	\$2,000
	Interest/Capital Lease	(\$450)	\$0	\$0	(\$450)	\$0	\$0	\$0
	Interest/SRF Loan	(\$106,098)	(\$123,829)	(\$156,557)	(\$273,998)	(\$102,676)	(\$202,341)	(\$234,237)
	Contributed Capital	\$6,014	\$0	\$0	\$0	\$0	\$0	\$0
	Net Income Before Transfers	\$682,868	\$479,069	(\$20,307)	\$355,006	\$36,808	\$458,263	\$419,966
	Operating Transfer Out	\$52,000	\$52,000	\$52,000	\$52,000	\$26,000	\$52,000	\$52,000
	Net Income	\$630,868	\$427,069	(\$72,307)	\$303,006	\$10,808	\$406,263	\$367,966

**City of Yankton**  
**Adopted 2012 Budget**

Fund: **Water**

Function: **Water Revenue**

Activity: **Utilities Department**

ACCOUNT NO.	DESCRIPTION	2008 ACTUAL	2009 ACTUAL	2010 ACTUAL	2011 ADOPTED	2011 Y.T.D.	2011 ESTIMATED	2012 ADOPTED
601 3612	Sale of Fixed Assets	\$1,200	\$0	\$0	\$0	\$1,592	\$1,592	\$0
601 3810	Metered Sales	\$2,804,236	\$2,727,130	\$2,956,696	\$2,979,390	\$1,014,395	\$3,015,830	\$3,076,147
601 3811	Bulk Sales	\$5,535	\$5,274	\$3,515	\$7,000	\$1,236	\$4,000	\$4,000
601 3812	Sale Service & Material	\$51,040	\$48,141	\$44,817	\$40,000	\$13,428	\$40,000	\$40,000
601 3814	Late Charge	\$68,280	\$63,640	\$63,534	\$65,000	\$26,720	\$65,000	\$65,000
	<b>Total Operating Revenues</b>	<b>\$2,930,291</b>	<b>\$2,844,185</b>	<b>\$3,068,562</b>	<b>\$3,091,390</b>	<b>\$1,057,371</b>	<b>\$3,126,422</b>	<b>\$3,185,147</b>
601 3342	CDBG Booster Station	\$367,500	\$0	\$0	\$0	\$0	\$0	\$0
602 3350	Feasibility Study Grant	\$0	\$0	\$0	\$0	\$0	\$0	\$0
602 3962	State Revolving Fund Loan	\$0	\$0	\$0	\$0	\$0	\$0	\$0
604 3310	10% ARRA Grant	\$0	\$39,831	\$316,544	\$0	\$0	\$0	\$0
604 3814	State Revolving Fund Loan	\$797,287	\$99,688	\$2,605,661	\$1,000,000	\$807,973	\$1,000,000	\$0
	<b>Total Operating &amp; Other Revenues</b>	<b>\$4,095,078</b>	<b>\$2,983,704</b>	<b>\$5,990,767</b>	<b>\$4,091,390</b>	<b>\$1,865,344</b>	<b>\$4,126,422</b>	<b>\$3,185,147</b>
601 3640	Compensation Loss & Damage	\$0	\$1,251	\$0	\$0	\$0	\$0	\$0
601 3665	Contri Capital Rev - Customer	\$6,014	\$0	\$0	\$0	\$0	\$0	\$0
601 3666	Contri Capital Rev - Other	\$0	\$0	\$0	\$0	\$0	\$0	\$0
601 3821	Other Non Operational - Water	\$20,375	\$0	\$2,120	\$0	\$0	\$0	\$0
602 3610	Interest	\$43,392	\$21,710	\$25,194	\$23,000	\$8,558	\$25,000	\$20,000
602 3820	Special Hook-Up Fees	\$0	\$0	\$0	\$5,000	\$0	\$0	\$0
602 3821	Other Non-operational	\$3,117	\$2,882	\$3,655	\$0	\$5,184	\$7,000	\$2,000
602 3822	Cash(Long)	\$10	\$26	\$15	\$0	\$3	\$5	\$0
	<b>Total Nonoperating Revenues</b>	<b>\$72,908</b>	<b>\$25,869</b>	<b>\$30,984</b>	<b>\$28,000</b>	<b>\$13,745</b>	<b>\$32,005</b>	<b>\$22,000</b>

**City of Yankton**  
**Adopted 2012 Budget**

Fund: **Water**

Function: **Operation Expenses**

Activity: **Utilities Department**

ACCOUNT NO.	DESCRIPTION	2008 ACTUAL	2009 ACTUAL	2010 ACTUAL	2011 ADOPTED	2011 Y.T.D.	2011 ESTIMATED	2012 ADOPTED
601 601 101	Regular Salaries & Wages	\$420,053	\$416,923	\$437,607	\$458,955	\$172,752	\$442,452	\$461,194
601 601 102	Temp. Salaries & Wages	\$2,636	\$1,972	\$0	\$6,000	\$0	\$6,000	\$6,000
601 601 103	Overtime Wages	\$18,093	\$15,624	\$22,114	\$11,000	\$6,713	\$12,000	\$11,000
601 601 111	OASI	\$32,309	\$32,443	\$34,736	\$36,411	\$12,913	\$35,225	\$36,582
601 601 121	Retirement	\$26,002	\$25,951	\$27,583	\$28,197	\$10,266	\$27,267	\$28,332
601 601 131	Worker's Compensation	\$8,154	\$8,321	\$8,516	\$23,292	(\$181)	\$22,183	\$23,292
601 601 132	Group Insurance	\$55,172	\$60,627	\$68,689	\$90,111	\$31,025	\$78,357	\$86,193
601 601 133	Unemployment Insurance	\$356	\$442	\$1,481	\$1,512	\$583	\$1,440	\$1,512
	<b>Subtotal Personnel Services</b>	<b>\$562,775</b>	<b>\$562,303</b>	<b>\$600,726</b>	<b>\$655,478</b>	<b>\$234,071</b>	<b>\$624,924</b>	<b>\$654,105</b>
601 601 201	Insurance	\$45,513	\$44,668	\$47,030	\$57,710	\$50,536	\$54,962	\$57,710
601 601 202	Professional Services	\$41,430	\$73,852	\$31,442	\$50,000	\$5,672	\$50,000	\$50,000
601 601 203	Audit	\$5,436	\$15,713	\$7,776	\$12,000	\$0	\$12,000	\$12,000
601 601 205	State Permit Fee	\$5,000	\$5,000	\$5,000	\$6,000	\$0	\$6,000	\$6,000
601 601 208	Locates	\$940	\$894	\$978	\$1,500	\$139	\$1,500	\$1,500
601 601 211	Publishing	\$1,739	\$1,210	\$390	\$600	\$306	\$600	\$600
601 601 221	Rep. & Maint. - Plant	\$86,297	\$29,831	\$58,410	\$60,000	\$12,665	\$60,000	\$60,000
601 601 222	Rep. & Maint. - Vehicles	\$1,442	\$104	\$202	\$2,500	\$207	\$2,500	\$2,500
601 601 223	Rep. & Maint. - Buildings	\$445	\$8,219	\$5,138	\$4,500	\$1,145	\$4,500	\$4,500
601 601 224	Rep. & Maint. - Central Garage	\$12,578	\$15,046	\$13,680	\$17,000	\$4,197	\$18,000	\$23,000
601 601 225	Rep. & Maint. - Other	\$0	\$0	\$765	\$0	\$0	\$0	\$0
601 601 226	Rep. & Maint. - Distribution	\$30,971	\$37,891	\$691,063	\$75,000	\$4,947	\$75,000	\$75,000
601 601 227	Rep. & Maint. - Meters	\$46,891	\$47,544	\$54,228	\$16,000	\$9,067	\$16,000	\$16,000
601 601 228	Sludge Removal	\$11,556	\$20,168	\$0	\$20,000	\$0	\$35,000	\$35,000
601 601 231	Postage	\$13,768	\$11,449	\$13,421	\$17,000	\$4,123	\$17,000	\$17,000
601 601 232	Office Supplies	\$972	\$1,690	\$937	\$1,200	\$117	\$1,200	\$1,200
601 601 234	Copies	\$201	\$248	\$287	\$350	\$246	\$350	\$350
601 601 235	Subscriptions & Publications	\$0	\$30	\$87	\$250	\$0	\$250	\$250
601 601 236	Janitorial Supplies	\$338	\$857	\$1,553	\$850	\$98	\$850	\$850
601 601 240	Chemical & Gases	\$156,942	\$174,279	\$165,083	\$185,000	\$29,349	\$185,000	\$185,000
601 601 241	Agricultural Supplies	\$939	\$1,202	\$1,127	\$1,000	\$425	\$1,000	\$1,000
601 601 243	Med., Safety, & Lab. Supplies	\$1,251	\$2,215	\$3,208	\$2,000	\$712	\$2,000	\$2,000
601 601 244	Uniforms & Dry Goods	\$0	\$275	\$250	\$600	\$0	\$600	\$600
601 601 247	Small Tools & Hardware	\$467	\$195	\$1,105	\$650	\$229	\$650	\$650
601 601 261	Membership Dues	\$75	\$612	\$977	\$625	\$78	\$950	\$950
601 601 264	Schools	\$1,337	\$2,160	\$1,412	\$2,500	\$583	\$2,500	\$2,500
601 601 271	Telephone	\$5,325	\$5,969	\$6,078	\$5,500	\$2,052	\$5,500	\$5,500
601 601 272	Electricity	\$149,059	\$127,722	\$127,092	\$160,000	\$43,360	\$160,000	\$160,000
601 601 273	Fuel-Heating	\$39,206	\$26,641	\$27,585	\$45,000	\$18,450	\$45,000	\$45,000
601 601 276	Landfill	\$412	\$376	\$416	\$500	\$136	\$500	\$500
601 601 281	Billing & Administration	\$543,696	\$571,968	\$589,127	\$606,800	\$303,400	\$606,800	\$625,004
601 601 291	Depreciation	\$446,754	\$476,823	\$506,675	\$476,823	\$205,310	\$506,675	\$506,675
	<b>Subtotal Other Current Expenditures</b>	<b>\$1,650,980</b>	<b>\$1,704,851</b>	<b>\$2,362,522</b>	<b>\$1,829,458</b>	<b>\$697,549</b>	<b>\$1,872,887</b>	<b>\$1,898,839</b>
	<b>Total Operating Expenses</b>	<b>\$2,213,755</b>	<b>\$2,267,154</b>	<b>\$2,963,248</b>	<b>\$2,484,936</b>	<b>\$931,620</b>	<b>\$2,497,811</b>	<b>\$2,552,944</b>





**City of Yankton**  
**Adopted 2012 Budget**

Fund: **Water**

Function: **Improvements & Extensions**

Activity: **Utilities Department**

ACCOUNT NO.	DESCRIPTION	2008 ACTUAL	2009 ACTUAL	2010 ACTUAL	2011 ADOPTED	2011 Y.T.D.	2011 ESTIMATED	2012 ADOPTED
608 608 411	Ind. Park Lease Interest	\$450	\$0	\$0	\$450	\$0	\$0	\$0
604 604 411	State Revolving Fund Interest	\$106,098	\$123,829	\$156,557	\$273,998	\$102,676	\$202,341	\$234,237
	<b>Total Int. &amp; Fiscal Fees</b>	<b>\$106,548</b>	<b>\$123,829</b>	<b>\$156,557</b>	<b>\$274,448</b>	<b>\$102,676</b>	<b>\$202,341</b>	<b>\$234,237</b>
601 601 580	Loss on Assets	\$0	\$0	\$0	\$0	\$0	\$0	\$0
602 602 570	Cash Short	\$28	\$2	\$48	\$0	\$12	\$12	\$0
	<b>Total Nonoperating Expense</b>	<b>\$106,576</b>	<b>\$123,831</b>	<b>\$156,605</b>	<b>\$274,448</b>	<b>\$102,688</b>	<b>\$202,353</b>	<b>\$234,237</b>
601 601 610	Transfer to General	\$52,000	\$52,000	\$52,000	\$52,000	\$26,000	\$52,000	\$52,000
602 602 301	Capital Repairs and Maintenance	\$0	\$0	\$0	\$80,000	\$28,905	\$34,905	\$0
602 602 310	Water Main Around Airport	\$1,067,511	\$29,063	\$0	\$0	\$0	\$0	\$0
602 602 321	Airport 31st to Terminal	\$0	\$0	\$49,739	\$0	\$0	\$0	\$0
602 602 323	Walnut, 15th-19th - Water Main	\$60,131	\$0	\$0	\$0	\$0	\$0	\$0
602 602 324	Peninah, Whiting To Karen Drive	\$0	\$253,093	\$0	\$0	\$0	\$0	\$0
602 602 325	Raw Water Analysis/Wells	\$106,254	\$186,347	\$2,415,263	\$0	\$341,500	\$466,000	\$0
602 602 327	Maple Street, 8th to 10th	\$0	\$44,243	\$0	\$0	\$0	\$0	\$0
602 602 328	Pearl Street, 3rd to 4th	\$170,274	\$0	\$0	\$0	\$0	\$0	\$0
602 602 329	Booster Station	\$0	\$0	\$0	\$0	\$0	\$0	\$0
602 602 330	8th Street, 1 1/2 Block West of 81	\$0	\$0	\$8,937	\$0	\$0	\$0	\$0
602 602 331	15th Street, Burleigh to Ferdig	\$0	\$0	\$0	\$0	\$0	\$0	\$380,000
602 602 332	Mulberry, 8th to 15th - Water Main	\$0	\$134,385	\$22,000	\$0	\$0	\$0	\$0
602 602 333	Summit Street, 9th to 15th	\$0	\$0	\$0	\$0	\$0	\$0	\$290,000
602 602 334	East Hwy 50 Extension	\$0	\$0	\$0	\$0	\$0	\$0	\$0
602 602 335	9th Street, Picotte to Pearl	\$0	\$0	\$0	\$49,100	\$0	\$49,100	\$0
602 602 336	Picotte Street, 8th to 15th	\$0	\$0	\$0	\$442,100	\$0	\$442,100	\$0
602 602 337	8th Street, Burleigh to Pearl	\$0	\$0	\$178,792	\$0	\$0	\$0	\$0
602 602 338	Douglas Avenue, 23rd to 25th	\$0	\$0	\$0	\$0	\$0	\$0	\$140,000
602 602 339	8th Street, Burleigh to Ferdig	\$0	\$0	\$0	\$0	\$0	\$0	\$72,000
602 602 350	Equipment	\$134,233	\$3,090	\$18,733	\$123,800	\$24,963	\$136,800	\$143,000
602 602 369	Cedar, 10th to 17th	\$0	\$0	\$142,320	\$0	\$0	\$0	\$0
602 602 378	Clarifier Trough Replacement	\$0	\$0	\$0	\$500,000	\$0	\$0	\$0
602 602 379	Locust Street, 4th to 8th	\$0	\$0	\$0	\$117,700	\$0	\$0	\$0
602 602 380	Broadway, 31st to Wilson Trailer	\$0	\$0	\$0	\$60,000	\$0	\$60,000	\$0
602 602 381	Walnut @ 8th Street	\$0	\$0	\$0	\$80,000	\$0	\$0	\$0
602 602 382	Cedar Street, 7th to 10th	\$0	\$0	\$0	\$50,000	\$0	\$0	\$0
602 602 383	Elm Street, 20th to 21st	\$0	\$0	\$0	\$50,000	\$0	\$50,000	\$0
602 602 384	Water Tower	\$0	\$0	\$0	\$0	\$37,920	\$62,000	\$0
602 602 387	Summit Street, 8th to 12th	\$0	\$0	\$0	\$50,000	\$0	\$50,000	\$0
602 602 388	3rd Street, Green to HWY 81	\$0	\$0	\$0	\$0	\$0	\$0	\$45,000
602 602 389	Douglas, Anna to 31st	\$102,544	\$0	\$0	\$175,000	\$0	\$0	\$0
602 602 390	Reserve for Future Imp.	\$22,763	\$0	\$20,032	\$75,000	\$0	\$75,000	\$75,000
602 602 391	Park Street, 8th to 10th	\$0	\$0	\$0	\$115,000	\$0	\$115,000	\$0
602 602 392	Carbon Feeder	\$0	\$0	\$0	\$80,000	\$80	\$80,000	\$0
602 602 395	Riverside Drive, Main Extension to WW Plant	\$0	\$0	\$0	\$0	\$0	\$50,000	\$0
607 607 320	WTP Renovations	\$0	\$0	\$0	\$0	\$0	\$0	\$1,000,000
608 608 441	Ind. Park Lease Principal	\$3,000	\$0	\$0	\$0	\$0	\$0	\$0
604 604 441	State Revolving Fund Principal	\$142,371	\$155,161	\$185,069	\$383,869	\$95,089	\$228,271	\$350,239
	<b>Total Improvements &amp; Extensions</b>	<b>\$1,809,081</b>	<b>\$805,382</b>	<b>\$3,040,885</b>	<b>\$2,431,569</b>	<b>\$528,457</b>	<b>\$1,899,176</b>	<b>\$2,495,239</b>

# **WASTEWATER ACCOUNT #611**

**PURPOSE OF THIS DEPARTMENT:** Why does this department exist?

To maintain and operate the collection and treatment facility to meet federal and state regulations, have a minimum impact on the environment, and enhancing the quality of life for the community.

**DEPARTMENT PERSONNEL:** .5 Utility Director, .5 Collection Superintendent, one Plant Superintendent, two Maintenance Personnel, one Plant Maintenance Superintendent, one Senior Lab Tech, one Lab Tech, two Plant Operators and two part-time weekend operators.

---

**GOALS OF THIS DEPARTMENT:** What will this department attempt to accomplish this year?

- 1 To protect the health of the community by discharging a product that meets all federal, state, and local regulations.
- 2 Maximize secondary uses of treatment bi-products.

---

**OBJECTIVES FOR REACHING OUR GOALS:**

- Meet 100% of reportable standards.
- Establish baseline ratings for citizen satisfaction components.
- Investigate costs of bio-solids program.
- Meet 100% of the criteria within the bio-solids program.

---

**INTENDED OUTCOMES FROM BUDGET EXPENDITURES**

The 2012 wastewater budget plan is designed to protect the health of the community, improve service, and meet the standards set by the federal, state and local agencies. Routine replacement of equipment within the collection system and treatment plant is designed to maintain a reliable and efficient system. The budget also addresses large scale improvements to the collection system infrastructure needed to improve reliability and increase capacity in needed areas.

**City of Yankton**  
**Adopted 2012 Budget**

Fund: **Wastewater**

Function: **Operations**

Activity: **Utilities Department**

ACCOUNT NO.	DESCRIPTION	2008 ACTUAL	2009 ACTUAL	2010 ACTUAL	2011 ADOPTED	2011 Y.T.D.	2011 ESTIMATED	2012 ADOPTED
	Operating Revenues	\$2,485,166	\$2,472,569	\$2,615,285	\$2,652,634	\$1,031,560	\$2,667,698	\$2,721,048
	Operating Expenses:							
	Personnel Services	\$457,909	\$483,575	\$555,010	\$592,307	\$207,787	\$592,307	\$621,100
	Insurance	\$73,948	\$71,709	\$76,414	\$93,767	\$80,343	\$93,767	\$98,455
	Professional Services	\$38,788	\$37,263	\$63,699	\$39,700	\$3,543	\$39,700	\$39,700
	State Fees	\$12,500	\$12,500	\$12,500	\$12,500	\$12,500	\$12,500	\$12,500
	Publishing	\$18	\$57	\$0	\$225	\$0	\$225	\$225
	Repairs & Maintenance	\$208,306	\$308,021	\$204,175	\$236,000	\$53,611	\$236,000	\$236,000
	Supplies & Materials	\$38,431	\$46,480	\$45,090	\$59,150	\$11,504	\$59,175	\$64,150
	Travel & Conference	\$813	\$1,075	\$1,051	\$4,600	\$451	\$4,600	\$4,600
	Utilities	\$194,497	\$156,211	\$151,105	\$228,450	\$65,378	\$228,450	\$228,450
	Billing & Administration	\$523,155	\$550,359	\$566,870	\$583,876	\$291,938	\$583,876	\$601,392
	Depreciation	\$1,112,489	\$1,110,580	\$1,109,086	\$1,110,580	\$462,410	\$1,109,086	\$1,109,086
	Total Operating Expenses	\$2,660,854	\$2,777,830	\$2,785,000	\$2,961,155	\$1,189,465	\$2,959,686	\$3,015,658
	Net Operating Income(Loss)	(\$175,688)	(\$305,261)	(\$169,715)	(\$308,521)	(\$157,905)	(\$291,988)	(\$294,610)
	Non-Operating Revenue(Expense)							
	Interest	\$74,865	\$49,140	\$41,988	\$35,000	\$10,931	\$35,000	\$35,000
	Intergovernmental (grant)	\$0	\$0	\$0	\$0	\$0	\$0	\$0
	Miscellaneous	\$3,476	\$4,942	\$4,046	\$400	\$343	\$521	\$400
	Interest & Fiscal Charges	(\$485,068)	(\$458,782)	(\$431,136)	(\$409,915)	(\$283,343)	(\$419,179)	(\$241,865)
	Loss on Assets	\$0	\$0	\$0	\$0	\$0	\$0	\$0
	Net Income Before Transfers	(\$582,415)	(\$709,961)	(\$554,817)	(\$683,036)	(\$429,974)	(\$675,646)	(\$501,075)
	Operating Transfer Out	\$40,700	\$40,700	\$40,700	\$40,700	\$20,350	\$40,700	\$40,700
	Net Income	(\$623,115)	(\$750,661)	(\$595,517)	(\$723,736)	(\$450,324)	(\$716,346)	(\$541,775)

**City of Yankton**  
**Adopted 2012 Budget**

Fund: **Wastewater**

**Estimated Revenue**

Activity: **Utilities Department**

ACCOUNT NO.	DESCRIPTION	2008 ACTUAL	2009 ACTUAL	2010 ACTUAL	2011 ADOPTED	2011 Y.T.D.	2011 ESTIMATED	2012 ADOPTED
611 3340	Consolidated Water Facilities Grant	\$0	\$0	\$0	\$0	\$0	\$0	\$0
611 3350	James River Water Development District- Lift	\$0	\$0	\$0	\$0	\$0	\$0	\$0
611 3610	Interest	\$74,865	\$49,140	\$41,988	\$35,000	\$10,931	\$35,000	\$35,000
611 3612	Gain on Sale of Assets	\$0	\$0	\$0	\$0	\$0	\$0	\$0
611 3614	Contributions-Property Owners	\$0	\$0	\$0	\$0	\$0	\$0	\$0
611 3615	Miscellaneous Reimbursements	\$0	\$0	\$0	\$0	\$121	\$121	\$0
611 3620	Rentals - land	\$0	\$0	\$0	\$0	\$0	\$0	\$0
611 3665	Cont Capital Rev - Customer	\$3,476	\$0	\$0	\$0	\$0	\$0	\$0
611 3666	Cont Capital Rev - Other	\$0	\$0	\$0	\$0	\$0	\$0	\$0
611 3831	Other Operational-Wastewater	\$0	\$0	\$0	\$0	\$0	\$0	\$0
611 3840	Other Non-Operational-Wastwr	\$0	\$4,350	\$3,755	\$0	\$0	\$0	\$0
611 3841	Special Hookup Fees	\$0	\$592	\$291	\$400	\$222	\$400	\$400
614 3614	State Revolving Loan Fund	\$0	\$0	\$0	\$2,000,000	\$0	\$0	\$600,000
615 3610	Interest	\$0	\$0	\$0	\$0	\$3,777	\$3,777	\$0
	<b>Total Nonoperating Revenues</b>	<b>\$78,341</b>	<b>\$54,082</b>	<b>\$46,034</b>	<b>\$2,035,400</b>	<b>\$15,051</b>	<b>\$39,298</b>	<b>\$635,400</b>
611 3812	Sale Service & Material	\$198	\$178	\$91	\$200	\$1	\$200	\$200
611 3830	Sewer User Fee	\$2,484,968	\$2,472,391	\$2,615,194	\$2,652,434	\$1,031,559	\$2,667,498	\$2,720,848
	<b>Total Operating Revenues</b>	<b>\$2,485,166</b>	<b>\$2,472,569</b>	<b>\$2,615,285</b>	<b>\$2,652,634</b>	<b>\$1,031,560</b>	<b>\$2,667,698</b>	<b>\$2,721,048</b>

**City of Yankton**  
**Adopted 2012 Budget**

Fund: Wastewater

Function: Operating Expenses

Activity: Utilities Department

ACCOUNT NO.	DESCRIPTION	2008 ACTUAL	2009 ACTUAL	2010 ACTUAL	2011 ADOPTED	2011 Y.T.D.	2011 ESTIMATED	2012 ADOPTED
611 611 101	Regular Wages	\$340,278	\$347,194	\$401,716	\$407,705	\$152,009	\$407,705	\$424,975
611 611 102	Temporary Wages	\$12,851	\$20,789	\$12,251	\$23,000	\$3,537	\$23,000	\$23,000
611 611 103	Overtime Wages	\$4,362	\$5,670	\$11,941	\$7,000	\$2,395	\$7,000	\$7,000
611 611 111	OASI	\$24,736	\$26,953	\$30,337	\$33,484	\$11,409	\$33,484	\$34,806
611 611 121	Retirement	\$19,819	\$21,172	\$24,819	\$24,882	\$9,264	\$24,882	\$25,919
611 611 131	Worker's Compensation	\$6,545	\$6,680	\$6,836	\$7,245	\$0	\$7,245	\$7,607
611 611 132	Group Insurance	\$48,978	\$54,613	\$65,683	\$87,054	\$28,597	\$87,054	\$95,759
611 611 133	Unemployment Insurance	\$340	\$504	\$1,427	\$1,937	\$576	\$1,937	\$2,034
	Subtotal Personnel Services	\$457,909	\$483,575	\$555,010	\$592,307	\$207,787	\$592,307	\$621,100
611 611 201	Insurance	\$73,948	\$71,709	\$76,414	\$93,767	\$80,343	\$93,767	\$98,455
611 611 202	Professional Services	\$32,412	\$20,656	\$54,945	\$33,000	\$3,404	\$33,000	\$33,000
611 611 203	Audit	\$5,436	\$15,713	\$7,776	\$5,500	\$0	\$5,500	\$5,500
611 611 205	State Permit Fee	\$12,500	\$12,500	\$12,500	\$12,500	\$12,500	\$12,500	\$12,500
611 611 208	Locates	\$940	\$894	\$978	\$1,200	\$139	\$1,200	\$1,200
611 611 211	Publishing	\$18	\$57	\$0	\$225	\$0	\$225	\$225
611 611 221	Rep. & Maint. - Plant	\$79,869	\$101,041	\$61,839	\$80,000	\$33,550	\$80,000	\$80,000
611 611 222	Rep. & Maint. - Vehicles	\$60	\$72	\$408	\$3,000	\$186	\$3,000	\$3,000
611 611 223	Rep. & Maint. - Buildings	\$2,776	\$167	\$1,284	\$2,000	\$0	\$2,000	\$2,000
611 611 224	Rep. & Maint. - Central Garage	\$21,726	\$13,142	\$12,306	\$17,000	\$4,762	\$17,000	\$17,000
611 611 226	Rep. & Maint. - Collection Sys.	\$6,311	\$93,656	\$31,015	\$55,000	\$6,046	\$55,000	\$55,000
611 611 227	Rep. & Maint. - Water Meter	\$46,891	\$47,544	\$54,228	\$16,000	\$9,067	\$16,000	\$16,000
611 611 228	Sludge Removal	\$50,673	\$52,399	\$43,095	\$63,000	\$0	\$63,000	\$63,000
611 611 231	Postage	\$10,941	\$10,794	\$10,980	\$12,000	\$3,558	\$12,000	\$12,000
611 611 232	Office Supplies	\$369	\$965	\$408	\$1,000	\$111	\$1,000	\$1,000
611 611 233	Printing	\$952	\$654	\$766	\$2,500	\$0	\$2,500	\$2,500
611 611 234	Copies	\$80	\$7	\$135	\$200	\$1	\$200	\$200
611 611 235	Subscriptions & Publications	\$0	\$0	\$0	\$150	\$0	\$150	\$150
611 611 236	Janitorial Supplies	\$723	\$768	\$1,546	\$700	\$216	\$700	\$700
611 611 240	Chemicals & Gases	\$14,617	\$21,331	\$19,357	\$25,000	\$4,502	\$25,000	\$30,000
611 611 241	Agricultural Supplies	\$437	\$1,315	\$1,185	\$1,500	\$0	\$1,500	\$1,500
611 611 243	Med., Safety, & Lab. Supplies	\$10,136	\$9,991	\$8,861	\$15,000	\$2,826	\$15,000	\$15,000
611 611 244	Uniforms & Dry Goods	\$66	\$198	\$150	\$350	\$0	\$350	\$350
611 611 247	Small Tools & Hardware	\$110	\$457	\$1,702	\$750	\$290	\$775	\$750
611 611 261	Membership Dues	\$75	\$572	\$30	\$600	\$66	\$600	\$600
611 611 263	Travel Expense	\$0	\$0	\$26	\$1,000	\$0	\$1,000	\$1,000
611 611 264	Schools	\$738	\$503	\$995	\$3,000	\$385	\$3,000	\$3,000
611 611 271	Telephone	\$5,685	\$5,876	\$5,796	\$6,000	\$1,997	\$6,000	\$6,000
611 611 272	Electricity	\$117,258	\$105,073	\$103,932	\$130,000	\$36,688	\$130,000	\$130,000
611 611 273	Fuel-Heating	\$61,224	\$33,336	\$34,013	\$81,000	\$25,242	\$81,000	\$81,000
611 611 274	Water Service	\$10,178	\$11,802	\$7,184	\$11,000	\$1,403	\$11,000	\$11,000
611 611 276	Landfill	\$152	\$124	\$180	\$350	\$48	\$350	\$350
611 611 277	Rubble	\$0	\$0	\$0	\$100	\$0	\$100	\$100
611 611 281	Billing & Administration	\$523,155	\$550,359	\$566,870	\$583,876	\$291,938	\$583,876	\$601,392
611 611 291	Depreciation	\$1,112,489	\$1,110,580	\$1,109,086	\$1,110,580	\$462,410	\$1,109,086	\$1,109,086
	Subtotal Other Current Expenditures	\$2,202,945	\$2,294,255	\$2,229,990	\$2,368,848	\$981,678	\$2,367,379	\$2,394,558
	Total Operating Expenditures	\$2,660,854	\$2,777,830	\$2,785,000	\$2,961,155	\$1,189,465	\$2,959,686	\$3,015,658

**City of Yankton**  
**Adopted 2012 Budget**

Fund: **Wastewater**

Function: **Improvement & Extension**

Activity: **Utilities Department**

ACCOUNT NO.	DESCRIPTION	2008 ACTUAL	2009 ACTUAL	2010 ACTUAL	2011 ADOPTED	2011 Y.T.D.	2011 ESTIMATED	2012 ADOPTED
	Revenues:							
	Net Gain(Loss)	(\$623,115)	(\$750,661)	(\$595,517)	(\$723,736)	(\$450,324)	(\$716,346)	(\$541,775)
	Depreciation	\$1,112,489	\$1,110,580	\$1,109,086	\$1,110,580	\$462,410	\$1,109,086	\$1,109,086
	Revolving Loan Fund	\$0	\$0	\$0	\$2,000,000	\$0	\$0	\$600,000
	Bond Disc Amort/Current Bond Reserve	\$0	\$0	\$0	\$0	\$0	\$0	\$0
	Beginning Balance	\$2,569,906	\$2,479,939	\$2,253,003	\$1,879,954	\$2,152,107	\$2,152,107	\$1,546,030
	<b>Total Funds Available</b>	<b>\$3,059,280</b>	<b>\$2,839,858</b>	<b>\$2,766,572</b>	<b>\$4,266,798</b>	<b>\$2,164,193</b>	<b>\$2,544,847</b>	<b>\$2,713,341</b>
	Application of Funds Available							
	Principal on Debt	\$540,324	\$558,795	\$585,557	\$613,677	\$303,236	\$671,617	\$704,101
	Equipment	\$13,546	\$1,300	\$788	\$260,450	\$30,188	\$217,200	\$115,200
	Plant Improvements	\$0	\$0	\$0	\$0	\$0	\$0	\$0
	Capital Repairs and Maintenance	\$0	\$0	\$0	\$87,000	\$0	\$75,000	\$100,000
	Special Projects	\$0	\$0	\$0	\$2,000,000	\$0	\$0	\$600,000
	Reserve for Future Improvements	\$0	\$0	\$0	\$35,000	\$0	\$35,000	\$35,000
	<b>Total Applied</b>	<b>\$553,870</b>	<b>\$560,095</b>	<b>\$586,345</b>	<b>\$2,996,127</b>	<b>\$333,424</b>	<b>\$998,817</b>	<b>\$1,639,301</b>
	Due From / Due To Account Adjustment	\$25,471	\$26,760	\$28,120	\$0	\$0	\$0	\$0
	<b>Ending Balance</b>	<b>\$2,479,939</b>	<b>\$2,253,003</b>	<b>\$2,152,107</b>	<b>\$1,270,671</b>	<b>\$1,830,769</b>	<b>\$1,546,030</b>	<b>\$1,074,040</b>

**City of Yankton**  
**Adopted 2012 Budget**

Fund: **Wastewater**

Function: **Improvement & Extension**

Activity: **Utilities Department**

ACCOUNT NO.	DESCRIPTION	2008 ACTUAL	2009 ACTUAL	2010 ACTUAL	2011 ADOPTED	2011 Y.T.D.	2011 ESTIMATED	2012 ADOPTED
613 613 411	Ind Park Lease Interest	\$1,050	\$551	\$0	\$0	\$0	\$0	\$0
614 614 411	SRF Loan Bond Interest	\$484,018	\$458,231	\$431,136	\$409,915	\$217,058	\$283,169	\$141,877
615 615 411	WW Bond Refund Interest	\$0	\$0	\$0	\$0	\$0	\$69,725	\$99,988
615 615 421	WW Bond Refund Fiscal Fees	\$0	\$0	\$0	\$0	\$7,725	\$7,725	\$0
615 615 422	WW Bond Refund Issuance Cost	\$0	\$0	\$0	\$0	\$33,196	\$33,196	\$0
615 615 423	WW Bond Refund Insurance	\$0	\$0	\$0	\$0	\$25,364	\$25,364	\$0
	<b>Total Interest&amp;Fiscal Fees</b>	<b>\$485,068</b>	<b>\$458,782</b>	<b>\$431,136</b>	<b>\$409,915</b>	<b>\$283,343</b>	<b>\$419,179</b>	<b>\$241,865</b>
611 611 580	Loss on Assets	\$0	\$0	\$0	\$0	\$0	\$0	\$0
	<b>Total Nonoperating Expenses</b>	<b>\$485,068</b>	<b>\$458,782</b>	<b>\$431,136</b>	<b>\$409,915</b>	<b>\$283,343</b>	<b>\$419,179</b>	<b>\$241,865</b>
611 611 610	Transfer to General	\$40,700	\$40,700	\$40,700	\$40,700	\$20,350	\$40,700	\$40,700
615 615 660	Transfer to WW State Revolving Loan	\$0	\$0	\$0	\$0	\$4,250,319	\$7,250,319	\$0
611 611 301	Capital Repair and Maintenance	\$0	\$0	\$0	\$87,000	\$0	\$75,000	\$100,000
611 611 324	Lift Station Rehab	\$0	\$0	\$0	\$2,000,000	\$0	\$0	\$600,000
611 611 325	Riverside Drive, Broadway to Green	\$0	\$0	\$0	\$0	\$0	\$0	\$85,000
611 611 350	Equipment	\$13,546	\$1,300	\$788	\$260,450	\$30,188	\$217,200	\$115,200
611 611 390	Reserve for Future Improvements	\$0	\$0	\$0	\$35,000	\$0	\$35,000	\$35,000
614 614 431	Other Debt Service	\$0	\$0	\$0	\$0	\$64,878	\$64,878	\$0
614 614 441	State Revolving Loan Fund Principal	\$533,324	\$558,795	\$585,557	\$613,677	\$303,236	\$441,617	\$284,101
615 615 441	WW Bond Refund Principal	\$0	\$0	\$0	\$0	\$0	\$230,000	\$420,000
613 613 441	Ind. Park Lease-Principal	\$7,000	\$0	\$0	\$0	\$0	\$0	\$0
	<b>Total Imp. &amp; Extensions</b>	<b>\$553,870</b>	<b>\$560,095</b>	<b>\$586,345</b>	<b>\$2,996,127</b>	<b>\$398,302</b>	<b>\$1,063,695</b>	<b>\$1,639,301</b>

<p style="text-align: center;"><b>CEMETERY ACCOUNT #621</b></p>
---

**PURPOSE OF THIS DEPARTMENT:** Why does this department exist?

The Mission of the division is to enhance the quality of life for the citizens of Yankton and the surrounding area by providing a well-maintained and well-documented cemetery.

**DEPARTMENT PERSONNEL:** one Equipment Operator and one seasonal worker.

---

**GOALS OF THIS DEPARTMENT:** What will this department attempt to accomplish this year?

- 1 Maintain an aesthetically pleasing cemetery which leaves a positive, lasting impression
  - 2 Enhance the components of the cemetery's documentation system to provide easily accessible and accurate records
- 

**OBJECTIVES FOR REACHING OUR GOALS:**

- Establish baseline ratings for the cemetery's appearance.
  - Initiate the transfer of documents to an electronic record keeping system.
- 

**INTENDED OUTCOMES FROM BUDGET EXPENDITURES**

The Cemetery budget will maintain the division's mower fleet with the scheduled replacement of a mower. It will also improve the aesthetics of the cemetery with the maintenance and/or installation of trees and flower beds. The efforts will continue on enhancing the components of the cemetery's documentation system to provide easily accessible and accurate digital records through the web and other electronic media.





**City of Yankton**  
**Adopted 2012 Budget**

Fund: Cemetery

Estimated Revenue

Activity: Parks & Recreation

ACCOUNT NO.	DESCRIPTION	2008 ACTUAL	2009 ACTUAL	2010 ACTUAL	2011 ADOPTED	2011 Y.T.D.	2011 ESTIMATED	2012 ADOPTED
621 3491	Other Non-Taxable	\$0	\$0	\$86	\$0	\$0	\$0	\$0
621 3610	Interest	\$5,285	\$1,943	\$1,869	\$1,700	\$525	\$1,700	\$1,700
621 3640	Compensation Loss & Damage	\$0	\$824	\$0	\$0	\$0	\$1,335	\$0
621 3863	Sale of Lots-Perpetual Care	\$1,417	\$2,859	\$1,335	\$0	\$0	\$0	\$0
621 3864	Other Nonoperational Income	\$0	\$0	\$1,027	\$1,000	\$350	\$350	\$1,000
621 3910	Transfer from General Fund	\$59,362	\$54,765	\$31,226	\$64,866	\$32,433	\$57,261	\$74,860
	<b>Total Nonoperating Revenue</b>	<b>\$66,064</b>	<b>\$60,391</b>	<b>\$35,543</b>	<b>\$67,566</b>	<b>\$33,308</b>	<b>\$60,646</b>	<b>\$77,560</b>
621 3860	Sale of Lots - Operational	\$2,833	\$6,311	\$16,076	\$8,000	\$2,550	\$8,000	\$9,000
621 3861	Grave Openings	\$4,287	\$2,395	\$25,783	\$10,000	\$5,250	\$12,000	\$15,000
621 3862	Other Operational - Cemetery	\$575	\$700	\$1,077	\$300	\$0	\$300	\$300
	<b>Total Operating Revenue</b>	<b>\$7,695</b>	<b>\$9,406</b>	<b>\$42,936</b>	<b>\$18,300</b>	<b>\$7,800</b>	<b>\$20,300</b>	<b>\$24,300</b>

**City of Yankton**  
Adopted 2012 Budget

Fund: Cemetery

Function: Operating Expenses

Activity: Parks & Recreation

ACCOUNT NO.	DESCRIPTION	2008 ACTUAL	2009 ACTUAL	2010 ACTUAL	2011 ADOPTED	2011 Y.T.D.	2011 ESTIMATED	2012 ADOPTED
621 621 101	Regular Wages	\$35,425	\$35,368	\$37,788	\$38,818	\$14,199	\$38,818	\$40,462
621 621 102	Temporary Wages	\$4,680	\$5,005	\$4,454	\$3,600	\$58	\$3,600	\$4,300
621 621 103	Overtime Wages	\$0	\$0	\$13	\$100	\$273	\$275	\$100
621 621 111	OASI	\$3,022	\$3,043	\$3,186	\$3,253	\$1,086	\$3,253	\$3,432
621 621 121	Retirement	\$2,126	\$2,122	\$2,268	\$2,335	\$868	\$2,335	\$2,434
621 621 131	Worker's Compensation	\$801	\$811	\$840	\$966	\$0	\$966	\$1,014
621 621 132	Group Insurance	\$5,579	\$5,869	\$6,127	\$7,730	\$2,764	\$7,730	\$8,503
621 621 133	Unemployment Insurance	\$50	\$67	\$205	\$214	\$64	\$214	\$225
	Subtotal Personnel Services	\$51,683	\$52,285	\$54,881	\$57,016	\$19,312	\$57,191	\$60,470
621 621 201	Insurance	\$431	\$423	\$455	\$500	\$473	\$500	\$525
621 621 221	Rep. & Maint. - Equipment	\$1,263	\$655	\$1,594	\$1,000	\$707	\$1,200	\$1,200
621 621 222	Rep. & Maint. - Vehicles	\$190	\$350	\$3,575	\$400	\$0	\$400	\$400
621 621 223	Rep. & Maint. - Buildings	\$2,232	\$2,478	\$1,779	\$2,500	\$363	\$2,500	\$2,500
621 621 224	Rep. & Maint. - Central Garage	\$4,877	\$5,363	\$4,333	\$5,500	\$2,215	\$5,700	\$6,200
621 621 234	Copies	\$9	\$1	\$0	\$0	\$0	\$0	\$0
621 621 241	Agricultural Supplies	\$1,240	\$3,228	\$1,264	\$3,500	\$40	\$3,500	\$3,500
621 621 247	Small Tools & Hardware	\$592	\$384	\$300	\$800	\$74	\$800	\$800
621 621 271	Telephone	\$300	\$300	\$300	\$300	\$125	\$300	\$300
621 621 272	Electricity	\$455	\$987	\$622	\$550	\$333	\$650	\$650
621 621 273	Fuel-LP	\$120	\$98	\$152	\$300	\$0	\$300	\$300
621 621 276	Landfill	\$0	\$0	\$0	\$0	\$0	\$0	\$0
621 621 277	Rubble	\$0	\$0	\$0	\$0	\$0	\$0	\$0
	Subtotal Other Current Expenditures	\$11,709	\$14,267	\$14,374	\$15,350	\$4,330	\$15,850	\$16,375
	Total Operating Expenses	\$63,392	\$66,552	\$69,255	\$72,366	\$23,642	\$73,041	\$76,845
621 621 301	Capital Repair and Maintenance	\$242	\$425	\$0	\$2,500	\$0	\$2,500	\$2,500
621 621 350	Equipment	\$12,090	\$0	\$6,561	\$11,000	\$0	\$11,000	\$23,000
	Total Capital Outlay	\$12,332	\$425	\$6,561	\$13,500	\$0	\$13,500	\$25,500



# **SOLID WASTE AND RECYCLING COLLECTION ACCOUNT #631**

**PURPOSE OF THIS DEPARTMENT:** Why does this department exist?

To operate this enterprise fund in a business-like and productive manner to insure customers have an effective means to dispose of solid waste materials. To add to the community quality of life by providing clean and healthy conditions that comply with regulatory requirements.

**DEPARTMENT PERSONNEL:** 3 Senior Sanitation Truck Operators and 4 Sanitation Truck Operators

---

**GOALS OF THIS DEPARTMENT:** What will this department attempt to accomplish this year?

- 1 Increase the use of recycling opportunities.
  - 2 Collect, handle, and transport solid waste in a safe and effective manner.
- 

**OBJECTIVES FOR REACHING OUR GOALS:**

- Increase overall recycling by 5%.
  - Establish baseline ratings of citizen satisfaction for solid waste removal.
- 

**INTENDED OUTCOMES FROM BUDGET EXPENDITURES**

The 2012 budget for Solid Waste and Recycling recommends the routine replacement of equipment and needed operational expenditures in order to provide a safe and reliable collection effort that provides for a clean and healthy environment for our community. Continued recycling participation through expanded education methods, possible solid waste route realignment and continuing refinement of the composting operation program will continue to add to the quality of life at this community by providing clean and healthy conditions that comply with regulatory requirements.

**City of Yankton**  
**Adopted 2012 Budget**

Fund: **Solid Waste Collection**

Function: **Operations**

Activity: **Public Works Department**

ACCOUNT NO.	DESCRIPTION	2008 ACTUAL	2009 ACTUAL	2010 ACTUAL	2011 ADOPTED	2011 Y.T.D.	2011 ESTIMATED	2012 ADOPTED
	Operating Revenues	\$682,219	\$715,579	\$766,178	\$736,900	\$321,415	\$787,862	\$811,206
	Operating Expenses:							
	Personnel Services	\$276,472	\$288,184	\$310,616	\$351,589	\$94,445	\$351,596	\$369,539
	Insurance	\$5,396	\$5,225	\$6,006	\$6,843	\$5,863	\$6,843	\$7,185
	Professional Services	\$5,777	\$8,862	\$6,241	\$5,500	\$1,316	\$5,500	\$5,500
	Publishing	\$574	\$378	\$861	\$800	\$0	\$700	\$800
	Tipping & Hauling Fees	\$121,865	\$116,814	\$124,000	\$140,000	\$47,213	\$136,000	\$139,000
	Repairs & Maintenance	\$41,571	\$46,823	\$48,469	\$53,500	\$19,154	\$68,500	\$74,500
	Supplies & Materials	\$4,573	\$4,735	\$4,687	\$6,285	\$1,684	\$6,085	\$6,385
	Utilities	\$330	\$350	\$379	\$450	\$129	\$450	\$450
	Billing & Administration	\$202,517	\$209,928	\$229,426	\$239,059	\$119,530	\$239,059	\$243,830
	Depreciation	\$23,546	\$17,465	\$35,352	\$27,785	\$11,252	\$35,352	\$35,352
	Total Operating Expenses	\$682,621	\$698,764	\$766,037	\$831,811	\$300,586	\$850,085	\$882,541
	Net Operating Income(Loss)	(\$402)	\$16,815	\$141	(\$94,911)	\$20,829	(\$62,223)	(\$71,335)
	Non-Operating Revenue(Expense)							
	Interest	\$14,448	\$5,615	\$4,582	\$5,750	\$648	\$4,000	\$4,000
	State Grant	\$0	\$0	\$187,500	\$0	\$0	\$0	\$0
	Net Income before Transfers	\$14,046	\$22,430	\$192,223	(\$89,161)	\$21,477	(\$58,223)	(\$67,335)
	Operating Transfers out	\$0	\$0	\$0	\$0	\$0	\$0	\$0
	Net Income (Loss)	\$14,046	\$22,430	\$192,223	(\$89,161)	\$21,477	(\$58,223)	(\$67,335)

**City of Yankton**  
**Adopted 2012 Budget**

Fund: **Solid Waste Collection**                      **Estimated Revenue**                      Activity: **Public Works Department**

ACCOUNT NO.	DESCRIPTION	2008 ACTUAL	2009 ACTUAL	2010 ACTUAL	2011 ADOPTED	2011 Y.T.D.	2011 ESTIMATED	2012 ADOPTED
631 3340	State Grant	\$0	\$0	\$187,500	\$0	\$0	\$0	\$0
631 3350	SWMP State Grant	\$0	\$0	\$0	\$0	\$0	\$0	\$0
631 3605	Interest on Loan to Second Penny	\$0	\$0	\$0	\$0	\$0	\$0	\$0
631 3610	Interest	\$14,448	\$5,615	\$4,582	\$5,750	\$648	\$4,000	\$4,000
631 3612	Sale of Fixed Assets	\$0	\$0	\$0	\$0	\$0	\$0	\$0
	<b>Total Nonoperating Revenue</b>	<b>\$14,448</b>	<b>\$5,615</b>	<b>\$192,082</b>	<b>\$5,750</b>	<b>\$648</b>	<b>\$4,000</b>	<b>\$4,000</b>
631 3810	Collection Fees - Taxable	\$664,830	\$698,595	\$748,992	\$721,000	\$315,090	\$771,462	\$794,606
631 3811	Extra Household Tags Taxable	\$1,292	\$1,567	\$1,562	\$1,400	\$536	\$1,400	\$1,400
631 3812	Extra Household Tags Nontaxable	\$3,675	\$2,700	\$3,000	\$4,000	\$999	\$3,000	\$3,000
631 3813	Collection Fees - Nontaxable	\$8,858	\$8,583	\$8,935	\$8,000	\$3,365	\$9,000	\$9,200
631 3893	Sale of Salvage - Landfill	\$0	\$0	\$0	\$500	\$0	\$0	\$0
631 3894	Other Operational - Solid Waste	\$3,564	\$4,134	\$3,689	\$2,000	\$1,425	\$3,000	\$3,000
	<b>Total Operating Revenue</b>	<b>\$682,219</b>	<b>\$715,579</b>	<b>\$766,178</b>	<b>\$736,900</b>	<b>\$321,415</b>	<b>\$787,862</b>	<b>\$811,206</b>

**City of Yankton**  
**Adopted 2012 Budget**

Fund: **Solid Waste**

Function: **Operating Expenses**  
**Solid Waste Collection**

Activity: **Public Works Department**

ACCOUNT NO.	DESCRIPTION	2008 ACTUAL	2009 ACTUAL	2010 ACTUAL	2011 ADOPTED	2011 Y.T.D.	2011 ESTIMATED	2012 ADOPTED
631 631 101	Regular Wages	\$198,951	\$207,105	\$222,226	\$226,119	\$69,063	\$226,119	\$235,697
631 631 102	Temporary Wages	\$4,896	\$4,689	\$5,476	\$6,500	\$624	\$6,500	\$6,500
631 631 103	Overtime Wages	\$2,057	\$1,694	\$2,384	\$500	\$200	\$500	\$500
631 631 111	OASI	\$14,735	\$15,077	\$16,797	\$17,834	\$5,250	\$17,834	\$18,566
631 631 121	Retirement	\$11,520	\$11,888	\$13,100	\$13,597	\$4,125	\$13,597	\$14,172
631 631 131	Worker's Compensation	\$11,178	\$11,409	\$11,674	\$31,931	\$0	\$31,931	\$33,528
631 631 132	Group Insurance	\$32,874	\$36,034	\$37,953	\$54,109	\$14,852	\$54,109	\$59,520
631 631 133	Unemployment Insurance	\$261	\$288	\$1,006	\$999	\$331	\$1,006	\$1,056
	<b>Subtotal Personnel Services</b>	<b>\$276,472</b>	<b>\$288,184</b>	<b>\$310,616</b>	<b>\$351,589</b>	<b>\$94,445</b>	<b>\$351,596</b>	<b>\$369,539</b>
631 631 201	Insurance	\$5,396	\$5,225	\$6,006	\$6,843	\$5,863	\$6,843	\$7,185
631 631 202	Professional Services	\$3,965	\$3,624	\$3,649	\$4,000	\$1,316	\$4,000	\$4,000
631 631 203	Audit	\$1,812	\$5,238	\$2,592	\$1,500	\$0	\$1,500	\$1,500
631 631 211	Publishing	\$574	\$378	\$861	\$800	\$0	\$700	\$800
631 631 218	Clean-Up Week Tipping Fee	\$16,396	\$14,047	\$18,682	\$20,000	\$15,628	\$16,000	\$19,000
631 631 219	Landfill Tipping Fee	\$105,469	\$102,767	\$105,318	\$120,000	\$31,585	\$120,000	\$120,000
631 631 221	Rep. & Maint. - Equipment	\$358	\$1,695	\$214	\$3,500	\$1,039	\$5,500	\$5,500
631 631 224	Rep. & Maint. - Central Garage	\$41,213	\$45,128	\$48,255	\$50,000	\$18,115	\$63,000	\$69,000
631 631 231	Postage	\$2,828	\$2,903	\$2,920	\$3,500	\$942	\$3,500	\$3,500
631 631 232	Office Supplies	\$369	\$251	\$374	\$800	\$127	\$600	\$800
631 631 233	Printing	\$1,119	\$1,266	\$993	\$1,500	\$493	\$1,500	\$1,500
631 631 234	Copies	\$51	\$0	\$16	\$35	\$0	\$35	\$35
631 631 243	Medical & Safety Supplies	\$0	\$150	\$129	\$150	\$87	\$150	\$250
631 631 244	Uniforms	\$178	\$165	\$255	\$250	\$35	\$250	\$250
631 631 247	Small Tools & Hardware	\$28	\$0	\$0	\$50	\$0	\$50	\$50
631 631 274	Water Service	\$236	\$252	\$268	\$250	\$92	\$250	\$250
631 631 275	Sewer Service	\$94	\$98	\$111	\$200	\$37	\$200	\$200
631 631 281	Billing & Administration	\$202,517	\$209,928	\$229,426	\$239,059	\$119,530	\$239,059	\$243,830
631 631 291	Depreciation	\$23,546	\$17,465	\$35,352	\$27,785	\$11,252	\$35,352	\$35,352
	<b>Subtotal Other Current Expenditures</b>	<b>\$406,149</b>	<b>\$410,580</b>	<b>\$455,421</b>	<b>\$480,222</b>	<b>\$206,141</b>	<b>\$498,489</b>	<b>\$513,002</b>
	<b>Total Operating Expenses</b>	<b>\$682,621</b>	<b>\$698,764</b>	<b>\$766,037</b>	<b>\$831,811</b>	<b>\$300,586</b>	<b>\$850,085</b>	<b>\$882,541</b>



**City of Yankton**  
**Adopted 2012 Budget**

Fund: **Solid Waste Collection**

Function: **Capital**

Activity: **Public Works Department**

ACCOUNT NO.	DESCRIPTION	2008 ACTUAL	2009 ACTUAL	2010 ACTUAL	2011 ADOPTED	2011 Y.T.D.	2011 ESTIMATED	2012 ADOPTED
	Revenues:							
	Net Income(Loss)	\$14,046	\$22,430	\$192,223	(\$89,161)	\$21,477	(\$58,223)	(\$67,335)
	Depreciation	\$23,546	\$17,465	\$35,352	\$27,785	\$0	\$35,352	\$35,352
	Beginning Balance	\$542,024	\$579,616	\$619,511	\$434,698	\$487,569	\$487,569	\$434,698
	<b>Total Funds Available</b>	<b>\$579,616</b>	<b>\$619,511</b>	<b>\$847,086</b>	<b>\$373,322</b>	<b>\$509,046</b>	<b>\$464,698</b>	<b>\$402,715</b>
	Application of Funds Available:							
	Equipment	\$0	\$0	\$359,517	\$30,000	\$0	\$30,000	\$40,000
	Building Construction	\$0	\$0	\$0	\$0	\$0	\$0	\$0
	<b>Total Applied</b>	<b>\$0</b>	<b>\$0</b>	<b>\$359,517</b>	<b>\$30,000</b>	<b>\$0</b>	<b>\$30,000</b>	<b>\$40,000</b>
	Due From / Due To Account Adjustment	\$0	\$0	\$0	\$0	\$0	\$0	\$0
	<b>Ending Balance</b>	<b>\$579,616</b>	<b>\$619,511</b>	<b>\$487,569</b>	<b>\$343,322</b>	<b>\$509,046</b>	<b>\$434,698</b>	<b>\$362,715</b>

**City of Yankton**  
**Adopted 2012 Budget**

Fund: **Solid Waste Collection**                      Function: **Capital**                      Activity: **Public Works Department**

ACCOUNT NO.	DESCRIPTION	2008 ACTUAL	2009 ACTUAL	2010 ACTUAL	2011 ADOPTED	2011 Y.T.D.	2011 ESTIMATED	2012 ADOPTED
631 631 350	Equipment	\$0	\$0	\$359,517	\$30,000	\$0	\$30,000	\$40,000
	Total Capital Outlay	\$0	\$0	\$359,517	\$30,000	\$0	\$30,000	\$40,000
631 631 656	Transfer to East Yankton	\$0	\$0	\$0	\$0	\$0	\$0	\$0

**City of Yankton**  
Adopted 2012 Budget

**JOINT POWERS**

<b>Fund: Solid Waste Disposal and Recycling</b>		<b>Function: Operations</b>				<b>Activity: Joint Powers</b>		
<b>ACCOUNT NO.</b>	<b>DESCRIPTION</b>	<b>2008 ACTUAL</b>	<b>2009 ACTUAL</b>	<b>2010 ACTUAL</b>	<b>2011 ADOPTED</b>	<b>2011 Y.T.D.</b>	<b>2011 ESTIMATED</b>	<b>2012 ADOPTED</b>
	Operating Revenues	\$926,047	\$882,732	\$915,651	\$862,700	\$325,518	\$841,500	\$905,500
	Operating Expenses:							
	Personnel Services	\$235,853	\$226,888	\$254,443	\$283,546	\$93,670	\$283,671	\$304,901
	Insurance	\$11,807	\$11,500	\$12,500	\$14,969	\$13,081	\$14,958	\$15,706
	Cost of Service Provided	\$427,567	\$387,059	\$405,898	\$382,200	\$119,432	\$391,200	\$391,500
	Professional Services	\$20,128	\$13,361	\$23,189	\$17,000	\$2,246	\$17,000	\$17,000
	Publishing	\$4,009	\$4,962	\$4,591	\$2,800	\$778	\$1,300	\$1,300
	Rental	\$0	\$0	\$0	\$500	\$0	\$500	\$500
	Tipping & Hauling Fees	\$4,125	\$5,025	\$3,825	\$2,500	\$1,575	\$2,500	\$2,500
	Repairs & Maintenance	\$162,654	\$147,073	\$149,755	\$140,250	\$43,143	\$229,950	\$243,750
	Supplies & Materials	\$4,674	\$5,955	\$4,046	\$6,000	\$701	\$5,300	\$5,300
	Travel and Conference	\$0	\$0	\$0	\$500	\$0	\$500	\$500
	Utilities	\$26,149	\$19,930	\$20,706	\$26,400	\$11,434	\$26,590	\$26,590
	Depreciation	\$139,488	\$132,416	\$126,443	\$131,416	\$53,845	\$126,443	\$126,443
	<b>Total Operating Expenses</b>	<b>\$1,036,454</b>	<b>\$954,169</b>	<b>\$1,005,396</b>	<b>\$1,008,081</b>	<b>\$339,905</b>	<b>\$1,099,912</b>	<b>\$1,135,990</b>
	<b>Net Operating Income(Loss)</b>	<b>(\$110,407)</b>	<b>(\$71,437)</b>	<b>(\$89,745)</b>	<b>(\$145,381)</b>	<b>(\$14,387)</b>	<b>(\$258,412)</b>	<b>(\$230,490)</b>
	Non-Operating Revenue(Expense)							
	Interest	\$21,215	\$7,340	\$5,322	\$5,800	\$1,179	\$3,500	\$3,500
	Miscellaneous	\$390	\$746	\$2,981	\$100	\$42	\$100	\$100
	<b>Total Non-Operating Revenues</b>	<b>\$21,605</b>	<b>\$8,086</b>	<b>\$8,303</b>	<b>\$5,900</b>	<b>\$1,221</b>	<b>\$3,600</b>	<b>\$3,600</b>
	<b>Net Income (Loss)</b>	<b>(\$88,802)</b>	<b>(\$63,351)</b>	<b>(\$81,442)</b>	<b>(\$139,481)</b>	<b>(\$13,166)</b>	<b>(\$254,812)</b>	<b>(\$226,890)</b>

# **JOINT POWERS SOLID WASTE DISPOSAL AND RECYCLING ACCOUNT #637**

**PURPOSE OF THIS DEPARTMENT:** Why does this department exist?

The Transfer Station exists to provide environmentally safe solid waste and rubble disposal for the city of Yankton and Yankton County. The Transfer Station also provides for the processing of recyclable materials. The agreement for Joint Powers Solid Waste Disposal was established in April 1994. Construction of the Transfer Station was completed in 1994.

**DEPARTMENT PERSONNEL:** one Transfer Station Supervisor, one Transfer Station Attendant, one Office Specialist and one Truck Driver.

---

**GOALS OF THIS DEPARTMENT:** What will this department attempt to accomplish this year?

The Yankton Transfer and Recycling Station's main goal is to provide a year round recycling center and transfer of solid waste to the Joint Powers Landfill and an all-weather rubble site for the City and County of Yankton. Plans for future expansion needs will provide for additional space for more efficient recycling and separation of construction debris to the transfer station. The key function of the Yankton Transfer facility is to load and transport municipal solid waste (MSW) to the Joint Powers landfill in Clay County, which is 32 miles from Transfer Station. The Joint Powers landfill is a consortium of Yankton County, Clay County, City of Vermillion and the City of Yankton. Of the approximate 32,089 tons disposed at the landfill in Vermillion, 19,964 tons are transferred from Yankton.

---

**OBJECTIVES FOR REACHING OUR GOALS:**

- To continue planning for the optimal life span of the existing rubble site in the most cost effective way while not compromising our compliance with federal and state guidelines.
  - To control incoming waste and process any recyclable materials that are taken to the transfer station.
  - To maintain accurate records in order to assure the public and regulatory authorities of the safety and efficiency of our facilities.
  - Continue to receive high ratings for DENR operation reviews.
- 

**INTENDED OUTCOMES FROM BUDGET EXPENDITURES**

This year's budget represents various improvements and initiatives that are intended to continue operating this enterprise fund in a business-like and efficient manner. It is anticipated that once the strategic planning study by HDR is completed, potential operational improvements will be forth coming. The plan will provide the Joint System with tools to make decisions regarding facilities, operations, fees and long term planning. This will ensure the community the existence of a year round facility to provide environmentally safe solid waste and rubble disposal.

**City of Yankton**  
**Adopted 2012 Budget**

**Fund: Solid Waste Disposal and Recycling**

**Estimated Revenue**

**Activity: Joint Powers**

ACCOUNT NO.	DESCRIPTION	2008 ACTUAL	2009 ACTUAL	2010 ACTUAL	2011 ADOPTED	2011 Y.T.D.	2011 ESTIMATED	2012 ADOPTED
637 3610	Interest	\$21,215	\$7,340	\$5,322	\$5,800	\$1,179	\$3,500	\$3,500
637 3615	Miscellaneous Reimbursements	\$0	\$0	\$0	\$0	\$276	\$276	\$0
637 3640	Compensation for Loss & Damage	\$0	\$611	\$2,878	\$0	\$0	\$0	\$0
637 3822	Cash Long	\$269	(\$10)	\$0	\$0	\$0	\$0	\$0
637 3840	Misc. - Non taxable	\$121	\$145	\$103	\$100	\$42	\$100	\$100
	<b>Total Nonoperating Revenue</b>	<b>\$21,605</b>	<b>\$8,086</b>	<b>\$8,303</b>	<b>\$5,900</b>	<b>\$1,497</b>	<b>\$3,876</b>	<b>\$3,600</b>
637 3850	Rubble	\$33,297	\$46,008	\$41,968	\$35,000	\$14,902	\$42,000	\$42,000
637 3860	Landfill-Transfer Fees	\$766,012	\$734,016	\$753,000	\$725,000	\$263,653	\$690,000	\$760,000
637 3870	Scrap Metals	\$2,222	\$1,979	\$5,853	\$1,500	\$3,832	\$5,000	\$2,000
637 3872	Aluminum	\$1,970	\$1,253	\$3,754	\$1,200	\$2,537	\$3,500	\$2,500
637 3873	Newspaper	\$30,917	\$19,575	\$13,272	\$20,000	\$5,099	\$14,000	\$14,000
637 3874	Cardboard	\$25,605	\$11,972	\$34,391	\$15,000	\$12,346	\$25,000	\$20,000
637 3879	Tipping Fee-Recycling	\$66,024	\$67,929	\$63,413	\$65,000	\$23,149	\$62,000	\$65,000
	<b>Total Operating Revenue</b>	<b>\$926,047</b>	<b>\$882,732</b>	<b>\$915,651</b>	<b>\$862,700</b>	<b>\$325,518</b>	<b>\$841,500</b>	<b>\$905,500</b>

**City of Yankton**  
**Adopted 2012 Budget**

**Fund: Solid Waste Disposal and Recycling**

**Function: Operating Expenses**  
**Transfer Station**

**Activity: Joint Powers**

ACCOUNT NO.	DESCRIPTION	2008 ACTUAL	2009 ACTUAL	2010 ACTUAL	2011 ADOPTED	2011 Y.T.D.	2011 ESTIMATED	2012 ADOPTED
637 637 101	Regular Wages	\$155,551	\$144,061	\$159,755	\$171,759	\$58,327	\$171,759	\$179,035
637 637 102	Temporary Wages	\$0	\$5,211	\$5,145	\$4,500	\$740	\$4,500	\$4,500
637 637 103	Overtime Wages	\$10,321	\$10,069	\$13,119	\$6,500	\$4,739	\$6,500	\$6,500
637 637 111	OASI	\$12,376	\$11,835	\$13,234	\$13,981	\$4,736	\$13,981	\$14,538
637 637 121	Retirement	\$9,939	\$9,248	\$10,372	\$10,696	\$3,784	\$10,696	\$11,132
637 637 131	Worker's Compensation	\$2,528	\$2,580	\$2,641	\$2,977	\$0	\$2,977	\$3,126
637 637 132	Group Insurance	\$26,458	\$27,258	\$28,587	\$32,208	\$12,822	\$32,208	\$35,429
637 637 133	Unemployment Insurance	\$170	\$256	\$787	\$776	\$295	\$787	\$826
	<b>Subtotal Personnel Services</b>	<b>\$217,343</b>	<b>\$210,518</b>	<b>\$233,640</b>	<b>\$243,397</b>	<b>\$85,443</b>	<b>\$243,408</b>	<b>\$255,086</b>
637 637 201	Insurance	\$11,618	\$11,318	\$12,305	\$14,730	\$12,876	\$14,730	\$15,467
637 637 202	Professional Services & Fees	\$12,088	\$8,418	\$13,420	\$17,000	\$2,246	\$17,000	\$17,000
637 637 206	Cost of Service Provided	\$369,075	\$354,259	\$354,481	\$346,000	\$99,451	\$355,000	\$355,000
637 637 211	Publishing & Advertising	\$714	\$1,256	\$265	\$300	\$0	\$300	\$300
637 637 212	Rental	\$0	\$0	\$0	\$500	\$0	\$500	\$500
637 637 220	Labor Equipment and Material Charges	\$10,564	\$8,225	\$4,251	\$5,000	\$4,908	\$5,000	\$5,000
637 637 221	Rep. & Maint. - Equip./Facil.	\$7,156	\$23,378	\$1,925	\$6,000	\$2,301	\$8,200	\$6,000
637 637 222	Rep. & Maint. - Vehicles	\$21,506	\$584	\$1,985	\$20,000	\$832	\$20,000	\$20,000
637 637 223	Rep. & Maint. - Buildings	\$5,559	\$5,934	\$3,723	\$14,000	\$848	\$14,000	\$14,000
637 637 224	Rep. & Maint. - Central Garage	\$115,885	\$104,736	\$136,408	\$90,000	\$34,001	\$178,000	\$194,000
637 637 231	Postage	\$369	\$351	\$417	\$500	\$155	\$500	\$500
637 637 232	Office Supplies	\$1,899	\$2,277	\$1,618	\$2,000	\$238	\$2,000	\$2,000
637 637 234	Copies	\$59	\$31	\$19	\$50	\$6	\$50	\$50
637 637 240	Operating Supplies & Materials	\$1,066	\$1,032	\$1,505	\$800	\$173	\$1,000	\$1,000
637 637 241	Agricultural Supplies	\$0	\$123	\$0	\$100	\$0	\$100	\$100
637 637 244	Uniforms	\$120	\$219	\$188	\$250	\$59	\$350	\$350
637 637 247	Small Tools & Hardware	\$40	\$32	\$0	\$100	\$0	\$100	\$100
637 637 265	Travel and Training	\$0	\$0	\$0	\$500	\$0	\$500	\$500
637 637 271	Telephone	\$742	\$1,090	\$1,082	\$900	\$352	\$1,090	\$1,090
637 637 272	Electricity	\$6,943	\$6,036	\$6,338	\$8,000	\$2,255	\$8,000	\$8,000
637 637 273	Fuel - Heating	\$17,322	\$11,503	\$11,865	\$16,000	\$8,371	\$16,000	\$16,000
637 637 274	Water Service	\$700	\$778	\$840	\$800	\$277	\$800	\$800
637 637 275	Sewer Service	\$285	\$358	\$408	\$500	\$120	\$500	\$500
637 637 276	Landfill	\$157	\$165	\$173	\$200	\$59	\$200	\$200
637 637 291	Depreciation	\$106,833	\$95,913	\$86,093	\$95,913	\$37,781	\$86,093	\$86,093
	<b>Subtotal Other Current Expenditures</b>	<b>\$690,700</b>	<b>\$638,016</b>	<b>\$639,309</b>	<b>\$640,143</b>	<b>\$207,309</b>	<b>\$730,013</b>	<b>\$744,550</b>
	<b>Total Operating Expenses</b>	<b>\$908,043</b>	<b>\$848,534</b>	<b>\$872,949</b>	<b>\$883,540</b>	<b>\$292,752</b>	<b>\$973,421</b>	<b>\$999,636</b>

**City of Yankton**  
**Adopted 2012 Budget**

**Fund: Solid Waste Disposal and Recycling**

**Function: Operating Expenses**  
**Recycling Center-Yankton**

**Activity: Joint Powers**

ACCOUNT NO.	DESCRIPTION	2008 ACTUAL	2009 ACTUAL	2010 ACTUAL	2011 ADOPTED	2011 Y.T.D.	2011 ESTIMATED	2012 ADOPTED
637 638 101	Regular Wages	\$13,949	\$11,645	\$14,921	\$30,002	\$5,782	\$30,002	\$38,091
637 638 102	Temporary Wages	\$0	\$0	\$0	\$2,000	\$0	\$2,000	\$2,000
637 638 103	Overtime Wages	\$400	\$631	\$772	\$200	\$265	\$300	\$300
637 638 111	OASI	\$1,084	\$905	\$1,185	\$2,463	\$457	\$2,471	\$3,090
637 638 121	Retirement	\$848	\$737	\$941	\$1,812	\$363	\$1,818	\$2,303
637 638 132	Group Insurance	\$2,212	\$2,421	\$2,908	\$3,514	\$1,328	\$3,514	\$3,865
637 638 133	Unemployment Insurance	\$17	\$31	\$76	\$158	\$32	\$158	\$166
	<b>Subtotal Personnel Services</b>	<b>\$18,510</b>	<b>\$16,370</b>	<b>\$20,803</b>	<b>\$40,149</b>	<b>\$8,227</b>	<b>\$40,263</b>	<b>\$49,815</b>
637 638 201	Insurance	\$189	\$182	\$195	\$239	\$205	\$228	\$239
637 638 202	Professional Services & Fees	\$8,040	\$4,943	\$9,769	\$0	\$0	\$0	\$0
637 638 206	Cost of Service Provided	\$58,492	\$32,800	\$51,417	\$36,200	\$19,981	\$36,200	\$36,500
637 638 211	Publishing & Advertising	\$3,295	\$3,706	\$4,326	\$2,500	\$778	\$1,000	\$1,000
637 638 214	Transportation to Vermillion	\$4,125	\$5,025	\$3,825	\$2,500	\$1,575	\$2,500	\$2,500
637 638 215	Processing Recyclables	\$489	\$234	\$89	\$1,000	\$0	\$1,000	\$1,000
637 638 221	Rep. & Maint. - Equip./Facil.	\$312	\$1,045	\$492	\$1,250	\$0	\$1,250	\$1,250
637 638 222	Rep. & Maint. - Vehicles	\$0	\$2,085	\$0	\$0	\$0	\$0	\$0
637 638 223	Rep. & Maint. - Buildings	\$0	\$0	\$0	\$0	\$253	\$500	\$500
637 638 224	Rep. & Maint. - Central Garage	\$1,183	\$852	\$882	\$3,000	\$1,566	\$2,000	\$2,000
637 638 231	Postage	\$530	\$0	\$0	\$1,000	\$0	\$500	\$500
637 638 232	Office Supplies	\$579	\$1,772	\$252	\$1,000	\$70	\$500	\$500
637 638 234	Copies	\$0	\$100	\$0	\$200	\$0	\$200	\$200
637 638 240	Operating Supplies & Materials	\$0	\$0	\$0	\$0	\$1,777	\$1,777	\$0
637 638 244	Uniforms	\$12	\$18	\$47	\$0	\$0	\$0	\$0
637 638 291	Depreciation	\$32,655	\$36,503	\$40,350	\$35,503	\$16,064	\$40,350	\$40,350
	<b>Subtotal Other Current Expenditures</b>	<b>\$109,901</b>	<b>\$89,265</b>	<b>\$111,644</b>	<b>\$84,392</b>	<b>\$42,269</b>	<b>\$88,005</b>	<b>\$86,539</b>
	<b>Total Operating Expenses</b>	<b>\$128,411</b>	<b>\$105,635</b>	<b>\$132,447</b>	<b>\$124,541</b>	<b>\$50,496</b>	<b>\$128,268</b>	<b>\$136,354</b>

**City of Yankton**  
**Adopted 2012 Budget**

Fund: **Solid Waste Disposal and Recycling**

Function: **Capital**

Activity: **Joint Powers**

ACCOUNT NO.	DESCRIPTION	2008 ACTUAL	2009 ACTUAL	2010 ACTUAL	2011 ADOPTED	2011 Y.T.D.	2011 ESTIMATED	2012 ADOPTED
	Revenues:							
	Net Income(Loss)	(\$88,802)	(\$63,351)	(\$81,442)	(\$139,481)	(\$13,166)	(\$254,812)	(\$226,890)
	Depreciation	\$139,488	\$132,416	\$126,443	\$131,416	\$53,845	\$126,443	\$126,443
	Beginning Balance	\$659,980	\$652,195	\$554,860	\$167,657	\$420,439	\$420,439	\$40,263
	<b>Total Funds Available</b>	<b>\$710,666</b>	<b>\$721,260</b>	<b>\$599,861</b>	<b>\$159,592</b>	<b>\$461,118</b>	<b>\$292,070</b>	<b>(\$60,184)</b>
	Application of Funds Available:							
	Equity Transfer to Vermillion	\$0	\$0	\$0	\$0	\$0	\$0	\$0
	Equipment	\$58,471	\$165,606	\$178,602	\$156,807	\$18,404	\$251,807	\$125,413
	<b>Total Applied</b>	<b>\$58,471</b>	<b>\$165,606</b>	<b>\$178,602</b>	<b>\$156,807</b>	<b>\$18,404</b>	<b>\$251,807</b>	<b>\$125,413</b>
	Due From / Due To Account Adjustment	\$0	(\$794)	(\$820)	\$0	\$0	\$0	\$0
	<b>Ending Balance</b>	<b>\$652,195</b>	<b>\$554,860</b>	<b>\$420,439</b>	<b>\$2,785</b>	<b>\$442,714</b>	<b>\$40,263</b>	<b>(\$185,597)</b>



**City of Yankton**  
**Adopted 2012 Budget**

Fund: **Solid Waste Disposal and Recycling**

Function: **Capital**

Activity: **Joint Powers**

ACCOUNT NO.	DESCRIPTION	2008 ACTUAL	2009 ACTUAL	2010 ACTUAL	2011 ADOPTED	2011 Y.T.D.	2011 ESTIMATED	2012 ADOPTED
637 637 350	Transfer Station Equipment	\$20,800	\$0	\$141,863	\$75,000	\$0	\$170,000	\$70,000
637 637 390	Trench Excavation / Closure	\$156	\$51,916	\$0	\$45,000	\$0	\$45,000	\$25,000
637 638 411	Building Addition Interest	\$11,186	\$10,410	\$9,613	\$8,861	\$4,535	\$8,861	\$8,016
637 638 441	Building Addition Principal	\$26,329	\$26,330	\$27,126	\$27,946	\$13,869	\$27,946	\$22,397
637 638 350	Recycling Center Equipment	\$0	\$76,950	\$0	\$0	\$0	\$0	\$0
	Total Capital Outlay	\$58,471	\$165,606	\$178,602	\$156,807	\$18,404	\$251,807	\$125,413

# **FOX RUN GOLF COURSE**

## **ACCOUNT #641**

**PURPOSE OF THIS DEPARTMENT:** Why does this department exist?

The Mission of the division is to enhance the quality of life for the citizens of Yankton and the surrounding area by providing a well-maintained and well-operated 18-hole golf course, clubhouse, pro-shop, and practice range; as well as promoting events and tournaments, to serve a population with varied characteristics, interests, and needs.

**DEPARTMENT PERSONNEL:** one Course Superintendent, one Equipment Operator, one PGA Pro / Clubhouse Manager, one Assistant Clubhouse Manager and approximately thirty seasonal workers.

---

**GOALS OF THIS DEPARTMENT:** What will this division attempt to accomplish this year?

- 1 Maintain an aesthetically pleasing course, which leaves a positive, lasting first impression that generates a usable facility for the community.
- 

**OBJECTIVES FOR REACHING OUR GOALS:**

- Operate the facility with a balanced budget including capital improvements.
  - Identify baseline ratings for user satisfaction.
- 

**INTENDED OUTCOMES FROM BUDGET EXPENDITURES**

The Fox Run Golf Course budget will maintain the maintenance equipment fleet with the scheduled replacement of identified equipment. It will improve user satisfaction with the re-conditioning of gravel paths on the course and with the installation of concrete cart paths in identified areas. Transplanting approximately a dozen trees to various locations on the course will enhance the course playability and aesthetics. It will also improve the aesthetics of the course with the maintenance and/or installation of trees, flower beds, course amenities, and signage.



**City of Yankton**  
**Adopted 2012 Budget**

Fund: Golf Course		Estimated Revenue			Activity: Parks & Recreation			
ACCOUNT NO.	DESCRIPTION	2008 ACTUAL	2009 ACTUAL	2010 ACTUAL	2011 ADOPTED	2011 Y.T.D.	2011 ESTIMATED	2012 ADOPTED
641 3610	Interest	\$6,159	\$986	\$796	\$0	\$172	\$400	\$200
641 3612	Sale of Fixed Assets	\$98	\$0	\$0	\$0	\$0	\$0	\$0
641 3615	Miscellaneous Reimbursements	\$0	\$0	\$0	\$0	\$328	\$328	\$0
641 3640	Compensation Loss & Damage	\$0	\$7,208	\$0	\$0	\$5,233	\$5,300	\$0
641 3690	Miscellaneous	\$7	(\$9)	\$0	\$0	\$0	\$0	\$0
	<b>Total Nonoperating Revenue</b>	<b>\$6,264</b>	<b>\$8,185</b>	<b>\$796</b>	<b>\$0</b>	<b>\$5,733</b>	<b>\$6,028</b>	<b>\$200</b>
641 3701	Cash Long	\$224	\$1,362	\$1,292	\$1,000	\$177	\$1,000	\$1,000
641 3710	Prepared Food	\$35,120	\$40,471	\$39,018	\$43,500	\$11,157	\$43,500	\$43,500
641 3714	Pre-Packaged Food	\$10,072	\$10,199	\$8,080	\$10,500	\$1,049	\$10,500	\$10,500
641 3716	Cigarettes	\$143	\$0	\$0	\$0	\$0	\$0	\$0
641 3718	Beer	\$81,224	\$91,416	\$94,501	\$95,000	\$14,163	\$95,000	\$96,100
641 3720	Pop	\$25,884	\$28,627	\$29,856	\$31,000	\$3,908	\$31,000	\$31,000
641 3722	Fountain Pop	\$686	\$0	\$0	\$0	\$0	\$0	\$0
641 3724	Coffee	\$147	\$0	\$0	\$0	\$0	\$0	\$0
641 3740	Season Pass	\$171,797	\$173,960	\$197,591	\$190,000	\$171,629	\$190,000	\$198,000
641 3741	Season Pass-Non-Taxable	\$0	\$0	\$5,150	\$0	\$0	\$5,000	\$5,000
641 3742	Greens Fees-Weekends/Holidays	\$74,608	\$91,608	\$88,449	\$91,000	\$7,525	\$91,000	\$91,000
641 3743	Greens Fees-Non-Taxable	\$0	\$0	\$3,022	\$3,000	\$2,400	\$3,000	\$3,500
641 3744	Greens Fees-Weekdays	\$54,126	\$59,298	\$51,484	\$64,000	\$7,139	\$64,000	\$64,000
641 3745	Greens Fees-Debt Service	\$8,341	\$5,963	\$3	\$0	\$0	\$0	\$0
641 3746	Golf Car Rental	\$69,478	\$83,499	\$88,724	\$87,000	\$17,366	\$87,000	\$90,000
641 3749	Golf Car Storage	\$19,814	\$20,029	\$21,196	\$21,500	\$21,198	\$21,500	\$22,000
641 3750	Trail Fees	\$19,249	\$22,039	\$25,159	\$25,000	\$25,047	\$25,047	\$26,000
641 3752	Pull Cart Rental	\$1,302	\$600	\$520	\$600	\$116	\$600	\$600
641 3753	Golf Club Rental	\$262	\$4,276	\$1,014	\$500	\$109	\$500	\$1,000
641 3754	Driving Range	\$15,429	\$18,357	\$16,705	\$18,400	\$3,852	\$18,400	\$18,400
641 3755	Driving Range Non-Taxable	\$0	\$0	\$1,731	\$2,500	\$0	\$2,500	\$2,500
641 3756	Handicapping	\$7,605	\$8,425	\$8,736	\$8,500	\$7,678	\$8,500	\$9,000
641 3760	Golf Balls	\$26,695	\$27,618	\$31,387	\$29,000	\$2,583	\$29,000	\$31,000
641 3762	Gloves	\$7,654	\$5,880	\$6,904	\$6,500	\$1,243	\$6,500	\$7,000
641 3764	Golf Caps/Visors	\$6,851	\$5,901	\$8,910	\$7,000	\$579	\$7,000	\$9,000
641 3766	Merchandise	\$58,165	\$59,419	\$48,434	\$60,000	\$5,951	\$60,000	\$60,000
641 3767	Merchandise Non-Taxable	\$0	\$0	\$10,091	\$4,000	\$4,564	\$8,000	\$10,000
641 3768	Golf Equipment	\$88,196	\$84,592	\$76,351	\$85,000	\$12,138	\$85,000	\$85,000
641 3770	Miscellaneous Merchandise	\$1,616	\$859	\$0	\$0	\$0	\$0	\$0
641 3783	Tournament Fee (Non taxable)	\$1,749	\$506	\$9,405	\$0	\$0	\$0	\$0
641 3784	Leagues	\$2,294	\$1,930	\$1,896	\$0	\$0	\$0	\$0
641 3788	Junior Golf Program	\$3,466	\$3,578	\$3,347	\$3,600	\$0	\$3,600	\$4,000
641 3790	Club Repairs	\$175	\$167	\$0	\$200	\$0	\$200	\$1,000
641 3792	Lessons	\$1,614	\$2,215	\$1,027	\$2,200	\$506	\$2,200	\$2,400
641 3793	Golf Cart Ads	\$11,528	\$11,071	\$17,625	\$17,000	\$14,400	\$17,000	\$17,000
641 3926	Equity Transfer TID	\$0	\$0	\$0	\$0	\$0	\$0	\$0
	<b>Total Operating Revenue</b>	<b>\$805,514</b>	<b>\$863,865</b>	<b>\$897,608</b>	<b>\$907,500</b>	<b>\$336,300</b>	<b>\$916,547</b>	<b>\$939,500</b>

**City of Yankton**  
Adopted 2012 Budget

Fund: Golf Course

Operating Expenses

Activity: Parks & Recreation

ACCOUNT NO.	DESCRIPTION	2008 ACTUAL	2009 ACTUAL	2010 ACTUAL	2011 ADOPTED	2011 Y.T.D.	2011 ESTIMATED	2012 ADOPTED
641 641 101	Regular Wages	\$174,929	\$180,420	\$183,614	\$201,763	\$62,088	\$201,763	\$210,310
641 641 102	Temporary Wages	\$90,923	\$66,718	\$65,264	\$73,000	\$11,735	\$73,000	\$70,000
641 641 103	Overtime Wages	\$0	\$0	\$0	\$500	\$0	\$500	\$500
641 641 111	OASI	\$20,137	\$18,675	\$18,788	\$21,058	\$5,562	\$21,058	\$21,482
641 641 121	Retirement	\$10,496	\$10,825	\$11,017	\$12,136	\$3,563	\$12,136	\$12,649
641 641 131	Worker's Comp	\$2,206	\$2,252	\$2,304	\$6,301	(\$100)	\$6,301	\$6,616
641 641 132	Group Insurance	\$21,855	\$23,477	\$24,585	\$30,919	\$9,532	\$30,919	\$34,011
641 641 133	Unemployment Insurance	\$456	\$483	\$1,289	\$1,733	\$317	\$1,733	\$1,820
	Subtotal Personnel Services	\$321,002	\$302,850	\$306,861	\$347,410	\$92,697	\$347,410	\$357,388
641 641 201	Insurance	\$4,629	\$4,417	\$4,714	\$5,784	\$4,956	\$5,784	\$6,073
641 641 202	Professional Services	\$117	\$339	\$354	\$400	\$35	\$400	\$400
641 641 203	Bank Card Discounts	\$4,235	\$8,808	\$9,725	\$9,000	\$2,999	\$9,000	\$10,000
641 641 204	Contracted Services-Operations	\$3,908	\$4,501	\$5,416	\$4,500	\$2,033	\$4,500	\$5,500
641 641 209	Licenses	\$605	\$535	\$290	\$650	\$0	\$650	\$650
641 641 210	Promotional	\$689	\$0	\$0	\$0	\$0	\$0	\$0
641 641 211	Advertising	\$3,232	\$2,438	\$3,023	\$3,000	\$1,434	\$3,000	\$4,000
641 641 221	Repairs & Maint.-Equipment	\$16,405	\$29,512	\$51,421	\$12,000	\$3,650	\$12,000	\$12,000
641 641 222	Repairs & Maint.-Vehicles	\$0	\$0	\$214	\$300	\$0	\$300	\$300
641 641 223	Repairs & Maint.-Buildings	\$33,922	\$21,176	\$10,040	\$25,000	\$4,349	\$25,000	\$25,000
641 641 224	Repairs & Maint.-Central Garage	\$13,431	\$11,885	\$10,727	\$14,000	\$5,219	\$14,000	\$14,000
641 641 231	Postage	\$1,150	\$1,003	\$961	\$1,200	\$126	\$1,200	\$1,200
641 641 232	Office Supplies	\$764	\$1,134	\$492	\$1,200	\$491	\$1,200	\$1,200
641 641 233	Printing & Binding	\$178	\$406	\$1,183	\$900	\$186	\$900	\$1,200
641 641 234	Copies	\$123	\$41	\$0	\$125	\$0	\$125	\$125
641 641 235	Subscriptions & Publications	\$30	\$0	\$0	\$75	\$0	\$75	\$75
641 641 236	Janitorial Supplies	\$3,853	\$3,505	\$3,178	\$4,200	\$374	\$4,200	\$4,200
641 641 240	Chemicals & Gases	\$39,212	\$35,732	\$35,663	\$38,000	\$10,645	\$38,000	\$40,000
641 641 241	Agricultural Supplies	\$6,171	\$11,718	\$4,908	\$10,000	\$896	\$10,000	\$10,000
641 641 242	Recreation Supplies	\$7,258	\$3,261	\$4,694	\$4,500	\$984	\$4,500	\$4,500
641 641 243	Medical & Safety Supplies	\$5	\$25	\$0	\$100	\$1,210	\$1,210	\$100
641 641 244	Uniforms & Dry Goods	\$515	\$260	\$447	\$500	\$0	\$500	\$1,000
641 641 247	Small Tools & Hardware	\$312	\$269	\$106	\$800	\$520	\$800	\$800
641 641 261	Membership Dues	\$636	\$646	\$446	\$800	\$110	\$800	\$800
641 641 263	Travel Expense	\$0	\$0	\$0	\$0	\$0	\$0	\$1,000
641 641 265	Conferences & Meetings	\$1,425	\$1,081	\$2,107	\$2,000	\$942	\$2,000	\$3,000
641 641 271	Telephone	\$2,528	\$1,918	\$1,934	\$2,500	\$649	\$2,500	\$2,500
641 641 272	Electricity	\$21,069	\$17,334	\$19,083	\$21,000	\$2,366	\$21,000	\$21,000
641 641 273	Fuel-Heating	\$7,263	\$5,030	\$5,479	\$7,000	\$3,364	\$7,000	\$7,000
641 641 274	Water Service	\$1,633	\$1,674	\$1,880	\$2,000	\$277	\$2,000	\$2,000



**City of Yankton**  
**Adopted 2012 Budget**

Fund: **Golf Course**

Function: **Improvement & Extensions**

Activity: **Parks & Recreation**

ACCOUNT NO.	DESCRIPTION	2008 ACTUAL	2009 ACTUAL	2010 ACTUAL	2011 ADOPTED	2011 Y.T.D.	2011 ESTIMATED	2012 ADOPTED
	Revenues:							
	Net Gain(Loss)	(\$76,565)	\$2,333	\$29,899	(\$22,538)	\$74,480	(\$8,640)	\$9,544
	Depreciation	\$68,054	\$60,886	\$55,305	\$60,866	\$24,129	\$55,305	\$55,305
	Beginning Balance	\$16,797	(\$47,375)	\$15,844	\$179,579	\$99,168	\$99,168	\$56,879
	<b>Total Funds Available</b>	<b>\$8,286</b>	<b>\$15,844</b>	<b>\$101,048</b>	<b>\$217,907</b>	<b>\$197,777</b>	<b>\$145,833</b>	<b>\$121,728</b>
	Application of Funds Available							
	Principal On Debt	\$0	\$0	\$0	\$0	\$0	\$0	\$0
	Increase (Decr.) Debt Service Reserve	\$0	\$0	\$0	\$0	\$0	\$0	\$0
	Equipment	\$46,718	\$0	\$1,880	\$53,700	\$46,673	\$73,954	\$71,000
	Course Improvements	\$8,943	\$0	\$0	\$0	\$880	\$15,000	\$0
	Reserve for Future Improvements	\$0	\$0	\$0	\$0	\$0	\$0	\$0
	Advance to Other Funds	\$0	\$0	\$0	\$0	\$0	\$0	\$0
	<b>Total Applied</b>	<b>\$55,661</b>	<b>\$0</b>	<b>\$1,880</b>	<b>\$53,700</b>	<b>\$47,553</b>	<b>\$88,954</b>	<b>\$71,000</b>
	Due to / Due From	\$0	\$0	\$0	\$0	\$0	\$0	\$0
	<b>Ending Balance</b>	<b>(\$47,375)</b>	<b>\$15,844</b>	<b>\$99,168</b>	<b>\$164,207</b>	<b>\$150,224</b>	<b>\$56,879</b>	<b>\$50,728</b>

**City of Yankton**  
**Adopted 2012 Budget**

Fund: **Golf Course**

Function: **Improvement & Extension**

Activity: **Parks & Recreation**

ACCOUNT NO.	DESCRIPTION	2008 ACTUAL	2009 ACTUAL	2010 ACTUAL	2011 ADOPTED	2011 Y.T.D.	2011 ESTIMATED	2012 ADOPTED
641 641 411	Interest	\$0	\$0	\$0	\$0	\$0	\$0	\$0
641 641 570	Cash Short / Theft	\$1,000	\$0	\$0	\$0	\$0	\$0	\$0
641 641 580	Loss on Disposition of Asset	\$0	\$0	\$0	\$0	\$0	\$0	\$0
643 643 411	1998 TID Interest	\$0	\$0	\$0	\$0	\$0	\$0	\$0
643 643 421	1998 TID Fiscal Fees	\$0	\$0	\$0	\$0	\$0	\$0	\$0
	Total Interest & Fiscal Fees	\$1,000	\$0	\$0	\$0	\$0	\$0	\$0
	Total Nonoperating Expenses	\$1,000	\$0	\$0	\$0	\$0	\$0	\$0
641 641 301	Capital Repair and Maintenance	\$0	\$0	\$0	\$0	\$880	\$15,000	\$0
641 641 320	Building & Structures	\$0	\$0	\$0	\$0	\$0	\$0	\$0
641 641 350	Course Equipment	\$46,718	\$0	\$1,880	\$53,700	\$46,673	\$73,954	\$71,000
641 641 390	Golf Course Improvements	\$8,943	\$0	\$0	\$0	\$0	\$0	\$0
	Loan Payoff							\$0
643 643 441	98 TID Bond Principal	\$0	\$0	\$0	\$0	\$0	\$0	\$0
	Total Capital Expenditures	\$55,661	\$0	\$1,880	\$53,700	\$47,553	\$88,954	\$71,000
641 641 399	Debt Service Reserve-Current	\$0	\$0	\$0	\$0	\$0	\$0	\$0
	Debt Service Reserve-Total	\$0	\$0	\$0	\$0	\$0	\$0	\$0



<p style="text-align: center;"><b>CENTRAL GARAGE ACCOUNT #801</b></p>
---

**PURPOSE OF THIS DEPARTMENT:** Why does this department exist?

Provide a quick and effective customer service response for the proper maintenance of the city's fleet of vehicles and mobile equipment.

**DEPARTMENT PERSONNEL:** one Fleet Supervisor and one Fleet Mechanic.

---

**GOALS OF THIS DEPARTMENT:** What will this department attempt to accomplish this year?

- 1 Provide a cost effective operation for maintenance services
- 

**OBJECTIVES FOR REACHING OUR GOALS:**

- Provide services and times comparable with private market
- 

**INTENDED OUTCOMES FROM BUDGET EXPENDITURES**

The 2012 Central Garage budget represents a plan to continue the internal repair and maintenance operations of the municipal fleet. Additional expenditures are being proposed in the Capital plan to provide needed maintenance to the facility and improve the aesthetic quality of the property.



**City of Yankton**  
**Adopted 2012 Budget**

Fund: **Central Garage**

**Operating Expenses**

Activity: **Public Works Department**

ACCOUNT NO.	DESCRIPTION	2008 ACTUAL	2009 ACTUAL	2010 ACTUAL	2011 ADOPTED	2011 Y.T.D.	2011 ESTIMATED	2012 ADOPTED
801 801 101	Regular Wages	\$83,321	\$81,345	\$92,897	\$89,782	\$33,985	\$86,554	\$90,220
801 801 103	Overtime Wages	\$135	\$306	\$606	\$500	\$18	\$500	\$500
801 801 111	OASI	\$6,179	\$6,034	\$6,893	\$6,907	\$2,491	\$6,660	\$6,940
801 801 121	Retirement	\$5,007	\$4,899	\$5,607	\$5,417	\$2,040	\$5,223	\$5,443
801 801 131	Worker's Compensation	\$1,383	\$1,412	\$1,444	\$1,533	\$0	\$1,460	\$1,533
801 801 132	Group Insurance	\$10,880	\$11,619	\$11,859	\$14,054	\$5,378	\$12,221	\$13,443
801 801 133	Unemployment Insurance	\$66	\$90	\$290	\$315	\$118	\$300	\$315
	<b>Subtotal Personnel Services</b>	<b>\$106,971</b>	<b>\$105,705</b>	<b>\$119,596</b>	<b>\$118,508</b>	<b>\$44,030</b>	<b>\$112,918</b>	<b>\$118,394</b>
801 801 201	Insurance	\$0	\$0	\$9	\$0	\$0	\$0	\$0
801 801 202	Professional Services	\$2,067	\$1,917	\$2,558	\$2,300	\$1,303	\$2,300	\$2,300
801 801 221	Rep. & Maint. - Equipment	\$2,842	\$4,057	\$13,078	\$3,000	\$843	\$3,000	\$3,000
801 801 223	Rep. & Maint. - Buildings	\$3,617	\$2,933	\$2,612	\$3,000	\$126	\$3,000	\$3,000
801 801 232	Office Supplies	\$1,005	\$761	\$504	\$800	\$184	\$800	\$800
801 801 236	Janitorial Supplies	\$1,910	\$1,600	\$1,718	\$1,600	\$0	\$1,600	\$1,600
801 801 238	Garage Gasoline & Lubricants	\$444,098	\$276,988	\$299,211	\$400,000	\$121,497	\$400,000	\$440,000
801 801 240	Chemicals & Gases	\$385	\$657	\$553	\$800	\$22	\$800	\$800
801 801 243	Medical & Safety Supplies	\$51	\$187	\$105	\$200	\$16	\$200	\$200
801 801 244	Uniforms & Dry Goods	\$36	\$58	\$16	\$100	\$10	\$100	\$100
801 801 247	Small Tools & Hardware	\$1,955	\$971	\$5,631	\$6,000	\$284	\$6,000	\$6,000
801 801 249	Garage Parts	\$123,263	\$89,435	\$163,566	\$135,000	\$53,018	\$140,000	\$145,000
801 801 264	Schools	\$0	\$0	\$0	\$250	\$0	\$250	\$250
801 801 271	Telephone	\$102	\$90	\$95	\$500	\$32	\$200	\$250
801 801 272	Electricity	\$10,164	\$9,447	\$10,056	\$11,000	\$3,925	\$11,000	\$11,000
801 801 273	Fuel-Heating	\$8,627	\$2,604	\$6,300	\$8,500	\$4,819	\$8,500	\$8,500
801 801 274	Water Purchased	\$370	\$389	\$402	\$440	\$161	\$430	\$450
801 801 275	Sewer Service	\$479	\$496	\$503	\$580	\$202	\$550	\$580
801 801 276	Landfill	\$292	\$417	\$385	\$380	\$59	\$400	\$400
801 801 291	Depreciation	\$24,705	\$21,132	\$17,066	\$21,132	\$7,902	\$17,066	\$17,066
	<b>Subtotal Other Current Expenditures</b>	<b>\$625,968</b>	<b>\$414,139</b>	<b>\$524,368</b>	<b>\$595,582</b>	<b>\$194,403</b>	<b>\$596,196</b>	<b>\$641,296</b>
	<b>Total Operating Expenses</b>	<b>\$732,939</b>	<b>\$519,844</b>	<b>\$643,964</b>	<b>\$714,090</b>	<b>\$238,433</b>	<b>\$709,114</b>	<b>\$759,690</b>

**City of Yankton**  
**Adopted 2012 Budget**

Fund: **Central Garage**

Function: **Improvement & Extensions**

Activity: **Public Works**

ACCOUNT NO.	DESCRIPTION	2008 ACTUAL	2009 ACTUAL	2010 ACTUAL	2011 ADOPTED	2011 Y.T.D.	2011 ESTIMATED	2012 ADOPTED
	Revenues:							
	Net Gain(Loss)	\$3,491	\$63,988	\$4,257	\$16,000	\$6,101	\$20,976	\$22,500
	Depreciation	\$24,705	\$21,132	\$17,066	\$21,132	\$7,902	\$17,066	\$17,066
	Beginning Balance	\$33,691	\$46,652	\$131,772	\$49,360	\$145,720	\$145,720	\$107,762
	<b>Total Funds Available</b>	<b>\$61,887</b>	<b>\$131,772</b>	<b>\$153,095</b>	<b>\$86,492</b>	<b>\$159,723</b>	<b>\$183,762</b>	<b>\$147,328</b>
	Application of Funds Available							
	Equipment	\$15,235	\$0	\$7,375	\$76,000	\$0	\$76,000	\$0
	<b>Total Applied</b>	<b>\$15,235</b>	<b>\$0</b>	<b>\$7,375</b>	<b>\$76,000</b>	<b>\$0</b>	<b>\$76,000</b>	<b>\$22,500</b>
	<b>Ending Balance</b>	<b>\$46,652</b>	<b>\$131,772</b>	<b>\$145,720</b>	<b>\$10,492</b>	<b>\$159,723</b>	<b>\$107,762</b>	<b>\$124,828</b>

**City of Yankton**  
**Adopted 2012 Budget**

Fund: **Central Garage**

Function: **Improvement & Extension**

Activity: **Public Works**

ACCOUNT NO.	DESCRIPTION	2008 ACTUAL	2009 ACTUAL	2010 ACTUAL	2011 ADOPTED	2011 Y.T.D.	2011 ESTIMATED	2012 ADOPTED
801 801 580	Loss on Disposition of Assets	\$0	\$0	\$0	\$0	\$0	\$0	\$0
	Total Nonoperating Expenses	\$0	\$0	\$0	\$0	\$0	\$0	\$0
801 801 320	Buildings & Improvements	\$0	\$0	\$0	\$0	\$0	\$0	\$22,500
801 801 350	Equipment	\$15,235	\$0	\$7,375	\$76,000	\$0	\$76,000	\$0
	Total Capital Expenditures	\$15,235	\$0	\$7,375	\$76,000	\$0	\$76,000	\$22,500



**CITY OF YANKTON**  
**FIVE YEAR CAPITAL IMPROVEMENT PLAN**  
**FISCAL YEARS 2011 – 2015**





# CITY OF YANKTON



## FIVE YEAR CAPITAL IMPROVEMENT PLAN

FISCAL YEARS 2011 – 2015








### INTRODUCTION

The Fiscal Year 2011-2015 Capital Improvement Plan (CIP) is an update of the City's annual capital improvement planning process. The five-year plan provides a schedule for capital projects and identifies funding sources.

The CIP is vital to the City of Yankton. It is a plan for physical improvements to public facilities / infrastructure and the purchase of capital equipment. The plan additionally has a positive economic impact on the local economy. The City Commission has recognized the importance of this planning process and annually engages in the preparation, review and adoption of the Capital Improvement Plan. Public meetings are held annually to review the five-year plan.

The five-year CIP is revised annually to include new projects, reflect changes in priorities and to extend the plan an additional year. The first year of the plan is the current year and is adjusted throughout the year as needs dictate or when changes are made to existing approved projects.

### Legend

-  **100 Series – General Fund**
-  **200 Series – Special Revenues**
-  **500 Series – Capital Projects**
-  **600 Series – Enterprise Fund**
-  **800 series – Internal Services**
  
-  **Recent Changes to the Plan – Increases or Funding Changes**
-  **Recent Changes to the Plan - Decreases**



**CITY OF YANKTON**  
**FIVE YEAR CAPITAL IMPROVEMENT PLAN**

DEPARTMENT	DESCRIPTION	2011	2012	2013	2014	2015	TOTAL
<b>CITY MANAGER'S OFFICE</b> 101.102.xxx	OFFICE FURNITURE / EQUIPMENT	\$1,000	\$1,000	\$1,000	\$1,000	\$1,000	\$5,000
	TOTAL	\$1,000	\$1,000	\$1,000	\$1,000	\$1,000	\$5,000
	GENERAL	\$1,000	\$1,000	\$1,000	\$1,000	\$1,000	\$5,000
<b>FINANCE</b> 101.104.xxx	OFFICE FURNITURE / EQUIPMENT	\$1,000	\$1,000	\$1,000	\$1,000	\$1,000	\$5,000
	TOTAL	\$1,000	\$1,000	\$1,000	\$1,000	\$1,000	\$5,000
	GENERAL	\$1,000	\$1,000	\$1,000	\$1,000	\$1,000	\$5,000
<b>INFORMATION SERVICES</b> 101.105.xxx	SERVER & COMPUTER EQUIPMENT	\$55,000	\$35,000	\$25,000	\$25,000	\$25,000	\$165,000
	AS400 REPLACEMENT OR PC SYSTEM CONVERSION	\$0	\$0	\$15,000	\$15,000	\$0	\$30,000
	OFFICE FURNITURE / EQUIPMENT	\$1,000	\$1,000	\$1,000	\$1,000	\$1,000	\$5,000
	PLOTTER / PRINTER REPLACEMENT	\$18,000	\$2,000	\$2,000	\$2,000	\$2,000	\$26,000
	WIDE FORMAT SCANNER	\$0	\$16,000	\$0	\$0	\$0	\$16,000
	TECHNOLOGY EQUIPMENT	\$1,000	\$1,000	\$1,000	\$1,000	\$1,000	\$5,000
	PEG CHANNEL / COMMUNITY MEETING ROOM EQUIPMENT	\$19,000	\$10,000	\$0	\$0	\$0	\$29,000
	SOFTWARE UPGRADE / MAINTENANCE	\$2,000	\$2,000	\$2,000	\$2,000	\$2,000	\$10,000
	TOTAL	\$96,000	\$67,000	\$46,000	\$46,000	\$31,000	\$286,000
GENERAL	\$96,000	\$67,000	\$46,000	\$46,000	\$31,000	\$286,000	
<b>COMMUNITY DEVELOPMENT</b> 101.106.xxx	VEHICLE REPLACEMENT	\$0	\$0	\$20,000	\$0	\$0	\$20,000
	OFFICE FURNITURE / EQUIPMENT	\$0	\$1,000	\$0	\$1,000	\$0	\$2,000
	BUILDING PERMIT, ORDINANCE COMPLIANCE, ZONING SOFTWARE SYSTEM	\$0	\$0	\$30,000	\$0	\$0	\$30,000
	PIN LOCATOR	\$0	\$900	\$0	\$0	\$0	\$900
	TOTAL	\$0	\$1,900	\$50,000	\$1,000	\$0	\$52,900
	GENERAL	\$0	\$1,900	\$50,000	\$1,000	\$0	\$52,900

**CITY OF YANKTON**  
**FIVE YEAR CAPITAL IMPROVEMENT PLAN**

DEPARTMENT	DESCRIPTION	2011	2012	2013	2014	2015	TOTAL
<b>POLICE</b> 101.111.xxx	RANGE UPGRADE	\$2,000	\$2,000	\$3,000	\$3,000	\$3,000	\$13,000
	VEHICLE REPLACEMENTS	\$100,000	\$70,000	\$100,000	\$100,000	\$110,000	\$480,000
	PROTECTIVE VESTS	\$7,000	\$7,000	\$10,000	\$10,000	\$10,000	\$44,000
	K-9 DOG UNIT	\$0	\$0	\$15,000	\$15,000	\$0	\$30,000
	SPECIAL RESPONSE TEAM EQUIPMENT	\$5,000	\$5,000	\$6,000	\$6,000	\$7,000	\$29,000
	SHOTGUNS	\$5,000	\$0	\$0	\$0	\$0	\$5,000
	TASERS	\$2,000	\$3,500	\$2,000	\$2,000	\$2,500	\$12,000
	VIDEO CAMERA AND RECORDER-PATROL CARS	\$8,000	\$8,000	\$8,000	\$8,000	\$5,000	\$37,000
	PORTABLE RADIOS	\$9,000	\$9,000	\$9,000	\$9,000	\$9,000	\$45,000
	IN CAR COMPUTERS	\$5,000	\$5,000	\$5,000	\$5,000	\$5,000	\$25,000
	REPLACE RADAR	\$5,000	\$5,000	\$6,000	\$6,000	\$6,000	\$28,000
	FURNITURE	\$2,500	\$2,500	\$2,500	\$2,500	\$2,500	\$12,500
	TELETYPE	\$3,000	\$3,000	\$3,000	\$3,000	\$3,000	\$15,000
	DETECTIVE EQUIPMENT	\$3,000	\$10,000	\$4,000	\$4,000	\$4,000	\$25,000
	CAMERAS	\$0	\$2,000	\$1,000	\$1,000	\$1,000	\$5,000
	WEAPONS	\$0	\$0	\$28,000	\$28,000	\$0	\$56,000
	TOTAL	\$156,500	\$132,000	\$202,500	\$202,500	\$168,000	\$861,500
	GENERAL	\$156,500	\$132,000	\$202,500	\$202,500	\$168,000	\$861,500
	TOTAL	\$156,500	\$132,000	\$202,500	\$202,500	\$168,000	\$861,500
	<b>ANIMAL CONTROL</b> 101.113.xxx	FENCING	\$0	\$500	\$0	\$0	\$0
SHELTER RENOVATION		\$3,000	\$3,000	\$3,000	\$3,000	\$3,000	\$15,000
PICKUP TRUCK		\$35,000	\$0	\$0	\$0	\$0	\$35,000
TOTAL		\$38,000	\$3,500	\$3,000	\$3,000	\$3,000	\$50,500
GENERAL		\$38,000	\$3,500	\$3,000	\$3,000	\$3,000	\$50,500
TOTAL	\$38,000	\$3,500	\$3,000	\$3,000	\$3,000	\$50,500	

**CITY OF YANKTON**  
**FIVE YEAR CAPITAL IMPROVEMENT PLAN**

DEPARTMENT	DESCRIPTION	2011	2012	2013	2014	2015	TOTAL
<b>FIRE</b>	2ND STATION DEBT SERVICE	\$190,232	\$190,232	\$190,232	\$190,232	\$190,232	\$951,160
101.114.xxx	REPLACE ENGINE 3 - 1982	\$400,000	\$0	\$0	\$0	\$0	\$400,000
	2ND STATION CAPITAL	\$306,900	\$0	\$0	\$0	\$0	\$306,900
	CYCLICAL REPLACEMENT OF PERSONAL PROTECTIVE EQUIPMENT	\$7,000	\$7,000	\$18,000	\$18,000	\$18,000	\$68,000
	CYCLICAL REPLACEMENT OF FIRE HOSE	\$3,000	\$3,000	\$3,500	\$3,500	\$3,500	\$16,500
	CYCLICAL REPLACEMENT OF PAGERS	\$2,000	\$2,000	\$2,000	\$2,000	\$2,000	\$10,000
	REPLACE HAZARDOUS MATERIALS TRAIL(STORM DAMAGE)	\$11,653	\$0	\$0	\$0	\$0	\$11,653
	TWO WAY RADIOS AND RADIO ACCESSORIES	\$6,200	\$0	\$0	\$0	\$0	\$6,200
	FIRE GRANT EQUIPMENT (95/5)	\$69,340	\$100,000	\$100,000	\$100,000	\$100,000	\$469,340
	REPLACE ENGINE #2 - 1992	\$0	\$0	\$400,000	\$0	\$0	\$400,000
	REPLACE LADDER #1 - 1989	\$0	\$0	\$0	\$1,000,000	\$0	\$1,000,000
	HOSE TESTER	\$0	\$3,000	\$0	\$0	\$0	\$3,000
	RETROFIT ENGINE #1 WTH FOAM SYSTEM	\$0	\$0	\$15,000	\$0	\$0	\$15,000
	RETROFIT / REPAIR SCBA PASS DEVICES	\$0	\$9,000	\$0	\$0	\$0	\$9,000
	REPLACE THERMAL IMAGING CAMERA - 1998	\$0	\$0	\$0	\$14,500	\$0	\$14,500
	REPLACE 2008 PICKUP - FIRE CHIEF	\$0	\$0	\$0	\$0	\$45,000	\$45,000
	REPLACE GARAGE DOORS STATION #1	\$0	\$0	\$0	\$0	\$12,000	\$12,000
	REPLACE FIRE SAFETY TRAILER	\$0	\$0	\$0	\$0	\$85,000	\$85,000
	TOTAL	\$996,325	\$314,232	\$728,732	\$1,328,232	\$455,732	\$3,823,253
	GENERAL	\$740,220	\$29,000	\$443,500	\$1,043,000	\$170,500	\$2,426,220
	FIRE STATION OPT-OUT	\$190,232	\$190,232	\$190,232	\$190,232	\$190,232	\$951,160
	GRANT FUNDS	\$65,873	\$95,000	\$95,000	\$95,000	\$95,000	\$445,873
	TOTAL	\$996,325	\$314,232	\$728,732	\$1,328,232	\$455,732	\$3,823,253
<b>CIVIL DEFENSE</b>	REPLACE 1976 MODEL YEAR SIREN - CITY HALL - INSTALL ONLY	\$10,000	\$0	\$0	\$0	\$0	\$10,000
101.115.xxx	CONVERT FOX RUN SIREN TO AC / DC	\$0	\$2,750	\$0	\$0	\$0	\$2,750
	TOTAL	\$10,000	\$2,750	\$0	\$0	\$0	\$12,750
	GENERAL	\$10,000	\$2,750	\$0	\$0	\$0	\$12,750
	TOTAL	\$10,000	\$2,750	\$0	\$0	\$0	\$12,750

**CITY OF YANKTON**  
**FIVE YEAR CAPITAL IMPROVEMENT PLAN**

DEPARTMENT	DESCRIPTION	2011	2012	2013	2014	2015	TOTAL
<b>ENGINEERING</b> 101.122.xxx	RADIOS / SURVEY	\$0	\$1,000	\$0	\$0	\$0	\$1,000
	VEHICLES - CARS/SURVEY VAN	\$0	\$0	\$0	\$20,000	\$0	\$20,000
	ELECTRONIC RECORDS STORAGE	\$0	\$10,000	\$0	\$0	\$0	\$10,000
	REPLACE TOTAL STATION	\$0	\$0	\$0	\$0	\$20,000	\$20,000
	FURNITURE & OFFICE EQUIPMENT	\$2,500	\$3,000	\$3,000	\$3,000	\$3,000	\$14,500
	TOTAL	\$2,500	\$14,000	\$3,000	\$23,000	\$23,000	\$65,500
	GENERAL	\$2,500	\$14,000	\$3,000	\$23,000	\$23,000	\$65,500
<b>STREETS</b> 101.123.xxx	REPLACE TRUCKS	\$18,554	\$105,000	\$0	\$120,000	\$0	\$243,554
	REPLACE RUBBER TIRE ROLLER	\$68,000	\$0	\$0	\$0	\$0	\$68,000
	ASHPALT CRACK ROUTER	\$0	\$0	\$18,000	\$0	\$0	\$18,000
	ROLLER (STEEL FACE)	\$0	\$60,000	\$120,000	\$0	\$0	\$180,000
	ONE TON TRUCK REPLACEMENT	\$50,000	\$0	\$52,000	\$0	\$55,000	\$157,000
	UTILITY TRACTOR WITH MOWER	\$0	\$0	\$100,000	\$0	\$0	\$100,000
	REPLACE LOADER	\$126,000	\$0	\$0	\$0	\$0	\$126,000
	CREW CAB REPLACEMENT	\$38,000	\$0	\$0	\$0	\$0	\$38,000
	REPLACE PICKUP	\$0	\$0	\$0	\$35,000	\$0	\$35,000
	REPLACE MOTOR GRADER	\$0	\$0	\$0	\$250,000	\$0	\$250,000
	JOINT / CRACK FILLER	\$0	\$0	\$0	\$0	\$30,000	\$30,000
	OIL DISTRIBUTION TRUCK	\$0	\$0	\$0	\$0	\$134,000	\$134,000
	SKID LOADER	\$0	\$0	\$0	\$0	\$33,000	\$33,000
	TOTAL	\$300,554	\$165,000	\$290,000	\$405,000	\$252,000	\$1,412,554
GENERAL	\$300,554	\$165,000	\$290,000	\$405,000	\$252,000	\$1,412,554	
TOTAL	\$300,554	\$165,000	\$290,000	\$405,000	\$252,000	\$1,412,554	
<b>SNOW AND ICE REMOVAL</b> 101.124.xxx	REPLACE SNOW PLOWS	\$10,000	\$11,000	\$13,000	\$13,000	\$13,000	\$60,000
	SNOW BOX	\$0	\$0	\$10,000	\$10,000	\$0	\$20,000
	SLIP-IN STAINLESS STEEL SANDER	\$0	\$0	\$0	\$33,000	\$0	\$33,000
	6X6 W / UNDERBODY	\$0	\$0	\$0	\$0	\$157,000	\$157,000
	TOTAL	\$10,000	\$11,000	\$23,000	\$56,000	\$170,000	\$270,000
GENERAL	\$10,000	\$11,000	\$23,000	\$56,000	\$170,000	\$270,000	

**CITY OF YANKTON**  
**FIVE YEAR CAPITAL IMPROVEMENT PLAN**

DESCRIPTION	2011	2012	2013	2014	2015	TOTAL
<b>CITY HALL</b>						
101.125.xxx						
LAWN CARE EQUIPMENT AND LANDSCAPING	\$1,000	\$1,000	\$1,000	\$1,000	\$1,000	\$5,000
WINDOW REPLACEMENT	\$0	\$0	\$0	\$0	\$120,000	\$120,000
KEY SYSTEM	\$0	\$0	\$15,000	\$0	\$0	\$15,000
CARPET REPLACEMENT	\$1,500	\$1,500	\$1,500	\$1,500	\$1,500	\$7,500
ROOF MAINTENANCE	\$0	\$0	\$20,000	\$0	\$0	\$20,000
BUILDING MASONRY REPAIR	\$0	\$0	\$4,000	\$0	\$0	\$4,000
REPLACE PICKUP	\$0	\$0	\$20,000	\$0	\$0	\$20,000
REPAIR GYM FLOOR / REFINISH	\$0	\$10,000	\$0	\$0	\$0	\$10,000
CITY HALL GYM FLOORING	\$0	\$0	\$0	\$49,000	\$0	\$49,000
ELECTRICAL WIRING / DATA WIRING	\$0	\$0	\$0	\$80,000	\$0	\$80,000
UPGRADE / REPLACE HEATING CONTROL TALON MOTHERBOARD	\$0	\$4,000	\$0	\$0	\$0	\$4,000
GARAGE DOORS	\$0	\$0	\$8,000	\$0	\$0	\$8,000
RIDING MOWER	\$0	\$0	\$2,500	\$0	\$0	\$2,500
BASKETBALL HOOPS, BRACING, BACKBOARDS - 6	\$0	\$0	\$0	\$4,000	\$0	\$4,000
PORTABLE TENNIS NETS - 2	\$0	\$0	\$0	\$1,000	\$0	\$1,000
SECURITY SYSTEM	\$0	\$5,000	\$25,000	\$0	\$0	\$30,000
TOTAL	\$2,500	\$21,500	\$97,000	\$136,500	\$122,500	\$380,000
GENERAL	\$2,500	\$21,500	\$97,000	\$136,500	\$122,500	\$380,000
TOTAL	\$2,500	\$21,500	\$97,000	\$136,500	\$122,500	\$380,000
<b>TRAFFIC CONTROL</b>						
101.126.xxx						
NEW STREET LIGHTS / DETECTOR LOOPS & CIRCUITS	\$4,500	\$5,000	\$5,000	\$5,000	\$5,000	\$24,500
SCHOOL CROSSINGS	\$2,000	\$3,000	\$3,000	\$3,000	\$3,000	\$14,000
STREET LIGHTING REPLACEMENT	\$10,000	\$11,000	\$11,000	\$11,000	\$11,000	\$54,000
TRUCK WITH AERIAL BASKET	\$131,000	\$0	\$0	\$0	\$0	\$131,000
SIGNAL SYSTEM UPGRADES / REPLACEMENT	\$20,000	\$25,000	\$25,000	\$25,000	\$25,000	\$120,000
TOTAL	\$167,500	\$44,000	\$44,000	\$44,000	\$44,000	\$343,500
GENERAL	\$167,500	\$44,000	\$44,000	\$44,000	\$44,000	\$343,500

**CITY OF YANKTON**  
**FIVE YEAR CAPITAL IMPROVEMENT PLAN**

DEPARTMENT	DESCRIPTION	2011	2012	2013	2014	2015	TOTAL
AIRPORT - 127 101.127.xxx	BARREL HANGER MAINTENANCE	\$0	\$8,000	\$5,000	\$0	\$0	\$13,000
	HANGER	\$34,145	\$34,145	\$34,145	\$34,145	\$34,145	\$170,725
	REPAIR PARKING LOT AND ACCESS ROAD	\$10,000	\$0	\$0	\$0	\$0	\$10,000
	REPLACE FLOOR COVERINGS	\$0	\$2,500	\$0	\$0	\$0	\$2,500
	REPLACE TRACTOR AND MOWER	\$0	\$0	\$0	\$114,000	\$0	\$114,000
	NEW FUELING SYSTEM	\$0	\$0	\$0	\$0	\$75,000	\$75,000
	TEE HANGER ICE REMOVAL	\$0	\$4,000	\$0	\$0	\$0	\$4,000
	EQUIPMENT PURCHASING SNOW REMOVAL & MAINTENANCE	\$0	\$0	\$25,000	\$0	\$0	\$25,000
	<b>SUBTOTAL</b>	\$44,145	\$48,645	\$64,145	\$148,145	\$109,145	\$414,225
502.511.xxx	PAVEMENT MAINTENANCE RUNWAY OVERLAY (3% CITY / 2% STATE)	\$0	\$0	\$0	\$630,000	\$0	\$630,000
	INSTALL WILDLIFE FENCING (3% CITY / 2% STATE) 502.511.xxx	\$478,000	\$0	\$0	\$0	\$0	\$478,000
	RECONSTRUCT TAXIWAY HANGER TIE IN (100% CITY)	\$0	\$5,000	\$5,000	\$5,000	\$35,000	\$50,000
	RECONSTRUCT APRON (3% CITY / 2% STATE) 502.511.xxx	\$110,000	\$780,000	\$0	\$0	\$0	\$890,000
	APRON - TERMINAL BUILDING (3% CITY / 2% STATE) 502.511.xxx	\$0	\$0	\$950,000	\$0	\$0	\$950,000
	PROPERTY PURCHASE (3% CITY / 2% STATE) 502.511.xxx	\$10,000	\$0	\$0	\$0	\$0	\$10,000
	ALP UPDATE (3% CITY / 2% STATE) 502.511.xxx	\$50,000	\$0	\$0	\$0	\$0	\$50,000
	RECONSTRUCT TAXIWAY 'A' (NORTH) (3% CITY / 2% STATE) 502.511.xxx	\$0	\$0	\$0	\$0	\$2,000,000	\$2,000,000
	<b>SUBTOTAL</b>	\$648,000	\$785,000	\$955,000	\$635,000	\$2,035,000	\$5,058,000
<b>TOTAL</b>	\$692,145	\$833,645	\$1,019,145	\$783,145	\$2,144,145	\$5,472,225	
GENERAL	\$29,440	\$42,900	\$63,500	\$137,900	\$170,000	\$443,740	
BBB	\$34,145	\$34,145	\$34,145	\$34,145	\$34,145	\$170,725	
FEDERAL FUNDS	\$615,600	\$741,000	\$902,500	\$598,500	\$1,900,000	\$4,757,600	
STATE FUNDS	\$12,960	\$15,600	\$19,000	\$12,600	\$40,000	\$100,160	
<b>TOTAL</b>	\$692,145	\$833,645	\$1,019,145	\$783,145	\$2,144,145	\$5,472,225	

**CITY OF YANKTON**  
**FIVE YEAR CAPITAL IMPROVEMENT PLAN**

DEPARTMENT	DESCRIPTION	2011	2012	2013	2014	2015	TOTAL	
<b>SENIOR CITIZENS CENTER - 141</b> 101.141.xxx	CONCRETE REPLACEMENT	\$1,000	\$1,000	\$1,000	\$1,000	\$1,000	\$5,000	
	FLOORING	\$3,000	\$0	\$3,000	\$3,000	\$0	\$9,000	
	WINDOW REPLACEMENT	\$1,000	\$1,000	\$1,000	\$1,000	\$1,000	\$5,000	
	CEILING TILE	\$2,600	\$200	\$200	\$200	\$200	\$3,400	
	FLOOR SCRUBBER BATTERY REPLACEMENT	\$1,500	\$0	\$0	\$0	\$0	\$1,500	
	BUFFER REPLACEMENT	\$0	\$0	\$0	\$1,500	\$0	\$1,500	
	COMMERCIAL VACUUM CLEANER	\$500	\$0	\$0	\$0	\$0	\$500	
	FLOORING - MAIN ASSEMBLY	\$0	\$0	\$0	\$12,000	\$0	\$12,000	
	BUILDING ADDITION (10 YEARS @ 4.75% RD LOAN - 2014)	\$36,900	\$36,900	\$36,900	\$36,900	\$0	\$147,600	
	LANDSCAPING	\$1,000	\$1,000	\$1,000	\$1,000	\$1,000	\$5,000	
	TABLES / CHAIRS	\$1,000	\$1,000	\$1,000	\$1,000	\$1,000	\$5,000	
	HOT WATER HEATER	\$0	\$2,000	\$0	\$0	\$0	\$2,000	
	NEW ADDITION	\$0	\$0	\$650,000	\$0	\$0	\$650,000	
	GENERATOR	\$0	\$46,218	\$0	\$0	\$0	\$46,218	
	AUTO DOOR OPENER - MAIN ENTRANCE	\$0	\$0	\$4,000	\$0	\$0	\$4,000	
	PARKING LOT GRIND & OVERLAY	\$0	\$0	\$0	\$0	\$25,000	\$25,000	
	GARAGE ROOF	\$0	\$3,500	\$0	\$0	\$0	\$3,500	
	PARKING LOT REPAIR / CHIP SEAL	\$1,000	\$6,500	\$0	\$0	\$0	\$7,500	
	TOTAL	\$49,500	\$99,318	\$698,100	\$57,600	\$29,200	\$933,718	
		GENERAL	\$23,432	\$25,232	\$347,732	\$27,482	\$14,600	\$438,476
		GRANT	\$0	\$46,218	\$0	\$0	\$0	\$46,218
		SENIOR CITIZEN CENTER	\$2,637	\$2,637	\$2,637	\$2,637	\$0	\$10,548
		YANKTON COUNTY	\$23,432	\$25,232	\$347,732	\$27,482	\$14,600	\$438,476
	TOTAL	\$49,500	\$99,318	\$698,100	\$57,600	\$29,200	\$933,718	
<b>LIBRARY - 142</b> 101.142.xxx	AUDIO VISUAL MATERIALS	\$9,200	\$10,000	\$11,000	\$13,000	\$13,000	\$56,200	
	NEW BOOKS	\$47,000	\$48,000	\$50,000	\$52,000	\$52,000	\$249,000	
	PRINT MANAGEMENT / SCHED. SYSTEM	\$0	\$10,000	\$0	\$0	\$0	\$10,000	
	SELF CHECK UNIT	\$0	\$0	\$0	\$7,500	\$0	\$7,500	
	RFID SYSTEM	\$0	\$0	\$30,000	\$0	\$0	\$30,000	
	NEW LIBRARY - ARCHITECTURAL FEES	\$11,000	\$0	\$0	\$0	\$0	\$11,000	
	NEW LIBRARY	\$0	\$0	\$4,000,000	\$0	\$0	\$4,000,000	
	TOTAL	\$67,200	\$68,000	\$4,091,000	\$72,500	\$65,000	\$4,363,700	
		GENERAL	\$67,200	\$68,000	\$91,000	\$72,500	\$65,000	\$363,700
		AMOUNT TO BE PROVIDED	\$0	\$0	\$4,000,000	\$0	\$0	\$4,000,000
	TOTAL	\$67,200	\$68,000	\$4,091,000	\$72,500	\$65,000	\$4,363,700	

**CITY OF YANKTON**  
**FIVE YEAR CAPITAL IMPROVEMENT PLAN**

DEPARTMENT	DESCRIPTION	2011	2012	2013	2014	2015	TOTAL
<b>PARKS &amp; RECREATION</b> 201.201.xxx	LANDSCAPING (201.201.301)	\$5,000	\$5,000	\$5,000	\$5,000	\$7,000	\$27,000
	LAWN MOWERS (201.201.350)	\$15,000	\$15,000	\$15,000	\$55,000	\$0	\$100,000
	PLAYGROUND EQUIPMENT (201.201.350)	\$24,240	\$90,000	\$0	\$0	\$15,000	\$129,240
	SHOP EQUIPMENT (201.201.350)	\$1,000	\$1,000	\$1,000	\$1,000	\$1,000	\$5,000
	LAWN CARE EQUIPMENT (201.201.350)	\$3,000	\$2,000	\$2,000	\$2,000	\$2,000	\$11,000
	UTILITY VEHICLE W/BOX, SPRAYER, FERTILIZER SPREADER (201.201.350)	\$0	\$0	\$0	\$0	\$30,000	\$30,000
	TRUCKS (201.201.350)	\$25,000	\$50,000	\$50,000	\$150,000	\$27,500	\$302,500
	PARK FURNITURE (201.201.350)	\$5,000	\$6,000	\$6,000	\$6,000	\$6,000	\$29,000
	HOT WATER WASHER WITH TRAILER	\$0	\$0	\$0	\$8,000	\$0	\$8,000
	<b>SUBTOTAL (200 SERIES)</b>	<b>\$78,240</b>	<b>\$169,000</b>	<b>\$79,000</b>	<b>\$227,000</b>	<b>\$88,500</b>	<b>\$641,740</b>
503.54x.xxx	MEMORIAL PARK IMPROVEMENTS - SAND VOLLEYBALL COURTS	\$8,000	\$0	\$0	\$0	\$0	\$8,000
	MEMORIAL PARK IMPROVEMENTS - BBALL & HORSHOE POLES & LIGHTS	\$10,000	\$0	\$0	\$0	\$0	\$10,000
	TENNIS COURT RESURFACING (503.xxx.xxx)	\$0	\$0	\$12,000	\$0	\$0	\$12,000
	RIVERSIDE PARK - DAKOTA TERRITORIAL CAPITAL SHINGLES (503.544.320)	\$10,000	\$0	\$0	\$0	\$0	\$10,000
	RIVERSIDE PARK - BOAT DOCK (503.544.320)	\$0	\$17,000	\$0	\$0	\$0	\$17,000
	RIVERSIDE PARK - REPLACE BOAT DOCK WITH KAYAK LAUNCH	\$0	\$0	\$0	\$0	\$15,000	\$15,000
	RIVERSIDE PARK - ELECTRICAL UPGRADE (503.544.320)	\$0	\$0	\$10,000	\$0	\$0	\$10,000
	RIVERSIDE PARK - WEDDING GAZEBO TO REPLACE CONCRETE UMB. (503.544.320)	\$0	\$0	\$50,000	\$0	\$0	\$50,000
	RIVERSIDE PARK - COMFORT STATION	\$259,010	\$0	\$0	\$0	\$0	\$259,010
	PARK SHOP (503.548.321) (\$400,000 @ 4% 20 YEARS)	\$29,801	\$29,801	\$29,801	\$29,801	\$29,801	\$149,005
	SIDEWALKS IN PARKS	\$8,500	\$8,500	\$9,000	\$9,000	\$9,000	\$44,000
	PARK SIGNS	\$3,000	\$5,000	\$5,000	\$5,000	\$0	\$18,000
	COMMUNITY GARDEN	\$6,993	\$0	\$0	\$0	\$0	\$6,993
	COMMUNITY GARDEN - OPEN AIR SHELTER	\$0	\$0	\$0	\$0	\$5,000	\$5,000
	MEMORIAL PARK - SIDEWALK TO NORTH SHELTER	\$0	\$0	\$5,000	\$0	\$0	\$5,000
	MEMORIAL PARK - REPLACE TRAILS	\$0	\$0	\$0	\$0	\$50,000	\$50,000
	MEMORIAL PARK - MOVE SOFTBALL FIELDS / NEW DUGOUTS / FENCING	\$0	\$0	\$0	\$0	\$10,000	\$10,000
	MEMORIAL PARK - ADDITIONAL WATER MAIN	\$0	\$0	\$0	\$0	\$30,000	\$30,000
	SERTOMA PARK - BASKETBALL COURT	\$0	\$0	\$25,000	\$0	\$0	\$25,000
	CROCKET PARK - 1/2 BASKETBALL COURT, LANDSCAPING, OPEN AIR SHELTER	\$0	\$0	\$0	\$32,000	\$0	\$32,000
	SERTOMA PARK CONCESSION RENOVATION	\$0	\$0	\$0	\$300,000	\$0	\$300,000
	RIDGEWAY NEIGHBORHOOD PARK (503.548.323)	\$5,000	\$0	\$0	\$0	\$0	\$5,000
	<b>SUBTOTAL (500 SERIES)</b>	<b>\$340,304</b>	<b>\$60,301</b>	<b>\$145,801</b>	<b>\$375,801</b>	<b>\$148,801</b>	<b>\$1,071,008</b>
	TOTAL	\$418,544	\$229,301	\$224,801	\$602,801	\$237,301	\$1,712,748
	GENERAL	\$418,544	\$189,301	\$224,801	\$602,801	\$237,301	\$1,672,748
GRANTS	\$0	\$40,000	\$0	\$0	\$0	\$40,000	
TOTAL	\$418,544	\$229,301	\$224,801	\$602,801	\$237,301	\$1,712,748	



**CITY OF YANKTON**  
**FIVE YEAR CAPITAL IMPROVEMENT PLAN**

DEPARTMENT	DESCRIPTION	2011	2012	2013	2014	2015	TOTAL
<b>MEMORIAL PARK POOL</b> 202.202.xxx	DIVING BOARD	\$4,000	\$0	\$0	\$0	\$0	\$4,000
	LIFEGUARD STAND	\$0	\$0	\$9,000	\$9,000	\$0	\$18,000
	SHADE FEATURES	\$7,000	\$0	\$0	\$0	\$0	\$7,000
	FURNITURE REPLACEMENT	\$2,000	\$2,000	\$0	\$0	\$2,000	\$6,000
	FILTER UPGRADE WITH PIPING	\$0	\$0	\$0	\$30,000	\$0	\$30,000
	PHASE I - POOL CONSTRUCTION	\$0	\$0	\$0	\$0	\$3,100,000	\$3,100,000
	TOTAL	\$13,000	\$2,000	\$9,000	\$39,000	\$3,102,000	\$3,165,000
	GENERAL	\$13,000	\$2,000	\$9,000	\$39,000	\$2,000	\$65,000
	AMOUNT TO BE PROVIDED	\$0	\$0	\$0	\$0	\$3,100,000	\$3,100,000
	TOTAL	\$13,000	\$2,000	\$9,000	\$39,000	\$3,102,000	\$3,165,000
<b>MARNE CREEK</b> 204.204.xxx	LAWN CARE EQUIPMENT	\$15,000	\$1,000	\$1,000	\$1,000	\$1,000	\$19,000
	MAINTENANCE TRAIL CONSTRUCTION	\$80,000	\$20,000	\$20,000	\$20,000	\$20,000	\$160,000
	TRAILS CONSTRUCTION - RR BRIDGE UNDERPASS	\$127,530	\$0	\$0	\$0	\$0	\$127,530
	PICKUP - 1 TON	\$0	\$50,000	\$0	\$0	\$0	\$50,000
	DIRECTIONAL SIGNAGE	\$7,000	\$7,000	\$7,000	\$7,000	\$7,000	\$35,000
	TRAIL EXTENSION TO FOX RUN NEIGHBORHOODS	\$0	\$0	\$200,000	\$0	\$0	\$200,000
	BANK STABILIZATION	\$0	\$10,000	\$10,000	\$10,000	\$10,000	\$40,000
	LAND ACQUISITION	\$53,747	\$30,000	\$30,000	\$30,000	\$30,000	\$173,747
	TOTAL	\$283,277	\$118,000	\$268,000	\$68,000	\$68,000	\$805,277
	GENERAL	\$22,000	\$58,000	\$8,000	(\$7,000)	\$8,000	\$89,000
	CAPITAL IMPROVEMENT SALES TAX	\$156,766	\$60,000	\$110,000	\$60,000	\$60,000	\$446,766
	GRANTS	\$104,511	\$0	\$150,000	\$15,000	\$0	\$269,511
	TOTAL	\$283,277	\$118,000	\$268,000	\$68,000	\$68,000	\$805,277
<b>BRIDGE &amp; STREET FUND</b> 207.221.xxx	PAINT BRIDGES	\$50,000	\$0	\$20,000	\$0	\$20,000	\$90,000
	ROAD MATERIALS	\$50,000	\$50,000	\$50,000	\$50,000	\$50,000	\$250,000
	PINE STREET BRIDGE REFURBISHMENT	\$20,000	\$63,000	\$0	\$0	\$0	\$83,000
	WALKWAY TO REPLACE LINN STREET WALK BRIDGE	\$0	\$10,000	\$120,000	\$0	\$0	\$130,000
	TOTAL	\$120,000	\$123,000	\$190,000	\$50,000	\$70,000	\$553,000
	ROAD AND BRIDGE FUND	\$27,885	\$21,398	\$21,398	\$21,398	\$21,398	\$113,477
	CAPITAL IMPROVEMENT SALES TAX	\$92,115	\$101,602	\$168,602	\$28,602	\$48,602	\$439,523
TOTAL	\$120,000	\$123,000	\$190,000	\$50,000	\$70,000	\$553,000	

**CITY OF YANKTON**  
**FIVE YEAR CAPITAL IMPROVEMENT PLAN**

DEPARTMENT	DESCRIPTION	2011	2012	2013	2014	2015	TOTAL
WATER UTILITY 601.601.xxx & 602.602.xxx	REPLACE PIPE LOCATOR	\$0	\$5,500	\$0	\$0	\$5,500	\$11,000
	CURB STOP LOCATOR	\$1,000	\$0	\$1,000	\$0	\$1,000	\$3,000
	LAB EQUIPMENT REPLACEMENT	\$5,000	\$0	\$0	\$0	\$0	\$5,000
	WEED EATER / LAWN EQUIPMENT	\$6,000	\$0	\$0	\$7,000	\$0	\$13,000
	PICKUP TRUCKS	\$25,000	\$25,000	\$0	\$0	\$0	\$50,000
	RADIO	\$800	\$0	\$0	\$0	\$0	\$800
	ELECTRONIC METER READING UPDATE	\$80,000	\$100,000	\$100,000	\$100,000	\$100,000	\$480,000
	HANDHELD READER REPLACEMENT	\$0	\$0	\$0	\$0	\$15,000	\$15,000
	POWER VALVE WRENCH	\$0	\$0	\$8,000	\$0	\$0	\$8,000
	MAIN BREAK TRAILER	\$0	\$10,000	\$0	\$0	\$0	\$10,000
	TAP MACHINE	\$0	\$0	\$0	\$6,000	\$0	\$6,000
	WATER MAIN SAW	\$13,000	\$0	\$0	\$0	\$0	\$13,000
	SECURITY ALARM	\$0	\$0	\$0	\$25,000	\$0	\$25,000
	IRRIGATION EXTENSION	\$0	\$0	\$2,000	\$0	\$0	\$2,000
	SMALL PORTABLE GENERATOR	\$0	\$2,500	\$0	\$2,500	\$0	\$5,000
	MEMORIAL WATER TOWER GENERATOR	\$6,000	\$0	\$0	\$0	\$0	\$6,000
	CARBON FEEDER PLANT #2	\$80,000	\$0	\$0	\$0	\$0	\$80,000
	LIME AUGER REPLACEMENT	\$0	\$0	\$25,000	\$0	\$0	\$25,000
	BOOSTER STATION - SHINGLE	\$6,000	\$0	\$0	\$0	\$0	\$6,000
	CO2 CONTROL Plant #2	\$0	\$0	\$25,000	\$0	\$0	\$25,000
	A/C PLANT #2	\$0	\$0	\$4,000	\$0	\$0	\$4,000
	LIME FEEDER PLANT #2	\$0	\$0	\$25,000	\$0	\$0	\$25,000
	ROOF REPAIR #1	\$0	\$0	\$20,000	\$0	\$0	\$20,000
	CLARIFIER TROUGH REPLACEMENT #2	\$0	\$0	\$500,000	\$0	\$0	\$500,000
	TREATMENT PLANT IMPROVEMENTS	\$0	\$1,000,000	\$10,500,000	\$0	\$0	\$11,500,000
	AMMONIA FEED SYSTEM	\$0	\$0	\$0	\$70,000	\$0	\$70,000
	REPLACE MOTOR STARTERS HIGH SERVICE PUMPS PLANT #1	\$0	\$0	\$40,000	\$0	\$0	\$40,000
	GEAR REDUCER FOR MIXERS PLANT #1	\$0	\$0	\$24,000	\$0	\$0	\$24,000
	LIME FEEDER PLANT #1	\$0	\$0	\$50,000	\$0	\$0	\$50,000
	PRETREATMENT PIPING BETWEEN PLANT 1 & 2	\$0	\$0	\$297,000	\$0	\$0	\$297,000
	PAINT LIME SILO PLANT #1	\$0	\$0	\$20,000	\$0	\$0	\$20,000
PARKING LOT, WTP#2	\$0	\$0	\$50,000	\$0	\$0	\$50,000	

**CITY OF YANKTON**  
**FIVE YEAR CAPITAL IMPROVEMENT PLAN**

DEPARTMENT	DESCRIPTION	2011	2012	2013	2014	2015	TOTAL
<b>WATER UTILITY</b>	9TH STREET, PICOTTE TO PEARL	\$49,100	\$0	\$0	\$0	\$0	\$49,100
<b>601.601.xxx &amp; 602.602.xxx</b>	PICOTTE STREET, 8TH TO 15TH	\$442,100	\$0	\$0	\$0	\$0	\$442,100
	WEST STREET, 8TH TO 9TH	\$0	\$0	\$64,000	\$0	\$0	\$64,000
	LOCUST STREET, 4TH TO 8TH	\$0	\$0	\$0	\$177,700	\$0	\$177,700
	LOCUST STREET, 15TH TO N SIDE OF BRIDGE	\$0	\$0	\$13,000	\$175,000	\$0	\$188,000
	BROADWAY, 31ST TO WILSON TRAILER - WATER MAIN REPLACEMENT	\$60,000	\$0	\$0	\$0	\$0	\$60,000
	WALNUT @ 8TH STREET - WATER MAIN REPLACEMENT	\$0	\$0	\$0	\$80,000	\$0	\$80,000
	CEDAR ST, 7TH TO 10TH - WATER MAIN REPLACEMENT	\$0	\$0	\$0	\$50,000	\$0	\$50,000
	ELM ST, 20TH TO 21ST - WATER MAIN REPLACEMENT	\$50,000	\$0	\$0	\$0	\$0	\$50,000
	SUMMIT ST, 8TH TO 12TH - WATER MAIN REPLACEMENT	\$50,000	\$0	\$0	\$0	\$0	\$50,000
	27TH STREET, BROADWAY TO DOUGLAS	\$0	\$0	\$0	\$0	\$150,000	\$150,000
	DOUGLAS ANNA TO 31ST	\$0	\$0	\$175,000	\$0	\$0	\$175,000
	PARK STREET, 8TH TO 10TH	\$115,000	\$0	\$0	\$0	\$0	\$115,000
	15TH STREET, BURLEIGH TO FERDIG	\$0	\$380,000	\$0	\$0	\$0	\$380,000
	SUMMIT STREET, 9TH TO 15TH	\$0	\$290,000	\$0	\$0	\$0	\$290,000
	DOUGLAS AVENUE, 23RD TO 25TH	\$0	\$140,000	\$0	\$0	\$0	\$140,000
	RIVERSIDE DR MAIN EXTENSION TO WW PLANT	\$50,000	\$0	\$0	\$0	\$0	\$50,000
	PANEL VIEWS	\$0	\$0	\$7,000	\$0	\$0	\$7,000
	8TH STREET, BURLEIGH TO FERDIG	\$0	\$72,000	\$0	\$0	\$0	\$72,000
	3RD STREET, GREEN TO HWY 81	\$0	\$45,000	\$0	\$0	\$0	\$45,000
	EAST HWY 50 WATERMAIN REPLACEMENT	\$0	\$0	\$200,000	\$0	\$0	\$200,000
	HIGH PRESSURE SERVICE LINE REPLACEMENT	\$28,905	\$0	\$0	\$0	\$0	\$28,905
	WELL PROJECT	\$466,000	\$0	\$0	\$0	\$0	\$466,000
	WATER TOWER REPAIRS	\$62,000	\$0	\$0	\$0	\$0	\$62,000
	RESERVE FOR FUTURE IMPROVEMENTS	\$75,000	\$75,000	\$75,000	\$75,000	\$0	\$300,000
	TOTAL	\$1,670,905	\$2,145,000	\$12,225,000	\$768,200	\$271,500	\$17,080,605
	WATER FUNDS	\$670,905	\$1,145,000	\$1,725,000	\$768,200	\$271,500	\$4,580,605
	FEDERAL AID (SRF LOAN, DOT & CORPS - BRIDGE PROJECT)	\$1,000,000	\$1,000,000	\$10,500,000	\$0	\$0	\$12,500,000
	TOTAL	\$1,670,905	\$2,145,000	\$12,225,000	\$768,200	\$271,500	\$17,080,605

**CITY OF YANKTON**  
**FIVE YEAR CAPITAL IMPROVEMENT PLAN**

DEPARTMENT	DESCRIPTION	2011	2012	2013	2014	2015	TOTAL
<b>WASTEWATER UTILITY</b>	AERATOR FOR LAGOON	\$0	\$2,000	\$0	\$0	\$0	\$2,000
<b>611.611.xxx</b>	6 INCH WATER PUMP	\$0	\$22,000	\$0	\$0	\$0	\$22,000
	REPLACE MOWER	\$6,500	\$6,500	\$0	\$0	\$7,000	\$20,000
	REPLACE SAMPLERS	\$0	\$6,000	\$6,000	\$0	\$0	\$12,000
	RADIO	\$700	\$700	\$700	\$700	\$700	\$3,500
	REPLACE LAB EQUIPMENT	\$7,000	\$7,000	\$7,000	\$7,000	\$7,000	\$35,000
	REPLACE POWER WASHER	\$0	\$0	\$2,000	\$0	\$0	\$2,000
	GAS ENGINE BLOWER CONFINED SPACE	\$1,000	\$0	\$0	\$0	\$0	\$1,000
	ICE MAKER	\$0	\$4,000	\$0	\$0	\$0	\$4,000
	WEED EATER	\$0	\$0	\$0	\$0	\$750	\$750
	GRIT TRAILER	\$0	\$13,000	\$0	\$0	\$0	\$13,000
	LAB STERILIZER	\$0	\$0	\$9,000	\$0	\$0	\$9,000
	AIR COMPRESSOR	\$0	\$14,000	\$0	\$0	\$0	\$14,000
	FURNITURE / OFFICE EQUIPMENT	\$2,000	\$2,000	\$0	\$0	\$2,000	\$6,000
	REPLACE PICKUP	\$0	\$27,000	\$0	\$0	\$0	\$27,000
	FLUSHER TRUCK	\$200,000	\$0	\$0	\$0	\$0	\$200,000
	SNOW BLOWER	\$0	\$0	\$0	\$2,500	\$0	\$2,500
	LAB WATER STILL	\$0	\$4,000	\$0	\$0	\$0	\$4,000
	BOD INCUBATOR	\$0	\$1,000	\$0	\$0	\$0	\$1,000
	PUMP REPLACEMENT	\$0	\$6,000	\$0	\$0	\$0	\$6,000
	HSC STATION REMOVED	\$0	\$0	\$0	\$0	\$50,000	\$50,000
	SCREENING FOR LAGOONS	\$0	\$0	\$6,000	\$0	\$0	\$6,000
	CLARIFIER - SANDBLAST & PAINT	\$50,000	\$75,000	\$0	\$0	\$0	\$125,000
	MANHOLE REPAIR	\$25,000	\$25,000	\$25,000	\$25,000	\$25,000	\$125,000
	LIFT STATION REHAB	\$0	\$600,000	\$3,400,000	\$0	\$0	\$4,000,000
	EAST HWY 50 EXTENSION	\$0	\$0	\$0	\$10,000	\$1,135,000	\$1,145,000
	27TH STREET, BROADWAY TO DOUGLAS	\$0	\$0	\$0	\$0	\$100,000	\$100,000
	RIVERSIDE DRIVE, BROADWAY TO GREEN	\$0	\$85,000	\$0	\$0	\$0	\$85,000
	AERATION DIFFUSERS	\$0	\$0	\$0	\$0	\$20,000	\$20,000
	INLET WORKS IMPROVEMENTS	\$0	\$0	\$0	\$0	\$2,000,000	\$2,000,000
	AERATION BLOWER VFD	\$0	\$0	\$0	\$0	\$50,000	\$50,000
	UV SYSTEM UPGRADES	\$0	\$0	\$0	\$0	\$500,000	\$500,000
	PIPING & VALVE REPLACEMENT	\$0	\$0	\$0	\$0	\$50,000	\$50,000
	RESERVE FOR FUTURE IMPROVEMENTS	\$35,000	\$35,000	\$35,000	\$35,000	\$35,000	\$175,000
	<b>TOTAL</b>	<b>\$327,200</b>	<b>\$935,200</b>	<b>\$3,490,700</b>	<b>\$80,200</b>	<b>\$3,982,450</b>	<b>\$8,815,750</b>
	WASTEWATER UTILITY	\$327,200	\$335,200	\$90,700	\$80,200	\$3,982,450	\$4,815,750
	FEDERAL AID (SRF LOAN)	\$0	\$600,000	\$3,400,000	\$0	\$0	\$4,000,000
	<b>TOTAL</b>	<b>\$327,200</b>	<b>\$935,200</b>	<b>\$3,490,700</b>	<b>\$80,200</b>	<b>\$3,982,450</b>	<b>\$8,815,750</b>

**CITY OF YANKTON**  
**FIVE YEAR CAPITAL IMPROVEMENT PLAN**

DEPARTMENT	DESCRIPTION	2011	2012	2013	2014	2015	TOTAL
<b>CEMETERY</b> 621.621.xxx	LANDSCAPING	\$1,000	\$1,000	\$1,000	\$1,000	\$1,000	\$5,000
	REPLACE MOWERS & TRIMMERS	\$1,000	\$13,000	\$1,000	\$13,000	\$1,000	\$29,000
	REPURCHASE CEMETERY LOTS	\$500	\$500	\$500	\$500	\$500	\$2,500
	GIS MAP & DIRECTORY	\$10,000	\$10,000	\$0	\$0	\$0	\$20,000
	REPAIR OLD HEADSTONES	\$1,000	\$1,000	\$1,000	\$1,000	\$1,000	\$5,000
	GAZEBO ON PROSPECT HILL / KIOSK	\$0	\$0	\$0	\$10,000	\$0	\$10,000
	PET CEMETERY	\$0	\$0	\$3,000	\$1,000	\$0	\$4,000
	CONCRETE ROAD REPLACEMENT	\$0	\$0	\$10,000	\$10,000	\$0	\$20,000
	STORAGE AREA W/ROOF CONNECTED TO BUILDING	\$0	\$0	\$15,000	\$0	\$0	\$15,000
	REPLACE TRUCK	\$0	\$0	\$0	\$55,000	\$0	\$55,000
	MAUSOLEUM / CREMATORIUM	\$0	\$0	\$0	\$0	\$100,000	\$100,000
	TOTAL	\$13,500	\$25,500	\$31,500	\$91,500	\$103,500	\$265,500
	GENERAL	\$13,500	\$25,500	\$31,500	\$91,500	\$103,500	\$265,500
<b>SOLID WASTE COLLECTION</b> 631.631.xxx	RECYCLING TRAILER	\$30,000	\$0	\$0	\$0	\$0	\$30,000
	RECYCLING TRUCK	\$0	\$40,000	\$0	\$0	\$0	\$40,000
	REPLACE TRACTOR	\$0	\$0	\$115,000	\$0	\$0	\$115,000
	TOTAL	\$30,000	\$40,000	\$115,000	\$0	\$0	\$185,000
SOLID WASTE COLLECTION FUND	\$30,000	\$40,000	\$115,000	\$0	\$0	\$185,000	
TOTAL	\$30,000	\$40,000	\$115,000	\$0	\$0	\$185,000	
<b>SOLID WASTE DISPOSAL AND RECYCLING (JOINT POWERS)</b> 637.637.xxx	REPLACE TRANSFER TRAILER	\$0	\$70,000	\$70,000	\$70,000	\$70,000	\$280,000
	RUBBLE TRENCH	\$25,000	\$25,000	\$25,000	\$25,000	\$25,000	\$125,000
	EXCAVATOR	\$95,000	\$0	\$0	\$0	\$0	\$95,000
	YARD TRACTOR	\$75,000	\$0	\$0	\$0	\$0	\$75,000
	BUILDING ADDITION DEBT SERVICE (DENR \$75,000 @ 3% 7 YEARS)	\$12,786	\$6,393	\$0	\$0	\$0	\$19,179
	BUILDING ADDITION DEBT SERVICE (DENR \$352,680 @ 3% 20 YEARS)	\$24,021	\$24,021	\$24,021	\$24,021	\$24,021	\$120,105
	CLOSURE	\$20,000	\$0	\$0	\$40,000	\$0	\$60,000
	PAVEMENT ADDITIONS & REPLACEMENT	\$0	\$0	\$0	\$68,000	\$0	\$68,000
	REPLACE SCALE	\$0	\$0	\$0	\$110,000	\$0	\$110,000
	SECURITY & COMMUNICATION SYSTEM	\$0	\$0	\$0	\$20,000	\$0	\$20,000
	TOTAL	\$251,807	\$125,414	\$119,021	\$357,021	\$119,021	\$972,284
	JOINT POWERS FUND	\$251,807	\$125,414	\$119,021	\$357,021	\$119,021	\$972,284
	TOTAL	\$251,807	\$125,414	\$119,021	\$357,021	\$119,021	\$972,284

**CITY OF YANKTON**  
**FIVE YEAR CAPITAL IMPROVEMENT PLAN**

DEPARTMENT	DESCRIPTION	2011	2012	2013	2014	2015	TOTAL
FOX RUN GOLF COURSE	GREENS BRUSH THATCHER	\$2,479	\$0	\$0	\$0	\$0	\$2,479
641.641.xxx	GROOMER CASSETTE ATTACHMENT FOR GREENS MOWER	\$12,275	\$0	\$0	\$0	\$0	\$12,275
	BUNKER / SAND TRAP RAKE	\$0	\$0	\$15,000	\$0	\$0	\$15,000
	TCE - TRIPLEX GREENS MOWERS (2)	\$22,000	\$0	\$20,000	\$0	\$22,000	\$64,000
	TCE - OUTFRONT MOWER (3)	\$12,000	\$0	\$0	\$0	\$0	\$12,000
	TCE - UTILITY CARTS (5)	\$0	\$20,000	\$20,000	\$20,000	\$0	\$60,000
	TCE - FAIRWAY MOWERS (3)	\$0	\$42,000	\$42,000	\$45,000	\$0	\$129,000
	TCE - FAIRWAY SPRAYER	\$8,600	\$0	\$0	\$0	\$0	\$8,600
	TCE - VICON SPREADER	\$7,000	\$0	\$0	\$0	\$0	\$7,000
	SHINGLE CLUBHOUSE	\$15,000	\$0	\$0	\$0	\$0	\$15,000
	CUSHMAN CORE HARVESTOR	\$0	\$9,000	\$0	\$0	\$0	\$9,000
	TORO TOP DRESSER	\$9,600	\$0	\$0	\$0	\$0	\$9,600
	RANGE BALL DISPENSER	\$0	\$0	\$0	\$0	\$10,000	\$10,000
	VIBRATORY GRREENS ROLLING SYSTEM	\$0	\$0	\$0	\$0	\$2,400	\$2,400
	EASY PICKER RANGE PICKER	\$0	\$0	\$0	\$0	\$5,000	\$5,000
	TOTAL	\$88,954	\$71,000	\$97,000	\$65,000	\$39,400	\$361,354
	DEPRECIATION	\$60,000	\$60,000	\$60,000	\$60,000	\$60,000	\$300,000
	GOLF COURSE RESERVE REDUCTION / INCREASE	\$28,954	\$11,000	\$37,000	\$5,000	(\$20,600)	\$61,354
	TOTAL	\$88,954	\$71,000	\$97,000	\$65,000	\$39,400	\$361,354
	Beginning Balance	\$49,140	\$20,186	\$9,186	(\$27,814)	(\$32,814)	
	Required for Capital Expenditures	\$28,954	\$11,000	\$37,000	\$5,000	(\$20,600)	
	Estimated Balance	\$20,186	\$9,186	(\$27,814)	(\$32,814)	(\$12,214)	

**CITY OF YANKTON**  
**FIVE YEAR CAPITAL IMPROVEMENT PLAN**

DEPARTMENT	DESCRIPTION	2011	2012	2013	2014	2015	TOTAL
<b>YANKTON HIGH SCHOOL and SUMMIT ACTIVITIES CENTER</b> 203.203.xxx 506.571.350	MISC REPAIRS (100c - CITY SHARE)	\$15,000	\$15,000	\$15,000	\$15,000	\$15,000	\$75,000
	REPLACE POOL MUSHROOM (11s/89c)	\$0	\$0	\$12,000	\$0	\$0	\$12,000
	REPLACE WATER BASKETBALL HOOPS - 3 (11s/89c)	\$0	\$3,000	\$0	\$0	\$3,000	\$6,000
	REPLACE PULSAR UNIT - CHLORINE (11s/89c)	\$0	\$5,000	\$0	\$0	\$0	\$5,000
	POOL DECK FURNITURE (11s/89c)	\$0	\$1,000	\$0	\$0	\$1,000	\$2,000
	POOL VACUUM (11s/89c)	\$0	\$0	\$5,000	\$0	\$0	\$5,000
	FITNESS EQUIPMENT (50s/50c) 203.203.350	\$10,065	\$10,000	\$12,000	\$12,000	\$12,000	\$56,065
	CONFERENCE TABLES (50s/50c)	\$0	\$0	\$0	\$2,000	\$0	\$2,000
	REPLACE LOUNGE FURNITURE (50s/50c)	\$0	\$1,000	\$0	\$0	\$0	\$1,000
	ACCESS ROAD IMPROVEMENTS (60s/40c)	\$200,000	\$0	\$0	\$0	\$0	\$200,000
	ADA SIDEWALK (60s/40c)	\$0	\$0	\$65,000	\$0	\$0	\$65,000
	LANDSCAPING (60s/40c)	\$13,000	\$1,000	\$1,000	\$1,000	\$1,000	\$17,000
	N 40 TRAIL, LIGHTS (60s/40c)	\$0	\$0	\$0	\$0	\$60,000	\$60,000
	RESTRIPE PARKING LOTS (60s/40c)	\$3,500	\$3,500	\$3,500	\$3,500	\$0	\$14,000
	CONCRETE PARKING LOT (60s/40c)	\$0	\$100,000	\$0	\$0	\$0	\$100,000
GYM FLOORS (85s/15c)	\$0	\$0	\$90,000	\$0	\$0	\$90,000	
<hr style="border-top: 1px dashed black;"/>							
	NEW & REPLACEMENT INSTRUCTIONAL EQUIP (100s)	\$35,000	\$35,000	\$35,000	\$0	\$0	\$105,000
	UPGRADE TECHNOLOGY (100s)	\$62,000	\$62,000	\$62,000	\$0	\$0	\$186,000
	CLASSROOM FURNITURE (100s)	\$15,000	\$15,000	\$15,000	\$0	\$0	\$45,000
	SCIENCE EQUIPMENT UPGRADE	\$18,000	\$18,000	\$18,000	\$0	\$0	\$54,000
	RIGGING THEATER INSPECTION (100s)	\$0	\$2,500	\$2,500	\$0	\$0	\$5,000
	REPLACE PORTABLE WALL (100s)	\$0	\$10,000	\$10,000	\$0	\$0	\$20,000
	CAFETERIA TABLE / CHAIR REPLACEMENT - 400 CHAIRS & 28 TABLES (100s)	\$0	\$44,500	\$44,500	\$0	\$0	\$89,000
	LIBRARY BOOKS (100s)	\$7,200	\$7,200	\$7,200	\$0	\$0	\$21,600
	<b>TOTAL</b>	<b>\$378,765</b>	<b>\$333,700</b>	<b>\$397,700</b>	<b>\$33,500</b>	<b>\$92,000</b>	<b>\$1,235,665</b>
	GENERAL	\$5,033	\$5,000	\$6,000	\$6,000	\$6,000	\$28,033
	CAPITAL IMPROVEMENT SALES TAX	\$101,600	\$65,310	\$71,430	\$17,800	\$42,960	\$299,100
	YANKTON SCHOOL DISTRICT	\$272,133	\$263,390	\$320,270	\$9,700	\$43,040	\$908,533
	<b>TOTAL</b>	<b>\$378,765</b>	<b>\$333,700</b>	<b>\$397,700</b>	<b>\$33,500</b>	<b>\$92,000</b>	<b>\$1,235,665</b>

s = Yankton Public School District  
c = City of Yankton

**CITY OF YANKTON**  
**FIVE YEAR CAPITAL IMPROVEMENT PLAN**

DEPARTMENT	DESCRIPTION	2011	2012	2013	2014	2015	TOTAL
<b>SPECIAL CAPITAL IMPROVEMENT TAX</b>	PROFESSIONAL SERVICES	\$835	\$835	\$835	\$835	\$0	\$3,340
<b>506.xxx.xxx</b>	SUMMIT ACTIVITIES CENTER CAPITAL IMPROVEMENTS (506.571.350)	\$101,600	\$65,310	\$71,430	\$17,800	\$42,960	\$299,100
	OPEN ASPHALT / CONCRETE (506.572.376)	\$500,000	\$500,000	\$500,000	\$500,000	\$500,000	\$2,500,000
	DOWNTOWN IMPROVEMENTS (506.572.389)	\$140,000	\$698,000	\$400,000	\$0	\$0	\$1,238,000
	4TH STREET RECONSTRUCTION	\$0	\$0	\$50,000	\$662,000	\$0	\$712,000
	STREET CONSTRUCTION / ADA (506.572.390)	\$75,000	\$75,000	\$75,000	\$75,000	\$75,000	\$375,000
	TRANSFER TO 501 - GEHL DRIVE NORTH MATCH (506 572 588)	\$0	\$0	\$0	\$0	\$250,000	\$250,000
	SPECIAL ASSESSMENT PROJECTS - CITY'S PARTICIPATION	\$2,512	\$23,701	\$579,490	\$1,068,428	\$0	\$1,674,131
	TRANSFER TO BRIDGE & ST. FOR CITY SHARE (506.572.626)	\$92,115	\$101,602	\$168,602	\$28,602	\$48,602	\$439,523
	STORM SEWER CONSTRUCTION (506.573.390)	\$12,000	\$12,000	\$12,000	\$12,000	\$12,000	\$60,000
	TRANSFER TO MARNE CREEK (506.573.623)	\$156,766	\$60,000	\$110,000	\$60,000	\$60,000	\$446,766
	PERMANENT PAVEMENT MARKINGS & REFLECTIVE SIGNAGE (506.574.373)	\$60,000	\$80,000	\$80,000	\$80,000	\$80,000	\$380,000
	DOWNTOWN ALLEYS / CITY PARKING LOTS (506.574.381)	\$85,000	\$85,000	\$85,000	\$85,000	\$85,000	\$425,000
	27TH STREET, BROADWAY TO DOUGLAS	\$0	\$0	\$0	\$0	\$858,000	\$858,000
	CRUSHED SALVAGE CONCRETE (506.574.390)	\$0	\$200,000	\$0	\$200,000	\$0	\$400,000
	8TH STREET - SUMMIT TO WCLR PEDESTRIAN ACCESS (506.574.398)	\$148,000	\$0	\$0	\$0	\$0	\$148,000
	RIVERSIDE DR., BROADWAY TO GREEN	\$0	\$410,000	\$0	\$0	\$0	\$410,000
	EAST 21ST STREET EXTENSION - DRAINAGE & GRADING / PAVING	\$0	\$0	\$0	\$625,000	\$1,240,000	\$1,865,000
	BILL BAGS ROAD EXTENSION	\$0	\$22,000	\$415,000	\$0	\$0	\$437,000
	CEDAR RR CROSSING IMPROVEMENTS (OUR SHARE ONLY)	\$5,500	\$0	\$0	\$0	\$0	\$5,500
	PARK STREET, 8TH TO 10TH	\$0	\$80,000	\$0	\$300,000	\$0	\$380,000
	PENINAH, NORTH OF 31ST	\$531,000	\$0	\$0	\$0	\$0	\$531,000
	ROW ACQUISITION (STIP)	\$145,000	\$0	\$0	\$0	\$0	\$145,000
	15TH STREET, WHITING TO BURLEIGH (STIP)	\$0	\$1,212,000	\$0	\$0	\$0	\$1,212,000
	SUMMIT STREET, 9TH TO 15TH (STIP)	\$0	\$1,140,000	\$0	\$0	\$0	\$1,140,000
	DOUGLAS, 23RD TO 25TH (STIP)	\$0	\$535,000	\$0	\$0	\$0	\$535,000
	LOCUST, 4TH TO 8TH	\$435,000	\$0	\$0	\$0	\$0	\$435,000
	MULBERRY, 21ST TO DONHOE	\$0	\$0	\$1,092,000	\$0	\$0	\$1,092,000
	8TH STREET, BURLEIGH TO FERDIG	\$0	\$876,000	\$0	\$0	\$0	\$876,000



**CITY OF YANKTON**  
**FIVE YEAR CAPITAL IMPROVEMENT PLAN**

DEPARTMENT	DESCRIPTION	2011	2012	2013	2014	2015	TOTAL
<b>SPECIAL CAPITAL IMPROVEMENT TAX</b>	DOUGLAS, 25TH TO 350' N OF ANNA	\$0	\$514,000	\$0	\$0	\$0	\$514,000
<b>506.xxx.xxx</b>	31ST STREET PEDESTRIAN ENHANCEMENTS - PROJECT DEVELOPMENT	\$0	\$25,000	\$0	\$0	\$0	\$25,000
	NORTH BROADWAY SUBDIVISION	\$0	\$160,000	\$0	\$0	\$0	\$160,000
	<b>31ST STREET LIGHTING PROJECT</b>	\$50,000	\$0	\$0	\$0	\$0	\$50,000
	21ST STREET, PENINAH TO VALLEY ROAD	\$152,000	\$0	\$0	\$0	\$0	\$152,000
	PICOTTE, 4TH TO 6TH	\$295,000	\$0	\$0	\$0	\$0	\$295,000
	3RD STREET, GREEN TO HWY 81	\$0	\$390,000	\$0	\$0	\$0	\$390,000
	BILL BAGS ROAD, HWY 50 TO ALUMAX ROAD (W/COUNTY)	\$0	\$657,000	\$0	\$0	\$0	\$657,000
	5TH STREET, DOUGLAS TO HWY 81	\$0	\$0	\$410,000	\$0	\$0	\$410,000
	ALUMAX ROAD, WHITING DRIVE TO RR	\$0	\$0	\$256,000	\$0	\$0	\$256,000
	23RD STREET, DOUGLAS TO MULBERRY	\$0	\$0	\$0	\$490,000	\$0	\$490,000
	8TH STREET, LINN TO SUMMIT	\$0	\$0	\$0	\$1,200,000	\$0	\$1,200,000
	WCLR, 9TH TO 31ST (W/COUNTY)	\$0	\$300,000	\$300,000	\$460,000	\$0	\$1,060,000
	21ST STREET, RR CROSSING (OUR SHARE ONLY)	\$0	\$0	\$0	\$0	\$12,000	\$12,000
	PENINAH, 21ST TO AIRPORT ENTRANCE	\$0	\$0	\$0	\$0	\$660,000	\$660,000
	5TH STREET, BURLEIGH TO MULBERRY	\$0	\$0	\$0	\$0	\$290,000	\$290,000
	<b>TOTAL</b>	\$2,987,328	\$8,222,448	\$4,605,357	\$5,864,665	\$4,213,562	\$25,893,360
	CAPITAL IMPROVEMENT SALES TAX	\$2,987,328	\$5,410,448	\$4,219,357	\$5,478,665	\$3,827,562	\$21,923,360
	CAPITAL IMPROVEMENT SALES TAX (YEARLY REVENUE)	\$2,336,668	\$2,406,768	\$3,172,421	\$3,267,594	\$3,365,622	\$14,549,072
	CAPITAL IMPROVEMENT SALES TAX (FUND BALANCE SPENT)	\$650,660	\$3,003,680	\$1,046,936	\$2,211,071	\$461,940	\$7,374,288
	CAPITAL IMPROVEMENT SALES TAX (FUND BALANCE YEAR END)	\$3,204,962	\$201,282	(\$845,654)	(\$3,056,725)	(\$3,518,666)	
	FEDERAL AID URBAN FUNDS	\$0	\$2,812,000	\$386,000	\$386,000	\$386,000	\$3,970,000
	<b>TOTAL</b>	\$2,987,328	\$8,222,448	\$4,605,357	\$5,864,665	\$4,213,562	\$25,893,360
<b>SPECIAL ASSESSMENT PROJECTS</b>	ALLEY	\$35,000	\$35,000	\$0	\$0	\$0	\$70,000
<b>504.xxx.xxx</b>	DOUGLAS (ANNA TO 31ST) (506.572.386)	\$0	\$0	\$880,000	\$0	\$0	\$880,000
	15TH STREET (SUMMIT TO WCLR) (CITY SHARE \$178,932 & \$125,460)	\$5,300	\$50,000	\$50,000	\$2,254,000	\$0	\$2,359,300
	<b>TOTAL</b>	\$40,300	\$85,000	\$930,000	\$2,254,000	\$0	\$3,309,300
	CAPITAL IMPROVEMENT SALES TAX (CITY'S SHARE OF PROJECT)	\$2,512	\$23,701	\$579,490	\$1,068,428	\$0	\$1,674,131
	SCHOOL DISTRICT ASSESSMENT	\$912	\$8,605	\$8,605	\$387,913	\$0	\$406,036
	LOAN / BOND / PROCEEDS / INFRASTRUCTURE IMPROVEMENT	\$36,876	\$52,694	\$341,905	\$797,659	\$0	\$1,229,134
	<b>TOTAL</b>	\$40,300	\$85,000	\$930,000	\$2,254,000	\$0	\$3,309,300
<b>CENTRAL GARAGE</b>	VEHICLE WASH FACILITY	\$0	\$0	\$0	\$106,000	\$0	\$106,000
<b>801.801.xxx</b>	FUELING SYSTEM UPGRADE	\$60,000	\$0	\$0	\$0	\$0	\$60,000
	HYDRAULIC JACKS	\$2,000	\$0	\$0	\$0	\$0	\$2,000
	PLUMBING AND FLOOR REPLACEMENT	\$0	\$0	\$0	\$50,000	\$0	\$50,000
	FENCING AND GATE REPLACEMENT	\$0	\$0	\$23,000	\$0	\$0	\$23,000
	HOIST	\$14,000	\$0	\$0	\$0	\$0	\$14,000
	PAINTING & LANDSCAPING	\$0	\$7,500	\$0	\$0	\$0	\$7,500
	REHAB WINDOWS, DOORS AND INTERIOR	\$0	\$15,000	\$0	\$0	\$0	\$15,000
	ELECTRIC GEN SET	\$0	\$0	\$0	\$0	\$65,000	\$65,000
	ROOF REPLACEMENT	\$0	\$0	\$0	\$0	\$81,000	\$81,000
	<b>TOTAL</b>	\$76,000	\$22,500	\$23,000	\$156,000	\$146,000	\$423,500
	CENTRAL GARAGE / INTERNAL SERVICE REVENUE FUND	\$76,000	\$22,500	\$23,000	\$156,000	\$146,000	\$423,500

**CITY OF YANKTON**  
**FIVE YEAR CAPITAL IMPROVEMENT PLAN**  
**REVENUE SUMMARY**

REVENUE SOURCES	2011	2012	2013	2014	2015
GENERAL FUND	\$2,117,922	\$909,583	\$1,985,533	\$2,932,183	\$1,592,401
YANKTON COUNTY	\$57,577	\$59,377	\$381,877	\$61,627	\$48,745
YANKTON RURAL FIRE ASSOCIATION	\$0	\$0	\$0	\$0	\$0
SPECIAL ASSESSMENT / OPT OUT FUND	\$190,232	\$190,232	\$190,232	\$190,232	\$190,232
BRIDGE & STREET FUND	\$27,885	\$21,398	\$21,398	\$21,398	\$21,398
BOND PROCEEDS	\$36,876	\$52,694	\$4,341,905	\$797,659	\$3,100,000
FEDERAL AID	\$681,473	\$3,694,218	\$1,383,500	\$1,079,500	\$2,381,000
SRF LOANS - FEDERAL	\$1,000,000	\$1,600,000	\$13,900,000	\$0	\$0
RD LOANS - FEDERAL	\$0	\$0	\$0	\$0	\$0
STATE AID	\$117,471	\$55,600	\$169,000	\$27,600	\$40,000
E911 FUNDS	\$0	\$0	\$0	\$0	\$0
WASTEWATER UTILITY REVENUE	\$327,200	\$335,200	\$90,700	\$80,200	\$3,982,450
PRIVATE DONATIONS	\$0	\$0	\$0	\$0	\$0
PARK IMPROVEMENTS FUND	\$0	\$0	\$0	\$0	\$0
WATER UTILITY REVENUE	\$670,905	\$1,145,000	\$1,725,000	\$768,200	\$271,500
SOLID WASTE REVENUE	\$30,000	\$40,000	\$115,000	\$0	\$0
JOINT POWERS REVENUE	\$251,807	\$125,414	\$119,021	\$357,021	\$119,021
GOLF COURSE REVENUE	\$28,954	\$11,000	\$37,000	\$5,000	(\$20,600)
INTERDEPARTMENTAL LOAN	\$0	\$0	\$0	\$0	\$0
CAPITAL IMPROVEMENT SALES TAX	\$3,340,322	\$5,661,060	\$5,148,879	\$6,653,494	\$3,979,124
TRANSFER OUT OF PUBLIC IMPROVEMENT	\$0	\$0	\$0	\$0	\$0
TRANSFERS OUT OF 2ND PENNY	\$0	\$0	\$0	\$0	\$0
GOLF COURSE DEPRECIATION	\$60,000	\$60,000	\$60,000	\$60,000	\$60,000
CENT. GARAGE/INT. SERVICE REV.	\$76,000	\$22,500	\$23,000	\$156,000	\$146,000
HIGH SCHOOL/ACTIVITIES CENTER	\$273,045	\$271,995	\$328,875	\$397,613	\$43,040
SENIOR CITIZENS CENTER	\$2,637	\$2,637	\$2,637	\$2,637	\$0
LAND SALES	\$0	\$0	\$0	\$0	\$0
<b>TOTAL</b>	<b>\$9,290,304</b>	<b>\$14,257,908</b>	<b>\$30,023,556</b>	<b>\$13,590,364</b>	<b>\$15,954,311</b>

**CITY OF YANKTON**  
**FIVE YEAR CAPITAL IMPROVEMENT PLAN**  
**SUMMARY OF CAPITAL IMPROVEMENT EXPENDITURES BY DEPARTMENT**

<b>DEPARTMENT</b>	<b>2011</b>	<b>2012</b>	<b>2013</b>	<b>2014</b>	<b>2015</b>	<b>TOTAL</b>
CITY MANAGER'S OFFICE	\$1,000	\$1,000	\$1,000	\$1,000	\$1,000	\$5,000
FINANCE OFFICE	\$1,000	\$1,000	\$1,000	\$1,000	\$1,000	\$5,000
INFORMATION SERVICES	\$96,000	\$67,000	\$46,000	\$46,000	\$31,000	\$286,000
COMMUNITY DEVELOPMENT	\$0	\$1,900	\$50,000	\$1,000	\$0	\$52,900
POLICE DEPARTMENT	\$156,500	\$132,000	\$202,500	\$202,500	\$168,000	\$861,500
ANIMAL CONTROL	\$38,000	\$3,500	\$3,000	\$3,000	\$3,000	\$50,500
FIRE DEPARTMENT	\$996,325	\$314,232	\$728,732	\$1,328,232	\$455,732	\$3,823,253
CIVIL DEFENSE	\$10,000	\$2,750	\$0	\$0	\$0	\$12,750
ENGINEERING AND INSPECTION	\$2,500	\$14,000	\$3,000	\$23,000	\$23,000	\$65,500
STREET DIVISION	\$300,554	\$165,000	\$290,000	\$405,000	\$252,000	\$1,412,554
SNOW AND ICE REMOVAL	\$10,000	\$11,000	\$23,000	\$56,000	\$170,000	\$270,000
CITY HALL	\$2,500	\$21,500	\$97,000	\$136,500	\$122,500	\$380,000
TRAFFIC CONTROL	\$167,500	\$44,000	\$44,000	\$44,000	\$44,000	\$343,500
CHAN GURNEY AIRPORT	\$692,145	\$833,645	\$1,019,145	\$783,145	\$2,144,145	\$5,472,225
SENIOR CITIZENS CENTER	\$49,500	\$99,318	\$698,100	\$57,600	\$29,200	\$933,718
COMMUNITY LIBRARY	\$67,200	\$68,000	\$4,091,000	\$72,500	\$65,000	\$4,363,700
PARKS AND RECREATION	\$418,544	\$229,301	\$224,801	\$602,801	\$237,301	\$1,712,748
MEMORIAL POOL	\$13,000	\$2,000	\$9,000	\$39,000	\$3,102,000	\$3,165,000
MARNE CREEK	\$283,277	\$118,000	\$268,000	\$68,000	\$68,000	\$805,277
BRIDGE AND STREET CONSTRUCTION	\$120,000	\$123,000	\$190,000	\$50,000	\$70,000	\$553,000
WATER UTILITY	\$1,670,905	\$2,145,000	\$12,225,000	\$768,200	\$271,500	\$17,080,605
WASTEWATER UTILITY	\$327,200	\$935,200	\$3,490,700	\$80,200	\$3,982,450	\$8,815,750
CEMETERY	\$13,500	\$25,500	\$31,500	\$91,500	\$103,500	\$265,500
SOLID WASTE COLLECTION AND DISPOSAL	\$30,000	\$40,000	\$115,000	\$0	\$0	\$185,000
JOINT POWERS FUND	\$251,807	\$125,414	\$119,021	\$357,021	\$119,021	\$972,284
FOX RUN GOLF COURSE	\$88,954	\$71,000	\$97,000	\$65,000	\$39,400	\$361,354
HIGH SCHOOL/ACTIVITIES CENTER	\$378,765	\$333,700	\$397,700	\$33,500	\$92,000	\$1,235,665
SPECIAL CAPITAL IMPROVEMENT TAX	\$2,987,328	\$8,222,448	\$4,605,357	\$5,864,665	\$4,213,562	\$25,893,360
SPECIAL ASSESSMENT PROJECTS	\$40,300	\$85,000	\$930,000	\$2,254,000	\$0	\$3,309,300
CENTRAL GARAGE	\$76,000	\$22,500	\$23,000	\$156,000	\$146,000	\$423,500
<b>TOTAL</b>	<b>\$9,290,304</b>	<b>\$14,257,908</b>	<b>\$30,023,556</b>	<b>\$13,590,364</b>	<b>\$15,954,312</b>	<b>\$83,116,444</b>

