

CITY OF YANKTON

ADOPTED 2011
FISCAL BUDGET



CITY OF YANKTON
ADOPTED 2011 BUDGET

Table of Contents

Table of Contents _____ i
Budget Message, Budget Resolution and Appropriation Ord. _____ iii

CHARTS AND GRAPHS

Property Valuation and Mill Rates _____ 1a
Property Tax Mill Rate Comparison _____ 2a
City Property Tax Comparison _____ 3a
Capital Budget Summary _____ 4a
Organizational Chart _____ 5a
Budgeted Positions _____ 6a
Budget Overview _____ 7a
Property Tax Levies _____ 8a
Revenue by Sources _____ 9a
Expenditures by Type _____ 10a
Expenditures by Function _____ 11a
Billing and Administration _____ 12a
Calculation of Administration Charges to Enterprise _____ 13a
Value of Tax Dollar _____ 14a
Computation of Legal Debt Margin _____ 15a

GENERAL FUND

Analysis General Fund _____ 1
Revenues _____ 2
Expenditures by Activity
** Program sheets will be inserted according to activity.
City Commission _____ 4
City Manager _____ 5
City Attorney _____ 6
Finance Office _____ 7
Information Services _____ 8
Community Development _____ 9
Contingency Fund _____ 10
Police _____ 11
Animal Control _____ 12
Fire Department _____ 13
Civil Defense _____ 14
Public Works:
Engineering _____ 15
Street Division _____ 16
Snow and Ice Removal _____ 17
City Hall _____ 18
Traffic Control _____ 19
Chan Gurney Airport _____ 20

Special Appropriations _____	21
Culture – Recreation	
Senior Citizen Center _____	22
Community Library _____	23
Operating Transfers _____	24
Fund Summary _____	28
<u>SPECIAL REVENUE FUNDS</u>	
Parks and Recreation _____	29
Memorial Park Pool _____	31
Summit Activities _____	32
Marne Creek _____	34
Casualty Reserve _____	35
Bridge and Street _____	36
Lodging Sales Tax _____	37
Infrastructure Improvement _____	38
<u>CAPITAL PROJECTS</u>	
Public Improvements _____	39
Airport Capital _____	40
Park Capital _____	41
Infrastructure Imp. – Construction _____	42
Common Building Rebate _____	43
Special Capital Improvement _____	44
Tax Increment District #1 – Roads and Land _____	46
Tax Increment District #2 – Morgan Square _____	47
<u>PUBLIC ENTERPRISE</u>	
Water:	
Operations _____	48
Improvements and Extensions _____	51
Wastewater:	
Operations _____	54
Improvements and Extensions _____	56
Cemetery:	
Operations _____	58
Capital _____	61
Solid Waste Collection:	
Operations _____	62
Capital _____	65
Solid Waste Disposal and Recycling (Joint Powers):	
Operations _____	67
Capital _____	71
Golf Course:	
Operations _____	73
Improvements and Extensions _____	77
<u>INTERNAL SERVICE</u>	
Central Garage _____	79

City of Yankton



410 - 416 Walnut
P.O. Box 176
Yankton, South Dakota 57078-0176
Phone (605) 668-5221

July 28, 2010

Honorable Mayor Dave Knoff
Members of the Yankton City Commission
PO Box 176
Yankton SD 57078

Ladies and Gentlemen,

It is my pleasure to submit for your consideration the 2011 proposed budget for all municipal operations. This letter is intended to serve as the budget message for that proposal and outlines the nature of the \$37,098,722 budget plan for the coming year. This message is not intended to identify all the specifics of the 100+ page budget document, but rather provide a brief overview of the highlights of the recommended budget as they relate to fund levels, unique attributes impacting the budget, and significant budget related activities of the organization.

The budget document is a substantial policy and managerial tool that highlights the interaction between the staff and the governing body. Through the budget document, service levels are established, policy directions are initiated, and fiscal positioning is achieved. The budget is an effort in cooperation between the entities of the City and the public as a whole.

The 2011 budget development process continues to respond to the unstable environment that emerged in 2009 with a downturn in the national economy, impacting all levels of government. The new economic landscape has impacted government to such an extent that it has redefined the framework of government operations as municipal governments struggle to adjust to the dramatic changes in their economic environment. As with any change this significant, commentaries on this phase of history are labeling this period as the "New Normal," referencing the belief that government revenues will not rebound and the shifts and re-prioritizations that governmental bodies have undertaken will be a permanent state, rather than a temporary adjustment. Though it could be easy to argue that we have never faced a situation where all desires facing local government could be fiscally met, we are entering a period where justification of needs will be required at higher levels than in previous times. With that said, I am happy to present the 2011 proposed budget, comfortable in the allocation of funds, the expected service levels resulting from this funding distribution and the continuing preparation of community infrastructure into the future.

FACTORS IN THE LOCAL ECONOMY

As addressed in the introduction, Yankton's local economy has felt the impacts of the national economic downturn, though we have not faced the same level of fiscal challenges of other states. Popular sentiment references the lessened impact as a result of a Midwestern economy that has



EQUAL OPPORTUNITY EMPLOYER

been insulated to a certain degree from the coastal economies' downturn. While there are some structural differences that lend support for this belief, we have neighboring states that are facing dramatic downturns, including Wyoming, Montana and Idaho. Double digit sales tax decreases and drastic development reductions are leading municipalities in these states to make the same decisions faced by other regions of the nation. Naturally, this leads to the question, where is Yankton in respect to the "New Normal?"

While we have experienced changes in our economy, I believe the economic sectors (housing, energy and tourism) that have impacted our neighboring states have not impacted Yankton to the same degree. When assessing the strength of the economy, it is always wise to forecast the ability to replicate results in repeating years. As our tourism results of the previous year suggest, we remain a popular destination. While some will postpone high cost vacations in a volatile economy, our region provides a practical alternative that should maintain its ability to draw people to the area. Additionally, our housing sector appears to have remained strong, not becoming overbuilt, but continuing on a moderate pace more representative of actual demand.

Yankton appears to be maintaining its position as a regional center for economic activity. In 2009, we ended the year with an approximate 1.62% increase in sales tax. As most are aware, Yankton definitely benefited from the presence of employees of the pipeline in the summer of 2009. Due to this construction project, it is difficult to accurately forecast the 2010 and 2011 sales tax projections. As such, we are taking a conservative approach for 2010 by forecasting a zero percent increase for the year. For 2011, we are forecasting a 2% increase. At that time, fluctuations should smooth themselves out for stronger projections. Taking the conservative approach should yield results that are manageable within the framework of our budget and available resources.

Growth in property tax valuations uses the state formula which caps property tax increases at 3% or the Consumer Price Index, whichever is lower. (While we will have a modest increase in overall valuation based on growth, we will not be experiencing the normal increase as there will be no increase in addition to growth as the CPI in 2009 was below zero.) This will likely be only a one year experience as the CPI for 2010 is positive, hovering around 2%.

Building permits currently reflect an increase of \$3,000,000 in project valuation over this time last year. Much like last year, there are several substantial building projects that are driving the increase, which is a good indicator of continued investment in the community. With several additional projects preparing to go to construction, I anticipate the year end valuation to hold its increase, with a possible decrease in next year's activity.

Overall, we anticipate increasing growth in the local economy based on a rebound from the downturn. This path must be taken cautiously, however, as growth is likely to be slow, though consistent, as people act with caution in relation to housing and in the purchases of retail goods.

ACCOMPLISHMENTS IN 2009 AND 2010

As the 2011 budget is proposed, it is appropriate to return to recent municipal accomplishments. While the listed items are only a sample of the improvements being completed and respective municipal accomplishments, they do represent a concerted effort across departments for the improvement of services being offered by the City of Yankton.

- Ribbon cutting and occupation of new fire hall
- Completion of the Comfort Station at the Summit Activities Center
- Acquisition of the Grove Administration building as the new Park Shop
- Acquisition of funding for the development of the new composting program
- Completion of Apron and Taxiway projects at the Chan Gurney Airport
- Receiving the 2008 and 2009 South Dakota Airport of the Year Award
- Expansion of the Community Garden
- Development of the trail from 23rd Street to the Community Garden and Dog Park
- Expansion and enhancement of disc golf course at Memorial Park
- Involvement in the grant and incentive package for Dakota Trailer's expansion efforts
- Beginning of the rehabilitation of the Meridian Bridge to a pedestrian facility
- Re-configuration of 2nd Street as the first step in the re-development of the Downtown

PROPOSED 2011 BUDGET AT A GLANCE

The proposed 2011 City of Yankton operating budget reflects a total General Fund expenditure increase of 0.9% from the 2010 adopted budget.

Major highlights, conditions, and expectations of the proposed 2011 budget include the following:

- The proposed 2011 budget is based on service levels needed to accomplish the goals outlined in the budget for each department and balanced with available resources. As was the case with the 2009 budget, environmental pressures may demand a shift in the proposed allocations. However, the budget submitted at this time assumes and expects that revenues will be available to meet the spending plan submitted.
- The General Fund budget is developed with a budget to zero philosophy. Therefore, there is no dedicated reserve amount available for operations. While this budget method is a politically acceptable approach that establishes a resource base in accordance with current needs, it does, however, place an increased emphasis on budget certainty and rigid budget implementation and monitoring. Any change in economic conditions requires an immediate management response in order to achieve a year end positive balance.
- Sales tax revenue, the significant revenue source in the General Fund, is budgeted to remain flat between 2009 and 2010. In 2011, we are budgeting a 2% increase from 2010. Monitoring sales tax growth is a vital component of the budget implementation activities for the City of Yankton. We are highly dependent upon this revenue source and need to be cognizant of that aspect of local government finances. This emphasis is seen in other budget areas such as economic development expenditures and quality of life activities. The need to continue to enhance the desirability of Yankton remains to be a requirement for sustainability in good as well as in bad financial times. Balancing the aspects of the activities of local government needs to be done with the understanding that we are reliant upon sales tax and should keep that in mind as we establish the budget document for the upcoming year(s).

- Property tax revenues will increase slightly based on the legislated formula. The only increase we will see is based on growth in new construction and valuation, as the increase based on the CPI being zero in 2009.
- Increases are once again being recommended in the three main enterprise funds for the City. The increases are being proposed as part of a business plan model to overcome depreciation expenses that are traditionally neglected. Current analysis of the enterprise funds reveals potential shortfalls in the future. As such, staff is recommending increases in the Water, Wastewater, and Solid Waste funds in the amounts of 3% for each fund. This is a lower amount than previously proposed for these funds. Review of the water fund will allow a lower increase than previous years as we have established a rate structure appropriate for the projected improvements that are currently underway. As discussion continues into the future regarding a potential Water Treatment Plant, the rate structure will have to be reviewed more in-depth to assure we can meet the needs of that project. The other two enterprise funds are also being recommended with increases below previous years. The lower increase will allow some relief, yet allow for maintenance and completion of capital needs in each of these areas. Furthermore, developing a fund balance that draws interest while projects are being completed increases the resources through appropriate investing.
- Discussions held during the CIP sessions reflected a desire for comfort station improvements in Riverside Park. Several options to consider: 1) Continue with the plan to have it budgeted in the 2012 CIP as was discussed at the CIP session, 2) Remove capital items in the 2011 proposed capital plan to make room for the comfort station, or 3) Move the comfort station into the 2011 capital plan and fund with an internal lease. We are currently attempting to get general cost information and hope to have it available by the budget workshops in August.
- In preparation for activities and events associated with the Sesquicentennial Celebration, this year's budget includes \$40,000 in Commission Professional Services to assist in production activities. (Additionally, I propose spending up to \$100,000 from the BBB to assist with the celebration activities as there is a desire to center the weekend celebration around music activities. Although we may incur some up front costs, the events should have a financial benefit for the BBB fund in the form of sales in the community.) While other projects and events are still in development, it is anticipated that some of the general funds will be used more for such things as: assisting in the costs of production for the Dakota Theatre's performance of the Yankton Pageant and production costs associated with a publication memorializing the 150th event.
- Similar to the 2010 budget, significant infrastructure construction projects are being recommended in this year's proposed budget. The recommendation is to maintain levels of new construction related to infrastructure needs, and continue to improve the facilities available to the public. These projects include numerous street projects listed in the Capital Improvement Plan (CIP) and funded with the second penny sales tax. While the City of Yankton is facing revenue concerns, the continued establishment and funding of the CIP is a vital component to the budget process and produces results that benefit the community now and into the future.
- One time revenues realized in 2009 have had a substantial impact on the budget in 2010 and the development of 2011's budget. These revenues emerged from such items as a

lump sum payment from previously owed franchise fees and the reimbursement to the general fund for purchase of the land for the fire-hall.

- These one-time revenues have been used on the capital side of expenditures to prevent unsustainable growth on operational costs. Primarily, we have used this one-time funding to retire internal leases as much as four years in advance, paying off a total of \$160,000 on costs of leased equipment through 2013. Additionally, we have allocated funding for high cost equipment, such as the replacement fire apparatus, which was a funding concern in the 2010 budget.
- Personnel costs continue to increase, a scenario that is universal across municipal and private enterprise. Health care alone is projected to increase between 15% and 25% from the previous year. Distribution of this increase is spread between the City and employees in the same manner as was previously established in 2009's budget.
- Fuel costs are projected with a conservative nature, just as they were in 2010. With the unstable market in the energy sector, fuel is budgeted to ensure our operations will continue should a significant increase in costs develop.
- Funding for the seasonal employee in Community Development is continued in 2011. Though it is too early to analyze the effectiveness of this position in relation to the overall outcome of nuisance abatement, it is anticipated that the end result will justify the continued funding of this position.
- There are no new full-time positions added in the 2011 budget. Between pressures of rising costs in current personnel categories, including 2 additional positions on the health care plan with the designation of full-time employee, and the limited growth in sales tax revenues since 2008, the ability to add full-time positions to the workforce is restricted. Additionally, this budget doesn't call for reductions in workforce either as we have been able to maintain our staffing levels in the face of the depressed economy.
- As with the previous year's budget, community agency activities supported by the general fund are proposed to remain at the same level. Faced with the economic conditions and limitations on new revenues, it is not recommended to increase the level contributed from the general fund. Should the Commission desire to increase funding in this area, it is recommended to use the BBB fund. This strategy would not take the critical resources from general fund activities and the core services supported by it.

SPENDING LEVELS BY DEPARTMENT

The following table provides a comparison between the adopted budget for 2010 and the proposed budget for 2011 and the respective increases from the previous year. The table is included to demonstrate the funding levels for respective activity in this year's recommended budget as compared to the previous year. Changes may be indicative of large capital items, significant additions to department responsibilities, or other changes of operation and maintenance costs.

Table 1. Comparison Increase from Prior Year

	2010 Budget	2009-2010 % increase	2011 Recommended Budget	2010-2011 % Increase
Expenditures:				
General Government (Commission, Manager, Finance, Information Services)	\$1,092,496	-2.7%	\$1,128,437	3.3%
Police and Animal Control	\$2,848,910	0.2%	\$2,980,495	4.6%
Library	\$640,764	4.3%	\$644,786	0.6%
Community Development	\$274,843	NA	\$277,157	0.1%
Fire	\$1,316,914	41%	\$1,044,916	-20.7%
Parks and Recreation (General, SAC, Pool)	\$1,709,206	4.6%	\$1,711,451	0.01%
Public Services (Streets, Engineering, Traffic, Snow Removal)	\$2,489,160	-2.9%	\$2,710,782	8.9%
Solid Waste (operating expenditures)	\$779,674	3.7%	\$831,811	6.7%
Wastewater (operating expenditures)	\$2,813,024	0.6%	\$2,961,155	5.3%
Water (operating expenditures)	\$2,396,752	5.2%	\$2,484,936	3.7%

GENERAL FUND REVENUE

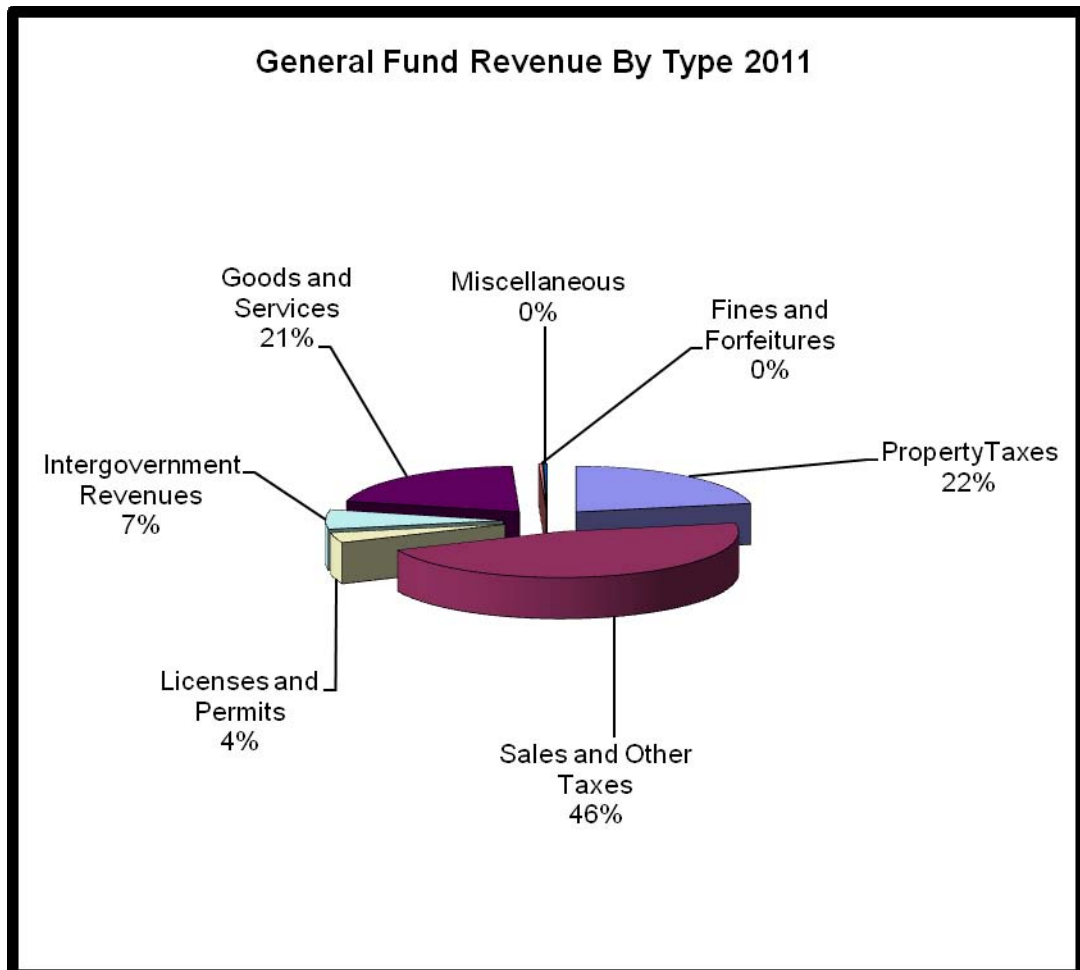
SALES AND USE TAX

Sales and use tax are projected to grow approximately 2% from 2010's estimate. The General Fund is projected to receive approximately \$3,876,000 from sales and use tax.

PROPERTY TAX

Property Tax revenues are projected to increase by approximately \$70,000 based on growth, discretionary formula, valuation changes, and other factors. There will be no inflationary increase this year due to legislative formula limiting it to the CPI, which in 2009 was negative. As such, the general fund is projected to receive approximately \$2,089,904 in property taxes.

General Fund Revenues by Percentage



UTILITY FUND REVENUES AND BALANCES

WATER FUND

Water fund revenue in metered sales is conservatively projected at \$2,976,390. This estimate is a slight increase over 2010 as we are proposing rate increase in response to inflationary pressures and capital replacement expectations. Projections are drawn from the estimates of 2010, perhaps reflecting the elasticity of water consumption during or in several wet years, and the conservation nature of our population. This is a condition we will want to continue to monitor over time.

Below is a breakdown of the proposed increase:

Water		3%			
	Minimum	Usage / 1,000	Use Charge	Bill	Increase
Old Rate	(Inc. 2,000) \$12.46	3,000 \$3.21	\$9.63	\$22.09	
New Rate	\$12.83	\$3.31	\$9.93	\$22.76	<u><u>\$0.67</u></u>

WASTEWATER FUND

Wastewater Fund revenues are projected at \$2,652,634, a slight increase from the previous year. As with the other enterprise funds, continued monitoring of the fund balance is necessary to ensure the City is taking a proactive approach to maintain fees at the appropriate level for maintenance related concerns. The balance in the wastewater fund has always been viewed as a strength within the enterprise despite the loss in operating income on an annual basis. As we prepare possible enhancements to the lift station system, this balance will be stressed and will require continued inflationary increases. As such, we are proposing a 3% increase this year to help mitigate the projected operating loss.

Below is a breakdown of the proposed increase:

Wastewater		3%			
	Minimum	Usage / 1,000	Use Charge	Bill	Increase
Old Rate	\$6.82	5,000 \$4.11	\$20.55	\$27.37	
New Rate	\$7.02	\$4.23	\$21.15	\$28.17	<u><u>\$0.80</u></u>

SOLID WASTE FUND

Solid Waste revenue for 2011 is projected at \$736,900. Again, the importance of correcting user fees is evident with this fund and its trend of a decreasing fund balance. With the proposed increase, we are projecting a year-end balance in 2011 of \$162,944, down from \$579,616 in 2008. The fund's decrease is due to capital purchases in 2010 of a compactor truck replacement and the composting project.

Below is a breakdown of the proposed increase:

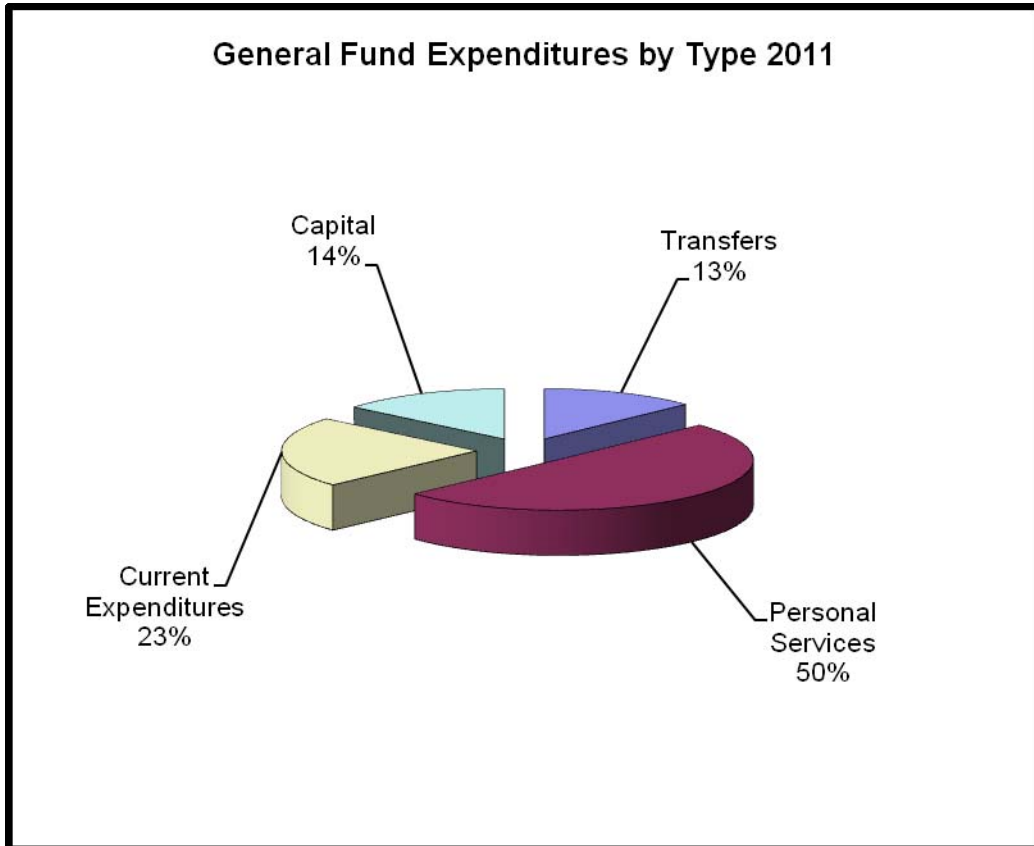
Solid Waste		3%			
	Minimum	Usage / 1,000	Use Charge	Bill	Increase
Old Rate	\$14.35	N/A	N/A	\$14.35	
New Rate	\$14.78	N/A	N/A	\$14.78	
					\$0.43

GENERAL FUND EXPENDITURES

GENERAL FUND

Expenditures in the General Fund are \$11,225,451. A 0.09% increase over the total expenditures adopted in the 2010 budget. Expenditure categories are broken down in the chart below.

Breakdown of General Fund Expenditures by Percentage



UTILITY FUND EXPENDITURES

WATER FUND

Water fund operating expenditures are recommended at \$2,484,936. Other expenditures, including capital and debt service are proposed to be \$2,705,567. These capital costs include a mixture of water main replacement projects that coincide with street replacement endeavors. Additionally, expenditures will be incurred for replacement projects within water treatment plant #2.

WASTEWATER FUND

Wastewater operating expenditures are recommended at \$2,961,155, a slight increase from the previous year. Other expenditures in the wastewater fund for 2011 are recommended at \$3,407,442, which includes capital and debt service. Items receiving appropriation include the flusher truck and potential improvements to the lift station system. With the recommended increase in rates, this fund will face a declining balance, falling to \$1,267,870, from the budgeted 2010 year-end balance of \$1,878,554.

SOLID WASTE FUND

Solid Waste operating expenditures are recommended at \$831,811. The big impact of capital expenditures in 2010 is driving the reduction in the Solid Waste Fund balance. With the purchase of the compactor truck and the compost system the estimated balance in 2011 is \$162,944.

PERSONNEL COMPENSATION AND BENEFITS PROPOSALS

As was stated earlier, no new full-time positions are being recommended in this proposed budget. As the City continues to grow and amenities are being added, manpower is an area that will need to be examined on an annual basis to ensure we are adequately staffed and are maximizing the resources that we do have.

Fluctuations in the CPI and economy make it difficult to define the intersection for a potential base salary adjustment six months prior to the beginning of the year. The CPI, as of this writing is approximately 2.0% (using the 12 month unadjusted- May 2010 to May 2009). It has always been my philosophy to use the CPI as a guiding standard for base adjustments. Last year we budgeted a 1% increase when the CPI was negative (-1.4% June 2009 to June 2008) in anticipation of future years' increases rising faster than we feel could be maintained with annual adjustments. This year it is recommended that we review the CPI and relevant indicators in the economy to determine the base adjustment at the time of implementation, typically in early December. It is anticipated that the CPI will be at a rate that requires some adjustment as was predicated with the decision making process last year. Waiting until the actual trend in sales tax for 2010 is established will be the as we could see considerable fluctuation due to the potential instability of the economy and variations with 2009 returns impacted by the pipeline construction project.

Funding is set aside to continue the annual 1 step increase for eligible employees. This plan would continue to bring them closer to the midpoint for their respective salary grade, a practice that has been in place for the past five years. The recommendation in this budget is to implement these increases to eligible employees. With all related personnel issues, we will make sure that we are in compliance with all respective labor laws as they relate to bargaining and the negotiation process

with the labor union, and do not implement anything that would be considered a violation of the labor negotiation process.

Health care increases are budgeted to rise for fiscal year 2011. Early indications are that actual increases in premiums will rise well into the double digits. We currently have a health insurance committee soliciting proposals and potential options or modifications. We anticipate this discussion continuing past the adoption of this budget as final selection of the health plan and the structure will come later in the fall.

CONCLUSION

The proposed budget was developed and is recommended as an appropriate use of the resources available to the City. 2009 and 2010 have been periods of conservative spending and careful program evaluation. What has not happened, for the good of the community, has been a failure to reinvest in the capital expenditures that are relied upon to provide services. Maintaining reliable equipment and resources has been the foundation in the development of the budget document. While these expenditures have been primary, they are not the only components of the budget. Significant infrastructure projects are proposed for 2011, including setting aside funding for downtown redevelopment, for which discussions are anticipated to occur this fall in anticipation of the completion of the Meridian Bridge conversion. Projects like this, though a challenge to complete, lead to the continued progress of the community and provide an increased quality of life characteristic for the City of Yankton that is important to continue to enhance.

With the rise and fall of the economic indicators over the past years, the 2011 budget has been developed in a fashion that will prepare the City for potential revenue uncertainties. With large capital expenditures set forth in the budget, pulling back on one or two respective items could provide the cushion that may be required at the end of the year to protect the financial stability of the fund balances. That being said, it is anticipated that the economy will continue on its recent trend upward with slow but steady growth. However, as has been the case in the past two years, monitoring of the economic trends will be continued throughout the year as the adopted budget is implemented.

In conclusion, I would like to personally thank Al Viereck and Duane Johnson. Their teamwork is not only demonstrated in the 2011 budget preparation, but also in the ongoing implementation and monitoring of the previously adopted budget. Appreciation is also extended to Administrative Secretary Colleen Bailey for her work in managing various issues that allowed for the development of this document. Additionally, I would like to acknowledge the efforts of the respective departments and the staff throughout the City. Programs are continually being monitored and adjusted in an effort to reach the objectives of the organization while operating in a revenue restricted environment. The employees of the City of Yankton have done an exceptional job in striving for an improved community through their collective efforts. With these acknowledgements, I present the proposed 2011 budget.

Respectfully,

A handwritten signature in cursive script that reads "Doug Russell".

Douglas R. Russell
City Manager

CITY OF YANKTON
ADOPTED 2011 BUDGET
Property Valuations & Mill Rate 1984-2010

Year Appraised	Real	Utilities	Total	Dollar Change	Percent Change	City Mill Rate \$ per M	Year Collected
1984	\$87,288,475	\$5,358,689	\$92,647,164	\$770,392	0.84%	7.66	1985
1985	\$88,207,887	\$5,537,357	\$93,745,244	\$1,098,080	1.19%	8.31	1986
1986	\$91,294,969	\$5,461,565	\$96,756,534	\$3,011,290	3.21%	8.43	1987
1987	\$92,462,000	\$5,429,093	\$97,891,093	\$1,134,559	1.17%	8.42	1988
1988	\$94,644,748	\$5,671,208	\$100,315,956	\$2,424,863	2.48%	8.51	1989
1989	\$192,437,666	\$13,130,433	\$205,568,099	\$105,252,143	104.92%	4.21	1990
1990	\$197,507,417	\$13,419,038	\$210,926,455	\$5,358,356	2.61%	4.20	1991
1991	\$260,014,829	\$10,676,335	\$270,691,164	\$59,764,709	28.33%	3.44	1992
1992	\$279,966,735	\$11,019,659	\$290,986,394	\$20,295,230	7.50%	3.42	1993
1993	\$301,183,271	\$11,718,889	\$312,902,160	\$21,915,766	7.53%	3.42	1994
1994	\$310,852,204	\$12,117,292	\$322,969,496	\$10,067,336	3.22%	2.89	1995
1995	\$306,421,285	\$12,917,642	\$319,338,927	(\$3,630,569)	-1.12%	2.76	1996
1996	\$321,228,758	\$14,469,427	\$335,698,185	\$16,359,258	5.12%	3.02	1997
1997	\$313,556,472	\$14,138,024	\$327,694,496	(\$8,003,689)	-2.38%	3.27	1998
1998	\$327,060,432	\$14,533,733	\$341,594,165	\$13,899,669	4.24%	3.26	1999
1999	\$364,893,860	\$15,694,761	\$380,588,621	\$38,994,456	11.42%	3.16	2000
2000	\$386,593,089	\$15,972,819	\$402,565,908	\$21,977,287	5.77%	3.13	2001
2001	\$374,030,545	\$16,757,990	\$390,788,535	(\$11,777,373)	-2.93%	3.22	2002
2002	\$393,290,557	\$17,104,726	\$410,395,283	\$19,606,748	5.02%	3.28	2003
2003	\$406,530,569	\$17,267,704	\$423,798,273	\$13,402,990	3.27%	3.30	2004
2004	\$426,336,173	\$17,267,704	\$443,802,128	\$20,003,855	4.72%	3.29	2005
2005	\$439,045,063	\$14,999,059	\$454,044,122	\$10,241,994	2.31%	3.26	2006
2006	\$451,460,316	\$15,332,732	\$466,793,048	\$12,748,926	2.81%	3.33	2007
2007	\$507,568,187	\$15,332,733	\$522,900,920	\$56,107,872	12.02%	3.31	2008
2008	\$592,113,910	\$13,669,173	\$605,783,083	\$82,882,163	15.85%	3.58	2009
2009	\$622,528,251	\$13,669,173	\$636,197,424	\$30,414,341	5.02%	3.51	2010
2010	\$640,890,967	\$13,669,173	\$654,560,140	\$18,362,716	2.89%	3.50	2011

Notes:

The 1984-1988 valuation reflects 50% of full and true value as set by the Yankton County Board of Equalization.

The 1989 valuation reflects 100% of full and true values as required by State Law.

The 1991 valuation represents a mass reappraisal.

The 1996 valuation reflects 91.7% for owner-occupied and 88.3% for ag.

The 1997 valuation reflects 85% for both ag and owner-occupied.

The 1998 valuation reflects 86% for owner-occupied and 88% for ag.

The 1999 valuation reflects 94.3% for ag and 89.4% for owner-occupied.

The 2000 valuation reflects 98.2% for ag and 89.6% for owner-occupied.

The 2001 valuation reflects 91% for ag and 87.9% for owner-occupied.

The 2002 valuation reflects 92.6% for ag and 89.7% for owner-occupied.

The 2003 valuation reflects 96.6% for ag and 89.8% for owner-occupied.

The 2004 valuation reflects 91.8% for ag and 92.7% for owner-occupied.

The 2005 valuation reflects 88.5% for ag and 92.0% for owner-occupied.

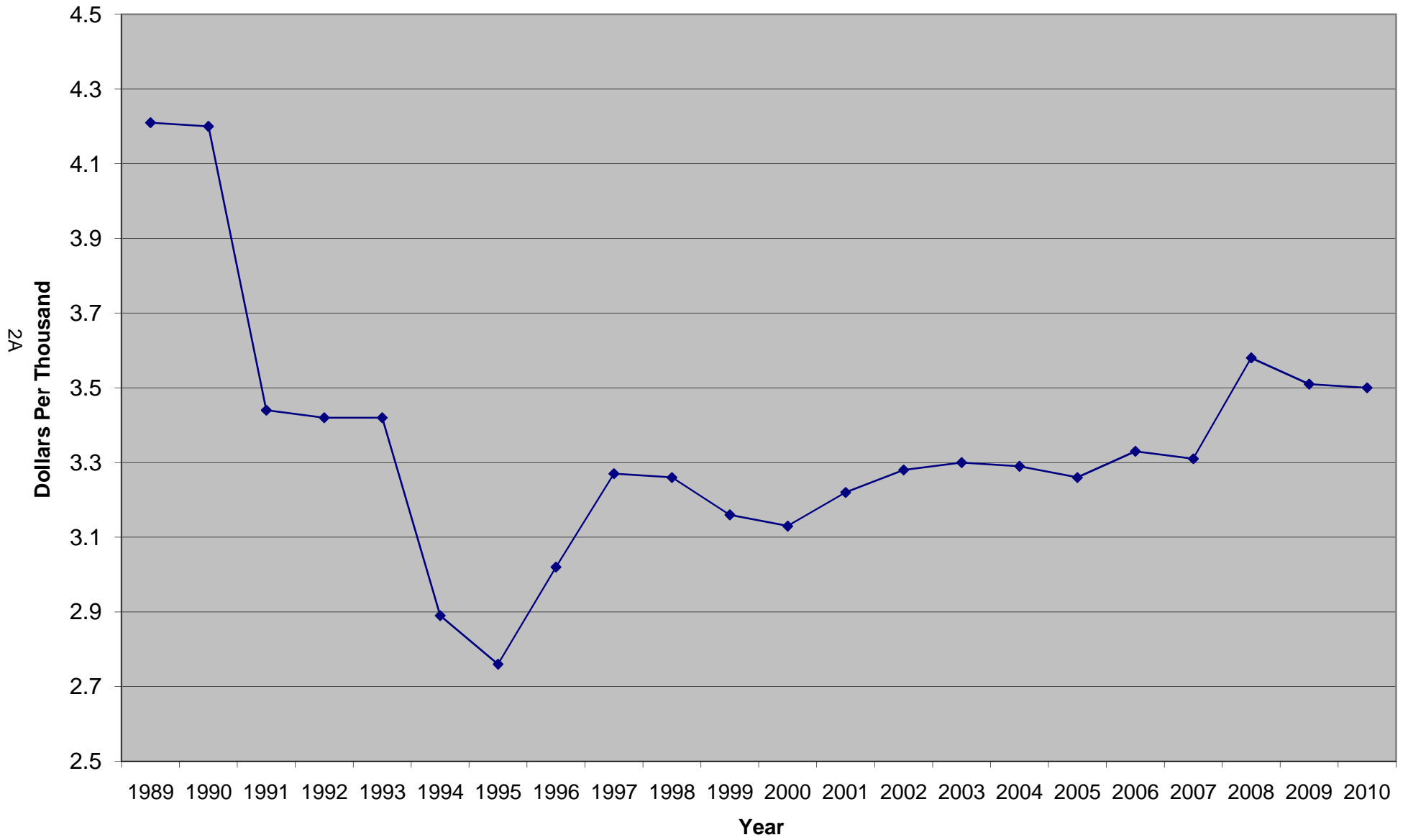
The 2006 valuation reflects 89.1% for ag and 91.7% for owner-occupied.

The 2007 valuation reflects 99.1% for ag and 91.7% for owner-occupied.

The 2008 valuation reflects 93.6% for ag and 90.8% for owner-occupied.

The 2009 valuation reflects 85% for ag and 88.6% for owner-occupied.

**2011 Adopted Budget
Mill Levy Trend**



CITY OF YANKTON

ADOPTED 2011 BUDGET

City Property Tax Comparison

Retail Home Value	Amount of City 2009 Tax Levy 3.51 MILLS	Amount of City 2010 Tax Levy 3.5 MILLS	Change in Property Tax
\$45,000	\$143.42	\$139.55	(\$3.87)
\$50,000	\$159.35	\$155.05	(\$4.30)
\$55,000	\$175.29	\$170.56	(\$4.73)
\$60,000	\$191.22	\$186.06	(\$5.16)
\$70,000	\$223.10	\$217.07	(\$6.03)
\$75,000	\$239.03	\$232.58	(\$6.46)
\$80,000	\$254.97	\$248.08	(\$6.89)
\$85,000	\$270.90	\$263.59	(\$7.32)
\$90,000	\$286.84	\$279.09	(\$7.75)
\$95,000	\$302.77	\$294.60	(\$8.18)
\$100,000	\$318.71	\$310.10	(\$8.61)

NOTE: 2009 Valuations reflected at: 90.8%
2010 Valuations reflected at: 88.6%

CITY OF YANKTON

Adopted 2011 Budget Capital Budget Summary

Fund	Description	New	Replacement	Capital	Total
GENERAL (101)					
City Manager's Office					
102 350	Office Furniture		\$1,000		\$1,000
Finance					
104 350	Office Furniture		\$1,000		\$1,000
Information Services					
105 350	Server & Computer Lease #1		\$25,000		
105 350	Office Furniture & Equipment		\$1,000		
105 350	Plotter / Printer Replacement		\$2,000		
105 350	Technology Equipment		\$1,000		
105 350	Software Upgrade / Maintenance		\$2,000		
					\$31,000
Community Development					
106 350	Office Furniture / Equipment		\$0		\$0
Police					
111 350	Range Upgrade		\$2,000		
111 350	Vehicle Replacements		\$100,000		
111 350	Protective Vests		\$7,000		
111 350	K-9 UNIT		\$0		
111 350	Special Response Team Equipment		\$5,000		
111 350	Shotguns		\$5,000		
111 350	Tasers		\$2,000		
111 350	Video Camera And Recorder-Patrol Cars		\$8,000		
111 350	Portable Radios		\$9,000		
111 350	In Car Computers		\$5,000		
111 350	Replace Radar		\$5,000		
111 350	Furniture		\$2,500		
111 350	Teletype		\$3,000		
111 350	Detective Equipment		\$3,000		
					\$156,500
Animal Control					
113 350	Shelter Renovation		\$3,000		
113 350	Pickup Truck		\$35,000		
					\$38,000
Fire					
114 321	2nd Station Debt Service		\$190,232		
114 350	Replace Engine 3 - 1982		\$400,000		
114 350	Cyclical Replacement of Personal Protective Equipment		\$7,000		
114 350	Cyclical Replacement of of Fire Hose		\$3,000		
114 350	Cyclical Replacement of Pagers		\$2,000		
114 350	Fire Grant Equipment (95/5)		\$100,000		
					\$702,232
Civil Defense					
115 350	New Warning Siren - (City Hall)		\$10,000		
					\$10,000

CITY OF YANKTON

Adopted 2011 Budget Capital Budget Summary

Fund	Description	New	Replacement	Capital	Total
Engineering and Inspection					
122 350	Furniture & Office Equipment		\$2,500		\$2,500
Streets					
123 350	Replace Rubber Tire Roller		\$95,000		
123 350	Replace Loader		\$170,000		
123 350	Crew Cab Replacement		\$40,000		
					\$305,000
Snow & Ice					
123 350	Replace Snow Plows		\$10,000		
					\$10,000
City Hall					
125 301	Carpet Replacement		\$1,500		
125 301	Security System		\$5,000		
125 350	Lawn Care Equipment and Landscaping		\$1,000		
					\$7,500
Traffic Control					
126 350	New Street Lights / Detector Loops & Circuits		\$4,500		
126 350	School Crossings		\$2,000		
126 350	Street Lighting Replacement		\$10,000		
126 350	Truck With Aerial Basket		\$131,000		
126 350	Signal System Upgrades/Replacement		\$20,000		
					\$167,500
Chan Gurney Airport					
127 320	Hanger		\$34,145		
					\$34,145
Senior Citizens Center					
141 301	Concrete Replacement		\$1,000		
141 301	Carpet		\$3,000		
141 301	Window Replacement		\$1,000		
141 301	Ceiling Tire		\$2,600		
141 301	Landscaping		\$1,000		
141 301	Parking Lot Repair/Chip Seal		\$1,000		
141 301	Hot Water Heater		\$2,000		
141 350	Tables & Chairs		\$1,000		
141 431	Building Addition - Debt Service		\$36,900		
					\$49,500
Library					
142 340	New Books		\$47,000		
142 342	Audio Visual Materials		\$9,200		
					\$56,200

CITY OF YANKTON

Adopted 2011 Budget Capital Budget Summary

Fund	Description	New	Replacement	Capital	Total
Parks and Recreation (201)					
201 301	Landscaping		\$5,000		
201 350	Lawn Mowers		\$15,000		
201 350	Shop Equipment		\$1,000		
201 350	Lawn Care Equipment		\$3,000		
201 350	Trucks		\$25,000		
201 350	Park Furniture		\$5,000		
					\$54,000
Memorial Park Pool (202)					
202 350	Diving Board		\$4,000		
202 350	Shade Features		\$7,000		
202 350	Furniture Replacement		\$2,000		
					\$13,000
High School/Summit Activities Center (203)					
203 350	Fitness Equipment (50s/50c)		\$10,000		
203 350	TV's for Cardio (50s/50c)		\$2,000		
					\$12,000
Marne Creek (204)					
204 310	Land Acquisition		\$30,000		
204 320	Maintenance Trail Construction		\$80,000		
204 320	Trails Construction - RR Bridge Underpass		\$127,530		
204 321	Directional Signage		\$7,000		
204 350	Lawn Care Equipment		\$15,000		
					\$259,530
Bridge and Street (207)					
221 223	Paint Bridges		\$50,000		
221 301	Road Materials		\$50,000		
221 391	Pine Street Bridge Refurbishment		\$63,000		
					\$163,000
Airport Capital (502)					
511 397	Reconstruct Apron (3% City / 2% State)		\$80,000		
					\$80,000
Parks & Recreation Capital (503)					
541 321	Memorial Park Improvements - BB/Horshoe Poles		\$10,000		
544 320	Riverside Park - Dakota Capital Shingles		\$10,000		
548 321	Park Shop		\$29,088		
548 322	Sidewalks in Parks		\$8,500		
549 321	Park Signs		\$3,000		
					\$60,588
Special Assessment Projects (504)					
581 392	Alley, 13th to 14th Between Pearl & Mulberry		\$35,000		
581 395	15th Street (Summit to WCLR)		\$326,000		
					\$361,000
SPECIAL CAPITAL IMPROVEMENT (506)					
Summit Activities Center Building Construction (SAC) (571)					
571 350	Misc Repairs (100c)		\$15,000		
571 350	Landscaping (60s/40c)		\$13,000		
571 350	Restripe Parking Lots (60s/40c)		\$3,500		
571 350	Access Road Improvements (60s/40c)		\$200,000		
					\$231,500

CITY OF YANKTON

Adopted 2011 Budget Capital Budget Summary

Fund	Description	New	Replacement	Capital	Total
Street Reconstruction (506)					
572 374	Summit Street, 9th to 15th (STIP)		\$818,000		
572 375	15th Street, Whiting to Burleigh (STIP)		\$932,000		
572 376	Open Asphalt		\$500,000		
572 389	Downtown Improvements		\$838,000		
572 390	Street Construction		\$75,000		
572 392	Picotte, 4th to 6th		\$295,000		
572 393	8th St - Summit to WCLR, Pedestrian Access		\$148,000		
572 394	Riverside Dr, Broadway to Green		\$410,000		
572 395	4th Street Reconstruction		\$662,000		
572 397	Locust, 4th to 8th		\$670,000		
572 656	Special Assessment Projects City's Participation		\$189,529		
572 626	Transfer to Bridge & Street		\$141,602		
574 373	Permanent Pavement Markings		\$60,000		
574 381	Downtown Alleys		\$85,000		
574 388	Park Street, 8th to 10th		\$80,000		
574 392	21st Street, Peninah to Valley Road		\$264,000		
574 398	Peninah, North of 31st		\$351,000		
574 399	Douglas, 23rd to 25th (STIP)		\$350,000		
					\$6,869,131
Storm Sewer (506)					
573 390	Storm Sewer Construction		\$12,000		
573 623	Transfer to Marne Creek		\$133,019		
					\$145,019
Water Utilities (602)					
602 301	Booster Station - Shingle		\$6,000		
604 301	CO Control Plant #2		\$25,000		
602 301	AC Plant #2		\$4,000		
602 301	Lime Feeder Plant #2		\$25,000		
602 301	Roof Repair #1		\$20,000		
602 335	9th Street, Picotte to Pearl		\$49,100		
602 336	Picotte St, 8th to 15th		\$442,100		
602 378	Clarifier Trough Replacement #2		\$500,000		
602 350	Curb Stop Locator		\$1,000		
602 350	Lab Equipment Replacement		\$5,000		
602 350	Weed Eater/ Lawn Equipment		\$6,000		
602 350	Pickup Trucks		\$25,000		
602 350	Radio		\$800		
602 350	Electronic Meter Reading Update		\$80,000		
602 350	Memorial Water Tower Generator		\$6,000		
602 379	Locust Street, 4th to 8th		\$117,700		
602 380	Broadway, 31st to Wilson Trailer		\$60,000		
602 381	Walnut @ 8th Street		\$80,000		
602 382	Cedar St, 7th to 10th		\$50,000		
602 383	Elm St, 20th to 21st		\$50,000		
602 387	Summit St, 8th to 12th		\$50,000		
602 389	Douglas, Anna to 31st		\$175,000		
602 391	Park Street, 8th to 10th		\$115,000		
602 392	Carbon Feeder Plant #2		\$80,000		
602 390	Reserve for Future Improvements		\$75,000		
					\$2,047,700

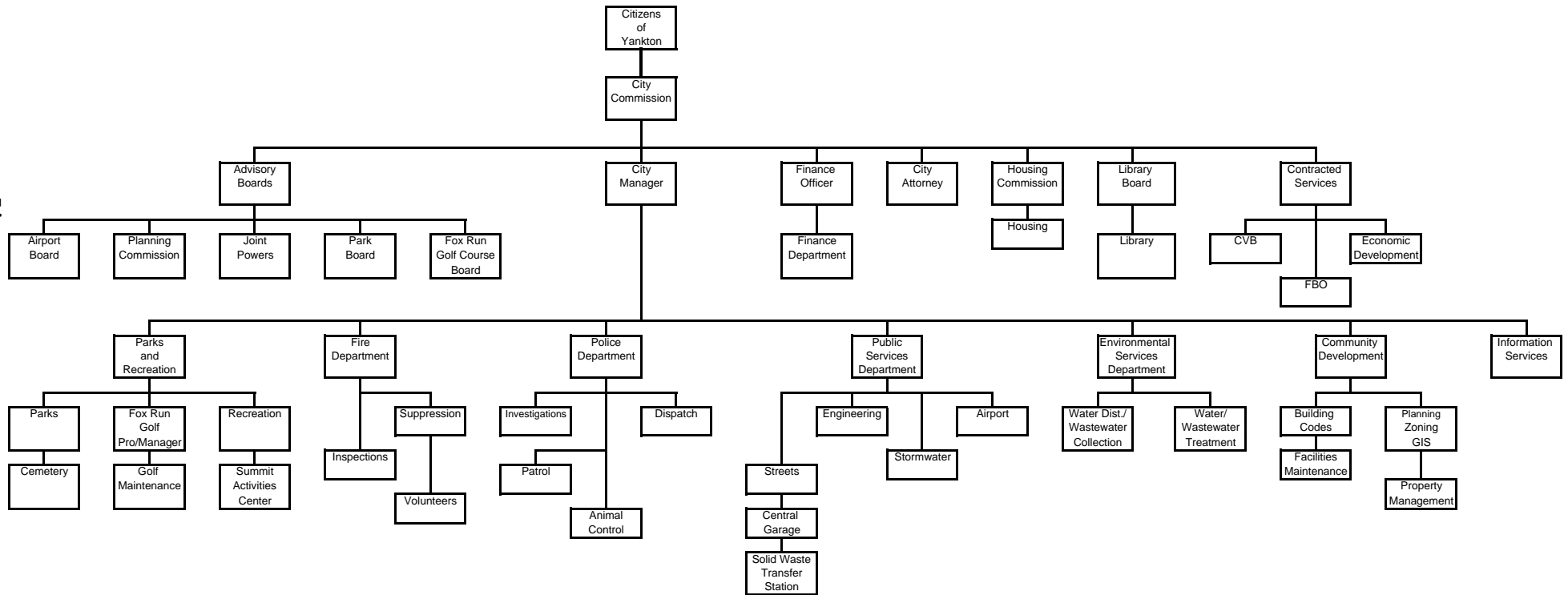
CITY OF YANKTON

Adopted 2011 Budget Capital Budget Summary

Fund	Description	New	Replacement	Capital	Total
Wastewater (611)					
611 301	Oversized Collection System Maintenance		\$6,000		
611 301	Clarifier - Sandblast & Paint		\$50,000		
611 301	Pump Replacement		\$6,000		
611 301	Manhole Repair		\$25,000		
611 324	Lift Station Rehab		\$2,000,000		
611 350	6" Water Pump		\$22,000		
611 350	Replace Samplers		\$6,000		
611 350	Radio		\$700		
611 350	Replace Lab Equipment		\$7,000		
611 350	Replace Power Washer		\$2,000		
611 350	Weed Eater		\$750		
611 350	Lab Sterilizer		\$9,000		
611 350	Furniture / Office Equipment		\$2,000		
611 350	Flusher Truck		\$200,000		
611 350	Lab Water Still		\$4,000		
611 350	BOD Incubator		\$1,000		
611 350	Screening for Lagoons		\$6,000		
611 390	Reserve for Future Improvements		\$35,000		
					\$2,382,450
Cemetery (621)					
621 301	Landscaping		\$1,000		
621 301	Repurchase Cemetery Lots		\$500		
621 301	Repair old Headstones		\$1,000		
621 350	Replace Mowers & Trimmers		\$1,000		
621 350	GIS Map & Directory		\$10,000		
					\$13,500
Solid Waste (631)					
631 350	Recycling Trailer		\$30,000		
					\$30,000
Solid Waste Disposal and Recycling (Joint Powers) (637)					
637 350	Yard Tractor		\$75,000		
637 390	Closure		\$20,000		
637 390	Rubble Trench With Site Survey & Engineering		\$25,000		
638 411	Building Debt Service (\$75,000@3%- 7 Years)		\$9,682		
638 441	Building Debt Service (\$352,680@3%-20 Years)		\$27,126		
					\$156,808
Golf Course (641)					
641 350	Greens Brush Thatcher		\$3,700		
641 350	TCE - Outfront Mower (3)		\$12,000		
641 350	Groomer for the Greens Mower		\$12,000		
641 350	TCE - Fairway Sprayer		\$10,000		
641 350	TCE - Vicon Spreader		\$7,000		
641 350	Cushman Core Harvester		\$9,000		
					\$53,700
Central Garage (801)					
801 350	Hydraulic Jacks		\$2,000		
801 350	Hoist		\$14,000		
					\$16,000
TOTALS			\$14,521,003		\$14,521,003

Organization Structure for the City of Yankton

5A



City of Yankton

Adopted 2011 BUDGET

Budgeted Positions

Department Name	2010 Regular Full-time	2010 Regular Part-time	2011 Regular Full-time	2011 Regular & Appointed Part-time
-----------------	------------------------	------------------------	------------------------	------------------------------------

Department Name	2010 Regular Full-time	2010 Regular Part-time	2011 Regular Full-time	2011 Regular & Appointed Part-time
-----------------	------------------------	------------------------	------------------------	------------------------------------

City Commission				
Mayor		1		1
Commissioners		8		8
City Manager				
City Manager	1		1	
Administrative Secretary	1		1	
HR Coordinator	1		1	
Information Services				
Information Services	1		1	
Comm. Development				
Comm Develop. Director	1		1	
Building Official	1		1	
Building Inspector/Eng Tech	1		1	
City Attorney				
Attorney		1		1
Asst. Attorney		0.5		0
Finance Office				
Finance Officer	1		1	
Deputy Finance Officer	1		1	
Computer Operator	1		1	
Accounting Clerks	3		3	
Utilities Cust. Serv. Clerk	1		1	
Municipal Records Clerk	1		1	
Police				
Chief of Police	1		1	
Asst. Chief of Police	1		1	
Lieutenant	1		1	
Sergeants	3		3	
Corporals	3		3	
Detectives	3		3	
Police Officers	14		14	
Dispatchers	9		9	
Office Specialist	1		1	
Police Records Clerk	1		1	

Animal Control				
Animal Control Officer	1		1	
PS Administration				
Director of Public Services	1		1	
Secretary	1		1	
Office Specialist	0.17		0.17	
Housing Authority	1		1	
PS Engineering				
Civil Engineer	1		1	
Sr. Engineering Tech	2		2	
Government Buildings				
Bldg Mnt/Custodial Sup	0.75		0.75	
Custodians	1		1	
PS Streets				
Street Super/PS Mgr	1		1	
Street Supervisor	1		1	
Sr. Equipment Operator	5		5	
Equipment Operator	5		5	
Lead Sr. Equipment Oper	1		1	
Office Specialist	0.17		0.17	
PS Traffic Control				
Airport Mnt/Signal Tech	0.5		0.5	
PS Gurney Airport				
Airport Mnt/Signal Tech	0.5		0.5	
Community Library				
Library Director	1		1	
Librarian	1		1	
Sr. Library Assistant	2		2	
Library Assistant		2		2
Library Aide		1		1
Bldg Mnt/Custodial Sup	0.25		0.25	
Library Custodian		0.75		0.75

City of Yankton

Adopted 2011 BUDGET Budgeted Positions

Department Name 2010 Regular 2010 Regular 2011 Regular 2011 Regular &
Full-time Part-time Full-time Appointed Part-time

Department Name 2010 Regular 2010 Regular 2011 Regular 2011 Regular &
Full-time Part-time Full-time Appointed Part-time

Department Name	2010 Regular Full-time	2010 Regular Part-time	2011 Regular Full-time	2011 Regular & Appointed Part-time
Fire Department				
Fire Chief	1		1	
Fire Marshal	1		1	
Parks & Recreation				
P&R Director	1		1	
Parks Superintendent	1		1	
Secretary	1		1	
Sr. Grounds Mntc Wrkr	1		1	
Grounds Mntc Wrkr	4		4	
Urban Forestry Specialist	1		1	
Marne Creek				
Sr. Grounds Mntc Wrkr	1		1	
Summit Activities Ctr				
Recreation Superintendant	1		1	
Recreation Coordinator	1		1	
Office Specialist	1		1	
Receptionist	1		1	
Golf Course				
Golf Pro/Manager	1		1	
Assistant Golf Pro	1		1	
Golf Course Superintendent	1		1	
Sr. Equipment Operator	1		1	
Water				
Utilities Director	0.5		0.5	
Wtr Distr/WW Collec Super	1		1	
Water Plant Superintendent	1		1	
Water Plant Supervisor	1		1	
Sr. Water Plant Operators	2		2	
Water Meter Technician	1		1	
Utilities Mntc Wrkr	1		1	
Water Plant Operator	2		2	

Wastewater				
Utilities Director	0.5		0.5	
WW Plant Superintendent	1		1	
WW Plant Operator	3		3	
Sr WW Lab Technician	1		1	
Lead Sr Equipment Operator	1		1	
Utilities Mntc Worker	1		1	
WW Lab Tech/Plant Oper	1		1	
Cemetery				
Cemetery Mnt. Worker	1		1	
Solid Waste				
Sr. Sanitation Truck Oper	2.75		2.75	
Sanitation Truck Operator	3.25		3.25	
Jt Pwrs/Trans Station				
Office Specialist	1.66		1.66	
Transfer Station Supervisor	1		1	
Transfer Station Truck Oper	1		1	
Transfer Station Attendent	0.5		0.5	
Sr. Sanitation Truck Oper	0.25		0.25	
Sanitation Truck Operator	0.75		0.75	
Recycling				
Transfer Station Attendent	0.5		0.5	
Central Garage				
Fleet Supervisor	1		1	
Fleet Mechanic	1		1	

TOTAL	132	14.25	132	13.75
-------	-----	-------	-----	-------

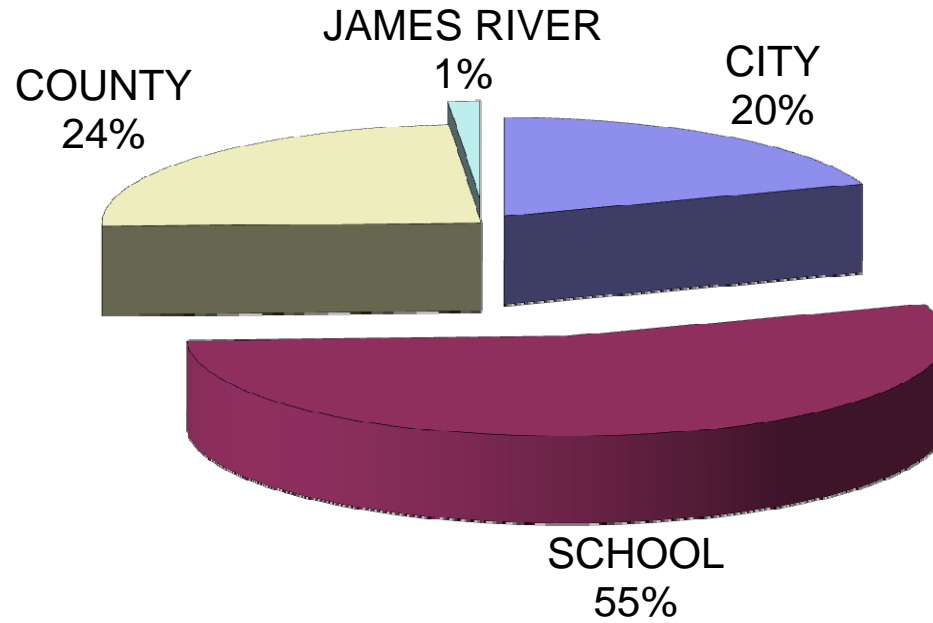
CITY OF YANKTON

2011 BUDGET OVERVIEW

FUNDS

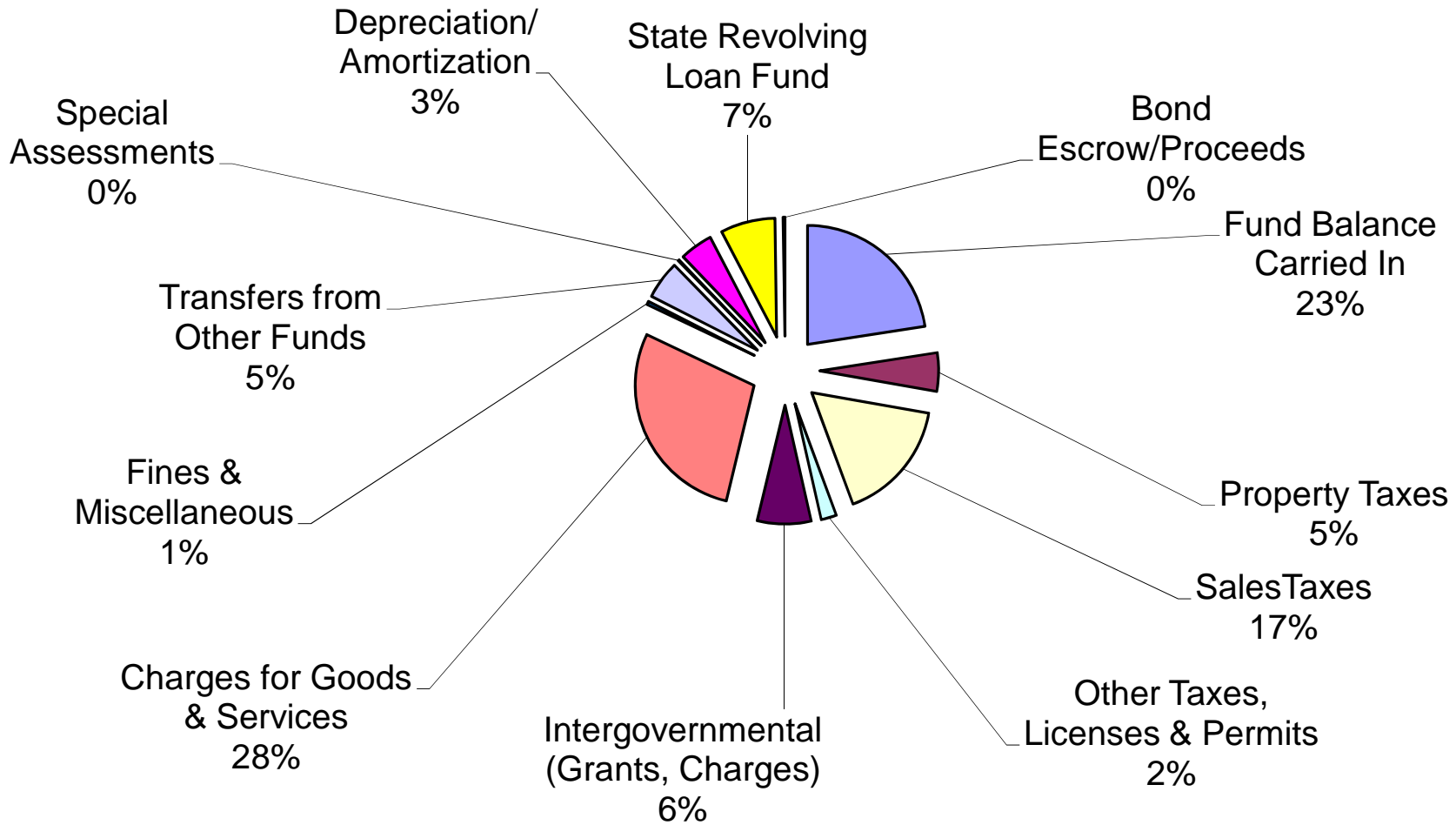
Revenue Sources	General	Special Revenue	Capital Projects	Enterprise, Water, Wastewater, Solid Waste, Golf	Internal Service	Total
Fund Balance Carried In	\$1,608,203	\$703,621	\$2,736,059	\$3,894,412	\$167,119	\$9,109,414
Property Taxes	\$2,111,205	\$0	\$0	\$0	\$0	\$2,111,205
Sales Taxes	\$3,876,000	\$479,400	\$2,336,668	\$0	\$0	\$6,692,068
Other Taxes, Licenses & Permits	\$852,632	\$0	\$0	\$0	\$0	\$852,632
Intergovernmental (Grants, Charges)	\$649,233	\$125,908	\$2,177,600	\$0	\$0	\$2,952,741
Charges for Goods & Services	\$1,952,428	\$473,500	\$0	\$8,271,824	\$730,090	\$11,427,842
Fines & Miscellaneous	\$64,300	\$17,620	\$30,000	\$72,350	\$0	\$184,270
Transfers from Other Funds	\$115,150	\$1,600,829	\$310,605	\$64,866	\$0	\$2,091,450
Special Assessments	\$0	\$71,200	\$0	\$0	\$0	\$71,200
Depreciation/Amortization	\$0	\$0	\$0	\$1,807,470	\$0	\$1,807,470
State Revolving Loan Fund	\$0	\$0	\$0	\$3,000,000	\$0	\$3,000,000
Bond Escrow/Proceeds	\$0	\$0	\$98,575	\$0	\$0	\$98,575
Total Revenue Sources	\$11,229,151	\$3,472,078	\$7,689,507	\$17,110,922	\$897,209	\$40,398,867
Expenditures Uses by Type						
Personal Services	\$5,644,683	\$1,021,316	\$0	\$2,287,346	\$118,508	\$9,071,853
Operating Expenses	\$2,563,754	\$1,176,388	\$41,393	\$6,001,041	\$595,582	\$10,378,158
Capital Expenditures	\$1,572,077	\$451,530	\$7,311,207	\$4,684,157	\$16,000	\$14,034,971
Bond Principal Payments	\$0	\$0	\$0	\$1,681,459	\$0	\$1,681,459
Transfers to Other Funds	\$1,448,637	\$70,000	\$324,644	\$92,700	\$0	\$1,935,981
Total Expenditure Uses--Type	\$11,229,151	\$2,719,234	\$7,677,244	\$14,746,703	\$730,090	\$37,102,422
Expenditures Uses by Function						
Public Works(Streets, Engineering, Airport)	\$3,155,349	\$163,000	\$7,164,854	\$0	\$730,090	\$11,213,293
General Government (Manager, Finance, Community Development, MIS, Attorney, Commission)	\$1,458,695	\$0	\$0	\$0	\$0	\$1,458,695
Public Safety (Police, Fire, Jail)	\$4,038,586	\$0	\$0	\$0	\$0	\$4,038,586
Culture/Recreation (Library, Parks, SAC, Golf)	\$644,786	\$2,054,586	\$162,188	\$1,069,604	\$0	\$3,931,164
Utilities (Water, Wastewater, Solid Waste)	\$0	\$0	\$0	\$13,584,399	\$0	\$13,584,399
Other (Special Approp., Transfers, Contingencies)	\$1,931,735	\$501,648	\$350,202	\$92,700	\$0	\$2,876,285
Total Expenditure Uses--Function	\$11,229,151	\$2,719,234	\$7,677,244	\$14,746,703	\$730,090	\$37,102,422

2011 Adopted Budget Mill Levy 2010 Payable in 2011



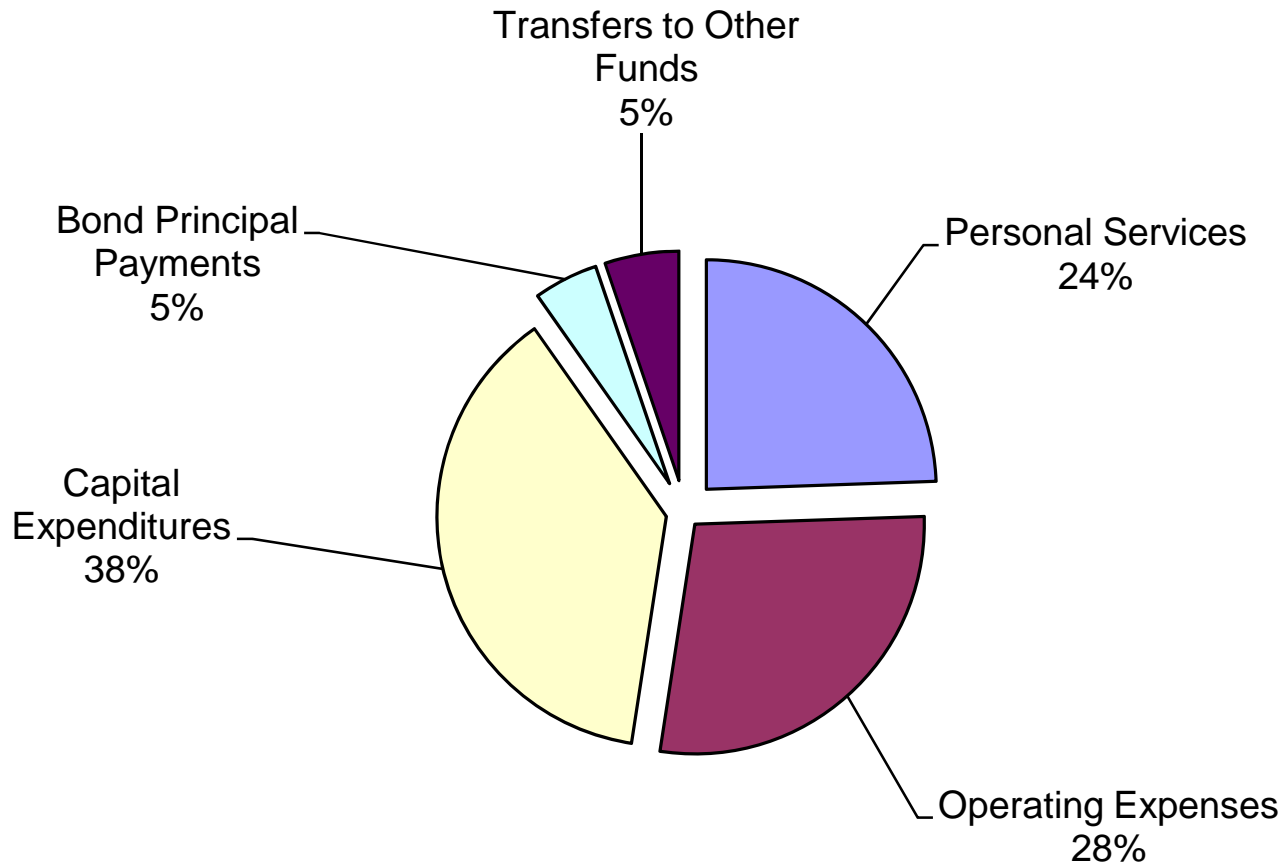
2011 ADOPTED BUDGET

Revenues by Sources



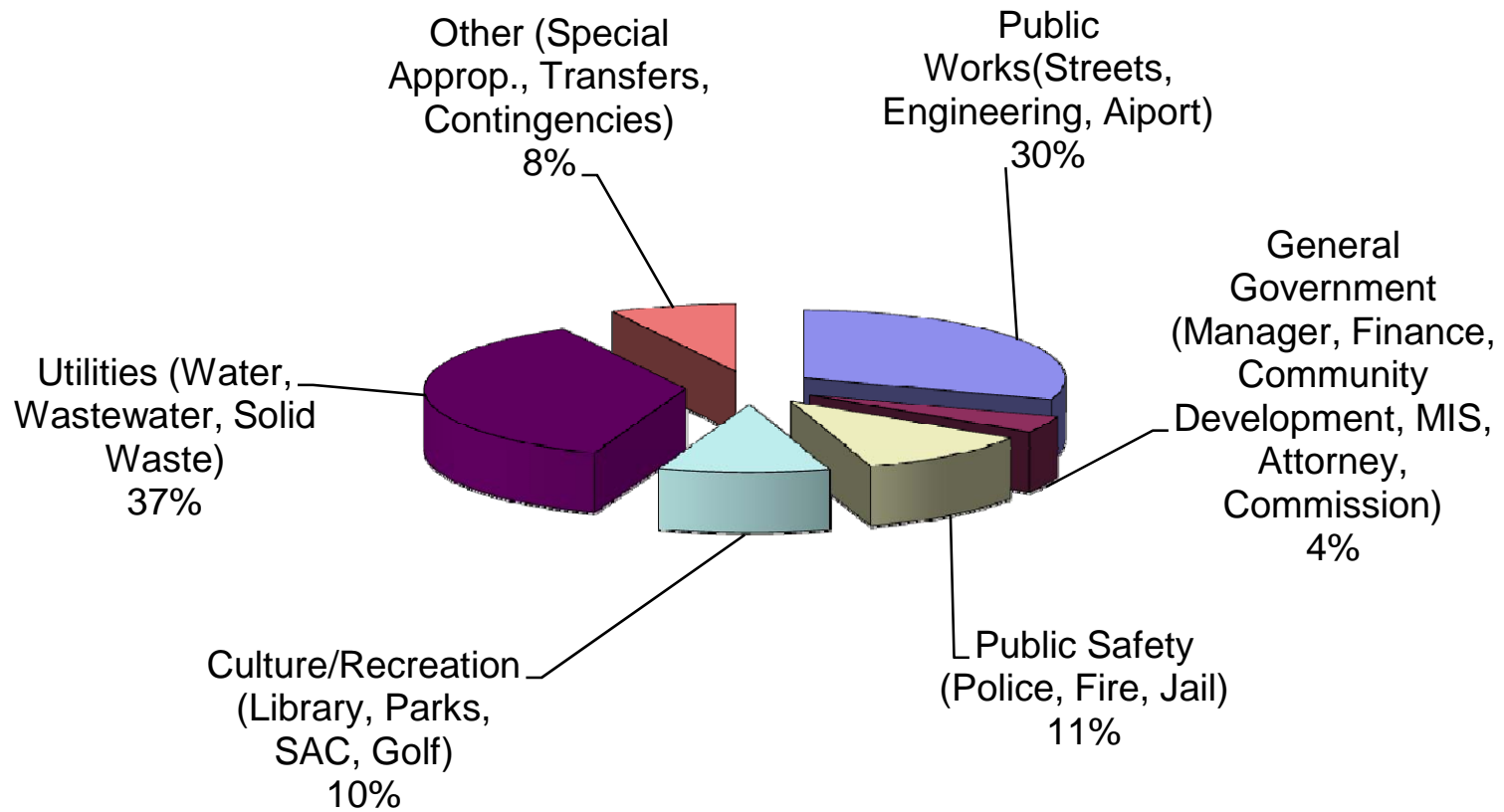
2011 ADOPTED BUDGET

Expenditures by Type



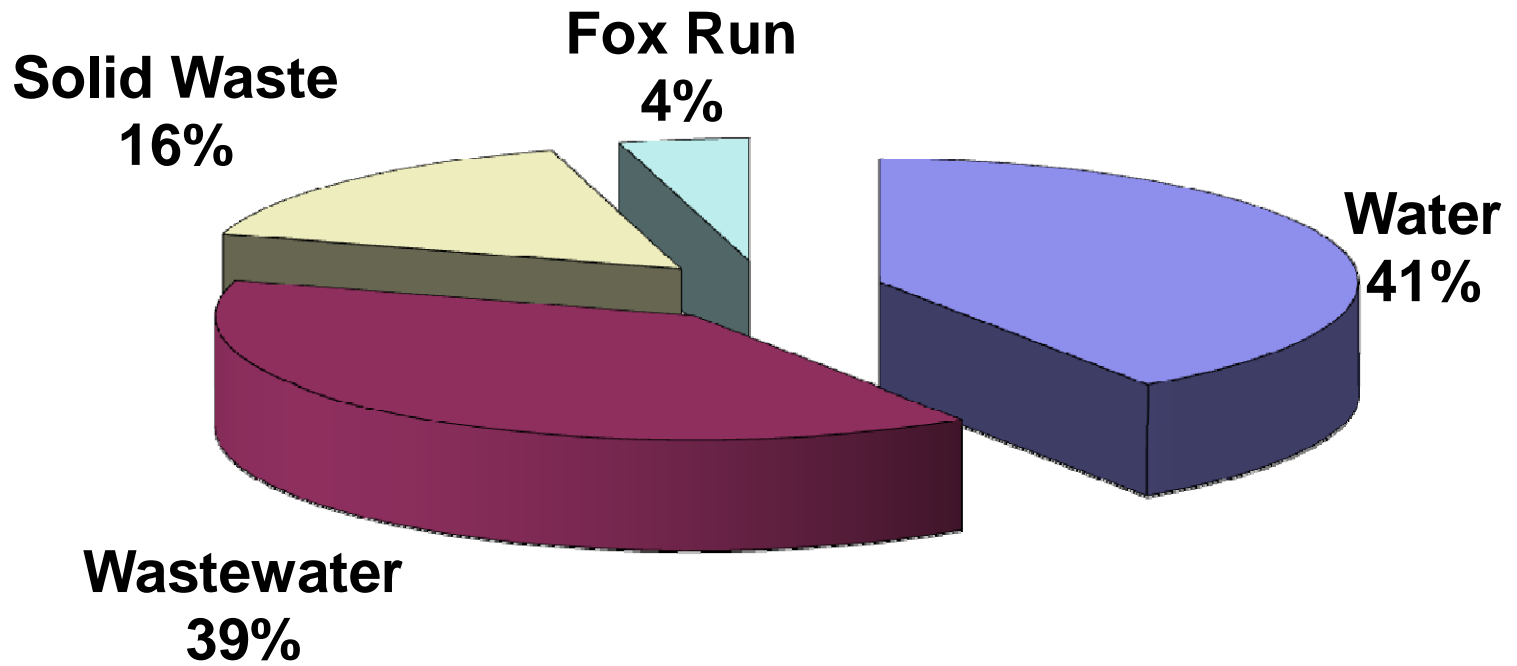
2011 ADOPTED BUDGET

Expenditures by Function



2011 ADOPTED BUDGET

Billing and Administration



City of Yankton

ADOPTED 2011 BUDGET

Administration

Calculation of Administration Charges to Enterprise

Department	Budget Amount	Percent to General	Percent to Enterprise	Amount to General	Amount to Enterprise	
City Commission	\$149,012	45%	55%	\$67,055	\$81,957	
City Manager's Office	\$287,307	45%	55%	\$129,288	\$158,019	
City Attorney	\$49,401	45%	55%	\$22,230	\$27,171	
Finance Office	\$539,012	30%	70%	\$161,704	\$377,308	
Information Services	\$154,007	45%	55%	\$69,303	\$84,704	
Community Development	\$279,956	45%	55%	\$125,980	\$153,976	
Engineering Office	\$540,730	35%	65%	\$189,256	\$351,475	
City Hall	\$176,662	45%	55%	\$79,498	\$97,164	
Parks & Recreation	\$845,007	75%	25%	\$633,755	\$211,252	
						\$1,373,896
Total	\$3,021,094			\$1,478,070	\$1,543,024	\$1,415,113

Calculation of Cost Allocation to Enterprise Funds

Department	Revenue	% of Total Revenue	% based on fixed amount for Golf	Amount of Admin	City Clean up week	Amount Charged
Water	\$3,088,390	41.82%	42.88%	\$606,800	\$0	\$606,800
Wastewater	\$2,652,634	35.92%	41.26%	\$583,876	\$0	\$583,876
Solid Waste	\$736,900	9.98%	11.24%	\$159,059	\$80,000	\$239,059
Fox Run	\$907,500	12.29%	4.62%	\$65,378	\$0	\$65,378
Total	\$7,385,424	100%	100%	\$1,415,113	\$80,000	\$1,495,113



ACTUAL VALUE OF HOME = \$85,000

To determine City tax liability multiply taxable valuation
by adopted mill levy
 $\$85,000 \times .886^* \times .00350 = \263.59

TAXABLE VALUATION: \$75,310 ($\$85,000 \times .886$)
CITY TAX LIABILITY: \$263.59

MONTHLY EXPENSE FOR CITY SERVICES

To determine the monthly expense for City services divide tax
liability by 12 months
 $\$263.59 \div 12 = \21.97 per month

* 2010 valuation 88.6% of full and true value

VALUE OF YOUR CITY OF YANKTON DOLLAR

The following list represents a sampling of the City services provided for the \$21.97 per month:

Fire Protection	Public Works
Police Protection	Municipal Airport
Street Marking	Building Inspection
Street Maintenance	Municipal Band
Street Lighting	Public Library
Street Sweeping	Snow Removal
Senior Citizens Center	Swimming Pool
Animal Control	Recreation Programs

For comparison purposes, the following items denote common monthly expenses for a Yankton family:

- * Two 16 gallon tanks of unleaded self-serve fuel at \$2.75 per gallon would cost \$88.00.
- * Digital cable television service would cost the consumer \$52.95 per month.
- * Basic telephone service charges for a home with standard touch-tone telephone is \$27.56 per month including all taxes.
- * An average residential electric bill of 800 kwh per month would cost \$86.35.

Legal Debt Worksheet

12-31-08
Assessed Value

Total Municipal Assessed Value \$ 693,835,022.00
5% Legal Debt Margin \$ 34,691,751.10

	Issuance	Outstanding Balance 12-31-09	Net
Sales Tax Revenue Bonds (\$5,960,000 @ 3%)		\$ 3,145,000.00	
Less amount available for debt service:		\$ 1,568,327.89	
			\$ 1,576,672.11
SRF Waste Water Loan #1 (\$2,625,000 @ 5.25%)		\$ 1,754,473.86	
SRF Waste Water Loan #2 (\$4,500,000 @ 6%)		\$ 3,195,217.13	
SRF Waste Water Loan #3 (\$6,130,000 @ 3.5%)		\$ 4,698,742.17	
Sub-total		\$ 9,648,433.16	
Less amount available for debt service:		\$ 911,671.58	
			\$ 8,736,761.58
SRF Water Loan #1 (\$3,460,000 @ 3.5%)		\$ 2,706,871.99	
SRF Water Loan #2 (797,287 @ 3.5%)		\$ 889,234.21	
Sub-total		\$ 3,596,106.20	
Less amount available for debt service:		\$ 147,591.79	
			\$ 3,448,514.41
Transfer Station Loan #1 (\$285,000 @ 3%)		\$ 239,204.87	
Transfer Station Loan #2 (\$75,000 @ 3%)		\$ 59,646.24	
Transfer Station Loan #3 (\$67,680 @ 3%)		\$ 30,575.54	
Sub-total		\$ 329,426.65	
Less amount available for debt service:		\$ 35,983.27	
			\$ 293,443.38
Senior Citizens Rural Dev. Loan (\$300,000 @ 4.75%)		\$ 135,228.00	\$ 135,228.00
2009 Fire Stat.Cert.of Participation (\$2,420,000 @ 4.562 Avg. %)		\$ 2,315,000.00	
Less amount available for debt service:		\$ 389,614.94	
			\$ 1,925,385.06
Total Legal Debt			\$ 16,116,004.54
Additional Debt Available			\$ 18,575,746.56

City of Yankton
Adopted 2011 Budget

ANALYSIS OF CASH BALANCE, REVENUES, TRANSFERS
EXPENDITURES, AND APPROPRIATIONS FOR GENERAL FUND

Fund: General

ACCOUNT DESCRIPTION	2007 ACTUAL	2008 ACTUAL	2009 ACTUAL	2010 ADOPTED	2010 Y.T.D.	2010 ESTIMATED	2011 ADOPTED
Beginning Balance 1-1	\$1,800,319	\$1,431,300	\$1,422,590	\$3,203,861	\$3,203,861	\$3,203,861	\$1,608,203
Revenues:							
Current Property Taxes	\$1,610,137	\$1,837,093	\$1,930,299	\$2,034,061	\$1,044,868	\$2,021,152	\$2,089,905
Other Taxes	\$4,053,074	\$4,080,751	\$4,635,359	\$4,405,285	\$1,770,260	\$4,354,332	\$4,412,632
Licenses & Permits	\$308,897	\$179,514	\$430,539	\$337,300	\$187,981	\$332,300	\$337,300
Intergovernmental Revenues	\$497,767	\$575,610	\$644,852	\$643,306	\$220,340	\$719,890	\$649,233
Charges for Goods & Services	\$2,177,437	\$2,226,290	\$1,992,350	\$1,905,606	\$779,496	\$1,899,084	\$1,952,428
Fines & Forfeits	\$41,885	\$32,798	\$23,307	\$33,000	\$11,569	\$33,000	\$33,000
Miscellaneous	\$142,829	\$100,196	\$2,609,386	\$31,300	\$13,136	\$31,958	\$31,300
Total Revenue	\$8,832,026	\$9,032,252	\$12,266,092	\$9,389,858	\$4,027,650	\$9,391,716	\$9,505,798
Transfers In	\$92,700	\$228,937	\$110,643	\$115,150	\$46,350	\$115,150	\$115,150
Due To / Due From Other Funds	(\$59,461)	\$317,917	(\$56,828)	\$0	\$0	\$0	\$0
Total Funds Available	\$10,665,585	\$11,010,406	\$13,742,497	\$12,708,869	\$7,277,861	\$12,710,727	\$11,229,151
Transfers Out	\$1,177,990	\$1,434,970	\$1,235,025	\$1,527,348	\$659,556	\$1,524,287	\$1,448,637
Expenditures/Appropriations	\$8,056,295	\$8,152,846	\$9,303,611	\$9,597,946	\$4,010,918	\$9,578,238	\$9,780,514
Total Funds Committed	\$9,234,285	\$9,587,816	\$10,538,636	\$11,125,294	\$4,670,474	\$11,102,525	\$11,229,151
Ending Balance 12-31	\$1,431,300	\$1,422,590	\$3,203,861	\$1,583,575	\$2,607,387	\$1,608,203	\$0



City of Yankton
Adopted 2011 Budget

Fund: General

ACCOUNT NO.	DESCRIPTION	2007 ACTUAL	2008 ACTUAL	2009 ACTUAL	2010 ADOPTED	2010 Y.T.D.	2010 ESTIMATED	2011 ADOPTED
101 31xx	Property Tax Current	\$1,610,137	\$1,837,093	\$1,930,299	\$2,034,061	\$1,044,868	\$2,021,152	\$2,089,905
101 31xx	Property Tax All Prior	\$5,048	\$13,878	(\$7,424)	\$20,000	\$27,490	\$32,000	\$20,000
101 3128	Property Tax Mobile Home	\$6,315	\$5,636	\$1,311	\$5,700	\$879	\$1,300	\$1,300
101 3130	Airflight Property Tax	\$1,132	\$0	\$0	\$0	\$0	\$0	\$0
101 3140	General Sales and Use Tax	\$3,700,859	\$3,707,484	\$4,155,859	\$3,864,253	\$1,452,324	\$3,800,000	\$3,876,000
101 3150	Yankton Road Tax	\$339,668	\$321,692	\$301,316	\$325,000	\$178,486	\$326,000	\$325,000
101 3155	Fire Station Opt-Out	\$0	\$0	\$180,598	\$190,232	\$106,298	\$190,232	\$190,232
101 3160	Prior TID #1 Taxes	\$0	\$31,991	\$0	\$0	\$0	\$0	\$0
101 3190	Pen. & Int. on Delinquent Tax	\$52	\$70	\$3,699	\$100	\$4,783	\$4,800	\$100
	Subtotal Taxes	\$5,663,211	\$5,917,844	\$6,565,658	\$6,439,346	\$2,815,128	\$6,375,484	\$6,502,537
101 3210	Liquor Licenses	\$47,355	\$48,515	\$44,359	\$48,500	\$8,903	\$48,500	\$48,500
101 3220	Other Licenses	\$21,522	\$20,381	\$20,254	\$21,000	\$3,615	\$21,000	\$21,000
101 3230	Permits	\$55,606	\$54,758	\$62,619	\$60,000	\$28,949	\$55,000	\$60,000
101 3231	Zoning Fees	\$325	\$100	\$575	\$300	\$200	\$300	\$300
101 3232	Storm Water Permit Fee	\$2,385	\$1,480	\$1,665	\$1,500	\$475	\$1,500	\$1,500
101 3240	Cable TV Franchise	\$167,989	\$39,662	\$286,068	\$190,000	\$136,729	\$190,000	\$190,000
101 3241	Tower Lease	\$13,715	\$14,618	\$14,999	\$16,000	\$9,110	\$16,000	\$16,000
	Subtotal Licenses & Permits	\$308,897	\$179,514	\$430,539	\$337,300	\$187,981	\$332,300	\$337,300
101 3310	Federal Crude Oil Fund	\$61	\$0	\$0	\$0	\$0	\$0	\$0
101 3311	Disaster Reimbursement - Blizzard	\$0	\$0	\$36,712	\$0	\$0	\$0	\$0
101 3340	FEMA State	\$0	\$0	\$4,895	\$0	\$0	\$0	\$0
101 3342	Gates Library Grant	\$225	\$0	\$0	\$0	\$0	\$0	\$0
101 3347	Atty Gen Drug Control Fund	\$26,935	\$0	\$0	\$0	\$0	\$0	\$0
101 3351	LLEE Underage Drinking Laws Grant	\$10,900	\$0	\$0	\$0	\$0	\$0	\$0
101 3352	Bulletproof Partnership Grant	\$24	\$1,718	\$0	\$1,800	(\$1,527)	\$1,800	\$1,800
101 3354	Police Grant	\$0	\$1,500	\$0	\$0	\$0	\$42,537	\$0
101 3355	Energy Efficiency Grant	\$0	\$0	\$0	\$0	\$0	\$61,600	\$0
101 3359	Fire Grant	(\$300)	\$0	\$29,686	\$97,000	\$0	\$65,873	\$95,000
101 3361	Liquor Tax Reversions	\$76,895	\$82,320	\$82,217	\$80,000	\$19,821	\$82,000	\$82,000
101 3362	Amusement Machine Fees	\$2,904	\$2,700	\$2,832	\$3,000	\$204	\$3,000	\$3,000
101 3363	State Road Aid	\$165,363	\$172,683	\$187,064	\$175,000	\$78,209	\$175,000	\$175,000
101 3366	Housing Authority Admin.	\$36,780	\$42,883	\$42,480	\$48,183	\$26,522	\$48,183	\$48,183
101 3372	10% Motor Vehicle Licenses	\$58,058	\$58,609	\$61,750	\$60,000	\$18,957	\$62,000	\$62,000
101 3373	Bank Franchise Fee	\$36,922	\$41,026	\$39,574	\$40,000	\$24,081	\$39,574	\$40,000
331 3614	City of Yankton Bond Proceeds - Fire Hall	\$0	\$0	\$0	\$0	\$0	\$0	\$0
101 3374	County Share of Senior Citizens	\$0	\$74,571	\$55,156	\$43,323	\$14,073	\$43,323	\$47,250
101 3375	County Share of Airport Operations	\$15,000	\$15,000	\$15,000	\$15,000	\$15,000	\$15,000	\$15,000
101 3377	County Share of Dispatch	\$50,000	\$55,000	\$60,000	\$60,000	\$15,000	\$60,000	\$60,000
101 3380	County Share of Library Budget	\$18,000	\$20,000	\$20,000	\$20,000	\$10,000	\$20,000	\$20,000
101 3385	E911 Funds	\$0	\$0	\$1,653	\$0	\$0	\$0	\$0
101 3390	Yankton School District - Police Grant	\$0	\$7,600	\$5,833	\$0	\$0	\$0	\$0
	Subtotal Intergvt. Revenues	\$497,767	\$575,610	\$644,852	\$643,306	\$220,340	\$719,890	\$649,233

City of Yankton
Adopted 2011 Budget

Fund: General

ACCOUNT NO.	DESCRIPTION	2007 ACTUAL	2008 ACTUAL	2009 ACTUAL	2010 ADOPTED	2010 Y.T.D.	2010 ESTIMATED	2011 ADOPTED
101 3410	Billing and Admin to Enterprise	\$1,265,274	\$1,327,947	\$1,393,880	\$1,448,896	\$724,449	\$1,448,896	\$1,495,113
101 3417	Senior Citizens/Reimburse	\$0	\$2,650	\$2,650	\$2,650	\$2,650	\$2,650	\$2,650
101 3418	Safety Town Registration	\$3,016	\$3,100	\$3,164	\$3,200	\$0	\$3,200	\$3,200
101 3420	Burglar Alarm	\$2,524	\$2,665	\$2,712	\$2,720	\$2,665	\$2,825	\$2,825
101 3421	Insurance Reports	\$611	\$619	\$891	\$700	\$369	\$700	\$700
101 3423	Kennel Fees	\$470	\$303	\$372	\$300	\$89	\$300	\$300
101 3425	Prisoner Work Release	(\$68)	\$0	\$0	\$0	\$0	\$0	\$0
101 3426	Prisoner Reimbursement	\$31,659	\$0	\$0	\$0	\$0	\$0	\$0
101 3427	Sale of Abandoned Property	\$275	\$0	\$0	\$0	\$0	\$0	\$0
101 3428	Rural Fire District	\$11,228	\$1,931	\$9,917	\$7,000	\$9,873	\$9,873	\$7,000
101 3429	Prisoner Reimb.-Overhead	\$10,553	\$0	\$0	\$0	\$0	\$0	\$0
101 3430	Eng. & Admin. Special Projects	\$90,762	\$128,355	\$181,512	\$110,000	\$441	\$100,000	\$110,000
101 3431	Gym Rental	\$273	\$0	\$0	\$0	\$0	\$0	\$0
101 3432	Weed Cutting	\$0	\$255	\$490	\$200	\$47	\$200	\$200
101 3434	Assessment Roll-Interest	\$0	\$14	\$32	\$20	\$6	\$20	\$20
101 3436	Equipment & Material Chg-Enterprise	\$36,171	\$25,772	\$26,568	\$10,000	\$2,646	\$10,000	\$10,000
101 3437	Equip & Material Chg - Streets	\$390,962	\$541,804	\$277,215	\$250,000	\$0	\$250,000	\$250,000
101 3441	Airport Terminal Rentals	\$1,300	\$2,800	\$2,000	\$2,400	\$1,300	\$2,400	\$2,400
101 3442	Airport Fuel Commissions	\$293,828	\$136,071	\$7,892	\$5,000	\$681	\$5,000	\$5,000
101 3443	Airport Building Rental	\$8,500	\$12,900	\$24,456	\$23,000	\$12,591	\$23,000	\$23,000
101 3444	Airport Land Rental	\$8,224	\$19,424	\$39,167	\$21,000	\$11,409	\$21,000	\$21,000
101 3450	Library Copy Fees	\$2,046	\$2,415	\$1,713	\$2,400	\$370	\$2,400	\$2,400
101 3451	Non-Resident Library Cards	\$7,041	\$7,350	\$7,676	\$7,000	\$4,150	\$7,500	\$7,500
101 3452	Library A.V. Fees	\$1,347	\$837	\$1,131	\$700	\$392	\$700	\$700
101 3453	Library Long or (Short)	\$43	\$72	\$76	\$20	\$3	\$20	\$20
101 3454	Sale of Withdrawn Items	\$740	\$857	\$745	\$800	\$269	\$800	\$800
101 3455	Other - Library Revenues	\$2,020	\$2,015	\$2,690	\$2,000	\$1,540	\$2,000	\$2,000
101.3456	PC Printing	\$2,915	\$2,983	\$4,043	\$3,000	\$2,391	\$3,000	\$3,000
101 3490	Sale of Materials	\$3,941	\$1,704	\$241	\$1,100	\$95	\$1,100	\$1,100
101 3491	Other Non-Taxable	\$1,782	\$1,447	\$1,117	\$1,500	\$1,070	\$1,500	\$1,500
	Subtotal for Goods and Services	\$2,177,437	\$2,226,290	\$1,992,350	\$1,905,606	\$779,496	\$1,899,084	\$1,952,428
101 3510	Court Fines	\$25,349	\$18,160	\$10,516	\$18,000	\$4,092	\$18,000	\$18,000
101 3511	Parking Fines	\$11,503	\$10,780	\$8,849	\$11,000	\$5,513	\$11,000	\$11,000
101 3520	Library Fines	\$5,033	\$3,858	\$3,942	\$4,000	\$1,964	\$4,000	\$4,000
	Subtotal Fines	\$41,885	\$32,798	\$23,307	\$33,000	\$11,569	\$33,000	\$33,000
101 3610	Interest	\$72,027	\$18,594	\$26,199	\$12,000	\$8,868	\$12,000	\$12,000
101 3611	Utility Refunds	\$0	\$0	\$0	\$0	\$0	\$0	\$0
101 3612	Sale of Fixed Assets	\$33,397	\$30,624	\$36,125	\$10,000	\$0	\$10,000	\$10,000
101 3614	Bond Proceeds	\$0	\$0	\$2,420,000	\$0	\$0	\$0	\$0
101 3615	Misc Reimbursements	\$11,123	\$42,158	\$61,616	\$4,000	\$655	\$4,000	\$4,000
101 3618	RD Loan	\$21,852	\$0	\$0	\$0	\$0	\$0	\$0
101 3640	Compensation for Loss & Damage	\$2,770	\$6,218	\$63,619	\$3,000	\$1,353	\$3,000	\$3,000
101 3641	Library Comp for Loss & Damage	\$1,319	\$1,793	\$1,726	\$1,800	\$1,102	\$1,800	\$1,800
101 3660	Private Donations	\$341	\$809	\$101	\$500	\$1,158	\$1,158	\$500
	Subtotal Miscellaneous	\$142,829	\$100,196	\$2,609,386	\$31,300	\$13,136	\$31,958	\$31,300
101 3923	From BBB	\$0	\$22,450	\$17,943	\$22,450	\$0	\$22,450	\$22,450
101 3960	From Utilities Promotion	\$92,700	\$92,700	\$92,700	\$92,700	\$46,350	\$92,700	\$92,700
101 3966	From TID #1 Roads & Lands	\$0	\$113,787	\$0	\$0	\$0	\$0	\$0
101 3969	Transfer from "331"	\$0	\$0	\$0	\$0	\$0	\$0	\$0
	Subtotal Other Sources	\$92,700	\$228,937	\$110,643	\$115,150	\$46,350	\$115,150	\$115,150
	Total General Fund	\$8,924,726	\$9,261,189	\$12,376,735	\$9,505,008	\$4,074,000	\$9,506,866	\$9,620,948

<p style="text-align: center;">CITY COMMISSION AND MAYOR ACCOUNT #101-101</p>

PURPOSE OF THIS DEPARTMENT: Why does this department exist?

The City Commission is elected to set the general direction of City policy. The Commission legislates by the passage of ordinances and resolutions. In addition, the Commission provides for the City's long-term planning.

Department Personnel: Nine part-time Commissioners. Three are elected each year for three-year terms. The Commission elects a Mayor from within its ranks to preside at City Commission meetings.

GOALS OF THIS DEPARTMENT: What will this department attempt to accomplish this year?

The City Commission represents the citizens of Yankton and establishes policies for the City Administration for implementation to ensure effective and efficient operation of City services, facilities, and capital improvements.

OBJECTIVES FOR REACHING OUR GOALS:

- To provide a framework and direction for the City's long-term plan.
- To adopt a balanced budget.
- To continue to explore and implement cooperative efforts and programs with other political subdivisions.
- Continue to conduct annual planning retreat.
- Implement goals identified in comprehensive planning process.

CAPITAL IMPROVEMENTS PLAN: What major pieces of equipment and other items in your department will have to be replaced or purchased in the next five years?

2010-2014 No capital improvements planned.

City of Yankton
Adopted 2011 Budget

Fund: General		Function: General Government				Activity: City Commission		
ACCOUNT NO.	DESCRIPTION	2007 ACTUAL	2008 ACTUAL	2009 ACTUAL	2010 ADOPTED	2010 Y.T.D.	2010 ESTIMATED	2011 ADOPTED
101 101 102	Temp. Salaries & Wages	\$26,200	\$26,200	\$26,200	\$26,556	\$15,283	\$26,660	\$27,393
101 101 111	OASI	\$2,004	\$2,004	\$2,004	\$2,032	\$1,169	\$2,039	\$2,096
101 101 131	Worker's Compensation	\$69	\$69	\$69	\$88	(\$5)	\$80	\$88
101 101 133	Unemployment Insurance	\$53	\$85	\$111	\$164	\$161	\$398	\$418
101 101 141	Employee Committee	\$4,056	\$3,525	\$5,794	\$6,000	\$394	\$6,000	\$6,000
	Subtotal Personnel Services	\$32,382	\$31,883	\$34,178	\$34,840	\$17,002	\$35,177	\$35,995
101 101 201	Insurance	\$9,053	\$8,627	\$8,557	\$10,438	\$9,106	\$9,106	\$10,017
101 101 202	Professional Services	\$44,957	\$40,951	\$7,924	\$20,000	\$7,535	\$35,000	\$45,000
101 101 203	Audit	\$16,300	\$9,966	\$28,807	\$18,000	\$11,990	\$18,000	\$18,000
101 101 211	Publishing	\$26,082	\$13,816	\$11,290	\$24,000	\$4,596	\$24,000	\$24,000
101 101 232	Office Supplies	\$496	\$304	\$500	\$800	\$234	\$800	\$800
101 101 233	Printing & Binding	\$0	\$327	\$0	\$500	\$0	\$500	\$500
101 101 234	Copies	\$3,405	\$3,736	\$5,399	\$4,000	\$2,861	\$5,500	\$5,500
101 101 235	Subscriptions & Publications	\$0	\$0	\$0	\$200	\$0	\$200	\$200
101 101 261	Membership Dues	\$4,675	\$4,817	\$4,942	\$4,600	\$100	\$4,600	\$5,000
101 101 265	Conference & Meetings	\$1,328	\$2,219	\$1,923	\$3,500	\$1,905	\$3,500	\$3,500
101 101 267	Expense Allowance	\$0	\$0	\$0	\$500	\$0	\$500	\$500
	Subtotal Other Current Expenditure	\$106,296	\$84,763	\$69,342	\$86,538	\$38,327	\$101,706	\$113,017
	Total Expenditures	\$138,678	\$116,646	\$103,520	\$121,378	\$55,329	\$136,883	\$149,012

CITY MANAGER
ACCOUNT #101-102

PURPOSE OF THIS DEPARTMENT: Why does this department exist?

The City Manager's Office serves as the information center for the City, both within the organization and for the citizens of Yankton. The City Manager implements City Commission policy and other directives in accordance with South Dakota Codified Law (SDCL 9-10-15).

Department Personnel: City Manager, one Administrative Secretary and one Human Resource Assistant

GOALS OF THIS DEPARTMENT: What will this department attempt to accomplish this year?

Ensure prompt, equitable, efficient and economical provision of services to all citizens of the Yankton community.

OBJECTIVES FOR REACHING OUR GOALS:

- Investigate and implement modern and affordable methods of providing services to its citizens.
 - Provide advice, support and alternatives to the Board of City Commissioners through the agenda, operating budget, and five-year capital (CIP) planning process to assist them in making the difficult decisions that impact the future of Yankton.
 - Continue active involvement with the non-profit Yankton Area Progressive Growth Board, Economic Development Council, Yankton Chamber of Commerce, and Planning and Development, District III on important economic development, community development, and grant procurement matters.
 - Foster a competent and complete work force through advertising and recruitment of vacant positions.
 - Establish and maintain cooperative relationships with county, state, and federal officials on various projects affecting Yankton.
 - Maintain cooperative relationships with local media to promote city activities and provide information to citizens about services and issues.
 - Continue to monitor and implement solutions regarding risk management, contract administration, and other legal matters in consultation with the City Attorney's Office and the City's insurance carrier.
-

CAPITAL IMPROVEMENTS PLAN: What major pieces of equipment and other items in your department will have to be replaced or purchased in the next five years?

2010	Office furniture and equipment	2011	Office furniture and equipment
2012	Office furniture and equipment	2013	Office furniture and equipment
2014	Office furniture and equipment		

City of Yankton
Adopted 2011 Budget

Fund: General		Function: General Government				Activity: City Manager		
ACCOUNT NO.	DESCRIPTION	2007 ACTUAL	2008 ACTUAL	2009 ACTUAL	2010 ADOPTED	2010 Y.T.D.	2010 ESTIMATED	2011 ADOPTED
101 102 101	Regular Salaries & Wages	\$243,104	\$214,253	\$243,918	\$177,404	\$95,490	\$177,404	\$184,021
101 102 102	Temp. Salaries & Wages	\$0	\$0	\$0	\$3,500	\$0	\$3,500	\$3,500
101 102 103	Overtime Wages	\$0	\$0	\$0	\$350	\$0	\$350	\$350
101 102 111	OASI	\$17,685	\$15,940	\$17,984	\$13,866	\$6,916	\$13,866	\$14,372
101 102 121	Retirement	\$16,751	\$15,623	\$18,150	\$10,665	\$7,682	\$13,332	\$13,828
101 102 131	Worker's Compensation	\$283	\$286	\$289	\$312	(\$20)	\$312	\$328
101 102 132	Group Insurance	\$20,078	\$21,180	\$25,648	\$23,009	\$12,400	\$23,009	\$26,460
101 102 133	Unemployment Insurance	\$69	\$175	\$185	\$338	\$419	\$653	\$686
	Subtotal Personnel Services	\$297,970	\$267,457	\$306,174	\$229,444	\$122,887	\$232,426	\$243,545
101 102 201	Insurance	\$343	\$327	\$321	\$359	\$345	\$345	\$362
101 102 202	Professional Services	\$437	\$7,755	\$364	\$500	\$0	\$500	\$500
101 102 211	Publishing	\$0	\$0	\$32	\$5,000	\$673	\$4,000	\$4,000
101 102 221	Rep. & Maintenance-Equipment	\$123	\$4	\$0	\$500	\$0	\$500	\$500
101 102 224	Rep. & Maint. Central Garage	\$246	\$723	\$0	\$0	\$0	\$0	\$0
101 102 231	Postage	\$1,087	\$1,092	\$2,300	\$3,300	\$530	\$3,300	\$3,300
101 102 232	Office Supplies	\$1,954	\$1,463	\$1,619	\$1,700	\$349	\$1,700	\$1,700
101 102 233	Printing & Binding	\$1,985	\$0	\$0	\$500	\$0	\$500	\$500
101 102 234	Copies	\$2,850	\$4,126	\$5,130	\$4,400	\$1,200	\$5,400	\$5,400
101 102 235	Subscriptions & Publications	\$273	\$315	\$325	\$500	\$30	\$500	\$500
101 102 261	Membership Dues	\$829	\$1,414	\$2,408	\$1,800	\$848	\$2,000	\$2,000
101 102 262	Mileage	\$1,200	\$4,500	\$8,400	\$8,000	\$4,250	\$7,800	\$7,800
101 102 264	Schools	\$0	\$145	\$760	\$1,000	\$156	\$1,000	\$7,000
101 102 265	Conference & Meetings	\$4,829	\$6,838	\$7,240	\$6,000	\$4,033	\$6,000	\$6,200
101 102 271	Telephone	\$2,974	\$2,870	\$2,715	\$3,000	\$1,262	\$3,000	\$3,000
	Subtotal Other Current Expenditures	\$19,130	\$31,572	\$31,614	\$36,559	\$13,676	\$36,545	\$42,762
101 102 350	Equipment	\$0	\$155	\$0	\$1,000	\$0	\$1,000	\$1,000
	Subtotal Capital Expenditures	\$0	\$155	\$0	\$1,000	\$0	\$1,000	\$1,000
	Total Expenditures	\$317,100	\$299,184	\$337,788	\$267,003	\$136,563	\$269,971	\$287,307

<p style="text-align: center;">CITY ATTORNEY ACCOUNT #101-103</p>

PURPOSE OF THIS DEPARTMENT: Why does this department exist?

The purpose of the City Attorney is to serve as the legal consultant, advisor, and representative for the City of Yankton.

Department Personnel: one City Attorney

GOALS OF THIS DEPARTMENT: What will this department attempt to accomplish this year?

The goals of this department are to consult, advise and represent the City of Yankton in any and all capacities as is necessary and to ensure proper legal representation in all aspects of City government.

City of Yankton
Adopted 2011 Budget

Fund: General		Function: General Government				Activity: City Attorney		
ACCOUNT NO.	DESCRIPTION	2007 ACTUAL	2008 ACTUAL	2009 ACTUAL	2010 ADOPTED	2010 Y.T.D.	2010 ESTIMATED	2011 ADOPTED
101 103 102	Temp. Salaries & Wages	\$20,000	\$20,000	\$32,308	\$36,000	\$20,769	\$36,000	\$36,000
101 103 111	OASI	\$1,530	\$1,530	\$2,472	\$2,754	\$1,589	\$2,754	\$2,754
101 103 131	Worker's Compensation	\$45	\$45	\$46	\$76	(\$3)	\$76	\$80
101 103 133	Unemployment Insurance	\$30	\$53	\$59	\$102	\$150	\$540	\$567
	Subtotal Personnel Services	\$21,605	\$21,628	\$34,885	\$38,932	\$22,505	\$39,370	\$39,401
101 103 202	Professional Services	\$10,495	\$24,389	\$27,769	\$15,000	\$4,021	\$15,000	\$7,000
101 103 235	Subscriptions & Publications	\$3,514	\$2,448	\$1,043	\$3,000	\$0	\$3,000	\$3,000
	Subtotal Other Current Expenditures	\$14,009	\$26,837	\$28,812	\$18,000	\$4,021	\$18,000	\$10,000
	Total Expenditures	\$35,614	\$48,465	\$63,697	\$56,932	\$26,526	\$57,370	\$49,401

FINANCE OFFICE

ACCOUNT #101-104

PURPOSE OF THIS DEPARTMENT: Why does this department exist?

The primary mission of the Yankton Finance Department is to provide comprehensive and accurate financial services and records management in an efficient manner to ensure the delivery of high quality public services and accountability to its constituents.

Department Personnel: one Finance Officer, one Deputy Finance Officer, one Computer Operator, one Municipal Records Clerk, one Utility Customer Service Clerk, and three Accounting Clerks.

GOALS OF THIS DEPARTMENT: What will this department attempt to accomplish this year?

- 1 Provide timely, accurate reporting of official city proceedings and financial information
 - 2 Maintain an efficient system for the receipt and payment of city funds, financial reporting and legal reporting
 - 3 Maximize investment earnings within the limitations of the formal investment policy
 - 4 Provide excellent customer service
-

OBJECTIVES FOR REACHING OUR GOALS:

- 1a Maintain budgetary control by monthly review and reporting of all budget variances.
 - 1b Achieve 98% accuracy rate in the receipt and expenditures of city monies to their appropriate funds and accounts
 - 2a Achieve 85% participation in payroll direct deposit
 - 2b Achieve 20% participation in ACH bank payment of utility bills
 - 2c Submit all legal notices via email to official newspaper within respective time frames
 - 2d Maintain annual utility write-offs at less than 1%
 - 3a Achieve investment returns equal to market
 - 4a Maintain cross-training program requirements for Finance Office employees
 - 4b Establish baseline rating on citizen satisfaction rating for customer service
-

CAPITAL IMPROVEMENTS PLAN: What major pieces of equipment and other items in your department will have to be replaced or purchased in the next five years.

- | | |
|------|--------------------------------|
| 2010 | Update equipment and furniture |
| 2011 | Update equipment and furniture |
| 2012 | Update equipment and furniture |
| 2013 | Update equipment and furniture |
| 2014 | Update equipment and furniture |

City of Yankton
Adopted 2011 Budget

Fund: General		Function: General Government				Activity: Finance Office		
ACCOUNT NO.	DESCRIPTION	2007 ACTUAL	2008 ACTUAL	2009 ACTUAL	2010 ADOPTED	2010 Y.T.D.	2010 ESTIMATED	2011 ADOPTED
101 104 101	Regular Salaries & Wages	\$317,866	\$337,150	\$336,173	\$362,272	\$191,900	\$362,272	\$375,785
101 104 102	Temp. Salaries & Wages	\$0	\$0	\$0	\$0	\$0	\$0	\$0
101 104 111	OASI	\$23,630	\$25,076	\$24,459	\$27,714	\$13,958	\$27,714	\$28,748
101 104 121	Retirement	\$19,072	\$20,229	\$20,170	\$21,736	\$11,514	\$21,736	\$22,547
101 104 131	Worker's Compensation	\$528	\$533	\$541	\$611	(\$37)	\$611	\$642
101 104 132	Group Insurance	\$44,242	\$47,277	\$50,497	\$60,140	\$30,332	\$60,140	\$69,161
101 104 133	Unemployment Insurance	\$140	\$273	\$362	\$527	\$1,142	\$1,200	\$1,260
	Subtotal Personnel Services	\$405,478	\$430,538	\$432,202	\$473,000	\$248,809	\$473,673	\$498,143
101 104 201	Insurance	\$620	\$590	\$579	\$651	\$623	\$651	\$684
101 104 202	Professional Services	\$16,142	\$16,607	\$16,236	\$18,500	\$6,457	\$18,500	\$18,500
101 104 211	Publishing	\$175	\$0	\$0	\$135	\$0	\$135	\$135
101 104 221	Rep. & Maintenance-Equipment	\$490	\$144	\$0	\$400	\$0	\$400	\$400
101 104 231	Postage	\$2,594	\$2,955	\$2,791	\$3,000	\$1,159	\$3,000	\$3,000
101 104 232	Office Supplies	\$6,237	\$5,795	\$3,612	\$6,500	\$2,881	\$5,900	\$5,900
101 104 233	Printing & Binding	\$692	\$789	\$609	\$1,000	\$0	\$1,000	\$1,000
101 104 234	Copies	\$2,063	\$1,688	\$2,342	\$2,500	\$1,653	\$2,800	\$3,000
101 104 235	Subscriptions & Publications	\$258	\$285	\$2,002	\$500	\$563	\$500	\$500
101 104 261	Membership Dues	\$40	\$290	\$345	\$150	\$125	\$250	\$250
101 104 264	Schools	\$317	\$330	\$450	\$1,500	\$150	\$1,500	\$1,500
101 104 265	Conference & Meetings	\$428	\$1,113	\$210	\$500	\$0	\$500	\$500
101 104 271	Telephone	\$4,353	\$4,473	\$4,152	\$4,500	\$2,051	\$4,500	\$4,500
	Subtotal Other Current Expenditures	\$34,409	\$35,059	\$33,328	\$39,836	\$15,662	\$39,636	\$39,869
101 104 350	Equipment	\$595	\$0	\$0	\$1,000	\$0	\$1,000	\$1,000
	Subtotal Capital Expenditures	\$595	\$0	\$0	\$1,000	\$0	\$1,000	\$1,000
	Total Expenditures	\$440,482	\$465,597	\$465,530	\$513,836	\$264,471	\$514,309	\$539,012

INFORMATION SERVICES

ACCOUNT #101-105

PURPOSE OF THIS DEPARTMENT: Why does this department exist?

The vision of the department is to advance the City of Yankton through the effective deployment of information technology. The department is committed to improving the quality and types of services available cost effectively.

Department Personnel: one Information Services Manager / Special Projects

GOALS OF THIS DEPARTMENT: What will this department attempt to accomplish this year?

- 1 Enhance department services and efficiency with technology
 - 2 Facilitate citizen's interaction with the City Government through technology
 - 3 Ensure accurate and fiscally responsible budgeting
 - 4 Analyze, develop and enhance Geographic Information Systems (GIS) technology use in the City
-

OBJECTIVES FOR REACHING OUR GOALS:

- 1a Maintain server uptime exceeding 99.7% annually
 - 1b Provide 24 hours of formal technology related training for the organization
 - 2a Increase unique web site visitors by 10%
 - 2b Answer web inquiries within 24 hours
 - 2c Establish baseline ratings of citizen satisfaction with website
 - 3a Provide accurate and easily understood documents to keep the budget process in line with the budget timeline
 - 3b Project revenue and expenditures to be within 2% of the actual results
 - 4a Inventory and assess current capability and training
 - 4b Develop an effective method for sharing of data between the City's CAD and GIS systems
 - 4c Develop and maintain geographic layers and data for use by staff and the public
-

CAPITAL IMPROVEMENTS PLAN: What major pieces of equipment and other items in your department will have to be replaced or purchased in the next five years?

- 2010 Computer equipment
- 2011 Computer equipment
- 2012 Computer equipment
- 2013 Computer equipment
- 2014 Computer equipment

City of Yankton
Adopted 2011 Budget

Fund: General		Function: General Government				Activity: Information Services		
ACCOUNT NO.	DESCRIPTION	2007 ACTUAL	2008 ACTUAL	2009 ACTUAL	2010 ADOPTED	2010 Y.T.D.	2010 ESTIMATED	2011 ADOPTED
101 105 101	Regular Salaries & Wages	\$54,676	\$56,826	\$61,886	\$62,221	\$33,900	\$62,221	\$64,542
101 105 102	Temp. Salaries & Wages	\$4,425	\$2,970	\$0	\$5,000	\$0	\$5,000	\$5,000
101 105 111	OASI	\$4,518	\$4,710	\$4,731	\$5,142	\$2,592	\$5,142	\$5,320
101 105 121	Retirement	\$3,281	\$3,518	\$3,713	\$3,733	\$2,034	\$3,733	\$3,873
101 105 131	Worker's Compensation	\$0	\$0	\$0	\$7	\$0	\$7	\$7
101 105 132	Group Insurance	\$5,173	\$5,579	\$5,869	\$6,722	\$3,554	\$6,722	\$7,730
101 105 133	Unemployment Insurance	\$26	\$46	\$46	\$89	\$140	\$150	\$158
	Subtotal Personnel Services	\$72,099	\$73,649	\$76,245	\$82,914	\$42,220	\$82,975	\$86,630
101 105 201	Insurance	\$233	\$223	\$217	\$245	\$234	\$245	\$257
101 105 202	Professional Services	\$749	\$857	\$1,304	\$3,000	\$0	\$3,000	\$3,000
101 105 207	Services - PC Network	\$125	\$0	\$390	\$1,500	\$0	\$1,500	\$1,500
101 105 211	Publishing	\$0	\$0	\$0	\$250	\$0	\$250	\$250
101 105 221	Rep. & Maintenance-Equipment	\$1,135	\$911	\$479	\$1,500	\$289	\$1,500	\$1,500
101 105 230	Supplies - PC Network	\$954	\$1,986	\$459	\$2,500	\$293	\$2,500	\$2,500
101 105 231	Postage	\$0	\$0	\$0	\$100	\$0	\$100	\$100
101 105 232	Office Supplies	\$346	\$242	\$148	\$500	\$90	\$500	\$500
101 105 234	Copies	\$0	\$0	\$203	\$100	\$0	\$50	\$100
101 105 235	Subscriptions & Publications - Software / Aeri	\$0	\$30	\$0	\$8,000	\$442	\$8,000	\$8,000
101 105 261	Membership Dues	\$0	\$0	\$0	\$100	\$0	\$100	\$100
101 105 264	Schools	\$1,500	\$0	\$630	\$2,000	\$0	\$2,000	\$2,000
101 105 265	Conference & Meetings	\$0	\$75	\$71	\$1,000	\$44	\$1,000	\$1,000
101 105 270	Internet Access	\$13,014	\$8,631	\$15,506	\$14,820	\$4,483	\$14,820	\$14,820
101 105 271	Telephone	\$704	\$0	\$0	\$750	\$0	\$750	\$750
	Subtotal Other Current Expenditures	\$18,760	\$12,955	\$19,407	\$36,365	\$5,875	\$36,315	\$36,377
101 105 350	Equipment	\$22,885	\$31,860	\$17,996	\$71,000	\$0	\$71,000	\$31,000
	Subtotal Capital Expenditures	\$22,885	\$31,860	\$17,996	\$71,000	\$0	\$71,000	\$31,000
	Total Expenditures	\$113,744	\$118,464	\$113,648	\$190,279	\$48,095	\$190,290	\$154,007

COMMUNITY DEVELOPMENT

ACCOUNT #101-106

PURPOSE OF THIS DEPARTMENT: Why does this department exist?

To foster the continued development of a well planned, healthy, and vibrant city with a strong economic base, excellent employment opportunities, and a wide range of diversified housing opportunities for the citizenry

To protect the health, safety, and welfare of the citizens by providing exemplary customer service in the administration and enforcement of adopted building related codes and ordinances and to seek compliance to the Municipal Code by providing citizens guidance and direction for the resolution of problems and violations in a friendly, fair and impartial manner.

Department Personnel: one Community Development Director; one Building Official, and one Building Inspector.

GOALS OF THIS DEPARTMENT: What will this department attempt to accomplish this year?

- 1 Provide our citizens safe, well-planned neighborhoods in which to live, work and play
- 2 Provide effective and efficient building services
- 3 Provide code enforcement activities that improve the quality of life in the City of Yankton

OBJECTIVES FOR REACHING OUR GOALS:

- 1a Establish baseline ratings for citizen satisfaction components
- 1b Provide bi-annual citizen forum in conjunction with two regular Planning Commission meetings
- 2a Each new structure shall have had three building and three plumbing inspections during the process of construction. Inspections will occur within one business day of the request
- 2b Plan review requests will be responded to within 10 days for commercial projects and three days for residential projects
- 3a Nuisance and weed inspections will have been responded to within one business day of receipt of information and notifications will have been sent out within one business day after inspection
- 3b Building and other abatement cases will have been resolved within four months of an initial finding

CAPITAL IMPROVEMENTS PLAN: What major pieces of equipment and other items in your department will have to be replaced or purchased in the next five years?

- 2010 Office furniture/equipment
- 2011 No capital improvements planned
- 2012 Office furniture /equipment, pin locator
- 2013 Vehicle replacement
- 2014 Office furniture/equipment

<p style="text-align: center;">CONTINGENCY FUND ACCOUNT #101-109</p>
--

PURPOSE OF THIS DEPARTMENT: Why does this department exist?

The purpose of the Contingency Fund is to reserve money in each year's budget to pay for unbudgeted and unexpected expenditures that may arise.

GOALS OF THIS FUND: What will this department attempt to accomplish this year?

The goal is to reserve approximately \$100,000 for unbudgeted or unplanned expenditures.

City of Yankton
Adopted 2011 Budget

Fund: **General** Function: **General Government** Activity: **Contingency**

ACCOUNT NO.	DESCRIPTION	2007 ACTUAL	2008 ACTUAL	2009 ACTUAL	2010 ADOPTED	2010 Y.T.D.	2010 ESTIMATED	2011 ADOPTED
101 109 601	Contingency	\$0	\$0	\$0	\$125,000	\$0	\$100,000	\$200,000
	Total Expenditures	\$0	\$0	\$0	\$125,000	\$0	\$100,000	\$200,000

<p style="text-align: center;">POLICE K-9 ACCOUNT #101-110</p>
--

PURPOSE OF THIS DEPARTMENT: Why does this department exist?

The purpose of the Police K-9 Fund is to fund the purchase, retention and training of police dogs and their handlers. This program was originally started in 1996 by a group of private citizens who formed an LLC (Limited Liability Corporation). This group dissolved in 1998 and transferred their remaining private contributions to this restricted fund within the City of Yankton's financial accounts. The City purchased two canine units in 2002 with LLEBG funds.

Department Personnel: one K-9 Unit (Grief) and two sworn officers, who are the handlers.

Goals of this Department: What will this department attempt to accomplish this year?

The goals of this department are to have dogs that assist in the tracking and apprehension of those who violate the law, protection of their handlers, evidence detection, search and discovery of illegal drugs and community policing through public appearances.

Objectives for reaching our goals:

- Continue to fight against drugs on the streets of Yankton and surrounding area.
- Protection of all Yankton Police Officers and citizens they serve.
- Attend training to maintain their credibility and proficiency.
- Care for the animals involved at the handler's house.

Capital Improvement Plan:

Handled in police line items.

City of Yankton
Adopted 2011 Budget

Fund: **General**

Function: **Public Safety**

Activity: **Police**

ACCOUNT NO.	DESCRIPTION	2007 ACTUAL	2008 ACTUAL	2009 ACTUAL	2010 ADOPTED	2010 Y.T.D.	2010 ESTIMATED	2011 ADOPTED
101 111 101	Regular Salaries & Wages	\$1,416,161	\$1,491,070	\$1,512,327	\$1,619,880	\$817,242	\$1,619,880	\$1,680,302
101 111 102	Temp. Salaries & Wages	\$4,327	\$4,261	\$4,509	\$8,000	\$3,162	\$8,000	\$8,000
101 111 103	Overtime Wages	\$78,312	\$74,630	\$65,005	\$55,000	\$39,397	\$55,000	\$55,000
101 111 111	OASI	\$110,103	\$115,584	\$117,019	\$128,740	\$63,862	\$128,740	\$133,363
101 111 121	Retirement	\$112,124	\$117,144	\$117,587	\$134,630	\$64,036	\$134,630	\$139,464
101 111 131	Worker's Compensation	\$24,508	\$24,699	\$25,133	\$27,118	(\$1,705)	\$27,118	\$28,572
101 111 132	Group Insurance	\$199,814	\$211,995	\$210,156	\$241,243	\$131,745	\$241,243	\$277,429
101 111 133	Unemployment Insurance	\$657	\$1,354	\$1,759	\$2,612	\$5,325	\$5,670	\$5,954
	Subtotal Personnel Services	\$1,946,006	\$2,040,737	\$2,053,495	\$2,217,223	\$1,123,064	\$2,220,281	\$2,328,084
101 111 201	Insurance	\$23,608	\$20,422	\$20,108	\$22,505	\$21,556	\$22,505	\$23,630
101 111 202	Professional Services	\$41,874	\$55,889	\$37,401	\$42,000	\$14,728	\$30,000	\$45,000
101 111 211	Publishing	\$138	\$187	\$84	\$1,000	\$82	\$500	\$750
101 111 212	Rent for Safety Center	\$111,618	\$49,000	\$56,697	\$100,000	\$35,617	\$90,000	\$95,000
101 111 221	Rep. & Maintenance-Equipment	\$14,650	\$19,814	\$15,413	\$25,000	\$5,706	\$15,000	\$25,000
101 111 222	Rep.& Maint.-Vehicles	\$8,597	\$16,051	\$12,679	\$15,000	\$9,440	\$15,000	\$20,000
101 111 224	Rep. & Maint. Central Garage	\$96,814	\$105,279	\$67,019	\$120,000	\$32,859	\$75,000	\$95,000
101 111 231	Postage	\$2,003	\$1,817	\$1,305	\$2,500	\$712	\$1,500	\$2,500
101 111 232	Office Supplies	\$7,944	\$6,887	\$3,322	\$3,500	\$1,812	\$3,500	\$4,000
101 111 233	Printing & Binding	\$2,352	\$3,819	\$2,872	\$2,500	\$1,089	\$2,500	\$2,500
101 111 234	Copies	\$3,431	\$4,455	\$4,654	\$5,000	\$1,758	\$5,000	\$5,000
101 111 235	Subscriptions & Publications	\$811	\$1,319	\$386	\$1,200	\$361	\$750	\$1,000
101 111 240	Chemicals & Gases	\$2,350	\$0	\$307	\$2,000	\$270	\$1,000	\$4,000
101 111 243	Medical & Safety Supplies	\$727	\$1,388	\$707	\$2,000	\$749	\$1,000	\$2,000
101 111 244	Uniforms	\$8,111	\$5,640	\$10,867	\$11,000	\$4,405	\$11,000	\$11,000
101 111 248	Photography Supplies	\$674	\$408	\$278	\$500	\$0	\$500	\$500
101 111 251	Safety Town Expenditures	\$4,630	\$3,467	\$4,199	\$5,000	\$3,219	\$4,000	\$5,000
101 111 261	Membership Dues	\$869	\$912	\$1,007	\$800	\$853	\$900	\$1,200
101 111 262	Mileage	\$5,100	\$5,100	\$4,875	\$6,500	\$1,800	\$4,900	\$6,500
101 111 263	Travel Expense	\$1,695	\$4,870	\$2,633	\$6,000	\$2,684	\$3,000	\$8,000
101 111 264	Schools	\$798	\$1,561	\$1,683	\$4,000	\$1,031	\$2,000	\$6,000
101 111 265	Conference & Meetings	\$187	\$65	\$130	\$3,000	\$195	\$1,000	\$5,000
101 111 266	Special Account-Detectives	\$2,000	\$0	\$0	\$3,000	\$0	\$3,000	\$3,000
101 111 267	Ammunition	\$0	\$0	\$0	\$0	\$0	\$0	\$9,000
101 111 271	Telephone	\$19,155	\$17,587	\$15,583	\$22,000	\$5,598	\$17,000	\$22,000
	Subtotal Other Current Expenditures	\$360,136	\$325,937	\$264,209	\$406,005	\$146,524	\$310,555	\$402,580
101 111 301	Capital Repair & Maintenance	\$0	\$0	\$4,203	\$0	\$0	\$0	\$0
101 111 350	Equipment	\$110,072	\$83,811	\$89,382	\$165,000	\$97,490	\$207,537	\$156,500
	Subtotal Capital Expenditures	\$110,072	\$83,811	\$93,585	\$165,000	\$97,490	\$207,537	\$156,500
	Audit Adjustment							
	Total Expenditures	\$2,416,214	\$2,450,485	\$2,411,289	\$2,788,228	\$1,367,078	\$2,738,373	\$2,887,164

<p style="text-align: center;">ANIMAL CONTROL ACCOUNT #101-113</p>

Purpose of this Department: Why does this department exist?

This department provides animal control services for the City of Yankton and some assistance to other law enforcement departments in the area upon request. The Animal Control Department also maintains the City animal shelter. Parking enforcement throughout the City is approximately one fourth of the officer's time.

Department Personnel: one full-time Officer.

Goals of this Department: What will this department attempt to accomplish this year?

Animal Control will provide humane care and control of animals. It will also enforce animal and parking laws within the city limits. The Department will continue to maintain an aggressive Pet Adoption and Registration program. Work with the Yankton Area Humane Society.

Objectives for reaching our goals:

- Maintain and improve shelter conditions for animals.
 - Continue pet adoption program.
 - Improve pet registration.
 - Continue training for the officer.
 - Continue parking enforcement.
 - Public appearances.
-

Capital Improvement Plan: What major pieces of equipment and other items in your department will have to be replaced or purchased in the next five years?

2010 Shelter upkeep
2011 Shelter upkeep, new vehicle
2012 Shelter upkeep
2013 Shelter upkeep
2014 Shelter upkeep

City of Yankton
Adopted 2011 Budget

Fund: **General**

Function: **Public Safety**

Activity: **Animal Control**

ACCOUNT NO.	DESCRIPTION	2007 ACTUAL	2008 ACTUAL	2009 ACTUAL	2010 ADOPTED	2010 Y.T.D.	2010 ESTIMATED	2011 ADOPTED
101 113 101	Regular Salaries & Wages	\$27,754	\$28,922	\$29,688	\$31,187	\$17,741	\$31,187	\$32,350
101 113 102	Temp. Salaries & Wages	\$0	\$0	\$0	\$0	\$0	\$0	\$0
101 113 103	Overtime Wages	\$202	\$0	\$0	\$500	\$0	\$500	\$500
101 113 111	OASI	\$2,118	\$2,192	\$2,251	\$2,424	\$1,346	\$2,424	\$2,513
101 113 121	Retirement	\$1,678	\$1,735	\$1,781	\$1,901	\$1,064	\$1,901	\$1,971
101 113 131	Worker's Compensation	\$285	\$289	\$292	\$314	(\$19)	\$314	\$330
101 113 132	Group Insurance	\$5,206	\$5,579	\$5,869	\$5,833	\$3,554	\$5,833	\$6,125
101 113 133	Unemployment Insurance	\$17	\$33	\$44	\$64	\$145	\$150	\$158
	Subtotal Personnel Services	\$37,260	\$38,750	\$39,925	\$42,223	\$23,831	\$42,309	\$43,947
101 113 201	Insurance	\$485	\$462	\$453	\$509	\$487	\$509	\$534
101 113 211	Publishing	\$0	\$0	\$0	\$150	\$0	\$150	\$150
101 113 221	Rep. & Maintenance-Equipment	\$0	\$0	\$0	\$500	\$0	\$400	\$500
101 113 222	Rep. & Maintenance-Vehicles	\$1,168	\$142	\$0	\$2,000	\$0	\$1,000	\$2,000
101 113 223	Rep. & Maintenance-Buildings	\$302	\$513	\$0	\$500	\$0	\$300	\$500
101 113 224	Rep. & Maint.-Central Garage	\$5,102	\$5,031	\$3,027	\$7,600	\$1,034	\$4,000	\$5,000
101 113 233	Printing	\$0	\$0	\$321	\$100	\$0	\$50	\$100
101 113 244	Uniforms	\$434	\$169	\$102	\$600	\$0	\$300	\$600
101 113 246	Animal Shelter Expense	\$1,135	\$1,167	\$1,229	\$2,000	\$447	\$1,500	\$2,000
	Subtotal Other Current Expenditures	\$8,626	\$7,484	\$5,132	\$13,959	\$1,968	\$8,209	\$11,384
101 113 350	Equipment	\$944	\$2,365	\$0	\$4,500	\$0	\$4,500	\$38,000
	Subtotal Capital Expenditures	\$944	\$2,365	\$0	\$4,500	\$0	\$4,500	\$38,000
	Total Expenditures	\$46,830	\$48,599	\$45,057	\$60,682	\$25,799	\$55,018	\$93,331

FIRE DEPARTMENT

ACCOUNT #101-114

PURPOSE OF THIS DEPARTMENT: Why does this department exist?

The Yankton Fire Department will safely provide fire and emergency services that protect the lives of all who visit, work or invest in Yankton and the surrounding area.

Departmental Personnel: one Fire Chief, one Fire Marshal / Deputy Chief and forty Volunteer Firefighters

GOALS OF THIS DEPARTMENT:

- 1 Strive to prevent emergencies through effective code enforcement and public education programs
 - 2 Provide safe and effective fire suppression and emergency services
-

OBJECTIVES FOR REACHING OUR GOALS:

- 1a Perform 120 fire and life safety inspections in commercial occupancies
 - 1b Have no civilian fire deaths and less than three civilian injuries from fire
 - 2a Provide an average response time to all emergencies within the City Limits of 5 minutes with an average turnout of 25 firefighters per call
 - 2b Have 0 firefighter injuries
 - 2c Keep total percentage of property lost to 35% or under on structure
 - 2d Establish benchmark rating for community satisfaction/perceptions of safety related to fire services
-

CAPITAL IMPROVEMENTS PLAN: What major equipment purchases or replacements are anticipated in the next five years?

- 2010 Replace hose, replace personal protective equipment, improve two-way radios and accessories
- 2011 Replace Engine #3, replace personal protective equipment, replace hose, replace pagers
- 2012 Replace personal protective equipment, replace hose, replace pagers
- 2013 Replace Engine #2, replace personal protective equipment, replace hose, replace pagers
- 2014 Replace hose, replace personal protective equipment, Replace Ladder #1.

City of Yankton
Adopted 2011 Budget

Fund: General		Function: Public Safety				Activity: Fire Department		
ACCOUNT NO.	DESCRIPTION	2007 ACTUAL	2008 ACTUAL	2009 ACTUAL	2010 ADOPTED	2010 Y.T.D.	2010 ESTIMATED	2011 ADOPTED
101 114 101	Regular Salaries & Wages	\$112,903	\$118,172	\$121,431	\$124,822	\$65,639	\$124,822	\$129,478
101 114 111	OASI	\$8,520	\$8,914	\$9,134	\$9,549	\$4,936	\$9,549	\$9,905
101 114 121	Retirement	\$9,032	\$9,454	\$9,714	\$9,986	\$5,251	\$9,986	\$10,358
101 114 131	Worker's Compensation	\$4,108	\$4,140	\$4,197	\$4,529	(\$284)	\$4,529	\$4,755
101 114 132	Group Insurance	\$12,798	\$11,597	\$11,739	\$19,369	\$7,108	\$19,369	\$22,274
101 114 133	Unemployment Insurance	\$37	\$72	\$93	\$139	\$276	\$300	\$315
	Subtotal Personnel Services	\$147,398	\$152,349	\$156,308	\$168,394	\$82,926	\$168,555	\$177,085
101 114 201	Insurance	\$15,203	\$16,680	\$12,517	\$16,684	\$13,986	\$14,500	\$16,684
101 114 202	Professional Services	\$23,853	\$31,066	\$41,183	\$42,314	\$12,739	\$42,314	\$45,900
101 114 205	Examinations	\$12,433	\$11,081	\$11,241	\$12,500	\$1,290	\$12,500	\$25,800
101 114 221	Rep. & Maintenance-Equipment	\$7,309	\$8,615	\$4,287	\$7,500	\$5,311	\$7,500	\$8,000
101 114 222	Rep.& Maint.-Vehicles	\$2,902	\$2,826	\$3,176	\$3,500	\$285	\$3,500	\$3,500
101 114 223	Rep & Maint.-Bldgs.	\$2,658	\$254	\$1,361	\$3,600	\$1,257	\$3,600	\$3,600
101 114 224	Rep. & Maint. Central Garage	\$9,849	\$10,154	\$6,385	\$11,000	\$2,098	\$11,000	\$11,000
101 114 231	Postage	\$284	\$337	\$145	\$350	\$94	\$300	\$350
101 114 232	Office Supplies	\$329	\$196	\$199	\$325	\$304	\$700	\$700
101 114 233	Printing & Binding	\$213	\$24	\$78	\$350	\$0	\$250	\$350
101 114 234	Copies	\$532	\$306	\$186	\$450	\$111	\$350	\$450
101 114 235	Subscriptions & Publications	\$1,592	\$1,647	\$1,700	\$2,000	\$1,311	\$2,000	\$2,000
101 114 240	Chemicals & Gases	\$0	\$1,080	\$1,530	\$2,000	\$316	\$2,000	\$2,000
101 114 243	Medical & Safety Supplies	\$884	\$589	\$167	\$1,000	\$62	\$1,000	\$1,000
101 114 244	Uniforms & Dry Goods	\$1,041	\$1,187	\$678	\$1,500	\$567	\$1,500	\$1,500
101 114 247	Small Tools & Hardware	\$1,710	\$2,127	\$1,451	\$2,700	\$1,106	\$2,700	\$2,700
101 114 261	Membership Dues	\$1,295	\$1,440	\$1,239	\$1,695	\$810	\$1,695	\$1,695
101 114 263	Travel Expense	\$664	\$233	\$343	\$1,000	\$0	\$1,000	\$1,000
101 114 264	Schools	\$7,942	\$10,824	\$6,729	\$11,000	\$2,497	\$11,000	\$11,000
101 114 265	Conference & Meetings	\$1,213	\$1,079	\$411	\$1,500	\$0	\$1,500	\$1,500
101 114 268	Prevention	\$2,587	\$1,850	\$2,092	\$2,500	\$29	\$2,500	\$2,500
101 114 271	Telephone	\$2,669	\$2,616	\$2,482	\$3,250	\$1,658	\$4,250	\$4,250
101 114 272	Electricity	\$3,332	\$2,431	\$1,807	\$8,850	\$1,947	\$8,850	\$8,850
101 114 273	Fuel-Heating	\$2,314	\$2,267	\$1,799	\$7,000	\$2,309	\$7,000	\$7,000
101 114 274	Water Service	\$220	\$236	\$252	\$1,600	\$1,189	\$1,600	\$1,600
101 114 275	Sewer Service	\$87	\$90	\$102	\$220	\$131	\$220	\$220
101 114 276	Landfill	\$0	\$0	\$0	\$0	\$128	\$450	\$450
101 114 277	Rubble	\$12	\$20	\$24	\$450	\$0	\$0	\$0
	Subtotal Other Current Expenditures	\$103,127	\$111,255	\$103,564	\$146,838	\$51,535	\$145,779	\$165,599
101 114 320	Buildings	\$33,286	\$0	\$12,885	\$0	(\$5,500)	\$0	\$0
101 114 321	North Fire Station	\$0	\$125,485	\$1,702,785	\$812,232	\$39,766	\$391,730	\$0
101 114 350	Equipment	\$18,206	\$41,742	\$85,165	\$189,450	\$57,174	\$158,790	\$512,000
101 114 310	Land	\$255,074	\$0	\$0	\$0	\$0	\$0	\$0
101 114 411	Interest Debt Service	\$3,568	\$2,402	\$84,534	\$0	\$48,890	\$100,232	\$100,232
102 114 422	Bond Issuance Cost	\$0	\$0	\$20,140	\$0	\$0	\$0	\$0
103 114 423	Bond Discounts	\$0	\$0	\$39,930	\$0	\$0	\$0	\$0
104 114 431	Other Debt Service	\$0	\$0	\$15	\$0	\$425	\$0	\$0
105 114 441	Principal	\$0	\$0	\$105,000	\$0	\$0	\$90,000	\$90,000
	Subtotal Capital Expenditures	\$310,134	\$169,629	\$2,050,454	\$1,001,682	\$140,755	\$740,752	\$702,232
	Total Expenditures	\$560,659	\$433,233	\$2,310,326	\$1,316,914	\$275,216	\$1,055,086	\$1,044,916

<p style="text-align: center;">CIVIL DEFENSE ACCOUNT #101-115</p>

PURPOSE OF THIS DEPARTMENT: Why does this department exist?

Civil Defense provides outdoor warning siren services for storms, fires and other emergencies. This program also provides some emergency management, Haz-mat and rescue functions.

GOALS OF THIS DEPARTMENT: What will this department attempt to accomplish this year?

Enhance training for local emergency responders and continue acquisition of mission specific equipment utilizing grant funding where available. Begin replacement of older warning sirens

OBJECTIVES FOR REACHING OUR GOALS:

- Cooperate in comprehensive community exercise planning.
 - Improve communication and preparation among local area responders.
 - Continue maintenance and replacement of older sirens.
 - Continued support of Local Emergency Planning Committee efforts.
-

CAPITAL IMPROVEMENTS PLAN: What major equipment replacement or acquisition does your department anticipate in the next five years?

2010	Replace siren in Yankton
2011	Replace siren in Yankton
2012	No capital improvements planned
2013	No capital improvements planned
2014	No capital improvements planned

City of Yankton
Adopted 2011 Budget

Fund: **General**

Function: **Public Safety**

Activity: **Civil Defense**

ACCOUNT NO.	DESCRIPTION	2007 ACTUAL	2008 ACTUAL	2009 ACTUAL	2010 ADOPTED	2010 Y.T.D.	2010 ESTIMATED	2011 ADOPTED
101 115 221	Rep. & Maintenance-Equipment	\$1,074	\$1,025	\$931	\$1,500	\$251	\$1,500	\$1,500
101 115 224	Rep. & Maintenance-Central Garage	\$0	\$0	\$0	\$300	\$0	\$150	\$300
101 115 240	Chemicals & Gases	\$506	\$0	\$172	\$250	\$0	\$250	\$250
101 115 247	Small Tools & Hardware	\$165	\$661	\$242	\$300	\$0	\$300	\$300
101 115 271	Telephone	\$8	\$8	\$7	\$25	\$4	\$25	\$25
101 115 272	Electricity	\$957	\$459	\$557	\$450	\$288	\$500	\$550
101 115 273	Fuel-Generator	\$225	\$246	\$218	\$250	\$104	\$250	\$250
	Subtotal Other Current Expenditures	\$2,935	\$2,399	\$2,127	\$3,075	\$647	\$2,975	\$3,175
101 115 350	Equipment	\$31,696	\$21,623	\$0	\$20,000	\$7,460	\$8,000	\$10,000
	Subtotal Capital Expenditures	\$31,696	\$21,623	\$0	\$20,000	\$7,460	\$8,000	\$10,000
	Total Expenditures	\$34,631	\$24,022	\$2,127	\$23,075	\$8,107	\$10,975	\$13,175

PUBLIC SERVICES – ENGINEERING

ACCOUNT #101-122

PURPOSE OF THIS DEPARTMENT: Why does this department exist?

To support community growth, well being and economic success by taking actions that sustain and improve the quality of life for this community through good planning, accurate design and quality construction. To assist others in providing and maintaining proper community facilities and infrastructure.

Department Personnel: one Public Services Director; one Civil Engineer; two Senior Engineering Techs; one Secretary; one Executive Director of the Yankton Housing and Redevelopment Commission.

GOALS OF THIS DEPARTMENT: What will this department attempt to accomplish this year?

- 1 Ensure quality construction of infrastructure meeting minimum standards
- 2 Maintain current and accurate mapping
- 3 Provide quick and effective review of plans and plats
- 4 Provide effective city budgeting guidance

OBJECTIVES FOR REACHING OUR GOALS:

- 1a Perform ACI inspection of concrete paving
- 2a Turnaround of 3 days for map requests
- 2b Complete 100% of map updates by December 15
- 3a Provide a written evaluation response within three weeks of receipt
- 4a Estimate projects costs within 10% of final cost

CAPITAL IMPROVEMENTS PLAN: What major pieces of equipment and other items in your department will have to be replaced or purchased in the next five years?

- | | |
|------|--|
| 2010 | Office furniture |
| 2011 | Office furniture |
| 2012 | Replace survey equipment, replace radios |
| 2013 | Vehicle replacement, office equipment |
| 2014 | Office furniture |

City of Yankton
Adopted 2011 Budget

Fund: **General**

Function: **Public Services**

Activity: **Engineering**

ACCOUNT NO.	DESCRIPTION	2007 ACTUAL	2008 ACTUAL	2009 ACTUAL	2010 ADOPTED	2010 Y.T.D.	2010 ESTIMATED	2011 ADOPTED
101 122 101	Regular Salaries & Wages	\$354,214	\$403,639	\$417,181	\$334,000	\$182,284	\$328,000	\$340,234
101 122 102	Temp. Salaries & Wages	\$17,967	\$14,082	\$15,180	\$15,000	\$8,022	\$15,000	\$15,000
101 122 103	Overtime Wages	\$493	\$164	\$219	\$4,000	\$321	\$4,000	\$4,000
101 122 111	OASI	\$26,929	\$30,267	\$31,348	\$27,005	\$14,016	\$26,546	\$27,481
101 122 121	Retirement	\$21,282	\$24,228	\$25,044	\$20,280	\$10,956	\$19,920	\$20,654
101 122 131	Worker's Compensation	\$4,596	\$4,631	\$4,695	\$4,320	(\$319)	\$4,320	\$4,536
101 122 132	Group Insurance	\$45,446	\$52,948	\$55,680	\$52,974	\$25,477	\$52,974	\$60,920
101 122 133	Unemployment Insurance	\$172	\$330	\$433	\$587	\$959	\$959	\$1,007
	Subtotal Personnel Services	\$471,099	\$530,289	\$549,780	\$458,166	\$241,716	\$451,719	\$473,832
101 122 201	Insurance	\$677	\$645	\$645	\$712	\$681	\$712	\$748
101 122 202	Professional Services	\$13,326	\$7,772	\$2,477	\$30,000	\$1,143	\$25,000	\$25,000
101 122 211	Publishing	\$7,845	\$2,337	\$3,880	\$5,000	\$623	\$4,000	\$4,000
101 122 221	Rep. & Maintenance-Equipment	\$622	\$28	\$417	\$1,000	\$851	\$1,500	\$1,000
101 122 222	Rep. & Maintenance-Vehicles	\$0	\$0	\$0	\$200	\$0	\$200	\$200
101 122 224	Rep. & Maintenance-Central Garage	\$6,265	\$11,718	\$7,454	\$4,000	\$1,668	\$4,000	\$4,000
101 122 231	Postage	\$2,418	\$2,884	\$4,485	\$3,000	\$2,341	\$3,000	\$3,000
101 122 232	Office Supplies	\$3,953	\$2,635	\$2,358	\$4,000	\$1,573	\$4,000	\$4,000
101 122 233	Printing & Binding	\$168	\$224	\$494	\$200	\$0	\$200	\$200
101 122 234	Copies	\$1,978	\$4,185	\$4,812	\$3,500	\$1,706	\$5,000	\$5,000
101 122 235	Subscriptions & Publications	\$62	\$51	\$971	\$700	\$31	\$700	\$700
101 122 244	Uniforms & Dry Goods	\$0	\$119	\$0	\$0	\$0	\$0	\$0
101 122 261	Membership Dues	\$1,059	\$1,203	\$1,277	\$1,000	\$295	\$1,000	\$1,000
101 122 262	Mileage	\$4,800	\$4,800	\$4,800	\$4,800	\$2,800	\$4,800	\$4,800
101 122 263	Travel Expense	\$143	\$277	\$114	\$750	\$104	\$750	\$750
101 122 265	Conference & Meetings	\$4,592	\$2,708	\$3,278	\$2,000	\$105	\$4,000	\$4,000
101 122 271	Telephone	\$6,601	\$6,257	\$5,930	\$7,400	\$2,583	\$6,000	\$6,000
	Subtotal Other Current Expenditures	\$54,509	\$47,843	\$43,392	\$68,262	\$16,504	\$64,862	\$64,398
101 122 350	Equipment	\$1,763	\$15,212	\$14,884	\$2,000	\$0	\$2,000	\$2,500
	Subtotal Capital Expenditures	\$1,763	\$15,212	\$14,884	\$2,000	\$0	\$2,000	\$2,500
	Total Expenditures	\$527,371	\$593,344	\$608,056	\$528,428	\$258,220	\$518,581	\$540,730

<p style="text-align: center;">STREET DEPARTMENT ACCOUNT #101-123</p>

PURPOSE OF THIS DEPARTMENT: Why does this department exist?

To optimize the use of available resources to construct and maintain surface transportation systems that support economic viability, promote safe travel and add aesthetically to the community.

Department Personnel: one Street Superintendent / Public Works Manager, one Street Supervisor, one Lead Senior Equipment Operator, five Senior Equipment Operators, five Equipment Operators and one permanent part-time Public Works Assistant.

GOALS OF THIS DEPARTMENT: What will this department attempt to accomplish this year?

- 1 Provide an effective pavement reconstruction program
-

OBJECTIVES FOR REACHING OUR GOALS:

- 1a Establish roadway grading system
 - 1b Establish baseline ratings for citizen satisfaction of transportation system
-

CAPITAL IMPROVEMENTS PLAN: What major pieces of equipment and other items in your department will have to be replaced or purchased in the next five years?

- 2010 Replace grader
- 2011 Replace loader, replace rubber tire roller, replace crew cab
- 2012 Replace truck , replace steel face roller
- 2013 Replace one-ton truck, replace steel face roller, replace utility tractor with mower
- 2014 Replace truck, replace motor grader

City of Yankton
Adopted 2011 Budget

Fund: General

Function: Public Services

Activity: Street Division

ACCOUNT NO.	DESCRIPTION	2007 ACTUAL	2008 ACTUAL	2009 ACTUAL	2010 ADOPTED	2010 Y.T.D.	2010 ESTIMATED	2011 ADOPTED
101 123 101	Regular Salaries & Wages	\$470,765	\$498,634	\$502,853	\$556,314	\$288,668	\$556,314	\$577,065
101 123 102	Temp. Salaries & Wages	\$11,482	\$5,482	\$5,533	\$12,000	\$3,595	\$12,000	\$12,000
101 123 103	Overtime Wages	\$3,318	\$5,262	\$5,897	\$6,000	\$2,516	\$6,000	\$6,000
101 123 111	OASI	\$36,306	\$38,023	\$38,383	\$43,935	\$21,988	\$43,935	\$45,522
101 123 121	Retirement	\$28,294	\$30,245	\$30,556	\$33,739	\$17,472	\$33,739	\$34,984
101 123 131	Worker's Compensation	\$18,733	\$18,876	\$19,140	\$21,686	(\$1,297)	\$21,686	\$22,770
101 123 132	Group Insurance	\$63,447	\$71,635	\$74,212	\$88,523	\$43,754	\$88,523	\$101,801
101 123 133	Unemployment Insurance	\$220	\$462	\$584	\$891	\$1,827	\$1,980	\$2,079
	Subtotal Personnel Services	\$632,565	\$668,619	\$677,158	\$763,088	\$378,523	\$764,177	\$802,221
101 123 201	Insurance	\$15,020	\$15,005	\$14,522	\$15,780	\$15,108	\$15,780	\$16,569
101 123 202	Professional Services	\$1,227	\$1,168	\$415	\$1,400	\$910	\$1,400	\$1,400
101 123 204	Contracted Services-Weeds & Lots	\$125	\$571	\$440	\$600	\$0	\$600	\$600
101 123 205	Special Rubbish Tipping Fee	\$60	\$207	\$101	\$100	\$19	\$100	\$100
101 123 212	Rentals	\$100	\$0	\$0	\$0	\$0	\$0	\$0
101 123 221	Rep. & Maintenance-Equipment	\$27,508	\$6,407	\$4,736	\$6,000	\$3,079	\$6,000	\$6,000
101 123 223	Rep. & Maintenance-Buildings	\$611	\$257	\$724	\$800	\$16	\$800	\$800
101 123 224	Rep. & Maint. Central Garage	\$184,498	\$188,459	\$166,569	\$276,000	\$63,087	\$250,000	\$276,000
101 123 232	Office Supplies	\$199	\$244	\$156	\$300	\$326	\$350	\$300
101 123 233	Printing & Binding	\$256	\$738	\$511	\$500	\$320	\$500	\$500
101 123 234	Copies	\$3	\$116	\$0	\$0	\$3	\$5	\$0
101 123 236	Janitorial Supplies	\$488	\$693	\$600	\$600	\$220	\$600	\$600
101 123 239	Road Materials	\$166,705	\$158,102	\$162,156	\$171,000	\$21,385	\$171,000	\$171,000
101 123 240	Chemicals and Gases	\$786	\$1,063	\$737	\$500	\$873	\$875	\$500
101 123 241	Agricultural Supplies	\$0	\$0	\$30	\$0	\$0	\$0	\$0
101 123 243	Medical and Safety Supplies	\$392	\$341	\$432	\$500	\$124	\$500	\$500
101 123 244	Uniforms and Dry Goods	\$202	\$244	\$397	\$400	\$152	\$400	\$400
101 123 247	Small Tools and Hardware	\$780	\$515	\$512	\$1,000	\$118	\$1,000	\$1,000
101 123 264	Schools	\$88	\$35	\$35	\$300	\$81	\$300	\$300
101 123 271	Telephone	\$4,249	\$4,239	\$4,305	\$4,200	\$2,212	\$4,400	\$4,400
101 123 272	Electricity	\$2,052	\$2,332	\$2,303	\$2,280	\$966	\$2,400	\$2,400
101 123 285	Storm Water II Requirements	\$0	\$0	\$0	\$1,000	\$700	\$1,000	\$1,000
	Subtotal Other Current Expenditures	\$405,349	\$380,736	\$359,681	\$483,260	\$109,699	\$458,010	\$484,369
101 123 350	Equipment	\$184,287	\$361,416	\$151,820	\$218,435	\$0	\$401,490	\$305,000
101 123 411	Interest	\$0	\$0	\$6,978	\$0	\$0	\$0	\$0
	Subtotal Capital Expenditures	\$184,287	\$361,416	\$158,798	\$218,435	\$0	\$401,490	\$305,000
	Total Expenditures	\$1,222,201	\$1,410,771	\$1,195,637	\$1,464,783	\$488,222	\$1,623,677	\$1,591,590

SNOW REMOVAL ACCOUNT #101-124

PURPOSE OF THIS DEPARTMENT: Why does this department exist?

The Street Department provides snow removal and sanding for icy streets.

Department Personnel: City departmental personnel (primarily the Street Department) will provide snow removal. Overtime wages will be paid for all snow removal crews that work beyond their regular work hours.

GOALS OF THIS DEPARTMENT: What will this department attempt to accomplish this year?

- 1 Establish safe travel conditions on roadways
-

OBJECTIVES FOR REACHING OUR GOALS:

- 1a Establish a streamlined reporting process and baseline measures to assess the traffic accident ratio (accident per day) on days with snow removal or sanding activity
 - 2a Clear downtown and main arterial streets (snow routes) within 10 hours of the end of a 2-inch snowstorm. Remainder of town cleared within 24 hours
 - 2c Establish baseline ratings for citizen satisfaction of snow removal
-

CAPITAL IMPROVEMENTS PLAN: What major pieces of equipment and other items in your department will have to be replaced or purchased in the next five years?

- 2010 Replace snow plows
- 2011 Replace snow plows
- 2012 Replace snow plows
- 2013 Replace snow plows and snow box
- 2014 Replace stainless sander, snow box, and snow plows

City of Yankton
Adopted 2011 Budget

Fund: General		Function: Public Services				Activity: Snow & Ice Removal		
ACCOUNT NO.	DESCRIPTION	2007 ACTUAL	2008 ACTUAL	2009 ACTUAL	2010 ADOPTED	2010 Y.T.D.	2010 ESTIMATED	2011 ADOPTED
101 124 101	Regular Salaries & Wages	\$8,310	\$8,556	\$8,012	\$9,664	\$4,144	\$9,664	\$10,024
101 124 103	Overtime Wages	\$26,884	\$12,713	\$27,884	\$12,000	\$10,823	\$12,000	\$12,000
101 124 111	OASI	\$2,617	\$1,589	\$2,689	\$1,657	\$1,118	\$1,657	\$1,685
101 124 121	Retirement	\$2,112	\$1,276	\$2,154	\$1,300	\$898	\$1,300	\$1,321
101 124 132	Group Insurance	\$5,068	\$3,039	\$2,939	\$6,547	\$4,102	\$6,547	\$7,529
101 124 133	Unemployment Insurance	\$41	\$35	\$124	\$68	\$62	\$150	\$158
	Subtotal Personnel Services	\$45,032	\$27,208	\$43,802	\$31,236	\$21,147	\$31,318	\$32,717
101 124 201	Insurance	\$3,059	\$2,915	\$2,858	\$3,061	\$3,076	\$3,076	\$3,230
101 124 211	Publishing	\$717	\$139	\$2,831	\$1,500	\$0	\$1,500	\$1,500
101 124 221	Rep. & Maintenance-Equipment	\$2,360	\$773	\$0	\$3,000	\$0	\$3,000	\$3,000
101 124 223	Rep. & Maintenance-Buildings	\$122	\$0	\$0	\$150	\$0	\$150	\$150
101 124 224	Rep. & Maint.-Central Garage	\$12,314	\$20,835	\$12,456	\$20,000	\$8,630	\$20,000	\$20,000
101 124 240	Chemicals	\$22,443	\$63,293	\$46,118	\$55,000	\$46,525	\$55,000	\$55,000
	Subtotal Other Current Expenditures	\$41,015	\$87,955	\$64,263	\$82,711	\$58,231	\$82,726	\$82,880
101 124 350	Equipment	\$148,810	\$191,002	\$0	\$63,250	\$0	\$149,750	\$10,000
101 124 411	Interest	\$0	\$0	\$5,777	\$0	\$0	\$0	\$0
	Subtotal Capital Expenditures	\$148,811	\$191,002	\$5,777	\$63,250	\$0	\$149,750	\$10,000
	Total Expenditures	\$234,858	\$306,165	\$113,842	\$177,197	\$79,378	\$263,794	\$125,597

<p style="text-align: center;">CITY HALL ACCOUNT #101-125</p>

PURPOSE OF THIS DEPARTMENT: Why does this department exist?

To provide citizen and employee focused, high quality, well maintained facilities and services that support the cost effective use of the structures and grounds that fall under our supervision.

Department Personnel: one Full-time Custodian and .5 Maintenance Technician whose duties are split among the Safety Center, City Hall, Library and Senior Citizen's Center.

GOALS OF THIS DEPARTMENT: What will this department attempt to accomplish this year?

- 1 To maintain clean, comfortable facilities in a safe and economical manner and to manage maintenance operations and services in an efficient and effective manner
-

OBJECTIVES FOR REACHING OUR GOALS:

- 1a Establish baseline employee satisfaction regarding the cleanliness of workspaces and common spaces
 - 1b Clean occupied portions of building three times per week
 - 1c Snow and ice cleared from sidewalks within 8 hours of a weather event or more often as needed
 - 1d Maintain accurate maintenance logs of building mechanical systems
 - 1e Respond to maintenance requests within 1 business day
 - 1f Maintain on target budget expenditures
-

CAPITAL IMPROVEMENTS PLAN: What major pieces of equipment and other items in your department will have to be replaced or purchased in the next five years?

- | | |
|------|--|
| 2010 | Concrete replacement, window replacement |
| 2011 | Window replacement, security system |
| 2012 | Vehicle replacement, security system, electrical upgrade, key system |
| 2013 | Window replacement, roof maintenance, upgrade heating system |
| 2014 | Carpet replacement, lawn care equipment |

City of Yankton
Adopted 2011 Budget

Fund: General

Function: Community Development

Activity: City Hall

ACCOUNT NO.	DESCRIPTION	2007 ACTUAL	2008 ACTUAL	2009 ACTUAL	2010 ADOPTED	2010 Y.T.D.	2010 ESTIMATED	2011 ADOPTED
101 125 101	Regular Salaries & Wages	\$47,297	\$49,255	\$49,628	\$53,475	\$29,328	\$53,475	\$55,470
101 125 103	Overtime Wages	\$0	\$0	\$0	\$500	\$0	\$500	\$500
101 125 111	OASI	\$3,562	\$3,713	\$3,742	\$4,129	\$2,341	\$4,129	\$4,282
101 125 121	Retirement	\$2,838	\$2,955	\$2,978	\$3,239	\$1,760	\$3,239	\$3,358
101 125 131	Worker's Compensation	\$1,258	\$1,267	\$1,252	\$1,387	(\$85)	\$1,387	\$1,456
101 125 132	Group Insurance	\$8,438	\$8,927	\$9,391	\$10,755	\$5,686	\$10,755	\$12,368
101 125 133	Unemployment Insurance	\$28	\$53	\$71	\$102	\$232	\$300	\$315
	Subtotal Personnel Services	\$63,421	\$66,170	\$67,062	\$73,587	\$39,262	\$73,785	\$77,749
101 125 201	Insurance	\$13,730	\$13,084	\$12,829	\$13,738	\$13,810	\$13,810	\$14,501
101 125 202	Professional Services	(\$20)	\$0	\$0	\$0	\$0	\$0	\$0
101 125 221	Rep. & Maintenance-Equipment	\$758	\$82	\$441	\$500	\$160	\$500	\$500
101 125 223	Rep. & Maintenance-Buildings	\$10,121	\$13,745	\$13,014	\$23,300	\$2,420	\$33,300	\$33,300
101 125 224	Rep. & Maint. Central Garage	\$0	\$0	\$4,568	\$100	\$605	\$625	\$100
101 125 236	Janitorial Supplies	\$3,356	\$3,441	\$2,977	\$2,500	\$1,394	\$2,500	\$2,500
101 125 247	Small Tools and Hardware	\$76	\$38	\$318	\$250	\$148	\$250	\$250
101 125 272	Electricity	\$16,192	\$19,376	\$16,648	\$20,000	\$7,613	\$20,000	\$20,000
101 125 273	Fuel-Heating	\$12,669	\$16,285	\$10,090	\$17,000	\$8,169	\$17,000	\$17,000
101 125 274	Water Service	\$1,062	\$851	\$844	\$1,270	\$403	\$1,270	\$1,270
101 125 275	Sewer Service	\$937	\$585	\$533	\$1,092	\$222	\$1,092	\$1,092
101 125 276	Landfill	\$640	\$796	\$523	\$900	\$224	\$900	\$900
	Subtotal Other Current Expenditures	\$59,521	\$68,283	\$62,785	\$80,650	\$35,168	\$91,247	\$91,413
101 125 301	Capital Repairs and Maintenance	\$6,462	\$17,209	\$1,707	\$9,500	\$0	\$71,100	\$6,500
101 125 350	Equipment	\$0	\$0	\$21,913	\$1,000	\$0	\$1,000	\$1,000
	Subtotal Capital Expenditures	\$6,462	\$17,209	\$23,620	\$10,500	\$0	\$72,100	\$7,500
	Total Expenditures	\$129,404	\$151,662	\$153,467	\$164,737	\$74,430	\$237,132	\$176,662

TRAFFIC CONTROL ACCOUNT #101-126

PURPOSE OF THIS DEPARTMENT: Why does this department exist?

This department provides street lighting and traffic control to streets, highways, school crossing and parking lots in the City of Yankton.

Department Personnel: .5 Airport Signal and Maintenance Technician shared with the Airport.

GOALS OF THIS DEPARTMENT: What will this department attempt to accomplish this year?

Our goal is to provide adequate lighting on the streets and highways of the City. Also, we will provide a safe and smooth traffic flow.

OBJECTIVES FOR REACHING OUR GOALS:

- Continue to identify unsafe dark areas and problem traffic flows.
 - Complete a map and inventory of facilities.
 - Upgrade traffic signals.
 - Modernize school crossing light systems.
 - Continue downtown lighting replacement.
 - Coordinate with Northwestern Public Service on critical City needs.
-

CAPITAL IMPROVEMENTS PLAN: What major pieces of equipment and other items in your department will have to be replaced or purchased in the next five years?

- | | |
|------|---|
| 2010 | School crossing upgrades, new streetlights / detector loops and circuits, street lighting replacement |
| 2011 | Street light replacement, truck with aerial basket replacement |
| 2012 | Lighting upgrades, new street lights |
| 2013 | School crossing upgrades, street lighting replacement |
| 2014 | Lighting upgrades |

City of Yankton
Adopted 2011 Budget

Fund: **General**

Function: **Public Services**

Activity: **Traffic Control**

ACCOUNT NO.	DESCRIPTION	2007 ACTUAL	2008 ACTUAL	2009 ACTUAL	2010 ADOPTED	2010 Y.T.D.	2010 ESTIMATED	2011 ADOPTED
101 126 101	Regular Salaries & Wages	\$20,944	\$21,398	\$19,551	\$22,242	\$10,531	\$22,242	\$23,072
101 126 103	Overtime Wages	\$836	\$454	\$480	\$1,000	\$376	\$1,000	\$1,000
101 126 111	OASI	\$1,656	\$1,605	\$1,270	\$1,778	\$679	\$1,778	\$1,842
101 126 121	Retirement	\$1,307	\$1,267	\$1,035	\$1,395	\$654	\$1,395	\$1,444
101 126 131	Worker's Compensation	\$629	\$634	\$627	\$693	(\$42)	\$693	\$728
101 126 132	Group Insurance	\$2,586	\$2,790	\$3,252	\$3,056	\$2,373	\$3,056	\$3,514
101 126 133	Unemployment Insurance	\$8	\$17	\$22	\$33	\$68	\$75	\$79
	Subtotal Personnel Services	\$27,966	\$28,165	\$26,237	\$30,197	\$14,639	\$30,239	\$31,679
101 126 201	Insurance	\$2,354	\$2,243	\$2,200	\$2,355	\$2,368	\$2,368	\$2,486
101 126 221	Rep. & Maintenance-Equipment	\$6,113	\$7,545	\$12,541	\$10,000	\$8,309	\$10,000	\$10,000
101 126 222	Rep. & Maintenance-Vehicles	\$0	\$0	\$0	\$400	\$0	\$400	\$400
101 126 224	Rep. & Maint.-Central Garage	\$4,266	\$10,144	\$3,419	\$5,000	\$1,550	\$5,000	\$5,000
101 126 247	Small Tools and Hardware	\$130	\$393	\$65	\$500	\$0	\$500	\$500
101 126 264	Schools	\$456	\$0	\$0	\$300	\$170	\$300	\$300
101 126 272	Electricity-Street Lights	\$206,788	\$222,170	\$219,897	\$235,000	\$107,421	\$235,000	\$235,000
	Subtotal Other Current Expenditures	\$220,107	\$242,495	\$238,122	\$253,555	\$119,818	\$253,568	\$253,686
101 126 350	Equipment	\$0	\$0	\$0	\$35,000	\$0	\$35,000	\$167,500
	Subtotal Capital Expenditures	\$0	\$0	\$0	\$35,000	\$0	\$35,000	\$167,500
	Total Expenditures	\$248,073	\$270,660	\$264,359	\$318,752	\$134,457	\$318,807	\$452,865

AIRPORT

ACCOUNT #101-127

PURPOSE OF THIS DEPARTMENT: Why does this department exist?

The municipal airport function reflected by this budget is to accomplish the City's maintenance obligations for grounds, buildings, runway lighting, and snow removal. The airport snow removal function provides for clearing of runway aprons, parking lots and driveways. The Airport Advisory Board will advise the City Manager and the Board of Commissioners of needs required at the Chan Gurney Airport.

Department Personnel: .5 Airport Maintenance / Signal Technician shared with Traffic Control.

Contracted Services: Airport Manager and Fixed Base Operator.

GOALS OF THIS DEPARTMENT: What will this department attempt to accomplish this year?

Maintain the airport in a safe and aesthetically appropriate manner in accordance with FAA regulations. Also, to provide safe operating surfaces on airport property.

OBJECTIVES FOR REACHING OUR GOALS:

- Continue to mow vegetation to maintain a maximum of 6-inch height in safety areas and other areas for aesthetically acceptable appearance and maintain mowing equipment.
 - Continue to repair runway lighting and other facilities in response to airport inspections by Airport Manager.
 - Continue to repair fencing and parking lots.
 - Maintain and repair terminal building, crash building, maintenance hanger, north hanger, and administration building.
 - To remove snow in a timely manner and minimize hazardous conditions.
 - Clear terminal building apron and 13/31 runway within four hours after the notice to proceed from the Airport Manager for a two-inch snowstorm and 10 hours after a six-inch snowstorm.
 - Proceed to clean balance of airport pavement on routine work shift.
-

CAPITAL IMPROVEMENTS PLAN: What major pieces of equipment and other items in your department will have to be replaced or purchased in the next five years?

2010 Replace roofs, repair parking lot and access road, replace mower
2011 No capital purchases planned
2012 Install barrel hanger siding and replace floor coverings
2013 Snow removal equipment
2014 Replace tractor and mower

City of Yankton
Adopted 2011 Budget

Fund: General

Function: Public Services

Activity: Chan Gurney Airport

ACCOUNT NO.	DESCRIPTION	2007 ACTUAL	2008 ACTUAL	2009 ACTUAL	2010 ADOPTED	2010 Y.T.D.	2010 ESTIMATED	2011 ADOPTED
101 127 101	Regular Salaries & Wages	\$20,944	\$19,941	\$20,146	\$22,242	\$11,832	\$22,242	\$23,072
101 127 102	Temp. Salaries & Wages	\$14,691	\$15,009	\$10,614	\$14,400	\$7,571	\$14,400	\$14,400
101 127 103	Overtime Wages	\$836	\$454	\$921	\$1,000	\$820	\$1,000	\$1,000
101 127 111	OASI	\$2,780	\$2,754	\$2,158	\$2,880	\$1,515	\$2,880	\$2,943
101 127 121	Retirement	\$1,307	\$1,267	\$1,097	\$1,395	\$759	\$1,395	\$1,444
101 127 131	Worker's Compensation	\$801	\$806	\$797	\$927	(\$54)	\$927	\$973
101 127 132	Group Insurance	\$2,587	\$2,789	\$3,384	\$3,362	\$2,708	\$3,362	\$3,866
101 127 133	Unemployment Insurance	\$33	\$63	\$67	\$122	\$167	\$291	\$306
	Subtotal Personnel Services	\$43,979	\$43,083	\$39,184	\$46,328	\$25,318	\$46,497	\$48,004
101 127 201	Insurance	\$15,606	\$16,332	\$13,737	\$17,149	\$14,341	\$17,149	\$18,006
101 127 202	Professional Services-Manager/Other	\$35,610	\$37,538	\$9,199	\$12,000	\$5,371	\$12,000	\$12,000
101 127 203	Bank Card Discounts	\$7,154	\$3,542	\$0	\$0	\$0	\$0	\$0
101 127 211	Publishing/Advertising	\$24	\$0	\$0	\$0	\$0	\$0	\$0
101 127 221	Rep. & Maintenance-Equipment	\$8,962	\$11,500	\$11,145	\$7,000	\$4,699	\$17,000	\$17,000
101 127 222	Rep. & Maintenance-Vehicles	\$45	\$0	\$0	\$1,500	\$0	\$1,500	\$1,500
101 127 223	Rep. & Maintenance-Buildings	\$2,781	\$1,462	\$1,774	\$2,500	\$361	\$7,500	\$2,500
101 127 224	Rep. & Maint.-Central Garage	\$10,417	\$10,238	\$14,964	\$5,000	\$4,990	\$5,000	\$5,000
101 127 225	Rep. & Maint.-Runways & Aprons	\$886	\$0	\$0	\$1,000	\$0	\$1,000	\$1,000
101 127 236	Janitorial Supplies	\$1,030	\$1,435	\$602	\$1,000	\$401	\$1,000	\$1,000
101 127 238	Garage Gasoline & Lubricants	\$266,583	\$59,636	\$0	\$0	\$0	\$0	\$0
101 127 241	Agricultural Supplies	\$91	\$525	\$205	\$3,000	\$1,931	\$3,000	\$1,000
101 127 247	Small Tools and Hardware	\$1,146	\$622	\$274	\$500	\$70	\$500	\$500
101 127 265	Conference & Meetings	\$175	\$75	\$145	\$750	\$35	\$750	\$750
101 127 271	Telephone	\$1,359	\$921	\$976	\$1,100	\$479	\$1,100	\$1,100
101 127 272	Electricity	\$8,514	\$9,452	\$9,976	\$11,000	\$5,579	\$11,000	\$11,000
101 127 273	Fuel-Heating	\$10,296	\$12,969	\$10,921	\$17,000	\$5,309	\$16,000	\$16,000
101 127 274	Water Service	\$622	\$1,185	\$827	\$1,200	\$394	\$1,200	\$1,200
101 127 275	Wastewater Service	\$564	\$1,023	\$518	\$1,100	\$258	\$1,100	\$1,100
101 127 276	Landfill	\$491	\$509	\$527	\$600	\$186	\$600	\$600
	Subtotal Other Current Expenditures	\$372,356	\$168,964	\$75,790	\$83,399	\$44,404	\$97,399	\$91,256
101 127 301	Capital Repairs and Maintenance	\$31,102	\$1,474	\$0	\$10,000	\$0	\$10,000	\$0
101 127 320	Buildings & Structures	\$116,590	\$134,719	\$19,141	\$34,145	\$0	\$34,145	\$34,145
101 127 350	Equipment	\$8,028	\$0	\$2,200	\$19,000	\$0	\$19,000	\$0
101 127 411	Interest	\$0	\$0	\$13,146	\$0	\$0	\$0	\$0
	Subtotal Capital Expenditures	\$155,720	\$136,193	\$34,487	\$63,145	\$0	\$63,145	\$34,145
	Total Expenditures	\$572,055	\$348,240	\$149,461	\$192,872	\$69,722	\$207,041	\$173,405

<p style="text-align: center;">OUTSIDE AGENCIES ACCOUNT #101-131</p>
--

PURPOSE OF THIS DEPARTMENT: Why does this department exist?

The City of Yankton provides annual funding for various non-profit agencies within the City. The City Commission asks agencies that are new or have requested additional funds from previous fiscal years to appear before the City Commission at the budget workshops. In 2002, the City Commission voted to move the Yankton Area Chamber of Commerce, Yankton Area Progressive Growth (YAPG), District III requests into a separate category entitled Contractual Services.

CONTRACTUAL SERVICES
ACCOUNT #101-132

PURPOSE OF THIS DEPARTMENT: Why does this department exist?

The City of Yankton provides annual funding for various non-profit agencies within the City.

City of Yankton
Adopted 2011 Budget

Fund: General		Function: Special Appropriations				Activity: Outside Agency Requests		
ACCOUNT NO.	DESCRIPTION	2007 ACTUAL	2008 ACTUAL	2009 ACTUAL	2010 ADOPTED	2010 Y.T.D.	2010 ESTIMATED	2011 ADOPTED
101 131 544	Hockey	\$12,500	\$0	\$0	\$0	\$0	\$0	\$0
101 131 545	Women's Shelter	\$2,250	\$2,250	\$2,250	\$2,250	\$2,250	\$2,250	\$2,250
101 131 546	Yankton Family Visitation Center	\$2,250	\$2,250	\$2,250	\$2,250	\$2,250	\$2,250	\$2,250
101 131 547	Yankton Baseball Association	\$3,600	\$3,600	\$3,600	\$3,600	\$3,600	\$3,600	\$3,600
101 131 548	Missouri Sedimentation Action Coalition	\$2,500	\$2,500	\$2,500	\$2,500	\$2,500	\$2,500	\$2,500
101 131 551	Yankton Historical Society	\$8,100	\$8,100	\$8,100	\$8,100	\$4,050	\$8,100	\$8,100
101 131 552	Lewis & Clark Mental Health Center	\$20,000	\$20,000	\$20,000	\$20,000	\$10,000	\$20,000	\$20,000
101 131 555	Advertising-4th of July	\$6,000	\$5,860	\$6,290	\$7,000	\$0	\$7,000	\$7,000
101 131 556	Just For Kids Program (JFK)	\$0	\$2,000	\$0	\$0	\$0	\$0	\$0
101 131 558	Cramer-Kenyon House	\$2,500	\$2,500	\$2,500	\$2,500	\$1,250	\$2,500	\$2,500
101 131 559	Summer Band	\$2,976	\$2,401	\$3,168	\$3,600	\$23	\$3,600	\$3,600
101 131 560	Yankton Area Arts Assoc.	\$5,000	\$5,000	\$5,000	\$5,000	\$2,500	\$5,000	\$5,000
101 131 563	Lewis & Clark Theatre Co.	\$2,500	\$2,500	\$2,500	\$2,500	\$1,250	\$2,500	\$2,500
101 131 564	Big Friend/Little Friend	\$1,000	\$4,500	\$4,500	\$4,500	\$2,250	\$4,500	\$4,500
101 131 565	Contact Center	\$10,000	\$10,000	\$10,000	\$10,000	\$10,000	\$10,000	\$10,000
101 131 566	Boys & Girls Club	\$0	\$0	\$0	\$2,000	\$2,000	\$2,000	\$2,000
101 131 567	Small Business Development Center	\$4,500	\$4,500	\$4,500	\$4,500	\$4,500	\$4,500	\$4,500
101 131 568	Yankton Transit	\$25,000	\$30,000	\$30,000	\$30,000	\$30,000	\$30,000	\$30,000
101 131 569	Mayor's Reconciliation Commission	\$0	\$0	\$0	\$0	\$0	\$0	\$0
101 131 599	Special Projects	\$0	\$4,000	\$0	\$6,662	\$0	\$6,662	\$6,662
	Subtotal Outside Agency Requests	\$110,676	\$111,961	\$107,158	\$116,962	\$78,423	\$116,962	\$116,962

Fund: General		Function: Special Appropriations				Activity: Contractual Services		
ACCOUNT NO.	DESCRIPTION	2007 ACTUAL	2008 ACTUAL	2009 ACTUAL	2010 ADOPTED	2010 Y.T.D.	2010 ESTIMATED	2011 ADOPTED
101 132 550	Convention Visitors Bureau (CVB)*	\$68,000	\$68,000	\$38,000	\$0	\$0	\$0	\$0
101 132 551	Economic Development Commission	\$155,827	\$155,827	\$155,827	\$155,827	\$155,827	\$155,827	\$155,827
101 132 554	Planning & Development District III	\$9,371	\$9,771	\$10,309	\$10,309	\$10,309	\$10,309	\$10,309
	Subtotal Contractual Services	\$233,198	\$233,598	\$204,136	\$166,136	\$166,136	\$166,136	\$166,136
	Total Expenditures	\$343,874	\$345,559	\$311,294	\$283,098	\$244,559	\$283,098	\$283,098

SENIOR CITIZEN'S CENTER

ACCOUNT #101-141

PURPOSE OF THIS DEPARTMENT: Why does this department exist?

The Senior Citizen's Center includes a membership of 804 and is an active organization that provides programs and services to the local senior population. The Senior Citizen's Center is a community focal point on aging where older persons, as individuals or in groups, come together for services and activities that enhance their dignity, support their independence and encourage their involvement in and with the community. As part of a comprehensive community strategy to meet the needs of older persons, the Senior Citizens' Center programs take place within this facility. These programs consist of a variety of services and activities in such areas as education, creative arts, recreation, advocacy, leadership development, employment, health, social work and other supportive services. The Center also serves as a community resource for information on aging and for developing new approaches to aging programs.

The Senior Citizens Center was constructed in a joint effort between the City of Yankton and Yankton County in 1978, and all costs are shared 50/50. City staff provides assistance to the Senior Citizens Center staff in the repair and preventive maintenance of building and equipment.

Department Personnel: .25 Maintenance Technician

GOALS OF THIS DEPARTMENT: What will this department attempt to accomplish this year?

Provide timely response to questions concerning the operation and care of equipment located in the Senior Citizens' Center building. Maintain contact with center to update equipment and provide information and assistance for capital improvements.

OBJECTIVES FOR REACHING OUR GOALS:

- Purchase supplies used in maintaining equipment and building.
 - Service and perform preventive maintenance to heating ventilation and air conditioning units.
 - Provide inspections of building and equipment.
 - Provide assistance, as needed for building and equipment repairs.
 - Maintain building and equipment.
-

CAPITAL IMPROVEMENTS PLAN: What major pieces of equipment and other items in your department will have to be replaced or purchased in the next five years?

- 2010 Replace windows, doors and carpeting
- 2011 Replace ceiling tile, parking lot repair
- 2012 Replace windows, landscaping improvements, parking lot chip seal
- 2013 Concrete replacement, replace carpet
- 2014 Replace flooring

City of Yankton
Adopted 2011 Budget

Fund: General		Function: Culture - Recreation				Activity: Senior Citizens Center		
ACCOUNT NO.	DESCRIPTION	2007 ACTUAL	2008 ACTUAL	2009 ACTUAL	2010 ADOPTED	2010 Y.T.D.	2010 ESTIMATED	2011 ADOPTED
101 141 101	Regular Salaries & Wages	\$3,325	\$3,500	\$3,549	\$3,708	\$2,109	\$3,708	\$3,846
101 141 111	OASI	\$254	\$267	\$271	\$284	\$161	\$284	\$294
101 141 121	Retirement	\$199	\$210	\$213	\$222	\$127	\$222	\$231
101 141 131	Worker's Compensation	\$0	\$0	\$0	\$7	\$0	\$7	\$7
101 141 132	Group Insurance	\$507	\$558	\$587	\$672	\$355	\$672	\$773
101 141 133	Unemployment Insurance	\$2	\$3	\$4	\$5	\$14	\$37	\$39
	Subtotal Personnel Services	\$4,287	\$4,538	\$4,624	\$4,898	\$2,766	\$4,930	\$5,190
101 141 201	Insurance	\$3,100	\$2,955	\$2,897	\$3,257	\$3,118	\$3,257	\$3,420
101 141 223	Repair & Maintenance-Buildings	\$3,415	\$2,830	\$3,051	\$4,500	\$1,435	\$4,500	\$4,500
101 141 234	Copies	\$0	\$0	\$0	\$0	\$0	\$0	\$0
101 141 236	Janitorial Supplies	\$2,380	\$2,701	\$2,183	\$2,200	\$2,347	\$2,347	\$2,200
101 141 272	Electricity	\$17,138	\$17,998	\$17,472	\$18,250	\$7,682	\$18,250	\$18,250
101 141 273	Fuel-Heating	\$5,546	\$6,182	\$4,090	\$7,000	\$3,547	\$7,000	\$7,000
101 141 274	Water Service	\$1,717	\$2,022	\$2,326	\$2,200	\$695	\$2,200	\$2,200
101 141 275	Sewer Service	\$1,081	\$1,260	\$1,269	\$1,340	\$596	\$1,340	\$1,340
101 141 276	Landfill	\$860	\$868	\$820	\$900	\$392	\$900	\$900
	Subtotal Expenditures	\$35,237	\$36,816	\$34,108	\$39,647	\$19,812	\$39,794	\$39,810
101 141 301	Capital Repairs and Maintenance	\$0	\$0	\$1,073	\$5,500	\$2,753	\$5,500	\$11,600
101 141 320	Buildings & Structures	\$20,696	\$12,756	\$0	\$0	\$0	\$0	\$0
101 141 350	Equipment	\$13,138	\$8,979	\$0	\$2,200	\$0	\$2,200	\$1,000
101 141 421	Fiscal Fees	\$0	\$40	\$0	\$0	\$0	\$0	\$0
101 141 431	Other Debt Service	\$36,900	\$36,900	\$36,900	\$36,900	\$21,525	\$36,900	\$36,900
	Subtotal Capital Expenditures	\$70,734	\$58,675	\$37,973	\$44,600	\$24,278	\$44,600	\$49,500
	Total Expenditures	\$110,258	\$100,029	\$76,705	\$89,145	\$46,856	\$89,324	\$94,500

COMMUNITY LIBRARY

ACCOUNT #101-142

PURPOSE OF THIS DEPARTMENT: Why does this department exist?

The mission of the Yankton Community Library is to uphold the public's freedom of access to information by providing a dynamic collection in a variety of formats and technologies, and to respond to the needs of the community through timely services and programs.

Department Personnel: four full-time and nine part-time staff members

GOALS OF THIS DEPARTMENT:

- 1 Provide programs and services for all ages that meet the needs of the community
- 2 Provide a dynamic collection in a variety of formats
- 3 Provide quality customer service

OBJECTIVES FOR REACHING OUR GOALS:

- 1a Establish baseline ratings for quality and use of programs through a survey instrument
- 1b Increase library cardholders by 2%
- 1c Increase the number of teens and 'tweens program participants by 10%
- 1d Establish baseline ratings for technology tools
- 2a Establish baseline rating for customer satisfaction related to collection quality and formats
- 2b Increase collection circulation by 5%
- 2c Weed entire collection on a two-year cycle
- 3a Establish baseline ratings for customer service

CAPITAL IMPROVEMENTS PLAN: What major pieces of equipment and other items in your department have to be replaced or purchased in the next five years?

- 2010 Print management/Internet scheduling software and window repair
- 2011 Books and AV materials
- 2012 Remodel bathrooms
- 2013 RFID system and self check unit
- 2014 Books and AV materials

City of Yankton
Adopted 2011 Budget

Fund: General		Function: Culture - Recreation				Activity: Community Library		
ACCOUNT NO.	DESCRIPTION	2007 ACTUAL	2008 ACTUAL	2009 ACTUAL	2010 ADOPTED	2010 Y.T.D.	2010 ESTIMATED	2011 ADOPTED
101 142 101	Regular Salaries & Wages	\$276,045	\$277,331	\$288,273	\$311,611	\$149,259	\$311,611	\$323,234
101 142 102	Temp. Salaries & Wages	\$42,741	\$44,487	\$47,419	\$38,336	\$28,564	\$38,336	\$38,336
101 142 103	Overtime Wages	\$40	\$94	\$0	\$350	\$6	\$350	\$350
101 142 111	OASI	\$23,199	\$23,614	\$24,671	\$26,798	\$13,034	\$26,798	\$27,687
101 142 121	Retirement	\$16,385	\$16,645	\$17,296	\$18,718	\$8,593	\$18,718	\$19,415
101 142 131	Worker's Compensation	\$1,355	\$1,364	\$1,361	\$1,569	(\$92)	\$1,569	\$1,647
101 142 132	Group Insurance	\$4,543	\$46,115	\$49,484	\$64,497	\$26,447	\$64,497	\$74,172
101 142 133	Unemployment Insurance	\$212	\$411	\$546	\$793	\$1,369	\$1,775	\$1,864
	Subtotal Personnel Services	\$404,520	\$410,061	\$429,050	\$462,672	\$227,180	\$463,654	\$486,705
101 142 201	Insurance	\$7,462	\$7,139	\$7,125	\$7,467	\$7,506	\$7,506	\$7,881
101 142 202	Professional Services	\$22,179	\$26,648	\$23,110	\$23,500	\$423	\$23,500	\$25,000
101 142 211	Publishing	\$1,089	\$0	\$1,290	\$300	\$707	\$1,500	\$1,500
101 142 212	Rentals & Xerox Supplies	\$1,658	\$1,871	\$5,545	\$5,000	\$2,692	\$5,600	\$5,600
101 142 221	Rep. & Maintenance-Equipment	\$3,190	\$2,262	\$4,793	\$4,000	\$1,027	\$1,950	\$2,500
101 142 223	Rep. & Maintenance-Buildings	\$5,251	\$6,334	\$5,624	\$7,000	\$1,146	\$5,000	\$5,000
101 142 224	Rep. & Maintenance-Central Garage	\$0	\$51	\$25	\$0	\$0	\$50	\$0
101 142 231	Postage	\$3,982	\$3,345	\$4,238	\$2,750	\$1,744	\$2,550	\$3,000
101 142 232	Office Supplies	\$9,633	\$7,119	\$6,068	\$8,500	\$2,773	\$6,000	\$8,500
101 142 233	Printing & Binding	\$774	\$396	\$0	\$500	\$0	\$500	\$500
101 142 235	Subscriptions & Publications	\$7,332	\$7,617	\$4,212	\$8,500	\$7,506	\$8,500	\$9,000
101 142 236	Janitorial Supplies	\$1,204	\$1,143	\$1,659	\$1,200	\$824	\$2,000	\$2,000
101 142 242	Program Supplies	\$1,215	\$832	\$750	\$750	\$286	\$750	\$1,000
101 142 248	Photography-Audio Visual	\$661	\$1,360	\$390	\$250	\$0	\$250	\$300
101 142 261	Membership Dues	\$360	\$327	\$385	\$600	\$155	\$600	\$600
101 142 263	Travel Expense	\$663	\$1,289	\$46	\$1,000	\$35	\$1,000	\$1,000
101 142 265	Conference & Meetings	\$405	\$795	\$743	\$500	\$90	\$500	\$1,000
101 142 271	Telephone	\$2,316	\$2,125	\$1,341	\$2,500	\$696	\$1,400	\$1,400
101 142 272	Electricity	\$17,147	\$16,640	\$15,872	\$18,500	\$7,701	\$18,500	\$18,500
101 142 273	Fuel-Heating	\$3,362	\$4,456	\$3,062	\$5,200	\$2,270	\$4,500	\$4,500
101 142 274	Water Service	\$1,922	\$1,794	\$1,694	\$2,250	\$486	\$2,000	\$2,000
101 142 275	Sewer Service	\$468	\$532	\$589	\$525	\$308	\$650	\$650
101 142 276	Landfill	\$343	\$370	\$400	\$400	\$200	\$400	\$450
	Subtotal Other Current Expenditures	\$92,616	\$94,445	\$88,961	\$101,192	\$38,575	\$95,206	\$101,881
101 142 301	Capital Repairs and Maintenance	\$15,077	\$61,967	\$0	\$7,700	\$0	\$7,700	\$0
101 142 320	Buildings	\$0	\$0	\$2,000	\$15,000	\$0	\$15,000	\$0
101 142 340	Books	\$42,574	\$42,328	\$45,188	\$46,000	\$15,181	\$46,000	\$47,000
101 142 342	A V Capital	\$9,425	\$6,861	\$7,190	\$8,200	\$2,642	\$8,200	\$9,200
101 142 350	Equipment	\$0	\$5,922	\$5,419	\$0	\$0	\$1,500	\$0
101 142 530	Refunds & Reimbursements	\$37	\$137	\$0	\$0	\$0	\$0	\$0
	Subtotal Capital Expenditures	\$67,113	\$117,215	\$59,797	\$76,900	\$17,823	\$78,400	\$56,200
	Total Expenditures	\$564,249	\$621,721	\$577,808	\$640,764	\$283,578	\$637,260	\$644,786

OPERATING TRANSFERS
ACCOUNT #101-182

PURPOSE OF THIS DEPARTMENT: Why does this department exist?

The purpose of the operating transfer fund is to account for contributions/subsidies made by the General Fund to other departments.

City of Yankton
Adopted 2011 Budget

Fund: General		Function: Operating Transfers				Activity: Finance Office		
ACCOUNT NO.	DESCRIPTION	2007 ACTUAL	2008 ACTUAL	2009 ACTUAL	2010 ADOPTED	2010 Y.T.D.	2010 ESTIMATED	2011 ADOPTED
101 182 620	Parks & Recreation Fund	\$655,196	\$779,936	\$690,500	\$837,418	\$411,809	\$847,997	\$829,407
101 182 622	Memorial Park Pool	\$75,805	\$99,451	\$92,056	\$166,738	\$73,369	\$158,239	\$151,277
101 182 623	Marne Creek Fund	\$73,127	\$74,454	\$72,364	\$77,737	\$0	\$81,761	\$98,105
101 182 625	Recreation/SAC	\$211,748	\$230,905	\$230,328	\$275,302	\$137,651	\$278,688	\$253,906
101 182 652	Airport Capital	\$16,500	\$6,443	\$20,100	\$22,500	\$0	\$26,141	\$2,400
101 182 653	Park Capital	\$95,856	\$184,419	\$74,912	\$74,200	\$0	\$74,200	\$48,676
101 182 661	Cemetery Fund	\$49,758	\$59,362	\$54,765	\$73,453	\$36,727	\$57,261	\$64,866
	Total Transfers	\$1,177,990	\$1,434,970	\$1,235,025	\$1,527,348	\$659,556	\$1,524,287	\$1,448,637

GENERAL FUND SUMMARY

PURPOSE: The following four pages are a summary of the Adopted General Fund Expenditures by department and by function. The functions are divided into our three spending groups:

100 Series - Personnel Services

200 Series - Other Current Expenditures

300 Series - Capital Expenditures

These pages are a management tool for comparative and analysis purposes.

City of Yankton
Adopted 2011 Budget

Fund: **General**

Function: **Summary-Personnel Services**

ACCOUNT NO.	DESCRIPTION	2007 ACTUAL	2008 ACTUAL	2009 ACTUAL	2010 ADOPTED	2010 Y.T.D.	2010 ESTIMATED	2011 ADOPTED
	City Commission	\$32,382	\$31,883	\$34,178	\$34,840	\$17,002	\$35,177	\$35,995
	City Manager	\$297,970	\$267,457	\$306,174	\$229,444	\$122,887	\$232,426	\$243,545
	City Attorney	\$21,605	\$21,628	\$34,885	\$38,932	\$22,505	\$39,370	\$39,401
	Finance Office	\$405,478	\$430,538	\$432,202	\$473,000	\$248,809	\$473,673	\$498,143
	Information Services	\$72,099	\$73,649	\$76,245	\$82,914	\$42,220	\$82,975	\$86,630
	Community Development	\$0	\$0	\$0	\$227,643	\$119,629	\$224,049	\$233,756
	Police	\$1,946,006	\$2,040,737	\$2,053,495	\$2,217,223	\$1,123,064	\$2,220,281	\$2,328,084
	Animal Control	\$37,260	\$38,750	\$39,925	\$42,223	\$23,831	\$42,309	\$43,947
	Fire Department.	\$147,398	\$152,349	\$156,308	\$168,394	\$82,926	\$168,555	\$177,085
	Engineering	\$471,099	\$530,289	\$549,780	\$458,166	\$241,716	\$451,719	\$473,832
	Street Division	\$632,565	\$668,619	\$677,158	\$763,088	\$378,523	\$764,177	\$802,221
	Snow & Ice Removal	\$45,032	\$27,208	\$43,802	\$31,236	\$21,147	\$31,318	\$32,717
	City Hall	\$63,421	\$66,170	\$67,062	\$73,587	\$39,262	\$73,785	\$77,749
	Traffic Control	\$27,966	\$28,165	\$26,237	\$30,197	\$14,639	\$30,239	\$31,679
	Chan Gurney Airport	\$43,979	\$43,083	\$39,184	\$46,328	\$25,318	\$46,497	\$48,004
	Senior Citizens Center	\$4,287	\$4,538	\$4,624	\$4,898	\$2,766	\$4,930	\$5,190
	Community Library	\$404,520	\$410,061	\$429,050	\$462,672	\$227,180	\$463,654	\$486,705
	Total Personnel Services	\$4,653,067	\$4,835,124	\$4,970,309	\$5,384,785	\$2,753,424	\$5,385,134	\$5,644,683

City of Yankton
Adopted 2011 Budget

Fund: **General**

Function: **Summary-Other Current Expenditures**

ACCOUNT NO.	DESCRIPTION	2007 ACTUAL	2008 ACTUAL	2009 ACTUAL	2010 ADOPTED	2010 Y.T.D.	2010 ESTIMATED	2011 ADOPTED
	City Commission	\$106,296	\$84,763	\$69,342	\$86,538	\$38,327	\$101,706	\$113,017
	City Manager	\$19,130	\$31,572	\$31,614	\$36,559	\$13,676	\$36,545	\$42,762
	City Attorney	\$14,009	\$26,837	\$28,812	\$18,000	\$4,021	\$18,000	\$10,000
	Finance Office	\$34,409	\$35,059	\$33,328	\$39,836	\$15,662	\$39,636	\$39,869
	Information Services	\$18,760	\$12,955	\$19,407	\$36,365	\$5,875	\$36,315	\$36,377
	Community Development	\$0	\$0	\$0	\$46,200	\$4,683	\$46,200	\$46,200
	Contingency	\$0	\$0	\$0	\$125,000	\$0	\$100,000	\$200,000
	Police	\$360,136	\$325,937	\$264,209	\$406,005	\$146,524	\$310,555	\$402,580
	Animal Control	\$8,626	\$7,484	\$5,132	\$13,959	\$1,968	\$8,209	\$11,384
	Fire Department.	\$103,127	\$111,255	\$103,564	\$146,838	\$51,535	\$145,779	\$165,599
	Civil Defense	\$2,935	\$2,399	\$2,127	\$3,075	\$647	\$2,975	\$3,175
	Engineering	\$54,509	\$47,843	\$43,392	\$68,262	\$16,504	\$64,862	\$64,398
	Street Division	\$405,349	\$380,736	\$359,681	\$483,260	\$109,699	\$458,010	\$484,369
	Snow & Ice Removal	\$41,015	\$87,955	\$64,263	\$82,711	\$58,231	\$82,726	\$82,880
	City Hall	\$59,521	\$68,283	\$62,785	\$80,650	\$35,168	\$91,247	\$91,413
	Traffic Control	\$220,107	\$242,495	\$238,122	\$253,555	\$119,818	\$253,568	\$253,686
	Chan Gurney Airport	\$372,356	\$168,964	\$75,790	\$83,399	\$44,404	\$97,399	\$91,256
	Special Appropriations	\$343,874	\$345,559	\$311,294	\$283,098	\$244,559	\$283,098	\$283,098
	Senior Citizens Center	\$35,237	\$36,816	\$34,108	\$39,647	\$19,812	\$39,794	\$39,810
	Community Library	\$92,616	\$94,445	\$88,961	\$101,192	\$38,575	\$95,206	\$101,881
	Operating Transfers	\$1,177,990	\$1,434,970	\$1,235,025	\$1,527,348	\$0	\$1,524,287	\$1,448,637
	Total Other Current Expenditure	\$3,470,002	\$3,546,327	\$3,070,956	\$3,961,497	\$969,688	\$3,836,117	\$4,012,391

City of Yankton
Adopted 2011 Budget

Fund: **General**

Function: **Summary-Capital Expenditures**

ACCOUNT NO.	DESCRIPTION	2007 ACTUAL	2008 ACTUAL	2009 ACTUAL	2010 ADOPTED	2010 Y.T.D.	2010 ESTIMATED	2011 ADOPTED
	City Manager's Office	\$0	\$155	\$0	\$1,000	\$0	\$1,000	\$1,000
	Finance Office	\$595	\$0	\$0	\$1,000	\$0	\$1,000	\$1,000
	Information Services	\$22,885	\$31,860	\$17,996	\$71,000	\$0	\$71,000	\$31,000
	Community Development	\$0	\$0	\$0	\$1,000	\$0	\$1,000	\$0
	Police	\$110,072	\$83,811	\$93,585	\$165,000	\$97,490	\$207,537	\$156,500
	Animal Control	\$944	\$2,365	\$0	\$4,500	\$0	\$4,500	\$38,000
	Fire Department.	\$310,134	\$169,629	\$2,050,454	\$1,001,682	\$140,755	\$740,752	\$702,232
	Civil Defense	\$31,696	\$21,623	\$0	\$20,000	\$7,460	\$8,000	\$10,000
	Engineering	\$1,763	\$15,212	\$14,884	\$2,000	\$0	\$2,000	\$2,500
	Street Division	\$184,287	\$361,416	\$158,798	\$218,435	\$0	\$401,490	\$305,000
	Snow & Ice Removal	\$148,811	\$191,002	\$5,777	\$63,250	\$0	\$149,750	\$10,000
	City Hall	\$6,462	\$17,209	\$23,620	\$10,500	\$0	\$72,100	\$7,500
	Traffic Control	\$0	\$0	\$0	\$35,000	\$0	\$35,000	\$167,500
	Chan Gurney Airport	\$155,720	\$136,193	\$34,487	\$63,145	\$0	\$63,145	\$34,145
	Senior Citizens Center	\$70,734	\$58,675	\$37,973	\$44,600	\$24,278	\$44,600	\$49,500
	Community Library	\$67,113	\$117,215	\$59,797	\$76,900	\$17,823	\$78,400	\$56,200
	Total Capital Expenditures	\$1,111,216	\$1,206,365	\$2,497,371	\$1,779,012	\$287,806	\$1,881,274	\$1,572,077

City of Yankton
Adopted 2011 Budget

Fund: **General**

Function: **Summary-Total Expenditures**

ACCOUNT NO.	DESCRIPTION	2007 ACTUAL	2008 ACTUAL	2009 ACTUAL	2010 ADOPTED	2010 Y.T.D.	2010 ESTIMATED	2011 ADOPTED
	City Commission	\$138,678	\$116,646	\$103,520	\$121,378	\$55,329	\$136,883	\$149,012
	City Manager	\$317,100	\$299,184	\$337,788	\$267,003	\$136,563	\$269,971	\$287,307
	City Attorney	\$35,614	\$48,465	\$63,697	\$56,932	\$26,526	\$57,370	\$49,401
	Finance Office	\$440,482	\$465,597	\$465,530	\$513,836	\$264,471	\$514,309	\$539,012
	Information Services	\$113,744	\$118,464	\$113,648	\$190,279	\$48,095	\$190,290	\$154,007
	Community Development	\$0	\$0	\$0	\$274,843	\$124,312	\$271,249	\$279,956
	Contingency	\$0	\$0	\$0	\$125,000	\$0	\$100,000	\$200,000
	Police	\$2,416,214	\$2,450,485	\$2,411,289	\$2,788,228	\$1,367,078	\$2,738,373	\$2,887,164
	Animal Control	\$46,830	\$48,599	\$45,057	\$60,682	\$25,799	\$55,018	\$93,331
	Fire Department.	\$560,659	\$433,233	\$2,310,326	\$1,316,914	\$275,216	\$1,055,086	\$1,044,916
	Civil Defense	\$34,631	\$24,022	\$2,127	\$23,075	\$8,107	\$10,975	\$13,175
	Engineering	\$527,371	\$593,344	\$608,056	\$528,428	\$258,220	\$518,581	\$540,730
	Street Division	\$1,222,201	\$1,410,771	\$1,195,637	\$1,464,783	\$488,222	\$1,623,677	\$1,591,590
	Snow & Ice Removal	\$234,858	\$306,165	\$113,842	\$177,197	\$79,378	\$263,794	\$125,597
	City Hall	\$129,404	\$151,662	\$153,467	\$164,737	\$74,430	\$237,132	\$176,662
	Traffic Control	\$248,073	\$270,660	\$264,359	\$318,752	\$134,457	\$318,807	\$452,865
	Chan Gurney Airport	\$572,055	\$348,240	\$149,461	\$192,872	\$69,722	\$207,041	\$173,405
	Special Appropriations	\$343,874	\$345,559	\$311,294	\$283,098	\$244,559	\$283,098	\$283,098
	Senior Citizens Center	\$110,258	\$100,029	\$76,705	\$89,145	\$46,856	\$89,324	\$94,500
	Community Library	\$564,249	\$621,721	\$577,808	\$640,764	\$283,578	\$637,260	\$644,786
	Operating Transfers	\$1,177,990	\$1,434,970	\$1,235,025	\$1,527,348	\$659,556	\$1,524,287	\$1,448,637
	Total Expenditures	\$9,234,285	\$9,587,816	\$10,538,636	\$11,125,294	\$4,670,474	\$11,102,525	\$11,229,151

PARKS AND RECREATION ACCOUNT #201

PURPOSE OF THIS DEPARTMENT: Why does this department exist?

The Mission of the Yankton Parks Department is to enhance the quality of life for the citizens of Yankton and the surrounding area by providing diverse parks, facilities, and urban forestry to serve a population with varied characteristics, interests, and needs. Dedication toward preservation of natural resources will ensure the opportunity for high-quality leisure experiences for present and future generations.

Department Personnel: one Director of Parks and Recreation, one Park Superintendent, one Senior Grounds Maintenance Worker, four Grounds Maintenance Workers, one Urban Forestry Specialist, one Secretary and twelve Seasonal Employees.

GOALS OF THIS DEPARTMENT: What will this department attempt to accomplish this year?

- 1 Provide well maintained entrance-ways, parks, and linked green space that provide a visually appealing component to the City and associated neighborhoods
 - 2 Establish high-quality leisure experiences for all individuals and associations
-

OBJECTIVES FOR REACHING OUR GOALS:

- 1a Establish baseline ratings in the areas of park appearance and park placement
 - 2a Establish baseline ratings in the areas of park usage and satisfaction
-

CAPITAL IMPROVEMENTS PLAN: What equipment and other items in this department will have to be replaced or purchased in the next five years?

- 2010 Landscaping, replace mower, replace play equipment, shop equipment, turf and lawn care equipment, park furniture
- 2011 Landscaping, replace mower, shop equipment, lawn care equipment, replace truck, park furniture
- 2012 Landscaping, replace mower, replace play equipment, shop equipment, lawn care equipment, replace truck, park furniture
- 2013 Landscaping, replace mower, shop equipment, lawn care equipment, replace truck, park furniture
- 2014 Landscaping, replace mower, turf and lawn care equipment, park furniture, replace truck, shop equipment

City of Yankton
Adopted 2011 Budget

Fund: Parks & Recreation

Function: Culture-Recreation

Activity: Parks & Recreation

ACCOUNT NO.	DESCRIPTION	2007 ACTUAL	2008 ACTUAL	2009 ACTUAL	2010 ADOPTED	2010 Y.T.D.	2010 ESTIMATED	2011 ADOPTED
201 201 101	Regular Salaries & Wages	\$297,014	\$322,551	\$334,276	\$344,494	\$188,958	\$344,494	\$357,344
201 201 102	Temp. Salaries & Wages	\$48,378	\$56,270	\$48,115	\$50,000	\$24,012	\$50,000	\$50,000
201 201 103	Overtime Wages	\$1,742	\$2,564	\$2,126	\$2,000	\$1,861	\$2,000	\$2,000
201 201 111	OASI	\$26,203	\$28,787	\$28,963	\$30,332	\$15,842	\$30,332	\$31,315
201 201 121	Retirement	\$17,742	\$19,538	\$20,059	\$20,790	\$11,148	\$20,790	\$21,561
201 201 131	Worker's Compensation	\$7,852	\$7,911	\$8,021	\$8,657	(\$544)	\$8,657	\$9,090
201 201 132	Group Insurance	\$49,043	\$55,706	\$56,893	\$70,755	\$31,448	\$70,755	\$81,368
201 201 133	Unemployment Insurance	\$253	\$477	\$590	\$920	\$1,552	\$2,100	\$2,205
	Subtotal Personnel Services	\$448,227	\$493,804	\$499,043	\$527,948	\$274,277	\$529,128	\$554,883
201 201 201	Insurance	\$12,412	\$11,935	\$12,442	\$13,070	\$12,498	\$13,070	\$13,724
201 201 202	Professional Services	\$1,877	\$1,389	\$2,020	\$1,700	\$524	\$2,000	\$2,000
201 201 204	Contracted Serv.-Operations	\$350	\$70	\$996	\$1,000	\$0	\$1,000	\$1,000
201 201 211	Publishing	\$2,833	\$3,725	\$4,112	\$3,500	\$795	\$4,000	\$4,000
201 201 221	Rep. & Maintenance-Equipment	\$8,386	\$9,010	\$7,751	\$8,000	\$4,196	\$8,000	\$8,000
201 201 222	Rep. & Maint.-Vehicles	\$736	\$393	\$448	\$1,500	\$597	\$1,200	\$1,200
201 201 223	Rep. & Maintenance-Buildings	\$21,263	\$27,640	\$15,994	\$22,000	\$9,352	\$22,000	\$22,000
201 201 224	Rep. & Maint. Central Garage	\$28,230	\$45,294	\$30,036	\$42,500	\$11,649	\$35,000	\$35,000
201 201 231	Postage	\$699	\$1,264	\$620	\$1,200	\$72	\$1,200	\$1,200
201 201 232	Office Supplies	\$1,082	\$825	\$56	\$1,100	\$531	\$1,000	\$1,000
201 201 234	Copies	\$21	\$160	\$67	\$500	\$9	\$300	\$300
201 201 235	Subscriptions & Publications	\$56	\$57	\$53	\$100	\$0	\$100	\$100
201 201 236	Janitorial Supplies	\$4,142	\$2,637	\$3,285	\$3,500	\$3,868	\$3,868	\$4,000
201 201 240	Chemicals and Gases	\$55	\$459	\$4,159	\$700	\$90	\$6,000	\$6,000
201 201 241	Agricultural Supplies	\$10,428	\$13,160	\$19,174	\$15,000	\$18,839	\$19,500	\$19,500
201 201 242	Recreation Supplies-Operations	\$0	\$0	\$0	\$0	\$67	\$100	\$0
201 201 243	Medical and Safety Supplies	\$0	\$252	\$337	\$400	\$319	\$500	\$500
201 201 244	Uniforms and Dry Goods	\$942	\$240	\$377	\$1,000	\$0	\$1,000	\$1,200
201 201 247	Small Tools and Hardware	\$552	\$1,479	\$1,349	\$1,200	\$530	\$1,500	\$1,700
201 201 251	Meridian Trail Event	\$1,715	\$2,859	\$2,334	\$0	\$9,114	\$9,114	\$0
201 201 261	Membership Dues	\$215	\$330	\$300	\$400	\$125	\$400	\$500
201 201 263	Travel Expense	\$133	\$1,710	\$588	\$1,000	\$0	\$1,000	\$2,000
201 201 264	Schools	\$1,017	\$245	\$200	\$1,000	\$255	\$1,000	\$1,000
201 201 265	Conferences & Meetings	\$4,619	\$1,473	\$44	\$1,200	\$792	\$1,200	\$2,500
201 201 271	Telephone	\$4,616	\$4,096	\$3,763	\$4,700	\$1,686	\$4,200	\$4,200
201 201 272	Electricity	\$23,663	\$24,455	\$24,178	\$26,000	\$10,525	\$26,000	\$26,000
201 201 273	Fuel-Heating	\$3,796	\$4,999	\$3,436	\$5,500	\$2,665	\$5,000	\$5,000
201 201 274	Water Service	\$64,337	\$62,774	\$50,382	\$73,000	\$6,139	\$68,000	\$68,000
201 201 275	Sewer Service	\$5,570	\$1,826	\$1,719	\$2,000	\$763	\$2,000	\$2,000
201 201 276	Landfill	\$2,673	\$1,597	\$1,714	\$2,500	\$606	\$2,200	\$2,500
	Subtotal Other Current Expenditures	\$206,418	\$226,353	\$191,934	\$235,270	\$96,606	\$241,452	\$236,124
201 201 301	Capital Repair & Maintenance	\$6,192	\$8,511	\$5,662	\$5,000	\$0	\$5,000	\$5,000
201 201 350	Equipment	\$17,013	\$79,732	\$17,058	\$87,800	\$41,465	\$89,264	\$49,000
201 201 350	Vehicles	\$0	\$0	\$0	\$0	\$0	\$0	\$0
	Subtotal Capital Expenditures	\$23,205	\$88,243	\$22,720	\$92,800	\$41,465	\$94,264	\$54,000
	Total Expenditures	\$677,850	\$808,400	\$713,697	\$856,018	\$412,348	\$864,844	\$845,007

City of Yankton
Adopted 2011 Budget

Fund: Parks & Recreation		Function: Culture-Recreation				Activity: Parks & Recreation		
ACCOUNT NO.	DESCRIPTION	2007 ACTUAL	2008 ACTUAL	2009 ACTUAL	2010 ADOPTED	2010 Y.T.D.	2010 ESTIMATED	2011 ADOPTED
	Prior Year Balance	\$5,359	\$2,688	\$4,013	\$0	\$2,113	\$2,113	\$0
201 3348	Tree Grant	\$0	\$1,000	\$2,338	\$0	\$0	\$0	\$0
201 3488	Concessions	\$900	\$7,229	\$900	\$4,500	\$300	\$0	\$0
201 3489	Other-Park Revenue	\$0	\$0	\$0	\$100	(\$7)	\$100	\$100
	Subtotal Park Revenue	\$900	\$8,229	\$3,238	\$4,600	\$293	\$100	\$100
201 3610	Interest	\$9,018	\$7,856	\$3,891	\$5,000	\$1,341	\$4,000	\$3,500
201 3612	Sale of Fixed Assests	\$0	\$829	\$0	\$0	\$0	\$0	\$0
201 3615	Misc Reimbursement	\$0	\$0	\$1,353	\$0	\$0	\$0	\$0
201 3620	Rentals-Park (Picnic Shelters & Court Spaces)	\$8,071	\$8,538	\$8,013	\$9,000	\$5,820	\$9,500	\$12,000
201 3640	Compen. for Loss & Damage	\$259	\$0	\$0	\$0	\$0	\$0	\$0
201 3660	Donations	\$1,735	\$4,337	\$4,802	\$0	\$1,134	\$1,134	\$0
	Subtotal Misc. Revenue	\$19,083	\$21,560	\$18,059	\$14,000	\$8,295	\$14,634	\$15,500
201 3910	Transfer from General Fund	\$655,196	\$779,936	\$690,500	\$823,618	\$411,809	\$847,997	\$829,407
	Subtotal Transfer Revenue	\$655,196	\$779,936	\$690,500	\$823,618	\$411,809	\$847,997	\$829,407
	Total Funds Available	\$680,538	\$812,413	\$715,810	\$842,218	\$422,510	\$864,844	\$845,007
	Total Expenditures	\$677,850	\$808,400	\$713,697	\$856,018	\$412,348	\$864,844	\$845,007
	Ending Balance	\$2,688	\$4,013	\$2,113	(\$13,800)	\$10,162	\$0	\$0

PARKS AND RECREATION

ACCOUNT #202

PURPOSE OF THIS DEPARTMENT: Why does this department exist?

The Mission of the Memorial Pool is to enhance the quality of life for the citizens of Yankton and the surrounding area by providing a diverse aquatic facility to serve a population with varied characteristics, interests, and needs.

GOALS OF THIS DEPARTMENT: What will this department attempt to accomplish this year?

- 1 Provide an affordable and enjoyable recreation opportunity for the area during the summer months

OBJECTIVES FOR REACHING OUR GOALS:

- 1a Establish a baseline rating on customer satisfaction
- 2a Reach an average daily attendance of 240 users

CAPITAL IMPROVEMENTS PLAN: What equipment and other items in this department will have to be replaced or purchased in the next five years?

- 2010 Diving board, shade features
- 2011 Diving board, shade features, pool furniture replacement
- 2012 Shade features, pool furniture replacement, deck drains
- 2013 Lifeguard stands (3), filter upgrade
- 2014 Lifeguard stands, addition project

City of Yankton
Adopted 2011 Budget

Fund: Memorial Park Pool		Function: Culture-Recreation				Activity: Memorial Pool		
ACCOUNT NO.	DESCRIPTION	2007 ACTUAL	2008 ACTUAL	2009 ACTUAL	2010 ADOPTED	2010 Y.T.D.	2010 ESTIMATED	2011 ADOPTED
202 202 101	Regular Wages	\$0	\$15	\$0	\$0	\$0	\$0	\$0
202 202 102	Temporary Wages	\$46,289	\$46,176	\$49,186	\$54,000	\$32,867	\$54,000	\$54,000
202 202 103	Overtime Wages	\$0	\$0	\$0	\$200	\$0	\$200	\$200
202 202 111	OASI	\$3,541	\$3,534	\$3,763	\$4,146	\$2,514	\$4,146	\$4,146
202 202 121	Retirement	\$0	\$0	\$0	\$0	\$0	\$0	\$0
202 202 131	Worker's Compensation	\$0	\$0	\$0	\$0	\$0	\$0	\$0
202 202 133	Unemployment Insurance	\$93	\$162	\$222	\$312	\$493	\$810	\$851
	Subtotal Personnel Services	\$49,923	\$49,887	\$53,171	\$58,658	\$35,874	\$59,156	\$59,197
202 202 201	Insurance	\$0	\$0	\$0	\$200	\$0	\$200	\$200
202 202 202	Professional Services	\$637	\$910	\$7,536	\$1,200	\$0	\$1,200	\$1,200
202 202 211	Advertising	\$19	\$0	\$526	\$100	\$618	\$618	\$100
202 202 221	Rep. & Maint. - Equipment	\$339	\$7,638	\$1,567	\$1,000	\$25	\$1,000	\$6,000
202 202 223	Rep. & Maint. - Buildings	\$6,600	\$6,102	\$1,613	\$40,000	\$7,940	\$40,000	\$35,000
202 202 231	Postage	\$0	\$21	\$5	\$100	\$2	\$100	\$100
202 202 232	Office Supplies	\$234	\$83	\$90	\$300	\$0	\$300	\$300
202 202 234	Copies	\$0	\$1	\$2	\$0	\$0	\$0	\$0
202 202 236	Janitorial Supplies	\$239	\$173	\$127	\$400	\$0	\$400	\$400
202 202 240	Chemicals	\$20,411	\$21,771	\$22,367	\$25,000	\$11,925	\$25,000	\$25,000
202 202 242	Recreation Supplies	\$953	\$283	\$821	\$2,000	\$262	\$2,000	\$2,000
202 202 243	Medical, Safety, & Lab Supplies	\$585	\$474	\$0	\$750	\$0	\$750	\$750
202 202 244	Uniforms & Dry Goods	\$119	\$1,403	\$1,840	\$2,200	\$0	\$2,200	\$2,700
202 202 247	Small Tools & Hardware	\$62	\$772	\$174	\$1,000	\$184	\$1,000	\$1,000
202 202 271	Telephone	\$641	\$698	\$638	\$700	\$308	\$700	\$700
202 202 272	Electricity	\$7,098	\$7,499	\$7,643	\$9,300	\$1,657	\$9,300	\$9,300
202 202 273	Fuel-Heating	\$996	\$5,227	\$3,983	\$11,000	\$1,917	\$10,500	\$10,500
202 202 274	Water Service	\$9,365	\$9,307	\$10,353	\$13,000	\$6,179	\$13,000	\$13,000
202 202 275	Sewer Service	\$9,819	\$7,527	\$8,861	\$11,550	\$5,269	\$11,550	\$11,550
202 202 276	Landfill	\$0	\$0	\$0	\$100	\$0	\$100	\$100
	Total Operating Expenses	\$58,117	\$69,889	\$68,146	\$119,900	\$36,286	\$119,918	\$119,900
202 202 301	Capital Repair and Maintenance	\$0	\$0	\$2,854	\$20,000	\$4,500	\$15,000	\$0
202 202 320	Buildings & Structures	\$0	\$16,814	\$0	\$0	\$0	\$0	\$0
202 202 350	Equipment	\$0	\$582	\$3,205	\$9,000	\$7,224	\$12,724	\$13,000
	Total Capital Outlay	\$0	\$17,396	\$6,059	\$29,000	\$11,724	\$27,724	\$13,000
	Total Expenditures	\$108,040	\$137,172	\$127,376	\$207,558	\$83,884	\$206,798	\$192,097

Fund: Memorial Park Pool		Function: Culture-Recreation				Activity: Memorial Pool		
ACCOUNT NO.	DESCRIPTION	2007 ACTUAL	2008 ACTUAL	2009 ACTUAL	2010 ADOPTED	2010 Y.T.D.	2010 ESTIMATED	2011 ADOPTED
	Prior Year Balance	\$1,218	\$3,577	\$3,182	\$0	\$2,410	\$2,410	\$0
202 3471	Red Cross Lessons	\$7,355	\$7,158	\$7,417	\$8,000	\$0	\$8,000	\$8,000
202 3472	Pool Receipts	\$23,433	\$23,706	\$22,473	\$27,000	\$4,828	\$27,000	\$27,000
202 3491	Other Non-Taxable	\$0	\$0	(\$6)	\$0	\$0	\$0	\$0
202 3610	Interest	\$24	\$1,059	\$973	\$20	\$383	\$850	\$20
202 3660	Donations / Bond Funds	\$0	\$0	\$0	\$0	\$0	\$0	\$0
202 3701	Cash Long	(\$5)	\$1	\$0	\$0	\$2	\$0	\$0
202 3728	Miscellaneous Concessions	\$1,171	\$1,313	\$1,065	\$1,300	\$0	\$1,200	\$1,300
202 3755	Joint Pool Pass	\$2,617	\$4,089	\$2,626	\$4,500	\$9,028	\$9,100	\$4,500
202 3910	Transfer From General Fund	\$75,805	\$99,451	\$92,056	\$146,738	\$73,369	\$158,239	\$151,277
	Total Funds Available	\$111,618	\$140,354	\$129,786	\$187,558	\$90,020	\$206,798	\$192,097
	Total Expenditures	\$108,040	\$137,172	\$127,376	\$207,558	\$83,884	\$206,798	\$192,097
	Ending Balance	\$3,577	\$3,182	\$2,410	(\$20,000)	\$6,136	\$0	\$0

SUMMIT ACTIVITIES CENTER

ACCOUNT #203

PURPOSE OF THIS DEPARTMENT: Why does this department exist?

The Summit Activities Center Mission is to enhance the quality of life for the citizens of Yankton and the surrounding area by providing a facility for recreational, cultural, educational, social, and health enhancement programs to serve a population with varied characteristics, interests, and needs. The SAC/Yankton High School also provides a community center offering rental facilities such as theatres, meeting rooms, gyms, commons, and aquatic areas.

Department Personnel: one Superintendent of Recreation / Facilities Manager, one Recreation Coordinator, one Office Specialist and approximately two hundred Seasonal Employees.

GOALS OF THIS DEPARTMENT: What will this division attempt to accomplish this year?

- 1 Provide an affordable and enjoyable recreation and activities opportunity for year round activity
 - 2 Provide for the greatest possible efficiencies in the development and operation of recreation programs/classes
-

OBJECTIVES FOR REACHING OUR GOALS:

- 1a Establish baseline ratings on value, diversity of activities, and user satisfaction
 - 2a Achieve an overall break even margin for recreation programs
-

CAPITAL IMPROVEMENTS PLAN: What major pieces of equipment and other items in this department will have to be replaced or purchased in the next five years? (*Note: for those items cost shared, "s" represents the School District, "c" the City, and "d" donations.*)

- | | |
|------|--|
| 2010 | Replace pool deck furniture, replace fitness equipment, landscaping, |
| 2011 | Replace fitness equipment, access road improvements, landscaping, restripe parking lots |
| 2012 | Replace water basketball hoops, replace pulsar chlorine unit, replace pool deck furniture, replace fitness equipment, concrete parking lot |
| 2013 | Replace pool mushroom, replace fitness equipment, landscaping, concrete parking lot |
| 2014 | Replace conference tables, north 40 trail lights, replace pool deck furniture, replace fitness equipment, landscaping. |

City of Yankton
Adopted 2011 Budget

Fund: Parks & Recreation		Function: Culture-Recreation				Activity: Summit Activities Center		
ACCOUNT NO.	DESCRIPTION	2007 ACTUAL	2008 ACTUAL	2009 ACTUAL	2010 ADOPTED	2010 Y.T.D.	2010 ESTIMATED	2011 ADOPTED
203 203 101	Regular Salaries & Wages	\$122,388	\$114,868	\$112,345	\$118,503	\$66,814	\$133,000	\$137,961
203 203 102	Temp. Salaries & Wages	\$158,424	\$159,664	\$155,820	\$155,000	\$100,219	\$144,000	\$133,000
203 203 103	Overtime Wages	\$39	\$597	\$0	\$1,500	\$46	\$1,500	\$1,500
203 203 111	OASI	\$21,351	\$20,702	\$20,006	\$21,038	\$12,680	\$21,305	\$20,843
203 203 121	Retirement	\$7,346	\$6,744	\$6,465	\$7,200	\$4,005	\$8,070	\$8,368
203 203 131	Worker's Compensation	\$6,384	\$6,433	\$6,522	\$7,390	(\$442)	\$7,390	\$7,760
203 203 132	Group Insurance	\$18,115	\$16,729	\$18,595	\$23,526	\$12,946	\$29,000	\$33,350
203 203 133	Unemployment Insurance	\$365	\$635	\$865	\$1,225	\$1,571	\$2,760	\$2,898
	Subtotal Personnel Services	\$334,412	\$326,372	\$320,618	\$335,382	\$197,839	\$347,025	\$345,680
203 203 201	Insurance	\$355	\$338	\$331	\$373	\$357	\$373	\$392
203 203 202	Professional Services	\$23,368	\$29,610	\$40,508	\$33,000	\$26,564	\$45,000	\$45,000
203 203 203	Bank Card Discounts	\$4,398	\$5,510	\$3,204	\$6,000	\$650	\$4,000	\$4,000
203 203 204	Contracted Serv.-Operations	\$18,571	\$16,017	\$24,307	\$21,000	\$12,402	\$26,000	\$26,000
203 203 206	Cost of Service Provided - (school)	\$140,560	\$120,878	\$138,977	\$145,000	\$39,843	\$140,000	\$140,000
203 203 210	Promotional	\$622	\$105	\$21	\$0	\$0	\$0	\$0
203 203 211	Publishing & Advertising	\$2,563	\$1,199	\$2,667	\$4,000	\$4,206	\$4,206	\$4,000
203 203 213	Contracted Servicesn(Ice Arena)	\$15,606	\$17,416	\$9,854	\$18,000	\$5,452	\$16,000	\$16,000
203 203 221	Rep. & Maintenance-Equipment	\$3,927	\$1,329	\$870	\$8,000	\$4,265	\$8,000	\$8,000
203 203 222	Rep. & Maint.-Vehicles	\$6	\$7	\$0	\$200	\$0	\$0	\$0
203 203 223	Rep. & Maintenance-Buildings	\$2,933	\$1,121	\$1,534	\$8,000	\$1,536	\$5,000	\$5,000
203 203 224	Rep. & Maint. Central Garage	\$850	\$1,152	\$207	\$1,700	\$126	\$1,700	\$1,700
203 203 231	Postage	\$880	\$449	\$1,580	\$1,100	\$902	\$1,600	\$1,600
203 203 232	Office Supplies	\$2,926	\$3,171	\$2,178	\$3,200	\$2,317	\$3,200	\$3,200
203 203 233	Printing & Binding	\$467	\$1,517	\$1,853	\$2,100	\$0	\$2,500	\$2,500
203 203 234	Copies	\$18	\$331	\$1,804	\$1,000	\$458	\$2,000	\$2,000
203 203 235	Subscriptions & Publications	\$56	\$57	\$200	\$100	\$0	\$200	\$200
203 203 236	Janitorial Supplies	\$7,351	\$7,536	\$9,356	\$9,000	\$4,902	\$9,500	\$9,500
203 203 240	Chemicals and Gases	\$3,938	\$5,201	\$8,695	\$7,000	\$1,120	\$9,000	\$9,000
203 203 241	Agricultural Supplies	\$36	\$0	\$0	\$300	\$0	\$0	\$0
203 203 242	Recreation Supplies-Operations	\$5,341	\$7,929	\$3,923	\$7,000	\$1,630	\$7,000	\$7,000
203 203 243	Medical and Safety Supplies	\$472	\$389	\$724	\$1,000	\$56	\$1,000	\$1,000
203 203 244	Uniforms and Dry Goods	\$1,553	\$1,908	\$1,399	\$2,500	\$2,638	\$2,638	\$2,500
203 203 247	Small Tools and Hardware	\$19	\$27	\$43	\$100	\$1	\$100	\$100
203 203 250	Rec. Supplies-Arts Program	\$1,935	\$417	\$26	\$0	\$371	\$371	\$100
203 203 251	Alcoa Ice Skating Rink	\$98	\$192	\$0	\$200	\$0	\$0	\$0
203 203 261	Membership Dues	\$100	\$0	\$0	\$300	\$0	\$300	\$300
203 203 263	Travel Expense	\$87	\$138	\$470	\$400	\$39	\$400	\$1,000
203 203 264	Schools	\$31	\$85	\$579	\$600	\$0	\$600	\$1,000
203 203 265	Conferences & Meetings	\$759	\$538	\$583	\$1,000	\$756	\$1,000	\$2,000
203 203 271	Telephone	\$3,306	\$3,243	\$2,816	\$3,500	\$1,407	\$3,000	\$3,000
203 203 274	Water Service	\$3,321	\$3,142	\$3,379	\$3,875	\$1,803	\$3,875	\$3,875
203 203 275	Sewer Service	\$1,998	\$1,492	\$1,555	\$2,500	\$847	\$2,000	\$2,000
203 203 276	Landfill	\$0	\$0	\$0	\$0	\$0	\$0	\$0
	Subtotal Other Current Expenditures	\$248,451	\$232,444	\$263,643	\$292,048	\$114,648	\$300,563	\$301,967
203 203 701	Cash Short	\$24	\$31	\$71	\$200	\$158	\$200	\$200
203 203 570	Theft	\$0	\$0	\$150	\$0	\$0	\$0	\$0
203 203 728	Misc. Concessions	\$2,446	\$2,369	\$5,120	\$4,000	\$3,735	\$5,500	\$5,500
203 203 766	Merchandise	\$4,316	\$706	\$3,076	\$5,000	\$521	\$5,000	\$5,000
203 203 782	Tournament Fees	\$0	\$1,400	\$0	\$0	\$0	\$0	\$0
203 203 784	Awards	\$4,688	\$4,476	\$3,306	\$4,000	\$2,197	\$4,000	\$4,000
	Subtotal Resale Expenditures	\$11,474	\$8,982	\$11,723	\$13,200	\$6,611	\$14,700	\$14,700
203 203 350	Equipment	\$0	\$0	\$0	\$5,000	\$10,067	\$10,067	\$12,000
	Subtotal Capital Expenditures	\$0	\$0	\$0	\$5,000	\$10,067	\$10,067	\$12,000
	Total Expenditures	\$594,337	\$567,798	\$595,984	\$645,630	\$329,165	\$672,355	\$674,347

City of Yankton
Adopted 2011 Budget

Fund: Parks & Recreation

Function: Culture-Recreation

Activity: Summit Activities Center

ACCOUNT NO.	DESCRIPTION	2007 ACTUAL	2008 ACTUAL	2009 ACTUAL	2010 ADOPTED	2010 Y.T.D.	2010 ESTIMATED	2011 ADOPTED
	Prior Year Balance	\$20,429	(\$24,136)	(\$15,767)	(\$5,659)	(\$15,767)	(\$15,767)	(\$5,659)
203 3390	Yankton School District	\$0	\$0	\$20,072	\$0	\$10,097	\$28,000	\$31,000
203 3450	Knitting & Embroidery	\$0	\$0	\$360	\$0	\$0	\$0	\$0
203 3451	Skate Rentals	\$5,821	\$5,303	\$3,893	\$5,500	\$2,282	\$4,000	\$4,000
203 3452	Floor Hockey	\$865	\$408	\$0	\$0	\$0	\$0	\$0
203 3453	Pre-School Classes	\$0	\$0	\$1,140	\$0	\$0	\$0	\$0
203 3454	WSI / LGT	\$1,063	\$2,272	\$2,343	\$2,500	\$0	\$0	\$0
203 3455	Judi's Dance Studio	\$2,156	\$2,040	\$1,360	\$2,100	\$0	\$0	\$0
203 3456	Academy of Dance	\$994	\$836	\$990	\$800	\$0	\$0	\$0
203 3457	Dodgeball	\$1,598	\$1,836	\$2,288	\$1,700	\$0	\$0	\$0
203 3458	Kickball	\$1,523	\$3,983	\$684	\$3,500	\$0	\$0	\$0
203 3459	Alcoa Ice Skating Rink	\$15,657	\$14,041	\$10,575	\$16,000	\$5,343	\$12,000	\$12,000
203 3460	Yankton Children's Theater	\$880	\$1,860	\$2,641	\$1,200	\$0	\$0	\$0
203 3461	Archery	\$2,682	\$2,882	\$3,944	\$2,900	\$0	\$0	\$0
203 3462	Tennis	\$3,484	\$3,420	\$2,280	\$3,600	\$0	\$0	\$0
203 3464	Lifetime Sports	\$2,321	\$935	\$1,207	\$2,300	\$0	\$0	\$0
203 3465	Taekwondo	\$339	\$486	\$513	\$400	\$0	\$0	\$0
203 3466	Track	\$1,200	\$1,020	\$714	\$1,500	\$0	\$0	\$0
203 3467	PeeWee Baseball / Quick Start Tennis	\$1,929	\$0	\$321	\$350	\$0	\$0	\$0
203 3468	Gymnastics	\$2,616	\$2,552	\$2,012	\$2,700	\$0	\$0	\$0
203 3469	Women's Sand Volleyball	(\$234)	\$341	\$1,274	\$500	\$0	\$0	\$0
203 3470	Color Guard	\$0	\$352	\$2,928	\$500	\$0	\$0	\$0
203 3473	Basketball	\$4,930	\$4,475	\$3,962	\$5,000	\$0	\$0	\$0
203 3474	Women's Volleyball	\$7,243	\$7,193	\$5,472	\$7,300	\$0	\$0	\$0
203 3475	Men's Volleyball	\$2,430	\$2,358	\$1,910	\$2,500	\$0	\$0	\$0
203 3476	Mixed Volleyball	\$3,084	\$3,961	\$2,759	\$3,000	\$0	\$0	\$0
203 3477	Mixed Softball	\$7,491	\$8,866	\$10,000	\$8,000	\$0	\$0	\$0
203 3478	Arts Program	\$4,397	\$2,315	\$2,495	\$4,000	\$0	\$0	\$0
203 3479	One Ten Gallery	\$0	\$0	\$3,240	\$0	\$0	\$0	\$0
203 3480	Misc. Programs	\$293	\$491	\$286	\$400	\$0	\$0	\$0
203 3481	Personal Training	\$41	\$602	\$4,593	\$2,000	\$72	\$2,000	\$3,000
203 3482	Aerobics	\$12,665	\$12,350	\$10,869	\$13,000	\$0	\$0	\$0
203 3483	Women's Basketball	\$351	\$633	(\$283)	\$350	\$0	\$0	\$0
203 3484	Red Cross Lessons-SAC	\$8,386	\$9,583	\$9,460	\$9,000	\$593	\$2,500	\$2,500
203 3485	Day Camp	\$5,558	\$3,474	\$2,351	\$5,000	\$0	\$0	\$0
203 3486	COED Sand Volleyball	\$1,402	\$236	\$472	\$300	\$0	\$0	\$0
203 3487	Special Needs	\$95	\$316	\$475	\$300	\$0	\$0	\$0
203 3488	Rentals-SAC	\$11,039	\$13,665	\$12,154	\$13,000	\$7,300	\$13,000	\$14,000
203 3489	Rentals-City Hall Gym	\$1,650	\$2,614	\$2,832	\$3,200	\$1,236	\$3,200	\$3,500
203 3616	Cooking Classes	\$24	\$0	\$2,003	\$0	\$0	\$0	\$0
203 3701	Cash Long	\$19	\$28	\$87	\$100	\$170	\$200	\$200
203 3726	Contracted Concessions	\$0	\$0	\$0	\$0	\$2,251	\$5,000	\$5,500
203 3728	Misc. Concessions	\$6,135	\$7,001	\$10,613	\$7,500	\$4,044	\$6,000	\$6,000
203 3740	Annual Memberships	\$18,143	\$20,550	\$22,860	\$25,000	\$18,080	\$40,000	\$45,000
203 3741	Corporate Memberships	\$106,146	\$112,640	\$88,051	\$117,000	\$20,842	\$45,000	\$50,000
203 3742	Quarterly Memberships	\$41,795	\$40,796	\$46,942	\$43,000	\$36,434	\$70,000	\$75,000
203 3743	Daily Pass	\$1,272	\$18,200	\$37,912	\$38,000	\$23,631	\$52,000	\$57,000
203 3744	Adult Recreation Leagues	\$648	\$0	\$0	\$0	\$11,971	\$28,000	\$30,000
203 3745	Youth Recreation Leagues	\$0	\$0	\$0	\$0	\$229	\$1,000	\$1,200
203 3746	Daily Passes-Middle / SAC Programs	\$15,092	\$7,460	\$0	\$0	\$4,922	\$12,000	\$14,000
203 3747	Daily Passes-High School / TOT Time Child	\$3,435	\$1,839	\$0	\$0	\$96	\$125	\$200
203 3748	Daily Passes-College / ActiveNET Programs	\$1,852	\$1,099	\$0	\$0	\$63,429	\$63,500	\$59,000
203 3749	Daily Passes-Adult / Showers	\$7,645	\$3,406	\$0	\$0	\$70	\$100	\$150
203 3750	Studio Art Center	\$3,776	\$4,354	\$539	\$200	\$0	\$0	\$0
203 3751	Spanish Class	\$2,265	\$1,777	\$238	\$1,000	\$0	\$0	\$0
203 3752	Sewing Class	\$37	\$436	\$0	\$200	\$0	\$0	\$0
203 3753	Waterslide Passes	\$5,642	\$5,069	\$3,259	\$0	\$0	\$0	\$0
203 3754	Woodcarving class	\$75	\$133	\$152	\$100	\$0	\$0	\$0
203 3755	Yankton Summer Pool Pass	\$2,607	\$70	\$1,939	\$0	\$6,450	\$6,450	\$5,500
203 3766	Merchandise	\$1,571	\$1,120	\$1,066	\$1,000	\$901	\$1,200	\$1,500
203 3782	RTEC	\$0	\$0	\$1,963	\$0	\$0	\$0	\$0
203 3771	Advertisement Fee	\$251	\$204	\$725	\$300	\$1,689	\$1,700	\$350
	Subtotal SAC Revenue	\$334,426	\$343,881	\$352,935	\$357,800	\$222,132	\$396,975	\$420,600
203 3610	Interest	\$3,151	\$1,379	\$1,066	\$2,000	\$539	\$1,200	\$1,200
203 3615	Misc Reimbursements/School	\$0	\$0	\$6,124	\$0	\$0	\$0	\$0
203 3620	Rentals Non-Taxable	\$75	\$0	\$0	\$0	\$3,525	\$3,525	\$0
203 3660	Donations from Private	\$300	\$0	\$0	\$0	\$2,507	\$2,507	\$0
203 3690	Miscellaneous Non-Taxable	\$72	\$2	\$15	\$4,300	\$1	\$4,300	\$4,300
	Subtotal Misc. SAC Revenue	\$3,598	\$1,381	\$7,205	\$6,300	\$6,572	\$6,800	\$5,500
203 3910	Transfer from General Fund	\$211,748	\$230,905	\$230,328	\$278,688	\$137,651	\$278,688	\$253,906
	Total Funds Available	\$570,201	\$552,031	\$574,701	\$637,129	\$350,588	\$666,696	\$674,347
	Total Expenditures	\$594,337	\$567,798	\$595,984	\$645,630	\$329,165	\$672,355	\$674,347
	Ending Balance	(\$24,136)	(\$15,767)	(\$21,283)	(\$8,501)	\$21,423	(\$5,659)	\$0

MARNE CREEK ACCOUNT #204

PURPOSE OF THIS DEPARTMENT: Why does this department exist?

The Mission of the division is to enhance the quality of life for the citizens of Yankton and the surrounding area by providing a recreational trail system to serve a population with varied characteristics, interests, and needs. Dedication toward preservation of natural resources will ensure the opportunity for high quality leisure experiences for present and future generations

Department Personnel: one Senior Grounds Maintenance Worker and one seasonal employee.

GOALS OF THIS DEPARTMENT: What will this department attempt to accomplish this year?

- 1 Maintain the Marne Creek waterway in an aesthetically pleasing manner for recreational users, while realizing less obstruction during high water flows to minimize flooding issues
 - 2 Provide a well-maintained trail that serves as a recreation and transportation medium
-

OBJECTIVES FOR REACHING OUR GOALS:

- 1a Maintain the waterway to the extent that any flooding event can be controlled in a fashion that allows the trail to be open for recreational use within 24 hours of an event
 - 2a Establish baseline ratings for citizen use, satisfaction, and appearance
-

CAPITAL IMPROVEMENTS PLAN: What equipment and other items in this department will have to be replaced or purchased in the next five years?

- | | |
|------|---|
| 2009 | Turf care equipment, maintenance / recreational trail construction |
| 2010 | Turf care equipment, maintenance / recreational trail construction, directional signage, RR bridge underpass. |
| 2011 | Turf care equipment, maintenance / recreational trail construction, bank stabilization, land acquisition. |
| 2012 | Turf care equipment, maintenance / recreational trail construction, land acquisition, replace truck, trail extensions |
| 2013 | Turf care equipment, maintenance / recreational trail construction, land acquisition, trail extensions. |

City of Yankton
Adopted 2011 Budget

Fund: Parks & Recreation		Function: Culture-Recreation				Activity: Marne Creek		
ACCOUNT NO.	DESCRIPTION	2007 ACTUAL	2008 ACTUAL	2009 ACTUAL	2010 ADOPTED	2010 Y.T.D.	2010 ESTIMATED	2011 ADOPTED
204 204 101	Regular Wages	\$34,744	\$36,688	\$37,653	\$40,271	\$22,171	\$40,271	\$41,773
204 204 102	Temporary Wages	\$4,101	\$3,132	\$3,026	\$4,200	\$2,060	\$4,200	\$4,200
204 204 103	Overtime Wages	\$658	\$752	\$253	\$400	\$822	\$830	\$400
204 204 111	OASI	\$2,995	\$3,028	\$3,112	\$3,433	\$1,891	\$3,433	\$3,548
204 204 121	Retirement	\$2,125	\$2,246	\$2,274	\$2,440	\$1,380	\$2,466	\$2,530
204 204 131	Worker's Compensation	\$981	\$988	\$1,002	\$1,136	(\$68)	\$1,136	\$1,193
204 204 132	Group Insurance	\$5,017	\$5,478	\$5,701	\$6,722	\$3,463	\$6,722	\$7,730
204 204 133	Unemployment Insurance	\$24	\$44	\$55	\$85	\$173	\$173	\$182
	Subtotal Personnel Services	\$50,645	\$52,356	\$53,076	\$58,687	\$31,892	\$59,231	\$61,556
204 204 201	Insurance	\$363	\$346	\$339	\$380	\$365	\$380	\$399
204 204 202	Professional Services	\$8,114	\$60	\$114	\$500	\$30	\$500	\$500
204 204 221	Rep. & Maint. - Equipment	\$2,197	\$1,416	\$2,502	\$1,500	\$737	\$2,500	\$2,500
204 204 222	Rep. & Maint. - Vehicles	\$213	\$31	\$175	\$300	\$0	\$300	\$300
204 204 223	Rep. & Maint. - Trail	\$4,989	\$6,748	\$5,241	\$6,500	\$520	\$6,500	\$6,500
204 204 224	Rep. & Maint. - Central Garage	\$4,626	\$8,960	\$7,811	\$5,500	\$3,106	\$8,000	\$8,000
204 204 231	Postage	\$0	\$0	\$0	\$20	\$0	\$0	\$0
204 204 240	Chemicals	\$616	\$1,689	\$348	\$0	\$0	\$0	\$0
204 204 241	Agricultural Supplies	\$60	\$2,224	\$651	\$2,500	\$0	\$2,500	\$2,500
204 204 247	Small Tools & Hardware	\$968	\$605	\$320	\$1,000	\$184	\$1,000	\$1,000
204 204 271	Telephone	\$336	\$280	\$280	\$350	\$134	\$350	\$350
204 204 276	Landfill	\$0	\$0	\$0	\$0	\$0	\$0	\$0
	Total Operating Expenses	\$22,482	\$22,359	\$17,781	\$18,550	\$5,076	\$22,030	\$22,049
204 204 301	Capital Repair and Maintenance	\$0	\$3,700	\$3,357	\$0	\$0	\$0	\$0
204 204 310	Land Purchase	\$7,431	\$1,950	\$0	\$32,500	\$8,471	\$32,500	\$30,000
204 204 320	Maintenance Trail Construction	\$639,160	\$40,310	\$1,268	\$20,000	\$200	\$20,000	\$207,530
204 204 321	Recreation Components	\$2,484	\$0	\$0	\$0	\$0	\$0	\$7,000
204 204 322	Nursery Grant	\$322	\$0	\$0	\$0	\$0	\$0	\$0
204 204 350	Equipment	\$0	\$0	\$1,000	\$1,000	\$0	\$1,000	\$15,000
	Total Capital Outlay	\$649,397	\$45,960	\$5,625	\$53,500	\$8,671	\$53,500	\$259,530
	Total Expenditures	\$722,524	\$120,675	\$76,482	\$130,737	\$45,639	\$134,761	\$343,135

Fund: Parks & Recreation		Function: Culture-Recreation				Activity: Marne Creek		
ACCOUNT NO.	DESCRIPTION	2007 ACTUAL	2008 ACTUAL	2009 ACTUAL	2010 ADOPTED	2010 Y.T.D.	2010 ESTIMATED	2011 ADOPTED
	Prior Year Balance	\$178,019	\$106,860	\$117,240	\$75,000	\$125,717	\$125,717	\$125,717
204 3340	FEMA Grant	\$0	\$0	\$0	\$0	\$0	\$0	\$0
204 3610	Interest	\$2,628	\$4,078	\$421	\$500	\$31	\$500	\$500
204 3341	Recreational Trails Program Grant - GF&P	\$512,495	\$27,129	\$7,549	\$0	\$0	\$0	\$104,511
204 3342	James River Water Development District Grant	\$0	\$0	\$0	\$0	\$0	\$0	\$0
204 3343	Essential Trails Grant	\$0	\$0	\$0	\$0	\$0	\$0	\$0
204 3348	Greenbelt Education Enhancement	\$2,650	\$509	\$0	\$0	\$0	\$0	\$0
204 3660	Private Donations	\$0	\$11,959	\$0	\$0	\$0	\$0	\$0
204 3910	Transfer from General Fund	\$73,127	\$74,454	\$72,364	\$77,737	\$0	\$81,761	\$98,105
204 3950	Transfer from Second Penny	\$60,465	\$12,926	\$4,625	\$20,000	\$0	\$52,500	\$133,019
	Subtotal Revenue	\$651,365	\$131,055	\$84,959	\$98,237	\$31	\$134,761	\$336,135
	Total Funds Available	\$829,384	\$237,915	\$202,199	\$173,237	\$125,748	\$260,478	\$461,852
	Total Expenditures	\$722,524	\$120,675	\$76,482	\$130,737	\$45,639	\$134,761	\$343,135
	Ending Balance	\$106,860	\$117,240	\$125,717	\$42,500	\$80,109	\$125,717	\$118,717

CASUALTY RESERVE ACCOUNT #205

PURPOSE OF THIS DEPARTMENT: Why does this department exist?

The purpose of the appropriation is to provide a Casualty Reserve Fund, pursuant to South Dakota Codified Law (SDCL) 9-21.16.1, for replacement and repair of City property as a result of a casualty loss.

GOALS OF THIS DEPARTMENT: What will this department attempt to accomplish this year?

To provide for a reserve fund to cover losses that may occur which are not covered by insurance and to pay deductibles on any insurance claims.

OBJECTIVES FOR REACHING OUR GOALS:

To maintain the Casualty Reserve Fund at a healthy balance but not to exceed \$100,000 as required by South Dakota Codified Law.

City of Yankton
Adopted 2011 Budget

Fund: Casualty Reserve

Activity: Casualty Reserve

ACCOUNT NO.	DESCRIPTION	2007 ACTUAL	2008 ACTUAL	2009 ACTUAL	2010 ADOPTED	2010 Y.T.D.	2010 ESTIMATED	2011 ADOPTED
205 205 202	Professional Services	\$0	\$0	\$1,407	\$15,000	\$0	\$10,000	\$10,000
	Subtotal Other Current Expenditures	\$0	\$0	\$1,407	\$15,000	\$0	\$10,000	\$10,000
205 205 390	Other Fixed Assets	\$0	\$0	\$0	\$0	\$0	\$0	\$0
	Subtotal Capital Expenditures	\$0	\$0	\$0	\$0	\$0	\$0	\$0
205 205 610	Transfer to General Fund	\$0	\$0	\$0	\$0	\$0	\$0	\$0
	Subtotal Operating Transfer Out	\$0	\$0	\$0	\$0	\$0	\$0	\$0
	Total Expenditures	\$0	\$0	\$1,407	\$15,000	\$0	\$10,000	\$10,000

Fund: Casualty Reserve

Activity: Casualty Reserve

ACCOUNT NO.	DESCRIPTION	2007 ACTUAL	2008 ACTUAL	2009 ACTUAL	2010 ADOPTED	2010 Y.T.D.	2010 ESTIMATED	2011 ADOPTED
	Prior Year Balance	\$59,458	\$62,511	\$64,506	\$54,434	\$63,834	\$63,834	\$54,434
205 3610	Interest	\$3,053	\$1,995	\$735	\$1,000	\$270	\$600	\$600
	Total Funds Available	\$62,511	\$64,506	\$65,241	\$55,434	\$64,104	\$64,434	\$55,034
	Total Expenditures	\$0	\$0	\$1,407	\$15,000	\$0	\$10,000	\$10,000
	Ending Balance	\$62,511	\$64,506	\$63,834	\$40,434	\$64,104	\$54,434	\$45,034

<p style="text-align: center;">BRIDGE AND STREET FUND ACCOUNT #207-221</p>
--

PURPOSE OF THIS DEPARTMENT: Why does this department exist?

The purpose of these appropriations are to account for expenditures on bridge projects approved by the South Dakota Department of Transportation; maintain bridge inspections for all bridges on an every other year rotation; routine painting and maintenance of bridges on an as needed basis.

GOALS OF THIS DEPARTMENT: What will this department attempt to accomplish this year?

- Annual maintenance of existing City bridges.
-

CAPITAL IMPROVEMENTS PLAN: What capital improvements are planned by this department in the next five years?

2010	Pine Street bridge refurbishment
2011	Bridge painting , Pine Street bridge refurbishment
2012	Walkway to replace Linn Street Bridge
2013	Bridge painting, Linn Street Walkway
2014	No capital improvements planned

City of Yankton
Adopted 2011 Budget

Fund: Bridge & Street Fund

Activity: Capital Projects

ACCOUNT NO.	DESCRIPTION	2007 ACTUAL	2008 ACTUAL	2009 ACTUAL	2010 ADOPTED	2010 Y.T.D.	2010 ESTIMATED	2011 ADOPTED
207 221 223	Bridge Painting	\$0	\$0	\$0	\$50,000	\$0	\$0	\$50,000
207 221 301	Road Materials	\$0	\$5,033	\$0	\$50,000	\$180	\$50,000	\$50,000
207 221 391	Pine Street Bridge Repair	\$4,950	\$0	\$0	\$83,000	\$0	\$20,000	\$63,000
207 221 396	Walkway - Replace Lynn Street Ped. Bridge	\$3,750	\$0	\$0	\$0	\$0	\$0	\$0
	Total Expenditures	\$8,700	\$5,033	\$0	\$183,000	\$180	\$70,000	\$163,000

Fund: Bridge & Street Fund

Activity: Capital Projects

ACCOUNT NO.	DESCRIPTION	2007 ACTUAL	2008 ACTUAL	2009 ACTUAL	2010 ADOPTED	2010 Y.T.D.	2010 ESTIMATED	2011 ADOPTED
	Prior Year Balance	\$40,767	\$43,263	\$32,899	\$0	\$54,741	\$54,741	\$6,488
207 3342	Green Street Bridge Agreement	\$0	(\$27,468)	\$0	\$0	\$0	\$0	\$0
207 3380	Special Road & Bridge-Current	\$21,397	\$21,397	\$21,397	\$21,397	\$10,699	\$21,397	\$21,397
207 3384	Federal Aid Urban	(\$10,572)	\$0	\$0	\$0	\$0	\$0	\$0
207 3610	Interest	\$371	\$740	\$445	\$0	\$236	\$350	\$0
207 3950	Transfer from Second Penny	\$0	\$0	\$0	\$161,603	\$0	\$0	\$135,115
	Subtotal Revenue	\$11,196	(\$5,331)	\$21,842	\$183,000	\$10,935	\$21,747	\$156,512
	Total Funds Available	\$51,963	\$37,932	\$54,741	\$183,000	\$65,676	\$76,488	\$163,000
	Total Expenditures	\$8,700	\$5,033	\$0	\$183,000	\$180	\$70,000	\$163,000
	Ending Balance	\$43,263	\$32,899	\$54,741	\$0	\$65,496	\$6,488	\$0

<p style="text-align: center;">BBB ACCOUNT #211</p>

PURPOSE OF THIS DEPARTMENT: Why does this department exist?

The purpose of this appropriation is to account for expenditures of the 1 percent municipal BBB sales tax. All revenue received from this additional tax shall be utilized for the promotion and advertising of the City, its facilities, attractions, and activities. The Board of City Commissioners shall have the authority to appropriate such funds as are generated by this additional tax for that purpose.

GOALS OF THIS DEPARTMENT: What will this department attempt to accomplish this year?

The Board of City Commissioners provides these funds to promote and advertise the City, its facilities, attractions, and activities.

OBJECTIVES FOR REACHING OUR GOALS:

City of Yankton
Adopted 2011 Budget

Fund: **BBB**

Activity: **Tourism Promotion**

ACCOUNT NO.	DESCRIPTION	2007 ACTUAL	2008 ACTUAL	2009 ACTUAL	2010 ADOPTED	2010 Y.T.D.	2010 ESTIMATED	2011 ADOPTED
211 231 202	Professional Services	\$0	\$0	\$0	\$10,000	\$1,750	\$10,000	\$10,000
211 231 544	Yankton Area Ice Association	\$0	\$15,000	\$0	\$0	\$0	\$0	\$0
211 231 549	Historic Downtown Yankton	\$30,000	\$26,375	\$30,000	\$30,000	\$15,000	\$30,000	\$30,000
211 231 550	Convention Visitors Bureau (CVB)	\$95,477	\$121,630	\$134,862	\$172,862	\$86,431	\$172,862	\$172,862
211 231 551	Economic Development Council	\$41,523	\$46,523	\$56,641	\$56,641	\$28,321	\$56,641	\$56,641
211 231 552	Missouri River Corridor	\$0	\$500	\$0	\$0	\$0	\$0	\$0
211 231 556	Kolberg-Pioneer	\$32,500	\$0	\$0	\$0	\$0	\$0	\$0
211 231 557	I-29 Corridor	\$0	\$12,500	\$0	\$0	\$0	\$0	\$0
211 231 558	Cramer-Kenyon House	\$5,000	\$0	\$0	\$0	\$0	\$0	\$0
211 231 559	National Field Archery Association	\$95,000	\$5,000	\$95,000	\$0	\$0	\$0	\$0
211 231 562	L&C Natural Resources District	\$0	\$10,500	\$0	\$0	\$11,395	\$11,395	\$0
211 231 563	Lewis and Clark Theatre	\$0	\$5,000	\$0	\$0	\$6,000	\$6,000	\$0
211 231 568	Yankton Transit	\$0	\$0	\$0	\$0	\$0	\$0	\$0
211 231 588	RTEC - James Valley Program	\$0	\$0	\$33,000	\$30,000	\$0	\$30,000	\$30,000
211 231 589	Airport Hanger	\$0	\$0	\$0	\$22,145	\$0	\$0	\$0
211 231 599	Special Projects	\$0	\$20,000	\$21,728	\$10,000	\$0	\$10,000	\$100,000
211 231 610	Transfer to General Fund - Airport Hanger	\$0	\$22,450	\$17,944	\$0	\$0	\$22,145	\$22,145
211 231 651	Transfer to Public Improvement	\$0	\$0	\$0	\$0	\$0	\$120,105	\$0
211 231 653	Transfer to Park Capital	\$75,185	\$0	\$0	\$0	\$0	\$0	\$0
	Total Expenditures	\$374,685	\$285,478	\$389,175	\$331,648	\$148,897	\$469,148	\$421,648

Fund: **BBB**

Activity: **Tourism Promotion**

ACCOUNT NO.	DESCRIPTION	2007 ACTUAL	2008 ACTUAL	2009 ACTUAL	2010 ADOPTED	2010 Y.T.D.	2010 ESTIMATED	2011 ADOPTED
	Prior Years Balance	\$164,940	\$236,021	\$393,983	\$427	\$515,808	\$515,808	\$521,660
211 3140	BBB Tax	\$445,766	\$443,440	\$503,732	\$419,128	\$181,658	\$470,000	\$479,400
211 3610	Interest	\$0	\$0	\$7,268	\$12,000	\$2,210	\$5,000	\$7,500
	Subtotal Revenues	\$445,766	\$443,440	\$511,000	\$431,128	\$183,868	\$475,000	\$486,900
	Total Funds Available	\$610,706	\$679,461	\$904,983	\$431,555	\$699,676	\$990,808	\$1,008,560
	Total Expenditures	\$374,685	\$285,478	\$389,175	\$331,648	\$148,897	\$469,148	\$421,648
	Ending Balance	\$236,021	\$393,983	\$515,808	\$99,907	\$550,779	\$521,660	\$586,912

INFRASTRUCTURE IMPROVEMENT REVOLVING FUND ACCOUNT #241

PURPOSE OF THIS DEPARTMENT: Why does this department exist?

The purpose of the Infrastructure Improvement Revolving Fund is to help fund special assessment construction projects in the City of Yankton that improve the city's infrastructure. The revenue is generated from citizen's payments on special assessments assigned to their property.

City of Yankton
Adopted 2011 Budget

Fund: Infrastructure Improvement Revolving Fund

Activity: Capital Projects

ACCOUNT NO.	DESCRIPTION	2007 ACTUAL	2008 ACTUAL	2009 ACTUAL	2010 ADOPTED	2010 Y.T.D.	2010 ESTIMATED	2011 ADOPTED
241 241 656	Transfer to Infra. Imp. Const.	\$75,200	\$71,800	\$155,238	\$51,200	\$0	\$70,000	\$70,000
	Total Expenditures	\$75,200	\$71,800	\$155,238	\$51,200	\$0	\$70,000	\$70,000

Fund: Infrastructure Improvement Revolving Fund

Activity: Capital Projects

ACCOUNT NO.	DESCRIPTION	2007 ACTUAL	2008 ACTUAL	2009 ACTUAL	2010 ADOPTED	2010 Y.T.D.	2010 ESTIMATED	2011 ADOPTED
	Prior Year Balance	\$59,066	\$41,701	\$152,665	\$110,102	\$17,781	\$17,781	\$981
241 3610	Interest	\$4,073	\$3,273	\$1,771	\$0	\$417	\$2,000	\$0
241 3630	Special Assess.-Interest	\$12,729	\$9,868	\$9,154	\$10,000	\$8,433	\$10,000	\$10,000
241 3631	Special Assess.-Delinquent	\$3,290	\$2,130	\$0	\$1,200	\$640	\$1,200	\$1,200
241 3632	Special Assess.-Current	\$15,555	\$32,050	\$2,137	\$20,000	\$17,175	\$20,000	\$30,000
241 3633	Special Assess.-Deferred	\$22,188	\$135,443	\$7,292	\$20,000	\$8,875	\$20,000	\$30,000
	Subtotal Revenue	\$57,835	\$182,764	\$20,354	\$51,200	\$35,540	\$53,200	\$71,200
	Total Funds Available	\$116,901	\$224,465	\$173,019	\$161,302	\$53,321	\$70,981	\$72,181
	Total Expenditures	\$75,200	\$71,800	\$155,238	\$51,200	\$0	\$70,000	\$70,000
	Ending Balance	\$41,701	\$152,665	\$17,781	\$110,102	\$53,321	\$981	\$2,181

<p style="text-align: center;">PUBLIC IMPROVEMENT ACCOUNT #501</p>

PURPOSE OF THIS DEPARTMENT: Why does this department exist?

The Public Improvement Fund is held as a reserve for future improvements.

GOALS OF THIS DEPARTMENT: What will this department attempt to accomplish this year?

At the present time, there are no public improvement capital projects planned for Fiscal Year 2009.

City of Yankton
Adopted 2011 Budget

Fund: Public Improvement

Activity: Capital Projects

ACCOUNT NO.	DESCRIPTION	2007 ACTUAL	2008 ACTUAL	2009 ACTUAL	2010 ADOPTED	2010 Y.T.D.	2010 ESTIMATED	2011 ADOPTED
501 501 202	Professional Services	\$21,647	\$39,638	\$18,600	\$15,000	\$9,060	\$15,000	\$15,000
501 501 381	East Cornerstone	\$1,552	\$200,502	\$0	\$0	\$0	\$0	\$0
501 501 383	Trans Canada Grant	\$0	\$0	\$0	\$0	\$0	\$0	\$25,000
501 501 384	East 8th / Gehl Street Extension	\$0	\$0	\$0	\$0	\$0	\$240,210	\$0
501 501 385	Brownfield's Cleanup Project	\$368,616	\$8,956	\$0	\$0	\$0	\$0	\$0
501 501 388	Alcoa Project	\$258,500	\$0	\$0	\$0	\$0	\$0	\$0
501 501 389	North Douglas Land / House	\$0	\$39,606	\$0	\$0	\$0	\$0	\$0
501 501 396	Police Radio (Homeland)	\$0	\$25,288	\$1,794	\$0	\$0	\$0	\$0
501 501 580	Loss of Disposition of Asset	\$66,000	\$0	\$0	\$0	\$0	\$0	\$0
	Total Expenditures	\$716,315	\$313,990	\$20,394	\$15,000	\$9,060	\$255,210	\$40,000

Fund: Public Improvement

Activity: Capital Projects

ACCOUNT NO.	DESCRIPTION	2007 ACTUAL	2008 ACTUAL	2009 ACTUAL	2010 ADOPTED	2010 Y.T.D.	2010 ESTIMATED	2011 ADOPTED
	Prior Year Balance	\$68,636	(\$14,008)	(\$94,518)	\$0	(\$92,460)	(\$92,460)	(\$97,439)
501 3311	Police Radio Grant - Homeland Security	\$0	\$20,230	\$1,435	\$0	\$0	\$0	\$0
501 3340	Mosquito Control Grant	\$2,500	\$0	\$0	\$0	\$0	\$0	\$0
501 3343	EPA Funding	\$349,295	\$26,152	\$0	\$0	\$0	\$0	\$0
501 3352	Trans Canada Grant	\$0	\$0	\$15,000	\$0	\$10,000	\$10,000	\$0
501 3353	Gehl - 8th Street Extension CDBG	\$0	\$0	\$0	\$0	\$0	\$120,105	\$0
501 3357	Alcoa Reimbursement	\$258,500	\$0	\$0	\$0	\$0	\$0	\$0
501 3358	Wachovia Grant / YES Campaign	\$0	\$0	\$1,000	\$0	\$0	\$0	\$0
501 3378	Yankton County	\$5,000	\$0	\$0	\$0	\$0	\$0	\$0
501 3491	Other Non-Taxable (Transcanada Keystone)	\$0	\$158,348	\$0	\$0	\$0	\$0	\$0
501 3610	Interest	\$15,976	\$1,740	\$605	\$0	\$0	\$0	\$0
501 3615	Misc Reimbursements	\$0	\$16,272	\$0	\$0	\$0	\$0	\$0
501 3660	Donations from Private	\$2,400	\$10,738	\$4,412	\$0	\$21	\$21	\$0
501 3923	Transfer From BBB	\$0	\$0	\$0	\$0	\$0	\$120,105	\$0
	Subtotal Revenue	\$633,671	\$233,480	\$22,452	\$0	\$10,021	\$250,231	\$0
	Total Funds Available	\$702,307	\$219,472	(\$72,066)	\$0	(\$82,439)	\$157,771	(\$97,439)
	Total Expenditures	\$716,315	\$313,990	\$20,394	\$15,000	\$9,060	\$255,210	\$40,000
	Ending Balance	(\$14,008)	(\$94,518)	(\$92,460)	(\$15,000)	(\$91,499)	(\$97,439)	(\$137,439)

AIRPORT – FAA CAPITAL ACCOUNT #502

PURPOSE OF THIS DEPARTMENT: Why does this department exist?

This airport fund is established to implement Airport Improvement Projects (AIP) approved by the FAA. AIP are funded on a 95 percent FAA, 3 percent City and 2 percent State basis.

GOALS OF THIS DEPARTMENT: What will this department attempt to accomplish this year?

Seek allocations from the FAA for the timely updating of the municipal airport. Fund the City's portion of these projects. Previous major initiatives have included updating the Airport Master Plan and construction of taxiway and drainage awaiting confirmation of AIP funding for runway construction.

OBJECTIVES FOR REACHING OUR GOALS:

- Attend annual airport conferences.
 - Make monthly contacts with the FAA.
-

CAPITAL IMPROVEMENTS PLAN: What capital improvements are planned by this department in the next five years?

2010	Wildlife fencing, apron repair
2011	Apron repair
2012	Apron repair
2013	Reconstruct taxiway hanger tie in, apron terminal building
2014	Pavement maintenance runway overlay

City of Yankton
Adopted 2011 Budget

Fund: Airport Capital-FAA Funded Projects

Activity: Capital Projects

ACCOUNT NO.	DESCRIPTION	2007 ACTUAL	2008 ACTUAL	2009 ACTUAL	2010 ADOPTED	2010 Y.T.D.	2010 ESTIMATED	2011 ADOPTED
502 511 387	Airport Layout Plan Update	\$0	\$1,701	\$0	\$0	\$0	\$0	\$0
502 511 388	Pavement Maintenance	\$0	\$0	\$0	\$120,000	\$0	\$0	\$0
502 511 389	Wildlife Fencing	\$0	\$0	\$6,638	\$50,000	\$24,373	\$570,000	\$0
502 511 390	Construct 6 Unit T-Hanger	\$0	\$1,943	\$0	\$0	\$0	\$0	\$0
502 511 391	Runway Construction	\$0	\$0	(\$588)	\$0	\$0	\$0	\$0
502 511 392	Reconstruct Taxiway Hanger Tie In	\$0	\$0	\$0	\$10,000	\$0	\$120,000	\$80,000
502 511 393	Corp Hanger/Maint Facility	\$265	\$1,031	\$0	\$0	\$0	\$0	\$0
502 511 397	Apron Work	\$347,965	\$294,671	\$1,369,135	\$570,000	\$18,380	\$140,000	\$0
	Total Expenditures	\$348,230	\$299,346	\$1,375,185	\$750,000	\$42,753	\$830,000	\$80,000

Fund: Airport Capital

Activity: Capital Projects

ACCOUNT NO.	DESCRIPTION	2007 ACTUAL	2008 ACTUAL	2009 ACTUAL	2010 ADOPTED	2010 Y.T.D.	2010 ESTIMATED	2011 ADOPTED
	Prior Year Balance	\$40,147	\$45,124	\$42,367	\$0	\$15,359	\$15,359	\$0
502 3342	Pavement Maintenance	\$0	\$0	\$0	\$116,400	\$0	\$0	\$0
502 3343	Wildlife Fencing	\$0	\$0	\$0	\$48,500	\$0	\$541,500	\$0
502 3344	Reconstruct Apron	\$337,526	\$285,832	\$1,328,077	\$552,900	(\$26,523)	\$133,000	\$77,600
502 3346	Apron Work	\$0	\$0	\$0	\$0	\$0	\$114,000	\$0
502 3347	T-Hanger	\$0	\$4,314	\$0	\$0	\$0	\$0	\$0
502 3359	Runway Clear Zone	(\$173)	\$0	\$0	\$0	\$0	\$0	\$0
502 3360	Airport Layout Plan	(\$646)	\$0	\$0	\$0	\$0	\$0	\$0
502 3910	Transfer from General Fund	\$16,500	\$6,443	\$20,100	\$22,500	\$0	\$26,141	\$2,400
	Total Funds Available	\$393,354	\$341,713	\$1,390,544	\$740,300	(\$11,164)	\$830,000	\$80,000
	Total Expenditures	\$348,230	\$299,346	\$1,375,185	\$750,000	\$42,753	\$830,000	\$80,000
	Ending Balance	\$45,124	\$42,367	\$15,359	(\$9,700)	(\$53,917)	\$0	\$0

PARK CAPITAL ACCOUNT #503

PURPOSE OF THIS DEPARTMENT: Why does this department exist?

A function of the Department of Parks and Recreation, this division supports the plans for improvements to and expansion of the City's park system.

GOALS OF THIS DEPARTMENT: What will this department attempt to accomplish this year?

Be aware of changing community needs for renovating existing park areas and / or new park developments and providing fun and safe environments.

OBJECTIVES FOR REACHING OUR GOALS:

- Receive public input through use of the media, public meetings, Park Advisory Board (PAB), staff, etc.
 - Renovate and improve existing park areas.
 - Develop new park areas.
-

CAPITAL IMPROVEMENTS PLAN: What equipment and other items in your department will have to be replaced or purchased in the next five years?

- 2010 Upgrade Memorial Park disc golf, upgrade skate park, park shop, sidewalks in parks, park signs, Memorial Park volleyball courts
- 2011 Memorial Park basketball & horseshoe poles and lights, shingle territorial capitol building, sidewalks in parks, park signs
- 2012 Sidewalks in parks, park signs
- 2013 Tennis court resurfacing, Riverside Park electrical upgrade, Riverside Park wedding gazebo, Sertoma Park basketball court, Crocket Park basketball court, open air shelter, and landscaping
- 2014 Riverside Park comfort station, Memorial Park comfort station, Sertoma Park concession renovation

City of Yankton
Adopted 2011 Budget

Fund: Parks & Recreation

Activity: Capital Projects

ACCOUNT NO.	DESCRIPTION	2007 ACTUAL	2008 ACTUAL	2009 ACTUAL	2010 ADOPTED	2010 Y.T.D.	2010 ESTIMATED	2011 ADOPTED
503 541 320	Memorial Park Pool	\$134,461	\$98,083	\$11,762	\$0	\$0	\$0	\$0
503 541 321	Memorial Park Improvements	\$0	\$6,200	\$14,435	\$13,000	\$1,333	\$10,000	\$10,000
503 541 325	Skate Park	\$0	\$20,113	\$10,000	\$5,000	\$0	\$5,000	\$0
503 542 320	Sertoma Park Improvements	\$21,810	\$7,074	\$0	\$0	\$0	\$0	\$0
503 544 320	Riverside Park Development	\$114,473	\$27,832	\$0	\$0	\$0	\$0	\$10,000
503 544 390	Riverside Park Ballfields	\$0	\$3,152	\$0	\$0	\$0	\$0	\$0
503 548 320	Fox Run Park	\$0	\$3,023	\$869	\$0	\$0	\$0	\$0
503 548 321	New Park Shop	\$0	\$0	\$0	\$28,000	\$1,200	\$29,088	\$29,088
503 546 320	Dog Park	\$0	\$0	\$39,251	\$10,000	\$3,008	\$10,000	\$0
503 548 322	Augusta Park - NE Fox Run	\$8,500	\$0	\$0	\$8,500	\$0	\$8,500	\$8,500
503 548 323	Ridgeway Park - New Park at Fox Run	\$37,854	\$12,033	\$0	\$5,000	\$0	\$5,000	\$0
503 549 321	Park Signs	\$0	\$1,317	\$57	\$4,700	\$0	\$4,700	\$3,000
	Total Expenditures	\$317,098	\$178,827	\$76,374	\$74,200	\$5,549	\$72,288	\$60,588

Fund: Parks & Recreation

Activity: Capital Projects

ACCOUNT NO.	DESCRIPTION	2007 ACTUAL	2008 ACTUAL	2009 ACTUAL	2010 ADOPTED	2010 Y.T.D.	2010 ESTIMATED	2011 ADOPTED
	Prior Year Balance	(\$1,597)	(\$7,842)	\$0	\$0	\$10,000	\$10,000	\$11,912
503 3660	Private Donations	\$4,246	\$2,250	\$11,462	\$0	\$0	\$0	\$0
503 3661	Private Donations - Alcoa	\$75,000	\$0	\$0	\$0	\$0	\$0	\$0
503 3910	Transfer from General Fund	\$95,856	\$184,419	\$74,912	\$74,200	\$0	\$74,200	\$48,676
503 3923	Transfer from BBB	\$75,185	\$0	\$0	\$0	\$0	\$0	\$0
503 3966	Transfer from TID#1	\$60,565	\$0	\$0	\$0	\$0	\$0	\$0
	Total Funds Available	\$309,255	\$178,827	\$86,374	\$74,200	\$10,000	\$84,200	\$60,588
	Total Expenditures	\$317,098	\$178,827	\$76,374	\$74,200	\$5,549	\$72,288	\$60,588
	Ending Balance	(\$7,842)	\$0	\$10,000	\$0	\$4,451	\$11,912	\$0

<p style="text-align: center;">INFRASTRUCTURE IMPROVEMENT CONSTRUCTION ACCOUNT #504</p>

PURPOSE OF THIS DEPARTMENT: Why does this department exist?

The purpose of the Infrastructure Improvement – Construction Fund is to help fund special assessment construction projects in the City of Yankton that improve the city’s infrastructure.

OBJECTIVES FOR REACHING OUR GOALS:

- Establish public hearings as per SDCL to begin the process of the special assessment projects on any citizen initiated petition projects.
-

CAPITAL IMPROVEMENTS PLAN: What items in your department will have to be replaced or purchased in the next five years?

City of Yankton
Adopted 2011 Budget

Fund: Infrastructure Imp.-Construction

Activity: Capital Projects

ACCOUNT NO.	DESCRIPTION	2007 ACTUAL	2008 ACTUAL	2009 ACTUAL	2010 ADOPTED	2010 Y.T.D.	2010 ESTIMATED	2011 ADOPTED
504 581 380	12th Street - Redmond to Jackson	\$0	\$0	\$0	\$0	\$0	\$0	\$0
504 581 387	Alley 5th-6th, Walnut-Douglas	\$13,137	\$0	\$0	\$0	\$0	\$0	\$0
504 581 388	Green St, 23rd to 25th	\$216,598	\$274,449	\$0	\$0	\$0	\$0	\$0
504 581 390	Alley 7th-8th, Broadway & Linn	\$0	\$0	\$6,203	\$0	\$0	\$0	\$0
504 581 391	Douglas (Anna to 31st)	\$0	\$0	\$0	\$880,000	\$252	\$0	\$0
504 581 392	Alley 13th to 14th, Pearl & Mulberry	\$0	\$0	\$0	\$35,000	\$0	\$0	\$35,000
504 581 395	15th St.-Summit to WCLR	\$0	\$0	\$11,450	\$180,000	\$27,050	\$54,000	\$326,000
504 581 399	Alley 7th to 8th, Linn & Locust	\$0	\$0	\$0	\$0	\$239	\$28,000	\$0
	Total Expenditures	\$229,735	\$274,449	\$17,653	\$1,095,000	\$27,541	\$82,000	\$361,000

Fund: Infrastructure Imp.-Construction

Activity: Capital Projects

ACCOUNT NO.	DESCRIPTION	2007 ACTUAL	2008 ACTUAL	2009 ACTUAL	2010 ADOPTED	2010 Y.T.D.	2010 ESTIMATED	2011 ADOPTED
	Prior Year Balance	(\$216,843)	(\$269,115)	(\$129,486)	\$0	\$8,099	\$8,099	\$2,896
504 3340	Green Street Culvert Grant	\$102,262	\$55,021	\$0	\$0	\$0	\$0	\$0
504 3614	Amount To Be Provided	\$0	\$0	\$0	\$257,143	\$0	\$0	\$98,575
504 3924	Transfer-Infra. Imp. Revolving	\$75,200	\$71,800	\$155,238	\$51,200	\$0	\$51,200	\$70,000
504 3950	Transfer from Second Penny	\$0	\$287,257	\$0	\$676,112	\$0	\$25,597	\$189,529
	Total Funds Available	(\$39,381)	\$144,963	\$25,752	\$984,455	\$8,099	\$84,896	\$361,000
	Total Expenditures	\$229,735	\$274,449	\$17,653	\$1,095,000	\$27,541	\$82,000	\$361,000
	Ending Balance	(\$269,115)	(\$129,486)	\$8,099	(\$110,545)	(\$19,442)	\$2,896	\$0

<p style="text-align: center;">COMMON BUILDING REBATE FUND ACCOUNT #053</p>

PURPOSE OF THIS DEPARTMENT: Why does this department exist?

The purpose of the Common Building Rebate Fund is to set aside funds to pay for: 1. Professional Services related to computation of arbitrage on the \$9,180,000 sales tax revenue bonds, series 1994, and 2. The actual rebate owed.

The first five-year period required for computing ended on February 28, 1999 and it was determined no rebate was owed to the Internal Revenue Service (IRS). The next five-year reporting period ended on February 28, 2004, and it was determined that a rebate of \$17,503 was due and was paid to the IRS. These bonds were refunded in April, 2004, and a final arbitrage calculation will be determined in February of 2005.

GOALS OF THIS DEPARTMENT: What will this department attempt to accomplish this year?

Compute the arbitrage on the sales tax revenue bonds, series 1994 to determine whether a rebate is owed.

City of Yankton
Adopted 2011 Budget

Fund: Common Building Rebate Fund

Activity: Capital Projects

ACCOUNT NO.	DESCRIPTION	2007 ACTUAL	2008 ACTUAL	2009 ACTUAL	2010 ADOPTED	2010 Y.T.D.	2010 ESTIMATED	2011 ADOPTED
053 053 202	Professional Services	\$0	\$0	\$0	\$0	\$0	\$0	\$0
053 053 415	Arbitrage Rebate Expense	\$0	\$0	\$0	\$0	\$0	\$0	\$0
053 053 655	Transfer to Capital Projects	\$0	\$0	\$0	\$0	\$0	\$0	\$0
	Total Expenditures	\$0	\$0	\$0	\$0	\$0	\$0	\$0

Fund: Common Building Construction Fund

Activity: Capital Projects

ACCOUNT NO.	DESCRIPTION	2007 ACTUAL	2008 ACTUAL	2009 ACTUAL	2010 ADOPTED	2010 Y.T.D.	2010 ESTIMATED	2011 ADOPTED
	Prior Year Balance	\$0	\$0	\$0	\$0	\$0	\$0	\$0
053 3610	Interest	\$0	\$0	\$0	\$0	\$0	\$0	\$0
	Total Funds Available	\$0	\$0	\$0	\$0	\$0	\$0	\$0
	Total Expenditures	\$0	\$0	\$0	\$0	\$0	\$0	\$0
	Ending Balance	\$0	\$0	\$0	\$0	\$0	\$0	\$0

<p style="text-align: center;">GENERAL SALES AND USE TAX ACCOUNT #506</p>
--

PURPOSE OF THIS DEPARTMENT: Why does this department exist?

The purpose of the sales and use tax capital improvements fund is to provide an appropriation for the additional 1 percent sales tax, which was originally enacted on July 1, 1993, subsequently amended to 0.86 percent on January 1, 2004, and as provided for in Section 22.5 of the Code of Ordinances. The usage of the revenue from the additional 0.86 percent sales tax is restricted for capital improvements. These revenues may be used for capital improvements, land acquisitions, and debt retirement for a joint building project with the Yankton School District (Summit Activity Center) including parking, street and utility improvements. These revenues can also be used for street reconstruction and storm sewer improvements throughout our City.

Department Personnel: None

GOALS OF THIS DEPARTMENT: What will this department attempt to accomplish this year?

- To maintain a comprehensive long-term capital improvement program that addresses the Summit Activity Center, City's street and storm sewer capital improvements.

CAPITAL IMPROVEMENT PLAN: What major pieces of equipment and other items in your department will have to be replaced or purchased in the next five years?

City of Yankton
Adopted 2011 Budget

Fund: Special Capital Improvement Fund

Activity: Capital Projects

ACCOUNT NO.	DESCRIPTION	2007 ACTUAL	2008 ACTUAL	2009 ACTUAL	2010 ADOPTED	2010 Y.T.D.	2010 ESTIMATED	2011 ADOPTED
506 571 202	Professional Services	\$0	\$0	\$5,050	\$0	\$0	\$0	\$0
506 571 350	Summit Activities Center	\$66,160	\$568,409	\$203,472	\$76,940	(\$4,262)	\$121,263	\$101,600
506 572 202	Professional Services	\$820	\$820	\$835	\$820	\$289	\$835	\$835
506 572 374	Provision for Keystone	\$0	\$0	\$0	\$0	\$0	\$0	\$0
506 572 375	Cedar RR Crossing Improvements	\$0	\$0	\$0	\$50,000	\$0	\$50,000	\$0
506 572 376	Open asphalt	\$361,436	\$616,160	\$587,065	\$500,000	\$7,632	\$500,000	\$500,000
506 572 377	Asphalt Grinding	\$28,756	\$0	\$0	\$0	\$0	\$0	\$0
506 572 383	Maple Street-8th to 10th & 9th Street-Maple E	\$0	\$0	\$132,402	\$0	\$0	\$0	\$0
506 572 384	Pearl Street - 3rd to 4th	\$0	\$273,836	\$0	\$0	\$0	\$0	\$0
506 572 388	Park Street, 8th to 10th	\$0	\$0	\$0	\$0	\$0	\$0	\$80,000
506 572 389	Downtown Improvements	\$393,644	\$434,252	\$0	\$1,150,000	\$0	\$0	\$838,000
506 572 390	Street Reconstruction	\$0	\$31,124	\$74,414	\$70,000	\$8,578	\$70,000	\$75,000
506 572 391	Alley - behind City Hall/Safety Center	\$0	\$0	\$128	\$0	\$0	\$0	\$0
506 572 392	Picotte, 4th to 6th	\$0	\$0	\$0	\$0	\$0	\$0	\$295,000
506 572 393	8th & Summit Intersection	\$0	\$0	\$0	\$0	\$0	\$0	\$148,000
506 572 394	Riverside Drive - Broadway to Green	\$0	\$0	\$0	\$0	\$0	\$0	\$410,000
506 572 395	4th Street Reconstruction - City's Share	\$0	\$0	\$0	\$0	\$0	\$0	\$662,000
506 572 397	Locust, 4th to 8th	\$0	\$0	\$0	\$0	\$0	\$0	\$670,000
506 572 588	Transfer to Pub Imp (Alcoa/Gehl/Brwnflds)	\$0	\$0	\$0	\$0	\$0	\$0	\$0
506 572 626	Transfer to Bridge & Street Fund	\$0	\$0	\$0	\$161,603	\$0	\$0	\$135,115
506 572 656	Transfer to Infrastructure Improvement	\$0	\$287,258	\$0	\$676,112	\$0	\$25,597	\$189,529
506 573 390	Storm Sewer Construction	\$0	\$9,589	\$0	\$10,000	\$0	\$10,000	\$12,000
506 573 623	Transfer to Marne Creek Fund	\$60,465	\$12,926	\$4,625	\$52,500	\$0	\$52,500	\$133,019
506 574 371	Cedar Street, 10th to 17th	\$0	\$0	\$0	\$372,000	\$19,706	\$372,000	\$0
506 574 372	Peninah, Whiting to Karen	\$0	\$0	\$733,683	\$0	\$0	\$0	\$0
506 574 373	Permanent Pavement Markings	\$54,981	\$61,984	\$61,037	\$60,000	\$164	\$60,000	\$60,000
506 574 378	Bill Baggs Road Extension	\$0	\$0	\$0	\$0	\$0	\$0	\$0
506 574 381	Downtown Alleys	\$59,872	\$0	\$52,475	\$85,000	\$0	\$85,000	\$85,000
506 574 382	Walnut - 15th to 19th (Asphalt)	\$0	\$253,913	\$0	\$0	\$0	\$0	\$0
506 574 385	Mulberry Street - 8th to 15th	\$0	\$0	\$428,072	\$0	\$0	\$0	\$0
506 574 390	Crushed Salvaged Concrete	\$127,575	\$0	\$0	\$130,000	\$182,250	\$185,000	\$0
506 574 391	Broadway - Hwy 81 Reconstruction	\$31,830	\$19,383	\$1,510	\$0	\$0	\$0	\$0
506 574 392	21st Street, Peninah to Valley Road	\$0	\$0	\$0	\$0	\$0	\$0	\$264,000
506 574 393	HWY 50 Corridor Project	\$2,364	\$0	\$0	\$0	\$0	\$0	\$0
506 574 394	Peninah Street, Karen to 21st	\$0	\$0	\$0	\$233,000	\$157,098	\$233,000	\$0
506 574 395	Pine Street, 8th to 10th	\$0	\$0	\$0	\$257,339	\$73,151	\$257,339	\$0
506 574 396	8th Street, 1 1/2 BLK West 81	\$0	\$0	\$0	\$358,000	\$89,239	\$358,000	\$0
506 574 397	6th Street, Linn to Maple	\$0	\$0	\$0	\$438,000	\$0	\$438,000	\$0
506 574 398	Peninah, North of 31st	\$0	\$0	\$0	\$531,000	\$12	\$180,000	\$351,000
506 572 375	15th Street, Whiting to Burleigh	\$0	\$0	\$0	\$932,000	\$0	\$0	\$932,000
506 572 374	Summit Street, 9th to 15th	\$0	\$0	\$0	\$818,000	\$0	\$0	\$818,000
506 574 399	Douglas 23rd to 25th	\$280,580	\$0	\$0	\$350,000	\$0	\$0	\$350,000
	Total Expenditures	\$1,468,483	\$2,569,654	\$2,284,768	\$7,312,314	\$533,857	\$2,998,534	\$7,110,098

City of Yankton
Adopted 2011 Budget

Fund: Special Capital Improvement Fund

Activity: Capital Projects

ACCOUNT NO.	DESCRIPTION	2007 ACTUAL	2008 ACTUAL	2009 ACTUAL	2010 ADOPTED	2010 Y.T.D.	2010 ESTIMATED	2011 ADOPTED
	Prior Year Balance	\$2,596,726	\$3,434,000	\$3,334,353	\$1,511,730	\$3,490,373	\$3,490,373	\$2,818,690
506 3140	General Sales and Use Tax	\$2,189,689	\$2,282,817	\$2,290,851	\$2,281,904	\$587,336	\$2,290,851	\$2,336,668
506 3310	Bus Barn Parking Grant	\$0	\$0	\$32,270	\$0	\$0	\$0	\$0
506 3342	State Grant	(\$27,948)	\$0	\$0	\$0	\$0	\$0	\$0
506 3343	Federal Aid Urban	\$0	\$0	\$0	\$1,901,000	\$0	\$0	\$2,100,000
506 3390	Yankton School District	\$0	\$75,233	\$80,699	\$0	(\$50,000)	\$0	\$0
506 3610	Interest	\$144,016	\$111,957	\$35,796	\$40,000	\$15,394	\$36,000	\$30,000
506 3660	Donation from private	\$0	\$0	\$1,172	\$0	\$0	\$0	\$0
	Revenues Subtotal	\$2,305,757	\$2,470,007	\$2,440,788	\$4,222,904	\$552,730	\$2,326,851	\$4,466,668
	Total Funds Available	\$4,902,483	\$5,904,007	\$5,775,141	\$5,734,634	\$4,043,103	\$5,817,224	\$7,285,358
506 574 390	Debt Service Reserve - Current	\$0	\$0	\$0	\$0	\$0	\$0	\$0
	Subtotal	\$4,902,483	\$5,904,007	\$5,775,141	\$5,734,634	\$552,730	\$5,817,224	\$7,285,358
	Total Expenditures	\$1,468,483	\$2,569,654	\$2,284,768	\$7,312,314	\$533,857	\$2,998,534	\$7,110,098
	Ending Balance	\$3,434,000	\$3,334,353	\$3,490,373	(\$1,577,680)	\$18,873	\$2,818,690	\$175,260

TAX INCREMENT DISTRICT #1

ACCOUNT #508

PURPOSE OF THIS DEPARTMENT: Why does this department exist?

The purpose of the Tax Increment District – Road and Land Fund included the cost of improvements in tax increment financing District No. 1, and the Bond Issuance and debt service costs. State Law limits the time period for the installation of improvements with TID Funds to five years from the creation of the TID. This time has passed so the sole purpose of the fund is now for debt retirement of the bonds that were issued to improve the TID, and the sale of land in the TID. The bonds were due to retire in 2009, however, the City initiated an early retirement of these bonds in December, 2007.

The only remaining purpose of this department will be for the collection of delinquent property taxes that were still outstanding on December 31, 2007. These funds will be redistributed between the City of Yankton, Yankton County, and the Yankton School District as prescribed by South Dakota Codified Law.

City of Yankton
Adopted 2011 Budget

Fund: TID #1 Roads & Land

Activity: Capital Projects

ACCOUNT NO.	DESCRIPTION	2007 ACTUAL	2008 ACTUAL	2009 ACTUAL	2010 ADOPTED	2010 Y.T.D.	2010 ESTIMATED	2011 ADOPTED
508 588 202	Closing Costs	\$0	\$172,154	\$0	\$0	\$0	\$0	\$0
508 588 586	Equity Transfer From TID#1to golf	\$518,050	\$0	\$0	\$0	\$0	\$0	\$0
508 588 610	Transfer to General	\$0	\$60,565	\$0	\$0	\$0	\$0	\$0
508 588 653	Transfer to Parks	\$121,130	\$0	\$0	\$0	\$0	\$0	\$0
508 588 662	Transfer to Solid Waste Collection	\$0	\$0	\$0	\$0	\$0	\$0	\$0
	Total Expenditures	\$639,180	\$232,719	\$0	\$0	\$0	\$0	\$0

Fund: TID #1 Roads & Land

Activity: Capital Projects

ACCOUNT NO.	DESCRIPTION	2007 ACTUAL	2008 ACTUAL	2009 ACTUAL	2010 ADOPTED	2010 Y.T.D.	2010 ESTIMATED	2011 ADOPTED
	Prior Year Balance	\$36,659	\$231,117	\$0	\$0	\$0	\$0	\$0
508 31xx	TID #1 Taxes - current	\$811,923	\$0	\$0	\$0	\$0	\$0	\$0
508 31xx	TID #1 Taxes - delinquent	\$1,379	\$0	\$0	\$0	\$0	\$0	\$0
508 3190	Penalty & Interest on Del Taxes	\$481	\$0	\$0	\$0	\$0	\$0	\$0
508 3610	Interest	\$18,301	\$0	\$0	\$0	\$0	\$0	\$0
508 3620	Land Rent	\$1,554	\$1,602	\$0	\$0	\$0	\$0	\$0
	Subtotal Revenues	\$833,638	\$1,602	\$0	\$0	\$0	\$0	\$0
	Total Funds Available	\$870,297	\$232,719	\$0	\$0	\$0	\$0	\$0
	Less Expenditures	\$639,180	\$232,719	\$0	\$0	\$0	\$0	\$0
	Ending Balance (excl land inventory)	\$231,117	\$0	\$0	\$0	\$0	\$0	\$0

<p style="text-align: center;">TAX INCREMENT DISTRICT #2 – Morgan Square ACCOUNT #509</p>
--

PURPOSE OF THIS DEPARTMENT: Why does this department exist?

The purpose of the Tax Increment District #2 – Morgan Square included the cost of improvements in tax increment financing District No. 2. State Law limits the time period for the installation of improvements with TID Funds to five years from the creation of the TID. The purpose of the fund is to collect TID #2 taxes, pay for current authorized expenditures, and to refund annual balances to the developer until public infrastructure expenses previously paid by the developer are retired.

City of Yankton
Adopted 2011 Budget

Fund: TID #2 Morgan Square

Activity: Capital Projects

ACCOUNT NO.	DESCRIPTION	2007 ACTUAL	2008 ACTUAL	2009 ACTUAL	2010 ADOPTED	2010 Y.T.D.	2010 ESTIMATED	2011 ADOPTED
509 509 204	Southeast Properties, LLC	\$0	\$16,322	\$23,597	\$12,375	\$12,779	\$25,558	\$25,558
	Total Expenditures	\$0	\$16,322	\$23,597	\$12,375	\$12,779	\$25,558	\$25,558

Fund: TID #2 Morgan Square

Activity: Capital Projects

ACCOUNT NO.	DESCRIPTION	2007 ACTUAL	2008 ACTUAL	2009 ACTUAL	2010 ADOPTED	2010 Y.T.D.	2010 ESTIMATED	2011 ADOPTED
	Prior Year Balance	(\$5,569)	\$3,445	\$0	\$0	\$0	\$0	\$0
509 31xx	TID #2 Taxes - current	\$9,003	\$12,877	\$23,597	\$12,878	\$12,779	\$25,558	\$25,558
509 3190	Penalty & Interest on Del Taxes	\$11	\$0	\$0	\$0	\$0	\$0	\$0
	Subtotal Revenues	\$9,014	\$12,877	\$23,597	\$12,878	\$12,779	\$25,558	\$25,558
	Total Funds Available	\$3,445	\$16,322	\$23,597	\$12,878	\$12,779	\$25,558	\$25,558
	Less Expenditures	\$0	\$16,322	\$23,597	\$12,375	\$12,779	\$25,558	\$25,558
	Ending Balance (excl land inventory)	\$3,445	\$0	\$0	\$503	\$0	\$0	\$0

WATER ACCOUNT #601

PURPOSE OF THIS DEPARTMENT: Why does this department exist?

To maintain and operate the collection and treatment facility to meet federal and state regulations, have a minimum impact on the environment, and enhancing the quality of life for the community.

Department Personnel: .5 Utility Director, .5 Distribution Superintendent, one Plant Superintendent, one Plant Maintenance Superintendent, four Plant Operators and two Maintenance Personnel.

GOALS OF THIS DEPARTMENT: What will this department attempt to accomplish this year?

- 1 Provide safe, pleasing drinking water
-

OBJECTIVES FOR REACHING OUR GOALS:

- 1a Meet 100% of reportable standards
 - 1b Establish baseline ratings for citizen satisfaction components
-

City of Yankton
Adopted 2011 Budget

Fund: Water		Function: Operations				Activity: Utilities Department		
ACCOUNT NO.	DESCRIPTION	2007 ESTIMATED	2008 ACTUAL	2009 ACTUAL	2010 ADOPTED	2010 Y.T.D.	2010 ESTIMATED	2011 ADOPTED
	Operating Revenues	\$2,917,656	\$2,930,291	\$2,844,185	\$3,384,304	\$1,345,486	\$3,030,029	\$3,088,390
	Operating Expenses:							
	Personnel Services	\$535,581	\$562,775	\$562,303	\$623,034	\$324,704	\$624,924	\$655,478
	Insurance	\$46,854	\$45,513	\$44,668	\$49,712	\$54,962	\$54,962	\$57,710
	Professional Services	\$165,205	\$49,545	\$91,669	\$64,100	\$26,397	\$64,100	\$64,100
	State Fees	\$5,000	\$5,000	\$5,000	\$6,000	\$5,000	\$6,000	\$6,000
	Repairs & Maintenance	\$210,453	\$190,180	\$158,803	\$195,000	\$47,063	\$195,000	\$195,000
	Supplies & Materials	\$169,800	\$174,878	\$192,440	\$208,900	\$72,987	\$208,900	\$208,900
	Travel & Conference	\$1,277	\$1,412	\$2,772	\$3,125	\$1,235	\$3,477	\$3,125
	Utilities	\$192,594	\$194,002	\$160,708	\$211,000	\$87,957	\$211,000	\$211,000
	Billing & Administration	\$516,799	\$543,696	\$571,968	\$589,127	\$294,564	\$589,127	\$606,800
	Depreciation	\$442,037	\$446,754	\$476,823	\$446,754	\$230,894	\$476,823	\$476,823
	Total Operating Expenses	\$2,285,600	\$2,213,755	\$2,267,154	\$2,396,752	\$1,145,763	\$2,434,313	\$2,484,936
	Total Operating Income(Loss)	\$632,056	\$716,536	\$577,031	\$987,552	\$199,723	\$595,716	\$603,453
	Non-Operating Revenue(Expense)							
	Interest	\$38,677	\$43,392	\$21,710	\$20,000	\$9,185	\$22,000	\$23,000
	Reimbursements	\$2,732	\$0	\$1,251	\$0	\$0	\$0	\$0
	Miscellaneous	\$6,411	\$23,474	\$2,906	\$0	\$2,458	\$2,493	\$5,000
	Interest/Capital Lease	(\$600)	(\$450)	\$0	(\$450)	\$0	\$0	\$0
	Interest/SRF Loan	(\$106,701)	(\$106,098)	(\$123,829)	(\$192,508)	(\$91,514)	(\$158,072)	(\$273,998)
	Contributed Capital	\$157,036	\$6,014	\$0	\$0	\$0	\$0	\$0
	Net Income Before Transfers	\$729,611	\$682,868	\$479,069	\$814,594	\$119,852	\$462,137	\$357,455
	Operating Transfer Out	\$52,000	\$52,000	\$52,000	\$52,000	\$26,000	\$52,000	\$52,000
	Net Income	\$677,611	\$630,868	\$427,069	\$762,594	\$93,852	\$410,137	\$305,455

City of Yankton
Adopted 2011 Budget

Fund: Water		Function: Water Revenue				Activity: Utilities Department		
ACCOUNT NO.	DESCRIPTION	2007 ACTUAL	2008 ACTUAL	2009 ACTUAL	2010 ADOPTED	2010 Y.T.D.	2010 ESTIMATED	2011 ADOPTED
601 3612	Sale of Fixed Assets	\$10,037	\$1,200	\$0	\$0	\$0	\$0	\$0
601 3810	Metered Sales	\$2,777,808	\$2,804,236	\$2,727,130	\$3,272,304	\$1,288,778	\$2,918,029	\$2,976,390
601 3811	Bulk Sales	\$5,337	\$5,535	\$5,274	\$7,000	\$1,682	\$7,000	\$7,000
601 3812	Sale Service & Material	\$51,754	\$51,040	\$48,141	\$40,000	\$23,462	\$40,000	\$40,000
601 3814	Late Charge	\$72,720	\$68,280	\$63,640	\$65,000	\$31,564	\$65,000	\$65,000
	Total Operating Revenues	\$2,917,656	\$2,930,291	\$2,844,185	\$3,384,304	\$1,345,486	\$3,030,029	\$3,088,390
601 3342	CDBG Booster Station	\$0	\$367,500	\$0	\$0	\$0	\$0	\$0
602 3350	Feasibility Study Grant	\$0	\$0	\$0	\$0	\$0	\$0	\$0
602 3962	State Revolving Fund Loan	\$0	\$0	\$0	\$0	\$0	\$0	\$0
604 3310	10% ARRA Grant	\$0	\$0	\$39,831	\$0	\$13,513	\$0	\$0
604 3614	State Revolving Fund Loan	\$0	\$797,287	\$99,688	\$6,100,000	\$912,664	\$4,000,000	\$1,000,000
	Total Operating & Other Revenues	\$2,917,656	\$4,095,078	\$2,983,704	\$9,484,304	\$2,258,150	\$7,030,029	\$4,088,390
601 3640	Compensation Loss & Damage	\$2,732	\$0	\$1,251	\$0	\$0	\$0	\$0
601 3665	Contri Capital Rev - Customer	\$110,925	\$6,014	\$0	\$0	\$0	\$0	\$0
601 3666	Contri Capital Rev - Other	\$46,111	\$0	\$0	\$0	\$0	\$0	\$0
601 3821	Other Non Operational - Water	\$6,440	\$20,375	\$0	\$0	\$0	\$0	\$0
602 3610	Interest	\$38,677	\$43,392	\$21,710	\$20,000	\$9,185	\$22,000	\$23,000
602 3820	Special Hook-Up Fees	\$0	\$0	\$0	\$5,000	\$0	\$5,000	\$5,000
602 3821	Other Non-operational	\$0	\$3,117	\$2,882	\$0	\$2,467	\$2,500	\$0
602 3822	Cash(Long)	\$2	\$10	\$26	\$0	\$3	\$5	\$0
	Total Nonoperating Revenues	\$204,887	\$72,908	\$25,869	\$25,000	\$11,655	\$29,505	\$28,000

City of Yankton
Adopted 2011 Budget

Fund: **Water**

Function: **Operation Expenses**

Activity: **Utilities Department**

ACCOUNT NO.	DESCRIPTION	2007 ACTUAL	2008 ACTUAL	2009 ACTUAL	2010 ADOPTED	2010 Y.T.D.	2010 ESTIMATED	2011 ADOPTED
601 601 101	Regular Salaries & Wages	\$398,171	\$420,053	\$416,923	\$442,452	\$232,394	\$442,452	\$458,955
601 601 102	Temp. Salaries & Wages	\$3,080	\$2,636	\$1,972	\$6,000	\$0	\$6,000	\$6,000
601 601 103	Overtime Wages	\$16,133	\$18,093	\$15,624	\$11,000	\$11,494	\$12,000	\$11,000
601 601 111	OASI	\$30,852	\$32,309	\$32,443	\$35,148	\$18,425	\$35,225	\$36,411
601 601 121	Retirement	\$24,841	\$26,002	\$25,951	\$27,207	\$14,633	\$27,267	\$28,197
601 601 131	Worker's Compensation	\$10,109	\$8,154	\$8,321	\$22,183	\$8,516	\$22,183	\$23,292
601 601 132	Group Insurance	\$52,223	\$55,172	\$60,627	\$78,357	\$37,909	\$78,357	\$90,111
601 601 133	Unemployment Insurance	\$172	\$356	\$442	\$687	\$1,333	\$1,440	\$1,512
	Subtotal Personnel Services	\$535,581	\$562,775	\$562,303	\$623,034	\$324,704	\$624,924	\$655,478
601 601 201	Insurance	\$46,854	\$45,513	\$44,668	\$49,712	\$54,962	\$54,962	\$57,710
601 601 202	Professional Services	\$154,592	\$41,430	\$73,852	\$50,000	\$19,182	\$50,000	\$50,000
601 601 203	Audit	\$8,891	\$5,436	\$15,713	\$12,000	\$6,540	\$12,000	\$12,000
601 601 205	State Permit Fee	\$5,000	\$5,000	\$5,000	\$6,000	\$5,000	\$6,000	\$6,000
601 601 208	Locates	\$1,101	\$940	\$894	\$1,500	\$355	\$1,500	\$1,500
601 601 211	Publishing	\$621	\$1,739	\$1,210	\$600	\$320	\$600	\$600
601 601 221	Rep. & Maint. - Plant	\$52,620	\$86,297	\$29,831	\$60,000	\$16,575	\$60,000	\$60,000
601 601 222	Rep. & Maint. - Vehicles	\$1,845	\$1,442	\$104	\$2,500	\$36	\$2,500	\$2,500
601 601 223	Rep. & Maint. - Buildings	\$602	\$445	\$8,219	\$4,500	\$3,614	\$4,500	\$4,500
601 601 224	Rep. & Maint. - Central Garage	\$10,709	\$12,578	\$15,046	\$17,000	\$4,824	\$17,000	\$17,000
601 601 226	Rep. & Maint. - Distribution	\$109,608	\$30,971	\$37,891	\$75,000	\$8,905	\$75,000	\$75,000
601 601 227	Rep. & Maint. - Meters	\$35,069	\$46,891	\$47,544	\$16,000	\$13,109	\$16,000	\$16,000
601 601 228	Sludge Removal	\$0	\$11,556	\$20,168	\$20,000	\$0	\$20,000	\$20,000
601 601 231	Postage	\$11,419	\$13,768	\$11,449	\$17,000	\$3,974	\$17,000	\$17,000
601 601 232	Office Supplies	\$3,010	\$972	\$1,690	\$1,200	\$624	\$1,200	\$1,200
601 601 234	Copies	\$200	\$201	\$248	\$350	\$57	\$350	\$350
601 601 235	Subscriptions & Publications	\$0	\$0	\$30	\$250	\$0	\$250	\$250
601 601 236	Janitorial Supplies	\$340	\$338	\$857	\$850	\$306	\$850	\$850
601 601 240	Chemical & Gases	\$149,578	\$156,942	\$174,279	\$185,000	\$66,154	\$185,000	\$185,000
601 601 241	Agricultural Supplies	\$2,138	\$939	\$1,202	\$1,000	\$467	\$1,000	\$1,000
601 601 243	Med., Safety, & Lab. Supplies	\$2,359	\$1,251	\$2,215	\$2,000	\$1,184	\$2,000	\$2,000
601 601 244	Uniforms & Dry Goods	\$7	\$0	\$275	\$600	\$0	\$600	\$600
601 601 247	Small Tools & Hardware	\$749	\$467	\$195	\$650	\$221	\$650	\$650
601 601 261	Membership Dues	\$144	\$75	\$612	\$625	\$977	\$977	\$625
601 601 264	Schools	\$1,133	\$1,337	\$2,160	\$2,500	\$258	\$2,500	\$2,500
601 601 271	Telephone	\$5,200	\$5,325	\$5,969	\$5,500	\$3,055	\$5,500	\$5,500
601 601 272	Electricity	\$145,723	\$149,059	\$127,722	\$160,000	\$62,095	\$160,000	\$160,000
601 601 273	Fuel-Heating	\$41,266	\$39,206	\$26,641	\$45,000	\$22,607	\$45,000	\$45,000
601 601 276	Landfill	\$405	\$412	\$376	\$500	\$200	\$500	\$500
601 601 281	Billing & Administration	\$516,799	\$543,696	\$571,968	\$589,127	\$294,564	\$589,127	\$606,800
601 601 291	Depreciation	\$442,037	\$446,754	\$476,823	\$446,754	\$230,894	\$476,823	\$476,823
	Subtotal Other Current Expenditures	\$1,750,019	\$1,650,980	\$1,704,851	\$1,773,718	\$821,059	\$1,809,389	\$1,829,458
	Total Operating Expenses	\$2,285,600	\$2,213,755	\$2,267,154	\$2,396,752	\$1,145,763	\$2,434,313	\$2,484,936

City of Yankton
Adopted 2011 Budget

Fund: Water		Function: Improvements & Extension				Activity: Utilities Department		
ACCOUNT NO.	DESCRIPTION	2007 ACTUAL	2008 ACTUAL	2009 ACTUAL	2010 ADOPTED	2010 Y.T.D.	2010 ESTIMATED	2011 ADOPTED
Revenues:								
	Net Income	\$677,611	\$630,868	\$427,069	\$762,594	\$93,852	\$410,137	\$305,455
	Depreciation	\$442,037	\$446,754	\$476,823	\$446,754	\$230,894	\$476,823	\$476,823
	Grants & Loans	\$0	\$1,164,787	\$139,519	\$6,100,000	\$926,177	\$4,000,000	\$1,000,000
	Beginning Balance	\$1,054,971	\$1,696,083	\$2,117,264	\$314,619	\$2,324,744	\$2,324,744	\$1,400,356
	Total Funds Available	\$2,174,619	\$3,938,492	\$3,160,675	\$7,623,967	\$3,575,667	\$7,211,704	\$3,182,634
Application of Funds Available:								
	Principal	\$140,800	\$145,371	\$155,161	\$317,050	\$138,135	\$230,478	\$383,869
	Equipment	\$52,633	\$134,233	\$3,090	\$127,500	\$42,195	\$102,500	\$123,800
	Main Replacement / Extension	\$212,353	\$1,506,714	\$647,131	\$1,795,300	\$973,591	\$5,413,370	\$1,768,900
	Capital Repair and Maintenance	\$84,914	\$0	\$0	\$50,000	\$0	\$0	\$80,000
	WTP Repairs	\$0	\$0	\$0	\$0	\$0	\$0	\$0
	Reserve for Future Improvements	\$6,221	\$22,763	\$0	\$65,000	\$17,507	\$65,000	\$75,000
	Total Applied	\$496,921	\$1,809,081	\$805,382	\$2,354,850	\$1,171,428	\$5,811,348	\$2,431,569
	Due To / Due From	(\$18,385)	\$12,147	\$30,549	\$0	\$0	\$0	\$0
	Ending Balance	\$1,696,083	\$2,117,264	\$2,324,744	\$5,269,117	\$2,404,239	\$1,400,356	\$751,065

City of Yankton
Adopted 2011 Budget

Fund: Water		Function: Improvements & Extensions				Activity: Utilities Department		
ACCOUNT NO.	DESCRIPTION	2007 ACTUAL	2008 ACTUAL	2009 ACTUAL	2010 ADOPTED	2010 Y.T.D.	2010 ESTIMATED	2011 ADOPTED
608 608 411	Ind. Park Lease Interest	\$600	\$450	\$0	\$450	\$0	\$0	\$0
604 604 411	State Revolving Fund Interest	\$106,701	\$106,098	\$123,829	\$192,508	\$91,514	\$158,072	\$273,998
	Total Int. & Fiscal Fees	\$107,301	\$106,548	\$123,829	\$192,958	\$91,514	\$158,072	\$273,998
601 601 580	Loss on Assets	\$0	\$0	\$0	\$0	\$0	\$0	\$0
602 602 570	Cash Short	\$31	\$28	\$2	\$0	\$12	\$12	\$0
	Total Nonoperating Expense	\$107,332	\$106,576	\$123,831	\$192,958	\$91,526	\$158,084	\$273,998
601 601 610	Transfer to General	\$52,000	\$52,000	\$52,000	\$52,000	\$26,000	\$52,000	\$52,000
602 602 301	Capital Repairs and Maintenance	\$84,914	\$0	\$0	\$50,000	\$0	\$0	\$80,000
602 602 310	Water Main Around Airport	\$108,798	\$1,067,511	\$29,063	\$0	\$0	\$0	\$0
602 602 318	HDR Well Study	\$49,130	\$0	\$0	\$0	\$0	\$0	\$0
602 602 321	Airport 31st to Terminal	\$87	\$0	\$0	\$52,300	\$328	\$52,300	\$0
602 602 323	Walnut, 15th-19th - Water Main	\$0	\$60,131	\$0	\$0	\$0	\$0	\$0
602 602 324	Peninah, Whiting To Karen Drive	\$0	\$0	\$253,093	\$0	\$0	\$0	\$0
602 602 325	Raw Water Anaylsis/Wells	\$0	\$106,254	\$186,347	\$0	\$566,625	\$2,900,000	\$0
602 602 326	Pretreatment Piping Between Plants	\$0	\$0	\$0	\$0	\$0	\$0	\$0
602 602 327	Maple Street, 8th to 10th	\$0	\$0	\$44,243	\$0	\$0	\$0	\$0
602 602 328	Pearl Street, 3rd to 4th	\$0	\$170,274	\$0	\$0	\$0	\$0	\$0
602 602 329	Booster Station	\$48,117	\$0	\$0	\$0	\$0	\$0	\$0
602 602 330	8th Street, 1 1/2 Block West of 81	\$0	\$0	\$0	\$115,000	\$8,937	\$115,000	\$0
602 602 331	15th Street, Burleigh to Ferdig	\$0	\$0	\$0	\$380,000	\$0	\$380,000	\$0
602 602 332	Mulberry, 8th to 15th - Water Main	\$0	\$0	\$134,385	\$0	\$22,000	\$231,000	\$0
602 602 333	Summit Street, 9th to 15th	\$0	\$0	\$0	\$290,000	\$0	\$290,000	\$0
602 602 334	East Hwy 50 Extension	\$0	\$0	\$0	\$0	\$0	\$0	\$0
602 602 335	9th Street, Picotte to Pearl	\$0	\$0	\$0	\$0	\$0	\$0	\$49,100
602 602 336	Picotte Street, 8th to 15th	\$0	\$0	\$0	\$0	\$0	\$0	\$442,100
602 602 337	8th Street, Burleigh to Pearl	\$0	\$0	\$0	\$0	\$75,654	\$147,900	\$0
602 602 338	Douglas Avenue, 23rd to 25th	\$0	\$0	\$0	\$140,000	\$0	\$140,000	\$0
602 602 339	31st Street, Douglas through Airport	\$0	\$0	\$0	\$200,000	\$0	\$200,000	\$0
602 602 350	Equipment	\$52,633	\$134,233	\$3,090	\$127,500	\$42,195	\$102,500	\$123,800
602 602 369	Cedar, 10th to 17th	\$0	\$0	\$0	\$0	\$10,938	\$247,800	\$0
602 602 378	Clarifier Trough Replacement	\$0	\$0	\$0	\$0	\$0	\$0	\$500,000
602 602 379	Locust Street, 4th to 8th	\$0	\$0	\$0	\$0	\$0	\$0	\$117,700
602 602 380	Broadway, 31st to Wilson Trailer	\$0	\$0	\$0	\$0	\$0	\$0	\$60,000
602 602 381	Walnut @ 8th Street	\$0	\$0	\$0	\$0	\$0	\$0	\$80,000
602 602 382	Cedar Street, 7th to 10th	\$0	\$0	\$0	\$0	\$0	\$0	\$50,000
602 602 383	Elm Street, 20th to 21st	\$0	\$0	\$0	\$0	\$0	\$0	\$50,000
602 602 384	Memorial Water Tower	\$0	\$0	\$0	\$540,000	\$271,602	\$631,370	\$0
602 602 387	Summit Street, 8th to 12th	\$0	\$0	\$0	\$0	\$0	\$0	\$50,000
602 602 388	Locust Street, 15th to North Side of bridge	\$0	\$0	\$0	\$13,000	\$0	\$13,000	\$0
602 602 389	Douglas, Anna to 31st	\$0	\$102,544	\$0	\$0	\$0	\$0	\$175,000
602 602 390	Reserve for Future Imp.	\$6,221	\$22,763	\$0	\$65,000	\$17,507	\$65,000	\$75,000
602 602 391	Park Street, 8th to 10th	\$0	\$0	\$0	\$0	\$0	\$0	\$115,000
602 602 392	Carbon Feeder	\$0	\$0	\$0	\$0	\$0	\$0	\$80,000
602 602 395	Provision for Keystone	\$0	\$0	\$0	\$0	\$0	\$0	\$0
607 607 320	WTP Renovations	\$0	\$0	\$0	\$0	\$0	\$0	\$0
608 608 441	Ind. Park Lease Principal	\$3,000	\$3,000	\$0	\$0	\$0	\$0	\$0
604 604 441	State Revolving Fund Principal	\$137,800	\$142,371	\$155,161	\$317,050	\$138,135	\$230,478	\$383,869
	Total Improvements & Extensions	\$490,700	\$1,809,081	\$805,382	\$2,289,850	\$1,153,921	\$5,746,348	\$2,431,569

WASTEWATER ACCOUNT #611

PURPOSE OF THIS DEPARTMENT: Why does this department exist?

To maintain and operate the collection and treatment facility to meet federal and state regulations, have a minimum impact on the environment, an enhancing the quality of life for the community.

Department Personnel: .5 Utility Director, .5 Collection Superintendent, one Plant Superintendent, two Maintenance Personnel, one Plant Maintenance Superintendent, one Senior Lab Tech, one Lab Tech, two Plant Operators and two part-time weekend operators.

GOALS OF THIS DEPARTMENT: What will this department attempt to accomplish this year?

- 1 To protect the health of the community by discharging a product that meets all federal, state, and local regulations
 - 2 Maximize secondary uses of treatment bi-products
-

OBJECTIVES FOR REACHING OUR GOALS:

- 1a Meet 100% of reportable standards
 - 1b Establish baseline ratings for citizen satisfaction components
 - 2a Investigate costs of bio-solids program
 - 2b Meet 100% of the criteria within the bio-solids program
-

CAPITAL IMPROVEMENTS PLAN: What major pieces of equipment and other items in your department will have to be replaced or purchased in the next five years?

- 2011 Replace mower, replace lab equipment, replace grit trailer, east interceptor capacity study
- 2012 Replace 6 inch pump, lift station rehab, replace samplers, flusher truck replacement
- 2012 Replace mower, replace samplers, replace air compressor, replace pickup
- 2013 Replace lab equipment, replace radio, repair manholes
- 2014 Replace lab equipment, HSC station removed

City of Yankton
Adopted 2011 Budget

Fund: Wastewater		Function: Operations				Activity: Utilities Department		
ACCOUNT NO.	DESCRIPTION	2007 ACTUAL	2008 ACTUAL	2009 ACTUAL	2010 ADOPTED	2010 Y.T.D.	2010 ESTIMATED	2011 ADOPTED
	Operating Revenues	\$2,439,746	\$2,485,166	\$2,472,569	\$2,600,625	\$1,241,278	\$2,600,625	\$2,652,634
	Operating Expenses:							
	Personnel Services	\$491,683	\$457,909	\$483,575	\$572,320	\$298,860	\$563,854	\$592,307
	Insurance	\$76,211	\$73,948	\$71,709	\$76,924	\$89,302	\$89,302	\$93,767
	Professional Services	\$30,062	\$38,788	\$37,263	\$40,400	\$33,804	\$40,740	\$39,700
	State Fees	\$12,500	\$12,500	\$12,500	\$12,500	\$12,500	\$12,500	\$12,500
	Publishing	\$195	\$18	\$57	\$225	\$0	\$225	\$225
	Repairs & Maintenance	\$239,890	\$208,306	\$308,021	\$225,000	\$77,244	\$223,000	\$236,000
	Supplies & Materials	\$43,157	\$38,431	\$46,480	\$58,150	\$20,820	\$57,175	\$59,150
	Travel & Conference	\$848	\$813	\$1,075	\$3,500	\$130	\$3,600	\$4,600
	Utilities	\$213,089	\$194,497	\$156,211	\$228,450	\$88,838	\$223,450	\$228,450
	Billing & Administration	\$497,270	\$523,155	\$550,359	\$566,870	\$283,435	\$566,870	\$583,876
	Depreciation	\$1,115,968	\$1,112,489	\$1,110,580	\$1,028,685	\$555,767	\$1,110,580	\$1,110,580
	Total Operating Expenses	\$2,720,873	\$2,660,854	\$2,777,830	\$2,813,024	\$1,460,700	\$2,891,296	\$2,961,155
	Net Operating Income(Loss)	(\$281,127)	(\$175,688)	(\$305,261)	(\$212,399)	(\$219,422)	(\$290,671)	(\$308,521)
	Non-Operating Revenue(Expense)							
	Interest	\$106,352	\$74,865	\$49,140	\$75,000	\$7,289	\$34,000	\$35,000
	Intergovernmental (grant)	\$0	\$0	\$0	\$0	\$0	\$0	\$0
	Miscellaneous	\$95,955	\$3,476	\$4,942	\$400	\$3,755	\$7,035	\$400
	Interest & Fiscal Charges	(\$509,964)	(\$485,068)	(\$458,782)	(\$466,197)	(\$222,446)	(\$438,036)	(\$409,915)
	Loss on Assets	(\$6,422)	\$0	\$0	\$0	\$0	\$0	\$0
	Net Income Before Transfers	(\$595,206)	(\$582,415)	(\$709,961)	(\$603,196)	(\$430,824)	(\$687,672)	(\$683,036)
	Operating Transfer Out	\$40,700	\$40,700	\$40,700	\$40,700	\$20,350	\$40,700	\$40,700
	Net Income	(\$635,906)	(\$623,115)	(\$750,661)	(\$643,896)	(\$451,174)	(\$728,372)	(\$723,736)

City of Yankton
Adopted 2011 Budget

Fund: Wastewater		Estimated Revenue				Activity: Utilities Department		
ACCOUNT NO.	DESCRIPTION	2007 ACTUAL	2008 ACTUAL	2009 ACTUAL	2010 ADOPTED	2010 Y.T.D.	2010 ESTIMATED	2011 ADOPTED
611 3340	Consolidated Water Facilities Grant	\$0	\$0	\$0	\$0	\$0	\$0	\$0
611 3350	James River Water Development District- Lift	\$0	\$0	\$0	\$0	\$0	\$19,250	\$0
611 3610	Interest	\$106,352	\$74,865	\$49,140	\$75,000	\$7,289	\$34,000	\$35,000
611 3612	Gain on Sale of Assets	\$36	\$0	\$0	\$0	\$0	\$0	\$0
611 3614	Contributions-Property Owners	\$0	\$0	\$0	\$0	\$0	\$0	\$0
611 3620	Rentals - land	\$0	\$0	\$0	\$0	\$0	\$0	\$0
611 3665	Cont Capital Rev - Customer	\$95,955	\$3,476	\$0	\$0	\$0	\$0	\$0
611 3666	Cont Capital Rev - Other	\$0	\$0	\$0	\$0	\$0	\$0	\$0
611 3831	Other Operational-Wastewater	\$0	\$0	\$0	\$0	\$0	\$0	\$0
611 3840	Other Non-Operational-Wastwtr	\$0	\$0	\$4,350	\$0	\$3,755	\$3,755	\$0
611 3841	Special Hookup Fees	\$0	\$0	\$592	\$400	\$0	\$3,280	\$400
614 3614	State Revolving Loan Fund	\$0	\$0	\$0	\$0	\$0	\$0	\$2,000,000
	Total Nonoperating Revenues	\$202,343	\$78,341	\$54,082	\$75,400	\$11,044	\$60,285	\$2,035,400
611 3812	Sale Service & Material	\$741	\$198	\$178	\$200	\$1	\$200	\$200
611 3830	Sewer User Fee	\$2,439,005	\$2,484,968	\$2,472,391	\$2,600,425	\$1,241,277	\$2,600,425	\$2,652,434
	Total Operating Revenues	\$2,439,746	\$2,485,166	\$2,472,569	\$2,600,625	\$1,241,278	\$2,600,625	\$2,652,634

City of Yankton
Adopted 2011 Budget

Fund: Wastewater

Function: Operating Expenses

Activity: Utilities Department

ACCOUNT NO.	DESCRIPTION	2007 ACTUAL	2008 ACTUAL	2009 ACTUAL	2010 ADOPTED	2010 Y.T.D.	2010 ESTIMATED	2011 ADOPTED
611 611 101	Regular Wages	\$366,459	\$340,278	\$347,194	\$393,044	\$212,548	\$393,044	\$407,705
611 611 102	Temporary Wages	\$10,423	\$12,851	\$20,789	\$23,000	\$6,850	\$23,000	\$23,000
611 611 103	Overtime Wages	\$5,650	\$4,362	\$5,670	\$7,000	\$5,552	\$7,000	\$7,000
611 611 111	OASI	\$27,793	\$24,736	\$26,953	\$32,363	\$16,013	\$32,363	\$33,484
611 611 121	Retirement	\$22,327	\$19,819	\$21,172	\$24,003	\$13,086	\$24,003	\$24,882
611 611 131	Worker's Compensation	\$8,113	\$6,545	\$6,680	\$16,956	\$6,836	\$6,900	\$7,245
611 611 132	Group Insurance	\$50,746	\$48,978	\$54,613	\$75,699	\$36,699	\$75,699	\$87,054
611 611 133	Unemployment Insurance	\$172	\$340	\$504	\$255	\$1,276	\$1,845	\$1,937
	Subtotal Personnel Services	\$491,683	\$457,909	\$483,575	\$572,320	\$298,860	\$563,854	\$592,307
611 611 201	Insurance	\$76,211	\$73,948	\$71,709	\$76,924	\$89,302	\$89,302	\$93,767
611 611 202	Professional Services	\$20,034	\$32,412	\$20,656	\$33,000	\$26,909	\$33,000	\$33,000
611 611 203	Audit	\$8,927	\$5,436	\$15,713	\$5,500	\$6,540	\$6,540	\$5,500
611 611 205	State Permit Fee	\$12,500	\$12,500	\$12,500	\$12,500	\$12,500	\$12,500	\$12,500
611 611 208	Locates	\$1,101	\$940	\$894	\$1,900	\$355	\$1,200	\$1,200
611 611 211	Publishing	\$195	\$18	\$57	\$225	\$0	\$225	\$225
611 611 221	Rep. & Maint. - Plant	\$71,628	\$79,869	\$101,041	\$70,000	\$51,146	\$80,000	\$80,000
611 611 222	Rep. & Maint. - Vehicles	\$7	\$60	\$72	\$3,000	\$168	\$1,000	\$3,000
611 611 223	Rep. & Maint. - Buildings	\$2,308	\$2,776	\$167	\$2,000	\$0	\$2,000	\$2,000
611 611 224	Rep. & Maint. - Central Garage	\$15,381	\$21,726	\$13,142	\$16,000	\$4,203	\$16,000	\$17,000
611 611 226	Rep. & Maint. - Collection Sys.	\$46,612	\$6,311	\$93,656	\$55,000	\$8,618	\$45,000	\$55,000
611 611 227	Rep. & Maint. - Water Meter	\$35,069	\$46,891	\$47,544	\$16,000	\$13,109	\$16,000	\$16,000
611 611 228	Sludge Removal	\$68,885	\$50,673	\$52,399	\$63,000	\$0	\$63,000	\$63,000
611 611 231	Postage	\$9,841	\$10,941	\$10,794	\$11,000	\$5,211	\$11,500	\$12,000
611 611 232	Office Supplies	\$430	\$369	\$965	\$1,000	\$31	\$1,000	\$1,000
611 611 233	Printing	\$2,206	\$952	\$654	\$2,500	\$477	\$1,000	\$2,500
611 611 234	Copies	(\$16)	\$80	\$7	\$200	\$7	\$200	\$200
611 611 235	Subscriptions & Publications	\$0	\$0	\$0	\$150	\$0	\$150	\$150
611 611 236	Janitorial Supplies	\$428	\$723	\$768	\$700	\$513	\$700	\$700
611 611 240	Chemicals & Gases	\$16,325	\$14,617	\$21,331	\$25,000	\$6,219	\$25,000	\$25,000
611 611 241	Agricultural Supplies	\$2,048	\$437	\$1,315	\$1,500	\$1,175	\$1,500	\$1,500
611 611 243	Med., Safety, & Lab. Supplies	\$11,287	\$10,136	\$9,991	\$15,000	\$6,412	\$15,000	\$15,000
611 611 244	Uniforms & Dry Goods	\$88	\$66	\$198	\$350	\$0	\$350	\$350
611 611 247	Small Tools & Hardware	\$520	\$110	\$457	\$750	\$775	\$775	\$750
611 611 261	Membership Dues	\$138	\$75	\$572	\$500	\$30	\$600	\$600
611 611 263	Travel Expense	\$0	\$0	\$0	\$500	\$26	\$500	\$1,000
611 611 264	Schools	\$710	\$738	\$503	\$2,500	\$74	\$2,500	\$3,000
611 611 271	Telephone	\$5,768	\$5,685	\$5,876	\$6,000	\$2,884	\$6,000	\$6,000
611 611 272	Electricity	\$112,043	\$117,258	\$105,073	\$130,000	\$54,928	\$125,000	\$130,000
611 611 273	Fuel-Heating	\$85,825	\$61,224	\$33,336	\$81,000	\$28,384	\$81,000	\$81,000
611 611 274	Water Service	\$9,305	\$10,178	\$11,802	\$11,000	\$2,542	\$11,000	\$11,000
611 611 276	Landfill	\$148	\$152	\$124	\$350	\$100	\$350	\$350
611 611 277	Rubble	\$0	\$0	\$0	\$100	\$0	\$100	\$100
611 611 281	Billing & Administration	\$497,270	\$523,155	\$550,359	\$566,870	\$283,435	\$566,870	\$583,876
611 611 291	Depreciation	\$1,115,968	\$1,112,489	\$1,110,580	\$1,028,685	\$555,767	\$1,110,580	\$1,110,580
	Subtotal Other Current Expenditures	\$2,229,190	\$2,202,945	\$2,294,255	\$2,240,704	\$1,161,840	\$2,327,442	\$2,368,848
	Total Operating Expenditures	\$2,720,873	\$2,660,854	\$2,777,830	\$2,813,024	\$1,460,700	\$2,891,296	\$2,961,155

City of Yankton
Adopted 2011 Budget

Fund: Wastewater		Function: Improvement & Extension				Activity: Utilities Department		
ACCOUNT NO.	DESCRIPTION	2007 ACTUAL	2008 ACTUAL	2009 ACTUAL	2010 ADOPTED	2010 Y.T.D.	2010 ESTIMATED	2011 ADOPTED
	Revenues:							
	Net Gain(Loss)	(\$635,906)	(\$623,115)	(\$750,661)	(\$643,896)	(\$451,174)	(\$728,372)	(\$723,736)
	Depreciation	\$1,115,968	\$1,112,489	\$1,110,580	\$1,028,685	\$555,767	\$1,110,580	\$1,110,580
	Revolving Loan Fund	\$0	\$0	\$0	\$0	\$0	\$0	\$2,000,000
	Bond Disc Amort/Current Bond Reserve	\$0	\$0	\$0	\$0	\$0	\$0	\$0
	Beginning Balance	\$2,771,509	\$2,569,906	\$2,479,939	\$1,574,442	\$2,253,003	\$2,253,003	\$1,879,954
	Total Funds Available	\$3,251,571	\$3,059,280	\$2,839,858	\$1,959,231	\$2,357,596	\$2,635,211	\$4,266,798
	Application of Funds Available							
	Principal on Debt	\$514,429	\$540,324	\$558,795	\$592,557	\$331,109	\$585,557	\$613,677
	Equipment	\$76,136	\$13,546	\$1,300	\$33,200	\$24,363	\$29,700	\$260,450
	Plant Improvements	\$0	\$0	\$0	\$0	\$0	\$0	\$0
	Capital Repairs and Maintenance	\$6,007	\$0	\$0	\$36,000	\$0	\$30,000	\$87,000
	Special Projects	\$15,000	\$0	\$0	\$75,000	\$0	\$75,000	\$2,000,000
	Reserve for Future Improvements	\$0	\$0	\$0	\$35,000	\$0	\$35,000	\$35,000
	Total Applied	\$611,572	\$553,870	\$560,095	\$771,757	\$355,472	\$755,257	\$2,996,127
	Due From / Due To Account Adjustment	\$70,093	\$25,471	\$26,760	\$0	\$0	\$0	\$0
	Ending Balance	\$2,569,906	\$2,479,939	\$2,253,003	\$1,187,474	\$2,002,124	\$1,879,954	\$1,270,671

City of Yankton
Adopted 2011 Budget

Fund: Wastewater		Function: Improvement & Extension				Activity: Utilities Department		
ACCOUNT NO.	DESCRIPTION	2007 ACTUAL	2008 ACTUAL	2009 ACTUAL	2010 ADOPTED	2010 Y.T.D.	2010 ESTIMATED	2011 ADOPTED
613 613 411	Ind Park Lease Interest	\$1,400	\$1,050	\$551	\$1,400	\$0	\$0	\$0
614 614 411	SRF Loan Bond Interest	\$508,564	\$484,018	\$458,231	\$464,797	\$222,446	\$438,036	\$409,915
	Total Interest&Fiscal Fees	\$509,964	\$485,068	\$458,782	\$466,197	\$222,446	\$438,036	\$409,915
611 611 580	Loss on Assets	\$6,458	\$0	\$0	\$0	\$0	\$0	\$0
	Total Nonoperating Expenses	\$516,422	\$485,068	\$458,782	\$466,197	\$222,446	\$438,036	\$409,915
611 611 610	Transfer to General	\$40,700	\$40,700	\$40,700	\$40,700	\$20,350	\$40,700	\$40,700
611 611 301	Capital Repair and Maintenance	\$6,007	\$0	\$0	\$36,000	\$0	\$30,000	\$87,000
611 611 321	East Interceptor / Lift Station Study	\$0	\$0	\$0	\$75,000	\$0	\$75,000	\$0
611 611 322	Mulberry, 3rd to 4th	\$15,000	\$0	\$0	\$0	\$0	\$0	\$0
611 611 323	East HWY 50 Extension	\$0	\$0	\$0	\$0	\$0	\$0	\$0
611 611 324	Lift Station Rehab	\$0	\$0	\$0	\$0	\$0	\$0	\$2,000,000
611 611 325	Main Extension-Douglas St - N 31st	\$0	\$0	\$0	\$0	\$0	\$0	\$0
611 611 326	Main Extension-7th Pearl to Picotte	\$0	\$0	\$0	\$0	\$0	\$0	\$0
611 611 327	Phase I & II of Critical Improvements	\$0	\$0	\$0	\$0	\$0	\$0	\$0
611 611 328	Install generator from HSC to Alumax Station	\$0	\$0	\$0	\$0	\$0	\$0	\$0
611 611 330	Lift Station Wet Well - Dales	\$0	\$0	\$0	\$0	\$0	\$0	\$0
611 611 338	East Interceptor Study	\$0	\$0	\$0	\$0	\$0	\$0	\$0
611 611 350	Equipment	\$76,136	\$13,546	\$1,300	\$33,200	\$24,363	\$29,700	\$260,450
611 611 350	Computer	\$0	\$0	\$0	\$0	\$0	\$0	\$0
611 611 350	Paint digester lids	\$0	\$0	\$0	\$0	\$0	\$0	\$0
611 611 350	Vehicles	\$0	\$0	\$0	\$0	\$0	\$0	\$0
611 611 378	East Cornerstone Project	\$0	\$0	\$0	\$0	\$0	\$0	\$0
611 611 390	Reserve for Future Improvements	\$0	\$0	\$0	\$35,000	\$0	\$35,000	\$35,000
613 613 441	Other Debt Service	\$0	\$0	\$0	\$0	\$0	\$0	\$0
614 614 441	State Revolving Loan Fund Principal	\$507,429	\$533,324	\$558,795	\$585,557	\$331,109	\$585,557	\$613,677
613 613 441	Ind. Park Lease-Principal	\$7,000	\$7,000	\$0	\$7,000	\$0	\$0	\$0
	Total Imp. & Extensions	\$611,572	\$553,870	\$560,095	\$771,757	\$355,472	\$755,257	\$2,996,127

CEMETERY ACCOUNT #621

PURPOSE OF THIS DEPARTMENT: Why does this department exist?

The Mission of the division is to enhance the quality of life for the citizens of Yankton and the surrounding area by providing a well-maintained and well-documented cemetery.

Department Personnel: one Equipment Operator and one seasonal worker.

GOALS OF THIS DEPARTMENT: What will this department attempt to accomplish this year?

- 1 Maintain an aesthetically pleasing cemetery which leaves a positive, lasting impression
 - 2 Enhance the components of the cemetery's documentation system to provide easily accessible and accurate records
-

OBJECTIVES FOR REACHING OUR GOALS:

- 1a Establish baseline ratings for the cemetery's appearance
 - 2a Initiate the transfer of documents to an electronic record keeping system
-

CAPITAL IMPROVEMENTS PLAN: What major pieces of equipment and other items in this department will have to be replaced or purchased in the next five years?

- | | |
|------|---|
| 2010 | Landscaping, mower replacement, lot repurchases, repair headstones, pump and accessories for fountain. |
| 2011 | Landscaping, lawn care equipment replacement, headstone repair, irrigation, concrete road replacement, GIS map and directory. |
| 2012 | Landscaping, mower replacement, sidewalk and fencing, lot repurchases, headstone repair, irrigation, concrete road replacement, GIS Map and directory |
| 2013 | Gazebo on Prospect Hill, pet cemetery |
| 2014 | Landscaping, lawn care equipment replacement, repair headstones, replace truck |

City of Yankton
Adopted 2011 Budget

Fund: Cemetery		Function: Operations				Activity: Parks & Recreation		
ACCOUNT NO.	DESCRIPTION	2007 ACTUAL	2008 ACTUAL	2009 ACTUAL	2010 ADOPTED	2010 Y.T.D.	2010 ESTIMATED	2011 ADOPTED
	Operating Revenues	\$15,605	\$7,695	\$9,406	\$6,800	\$17,546	\$18,100	\$18,300
	Operating Expenses:							
	Personnel Services	\$48,930	\$51,683	\$52,285	\$54,257	\$30,696	\$54,365	\$57,016
	Insurance	\$453	\$431	\$423	\$476	\$456	\$476	\$500
	Repairs & Maintenance	\$6,143	\$8,562	\$8,846	\$8,700	\$7,449	\$13,000	\$9,400
	Supplies & Materials	\$1,675	\$1,841	\$3,613	\$3,820	\$1,459	\$4,300	\$4,300
	Utilities	\$871	\$875	\$1,385	\$1,450	\$727	\$1,150	\$1,150
	Total Operating Expenses	\$58,072	\$63,392	\$66,552	\$68,703	\$40,787	\$73,291	\$72,366
	Net Operating Income(Loss)	(\$42,467)	(\$55,697)	(\$57,146)	(\$61,903)	(\$23,241)	(\$55,191)	(\$54,066)
	Non-Operating Revenue(Expense)							
	Interest	\$8,358	\$5,285	\$1,943	\$4,000	\$767	\$1,700	\$1,700
	Miscellaneous	\$3,500	\$1,417	\$3,683	\$2,500	\$1,635	\$1,935	\$1,000
	Operating Transfers In	\$49,758	\$59,362	\$54,765	\$73,453	\$36,727	\$57,261	\$64,866
	Total Non-Operating Revenue	\$61,616	\$66,064	\$60,391	\$79,953	\$39,129	\$60,896	\$67,566
	Due From / Due To Account Adjustment	\$0	\$0	\$0	\$0	\$0	\$0	\$0
	Net Income (Loss)	\$19,149	\$10,367	\$3,245	\$18,050	\$15,888	\$5,705	\$13,500

City of Yankton
Adopted 2011 Budget

Fund: Cemetery		Estimated Revenue				Activity: Parks & Recreation		
ACCOUNT NO.	DESCRIPTION	2007 ACTUAL	2008 ACTUAL	2009 ACTUAL	2010 ADOPTED	2010 Y.T.D.	2010 ESTIMATED	2011 ADOPTED
621 3491	Other Non-Taxable	\$0	\$0	\$0	\$0	\$86	\$0	\$0
621 3610	Interest	\$8,358	\$5,285	\$1,943	\$4,000	\$767	\$1,700	\$1,700
621 3640	Compensation Loss & Damage	\$0	\$0	\$824	\$0	\$1,335	\$1,335	\$0
621 3863	Sale of Lots-Perpetual Care	\$3,500	\$1,417	\$2,859	\$2,500	\$0	\$0	\$0
621 3864	Other Nonoperational Income	\$0	\$0	\$0	\$0	\$300	\$600	\$1,000
621 3910	Transfer from General Fund	\$49,758	\$59,362	\$54,765	\$73,453	\$36,727	\$57,261	\$64,866
	Total Nonoperating Revenue	\$61,616	\$66,064	\$60,391	\$79,953	\$39,215	\$60,896	\$67,566
621 3860	Sale of Lots - Operational	\$7,000	\$2,833	\$6,311	\$4,500	\$6,076	\$6,500	\$8,000
621 3861	Grave Openings	\$7,955	\$4,287	\$2,395	\$2,000	\$10,393	\$10,500	\$10,000
621 3862	Other Operational - Cemetery	\$650	\$575	\$700	\$300	\$1,077	\$1,100	\$300
	Total Operating Revenue	\$15,605	\$7,695	\$9,406	\$6,800	\$17,546	\$18,100	\$18,300

City of Yankton
Adopted 2011 Budget

Fund: **Cemetery**

Function: **Operating Expenses**

Activity: **Parks & Recreation**

ACCOUNT NO.	DESCRIPTION	2007 ACTUAL	2008 ACTUAL	2009 ACTUAL	2010 ADOPTED	2010 Y.T.D.	2010 ESTIMATED	2011 ADOPTED
621 621 101	Regular Wages	\$33,750	\$35,425	\$35,368	\$37,422	\$20,916	\$37,422	\$38,818
621 621 102	Temporary Wages	\$4,312	\$4,680	\$5,005	\$3,600	\$3,030	\$3,600	\$3,600
621 621 103	Overtime Wages	\$0	\$0	\$0	\$100	\$0	\$100	\$100
621 621 111	OASI	\$2,848	\$3,022	\$3,043	\$3,146	\$1,807	\$3,146	\$3,253
621 621 121	Retirement	\$2,026	\$2,126	\$2,122	\$2,251	\$1,255	\$2,251	\$2,335
621 621 131	Worker's Compensation	\$795	\$801	\$811	\$920	(\$56)	\$920	\$966
621 621 132	Group Insurance	\$5,173	\$5,579	\$5,869	\$6,722	\$3,554	\$6,722	\$7,730
621 621 133	Unemployment Insurance	\$26	\$50	\$67	\$96	\$190	\$204	\$214
	Subtotal Personnel Services	\$48,930	\$51,683	\$52,285	\$54,257	\$30,696	\$54,365	\$57,016
621 621 201	Insurance	\$453	\$431	\$423	\$476	\$456	\$476	\$500
621 621 221	Rep. & Maint. - Equipment	\$575	\$1,263	\$655	\$1,000	\$771	\$1,000	\$1,000
621 621 222	Rep. & Maint. - Vehicles	\$18	\$190	\$350	\$200	\$3,575	\$4,000	\$400
621 621 223	Rep. & Maint. - Buildings	\$1,050	\$2,232	\$2,478	\$2,000	\$1,274	\$2,500	\$2,500
621 621 224	Rep. & Maint. - Central Garage	\$4,500	\$4,877	\$5,363	\$5,500	\$1,829	\$5,500	\$5,500
621 621 234	Copies	\$0	\$9	\$1	\$20	\$0	\$0	\$0
621 621 241	Agricultural Supplies	\$1,238	\$1,240	\$3,228	\$3,000	\$1,167	\$3,500	\$3,500
621 621 247	Small Tools & Hardware	\$437	\$592	\$384	\$800	\$292	\$800	\$800
621 621 271	Telephone	\$300	\$300	\$300	\$300	\$175	\$300	\$300
621 621 272	Electricity	\$439	\$455	\$987	\$550	\$416	\$550	\$550
621 621 273	Fuel-LP	\$132	\$120	\$98	\$500	\$136	\$300	\$300
621 621 276	Landfill	\$0	\$0	\$0	\$50	\$0	\$0	\$0
621 621 277	Rubble	\$0	\$0	\$0	\$50	\$0	\$0	\$0
	Subtotal Other Current Expenditures	\$9,142	\$11,709	\$14,267	\$14,446	\$10,091	\$18,926	\$15,350
	Total Operating Expenses	\$58,072	\$63,392	\$66,552	\$68,703	\$40,787	\$73,291	\$72,366
621 621 301	Capital Repair and Maintenance	\$1,466	\$242	\$425	\$2,500	\$0	\$2,500	\$2,500
621 621 350	Equipment	\$15,724	\$12,090	\$0	\$15,000	\$6,561	\$6,622	\$11,000
	Total Capital Outlay	\$17,190	\$12,332	\$425	\$17,500	\$6,561	\$9,122	\$13,500

City of Yankton
Adopted 2011 Budget

Fund: **Cemetery**

Function: **Capital**

Activity: **Parks & Recreation**

ACCOUNT NO.	DESCRIPTION	2007 ACTUAL	2008 ACTUAL	2009 ACTUAL	2010 ADOPTED	2010 Y.T.D.	2010 ESTIMATED	2011 ADOPTED
	Revenue:							
	Net Income(Loss)	\$19,149	\$10,367	\$3,245	\$18,050	\$15,888	\$5,705	\$13,500
	Beginning Balance	\$603	\$2,562	\$597	\$0	\$3,417	\$3,417	\$0
	Total Funds Available	\$19,752	\$12,929	\$3,842	\$18,050	\$19,305	\$9,122	\$13,500
	Application of Funds Available:							
	Equipment & Buildings	\$17,190	\$12,332	\$425	\$17,500	\$6,561	\$9,122	\$13,500
	Ending Balance	\$2,562	\$597	\$3,417	\$550	\$12,744	\$0	\$0

SOLID WASTE AND RECYCLING COLLECTION ACCOUNT #631

PURPOSE OF THIS DEPARTMENT: Why does this department exist?

To operate this enterprise fund in a business-like and productive manner to insure customers have an effective means to dispose of solid waste materials. To add to the community quality of life by providing clean and healthy conditions that comply with regulatory requirements.

Department Personnel: 3 Senior Sanitation Truck Operators and 4 Sanitation Truck Operators

GOALS OF THIS DEPARTMENT: What will this department attempt to accomplish this year?

- 1 Increase the use of recycling opportunities
 - 2 Collect, handle, and transport solid waste in a safe and effective manner
-

OBJECTIVES FOR REACHING OUR GOALS:

- 1a Increase overall recycling by 5%
 - 2a Establish baseline ratings of citizen satisfaction for solid waste removal
-

CAPITAL IMPROVEMENTS PLAN: What major pieces of equipment and other items in your department will have to be replaced or purchased in the next five years?

- | | |
|------|--------------------------------------|
| 2010 | Replace packer truck, composting pad |
| 2011 | Replace recycling trailer |
| 2012 | Replace recycling truck |
| 2013 | No capital improvement planned |
| 2014 | No capital improvement planned |

City of Yankton
Adopted 2011 Budget

Fund: Solid Waste Collection Function: Operations Activity: Public Works Department

ACCOUNT NO.	DESCRIPTION	2007 ACTUAL	2008 ACTUAL	2009 ACTUAL	2010 ADOPTED	2010 Y.T.D.	2010 ESTIMATED	2011 ADOPTED
	Operating Revenues	\$650,500	\$682,219	\$715,579	\$700,626	\$373,921	\$716,000	\$736,900
	Operating Expenses:							
	Personnel Services	\$269,040	\$276,472	\$288,184	\$333,273	\$171,064	\$333,846	\$351,589
	Insurance	\$5,561	\$5,396	\$5,225	\$5,894	\$6,517	\$6,517	\$6,843
	Professional Services	\$6,942	\$5,777	\$8,862	\$5,500	\$3,707	\$6,180	\$5,500
	Publishing	\$700	\$574	\$378	\$800	\$374	\$800	\$800
	Tipping & Hauling Fees	\$119,709	\$121,865	\$116,814	\$138,000	\$68,673	\$138,682	\$140,000
	Repairs & Maintenance	\$35,134	\$41,571	\$46,823	\$36,500	\$16,744	\$49,000	\$53,500
	Supplies & Materials	\$5,988	\$4,573	\$4,735	\$6,285	\$1,821	\$6,290	\$6,285
	Utilities	\$303	\$330	\$350	\$450	\$186	\$450	\$450
	Billing & Administration	\$195,521	\$202,517	\$209,928	\$229,426	\$114,713	\$229,426	\$239,059
	Depreciation	\$29,611	\$23,546	\$17,465	\$23,546	\$10,253	\$27,785	\$27,785
	Total Operating Expenses	\$668,509	\$682,621	\$698,764	\$779,674	\$394,052	\$798,976	\$831,811
	Net Operating Income(Loss)	(\$18,009)	(\$402)	\$16,815	(\$79,048)	(\$20,131)	(\$82,976)	(\$94,911)
	Non-Operating Revenue(Expense)							
	Interest	\$21,355	\$14,448	\$5,615	\$10,000	\$2,217	\$5,500	\$5,750
	State Grant	\$0	\$0	\$0	\$0	\$0	\$187,500	\$0
	Net Income before Transfers	\$3,346	\$14,046	\$22,430	(\$69,048)	(\$17,914)	\$110,024	(\$89,161)
	Operating Transfers out	\$0	\$0	\$0	\$0	\$0	\$0	\$0
	Net Income (Loss)	\$3,346	\$14,046	\$22,430	(\$69,048)	(\$17,914)	\$110,024	(\$89,161)

City of Yankton
Adopted 2011 Budget

Fund: Solid Waste Collection Estimated Revenue Activity: Public Works Department

ACCOUNT NO.	DESCRIPTION	2007 ACTUAL	2008 ACTUAL	2009 ACTUAL	2010 ADOPTED	2010 Y.T.D.	2010 ESTIMATED	2011 ADOPTED
631 3340	State Grant	\$0	\$0	\$0	\$0	\$0	\$0	\$0
631 3350	SWMP State Grant	\$0	\$0	\$0	\$0	\$0	\$187,500	\$0
631 3605	Interest on Loan to Second Penny	\$0	\$0	\$0	\$0	\$0	\$0	\$0
631 3610	Interest	\$21,355	\$14,448	\$5,615	\$10,000	\$2,217	\$5,500	\$5,750
631 3612	Sale of Fixed Assets	\$0	\$0	\$0	\$0	\$0	\$0	\$0
	Total Nonoperating Revenue	\$21,355	\$14,448	\$5,615	\$10,000	\$2,217	\$193,000	\$5,750
631 3810	Collection Fees - Taxable	\$633,044	\$664,830	\$698,595	\$684,726	\$366,071	\$700,000	\$721,000
631 3811	Extra Household Tags Taxable	\$1,506	\$1,292	\$1,567	\$1,400	\$883	\$1,400	\$1,400
631 3812	Extra Household Tags Nontaxable	\$4,425	\$3,675	\$2,700	\$4,000	\$1,500	\$4,000	\$4,000
631 3813	Collection Fees - Nontaxable	\$8,916	\$8,858	\$8,583	\$8,000	\$3,653	\$8,000	\$8,000
631 3893	Sale of Salvage - Landfill	\$0	\$0	\$0	\$500	\$0	\$500	\$500
631 3894	Other Operational - Solid Waste	\$2,609	\$3,564	\$4,134	\$2,000	\$1,814	\$2,100	\$2,000
	Total Operating Revenue	\$650,500	\$682,219	\$715,579	\$700,626	\$373,921	\$716,000	\$736,900

City of Yankton
Adopted 2011 Budget

Fund: **Solid Waste Collection** Function: **Capital** Activity: **Public Works Department**

ACCOUNT NO.	DESCRIPTION	2007 ACTUAL	2008 ACTUAL	2009 ACTUAL	2010 ADOPTED	2010 Y.T.D.	2010 ESTIMATED	2011 ADOPTED
	Revenues:							
	Net Income(Loss)	\$3,346	\$14,046	\$22,430	(\$69,048)	(\$17,914)	\$110,024	(\$89,161)
	Depreciation	\$29,611	\$23,546	\$17,465	\$23,546	\$0	\$27,785	\$27,785
	Beginning Balance	\$509,166	\$542,024	\$579,616	\$254,320	\$619,511	\$619,511	\$254,320
	Total Funds Available	\$542,123	\$579,616	\$619,511	\$208,818	\$601,597	\$757,320	\$192,944
	Application of Funds Available:							
	Equipment	\$99	\$0	\$0	\$0	\$0	\$503,000	\$30,000
	Building Construction	\$0	\$0	\$0	\$0	\$0	\$0	\$0
	Total Applied	\$99	\$0	\$0	\$0	\$0	\$503,000	\$30,000
	Due From / Due To Account Adjustment	\$0	\$0	\$0	\$0	\$0	\$0	\$0
	Ending Balance	\$542,024	\$579,616	\$619,511	\$208,818	\$601,597	\$254,320	\$162,944

City of Yankton
Adopted 2011 Budget

Fund: **Solid Waste Collection** Function: **Capital** Activity: **Public Works Department**

ACCOUNT NO.	DESCRIPTION	2007 ACTUAL	2008 ACTUAL	2009 ACTUAL	2010 ADOPTED	2010 Y.T.D.	2010 ESTIMATED	2011 ADOPTED
631 631 350	Equipment	\$99	\$0	\$0	\$0	\$0	\$503,000	\$30,000
	Total Capital Outlay	\$99	\$0	\$0	\$0	\$0	\$503,000	\$30,000
631 631 656	Transfer to East Yankton	\$0	\$0	\$0	\$0	\$0	\$0	\$0

City of Yankton
Adopted 2011 Budget

JOINT POWERS

Fund: Solid Waste Disposal and Recycling Function: Operations Activity: Joint Powers

ACCOUNT NO.	DESCRIPTION	2007 ACTUAL	2008 ACTUAL	2009 ACTUAL	2010 ADOPTED	2010 Y.T.D.	2010 ESTIMATED	2011 ADOPTED
	Operating Revenues	\$845,732	\$926,047	\$882,732	\$847,200	\$440,296	\$867,800	\$862,700
	Operating Expenses:							
	Personnel Services	\$219,463	\$235,853	\$226,888	\$262,471	\$140,843	\$263,713	\$283,546
	Insurance	\$12,167	\$11,807	\$11,500	\$12,894	\$14,257	\$14,257	\$14,969
	Cost of Service Provided	\$385,370	\$427,567	\$387,059	\$382,200	\$195,466	\$382,200	\$382,200
	Professional Services	\$19,174	\$20,128	\$13,361	\$17,000	\$12,248	\$17,000	\$17,000
	Publishing	\$3,156	\$4,009	\$4,962	\$2,800	\$2,036	\$2,800	\$2,800
	Rental	\$0	\$0	\$0	\$500	\$0	\$500	\$500
	Tipping & Hauling Fees	\$3,150	\$4,125	\$5,025	\$2,500	\$1,875	\$2,500	\$2,500
	Repairs & Maintenance	\$83,662	\$162,654	\$147,073	\$140,250	\$43,728	\$140,260	\$140,250
	Supplies & Materials	\$2,029	\$4,674	\$5,955	\$6,000	\$1,940	\$6,100	\$6,000
	Travel and Conference	\$0	\$0	\$0	\$500	\$0	\$500	\$500
	Utilities	\$20,646	\$26,149	\$19,930	\$26,400	\$14,153	\$26,400	\$26,400
	Depreciation	\$132,376	\$139,488	\$132,416	\$139,488	\$67,975	\$131,416	\$131,416
	Total Operating Expenses	\$881,193	\$1,036,454	\$954,169	\$993,003	\$494,521	\$987,646	\$1,008,081
	Net Operating Income(Loss)	(\$35,461)	(\$110,407)	(\$71,437)	(\$145,803)	(\$54,225)	(\$119,846)	(\$145,381)
	Non-Operating Revenue(Expense)							
	Interest	\$34,494	\$21,215	\$7,340	\$12,000	\$2,369	\$5,700	\$5,800
	Miscellaneous	\$326	\$390	\$746	\$100	\$61	\$220	\$100
	Total Non-Operating Revenues	\$34,820	\$21,605	\$8,086	\$12,100	\$2,430	\$5,920	\$5,900
	Net Income (Loss)	(\$641)	(\$88,802)	(\$63,351)	(\$133,703)	(\$51,795)	(\$113,926)	(\$139,481)

<p style="text-align: center;">JOINT POWERS SOLID WASTE DISPOSAL AND RECYCLING ACCOUNT #637</p>
--

PURPOSE OF THIS DEPARTMENT: Why does this department exist?

The Transfer Station exists to provide environmentally safe solid waste and rubble disposal for the city of Yankton and Yankton County. The Transfer Station also provides for the processing of recyclable materials. The agreement for Joint Powers Solid Waste Disposal was established in April 1994. Construction of the Transfer Station was completed in 1994.

Department Personnel: one Transfer Station Supervisor, one Transfer Station Attendant, one Office Specialist and one Truck Driver.

GOALS OF THIS DEPARTMENT: What will this department attempt to accomplish this year?

The Yankton Transfer and Recycling Station's main goal is to provide a year round recycling center and transfer of solid waste to the Joint Powers Landfill and an all-weather rubble site for the City and County of Yankton. Plans for future expansion needs will provide for additional space for more efficient recycling and separation of construction debris to the transfer station. The key function of the Yankton Transfer facility is to load and transport municipal solid waste (MSW) to the Joint Powers landfill in Clay County, which is 32 miles from Transfer Station. The Joint Powers landfill is a consortium of Yankton County, Clay County, City of Vermillion and the City of Yankton. Of the approximate 32,089 tons disposed at the landfill in Vermillion, 19,964 tons are transferred from Yankton.

OBJECTIVES FOR REACHING OUR GOALS:

- To continue planning for the optimal life span of the existing rubble site in the most cost effective way while not compromising our compliance with federal and state guidelines
- To control incoming waste and process any recyclable materials that are taken to the transfer station
- To maintain accurate records in order to assure the public and regulatory authorities of the safety and efficiency of our facilities
- Continue to receive high ratings for DENR operation reviews

CAPITAL IMPROVEMENTS PLAN: What major pieces of equipment and other items in your department will have to be replaced or purchased in the next five years?

2010	Rubble trench, skid loader, landfill software update, fencing, replace semi
2011	Replace yard tractor, rubble trench
2012	Replace transfer trailer, rubble trench
2013	Replace transfer trailer, rubble trench
2014	Pavement addition and replacement, replace scale, security system, closure

City of Yankton
Adopted 2011 Budget

Fund: Solid Waste Disposal and Recycling		Estimated Revenue				Activity: Joint Powers		
ACCOUNT NO.	DESCRIPTION	2007 ACTUAL	2008 ACTUAL	2009 ACTUAL	2010 ADOPTED	2010 Y.T.D.	2010 ESTIMATED	2011 ADOPTED
637 3610	Interest	\$34,494	\$21,215	\$7,340	\$12,000	\$2,369	\$5,700	\$5,800
637 3640	Compensation for Loss & Damage	\$0	\$0	\$611	\$0	\$0	\$0	\$0
637 3822	Cash Long	\$168	\$269	(\$10)	\$0	\$0	\$120	\$0
637 3840	Misc. - Non taxable	\$158	\$121	\$145	\$100	\$61	\$100	\$100
	Total Nonoperating Revenue	\$34,820	\$21,605	\$8,086	\$12,100	\$2,430	\$5,920	\$5,900
637 3850	Rubble	\$34,831	\$33,297	\$46,008	\$35,000	\$20,285	\$35,000	\$35,000
637 3860	Landfill-Transfer Fees	\$698,019	\$766,012	\$734,016	\$710,000	\$361,899	\$725,000	\$725,000
637 3870	Scrap Metals	\$2,346	\$2,222	\$1,979	\$1,000	\$2,842	\$1,600	\$1,500
637 3872	Aluminum	\$1,479	\$1,970	\$1,253	\$1,200	\$1,075	\$1,200	\$1,200
637 3873	Newspaper	\$21,500	\$30,917	\$19,575	\$20,000	\$7,087	\$20,000	\$20,000
637 3874	Cardboard	\$27,680	\$25,605	\$11,972	\$15,000	\$16,564	\$20,000	\$15,000
637 3879	Tipping Fee-Recycling	\$59,877	\$66,024	\$67,929	\$65,000	\$30,544	\$65,000	\$65,000
	Total Operating Revenue	\$845,732	\$926,047	\$882,732	\$847,200	\$440,296	\$867,800	\$862,700

City of Yankton
Adopted 2011 Budget

Fund: Solid Waste Disposal and Recycling Function: Operating Expenses Activity: Joint Powers
Transfer Station

ACCOUNT NO.	DESCRIPTION	2007 ACTUAL	2008 ACTUAL	2009 ACTUAL	2010 ADOPTED	2010 Y.T.D.	2010 ESTIMATED	2011 ADOPTED
637 637 101	Regular Wages	\$135,577	\$155,551	\$144,061	\$165,583	\$86,482	\$165,583	\$171,759
637 637 102	Temporary Wages	\$10,129	\$0	\$5,211	\$4,500	\$3,430	\$4,500	\$4,500
637 637 103	Overtime Wages	\$8,947	\$10,321	\$10,069	\$6,500	\$6,979	\$7,000	\$6,500
637 637 111	OASI	\$11,615	\$12,376	\$11,835	\$13,509	\$7,203	\$13,509	\$13,981
637 637 121	Retirement	\$8,671	\$9,939	\$9,248	\$10,325	\$5,608	\$10,325	\$10,696
637 637 131	Worker's Compensation	\$3,134	\$2,528	\$2,580	\$2,835	\$2,641	\$2,835	\$2,977
637 637 132	Group Insurance	\$21,812	\$26,458	\$27,258	\$28,007	\$16,443	\$28,007	\$32,208
637 637 133	Unemployment Insurance	\$83	\$170	\$256	\$328	\$739	\$739	\$776
	Subtotal Personnel Services	\$199,968	\$217,343	\$210,518	\$231,587	\$129,525	\$232,498	\$243,397
							\$0	
637 637 201	Insurance	\$12,003	\$11,618	\$11,318	\$12,688	\$14,029	\$14,029	\$14,730
637 637 202	Professional Services & Fees	\$13,307	\$12,088	\$8,418	\$17,000	\$12,248	\$17,000	\$17,000
637 637 204	Professional Services - Legal	\$0	\$0	\$0	\$0	\$0	\$0	\$0
637 637 206	Cost of Service Provided	\$334,711	\$369,075	\$354,259	\$346,000	\$170,741	\$346,000	\$346,000
637 637 211	Publishing & Advertising	\$279	\$714	\$1,256	\$300	\$139	\$300	\$300
637 637 212	Rental	\$0	\$0	\$0	\$500	\$0	\$500	\$500
637 637 220	Labor Equipment and Material Charges	\$7,582	\$10,564	\$8,225	\$5,000	\$2,497	\$5,000	\$5,000
637 637 221	Rep. & Maint. - Equip./Facil.	\$1,071	\$7,156	\$23,378	\$6,000	\$1,757	\$6,000	\$6,000
637 637 222	Rep. & Maint. - Vehicles	\$245	\$21,506	\$584	\$20,000	\$1,985	\$20,000	\$20,000
637 637 223	Rep. & Maint. - Buildings	\$2,153	\$5,559	\$5,934	\$14,000	\$575	\$14,000	\$14,000
637 637 224	Rep. & Maint. - Central Garage	\$71,338	\$115,885	\$104,736	\$90,000	\$36,777	\$90,000	\$90,000
637 637 231	Postage	\$297	\$369	\$351	\$500	\$213	\$500	\$500
637 637 232	Office Supplies	\$1,038	\$1,899	\$2,277	\$2,000	\$578	\$2,000	\$2,000
637 637 234	Copies	\$33	\$59	\$31	\$50	\$9	\$50	\$50
637 637 240	Operating Supplies & Materials	\$108	\$1,066	\$1,032	\$800	\$876	\$900	\$800
637 637 241	Agricultural Supplies	\$0	\$0	\$123	\$100	\$0	\$100	\$100
637 637 244	Uniforms	\$0	\$120	\$219	\$250	\$80	\$250	\$250
637 637 247	Small Tools & Hardware	\$0	\$40	\$32	\$100	\$0	\$100	\$100
637 637 265	Travel and Training	\$0	\$0	\$0	\$500	\$0	\$500	\$500
637 637 271	Telephone	\$738	\$742	\$1,090	\$900	\$539	\$900	\$900
637 637 272	Electricity	\$6,328	\$6,943	\$6,036	\$8,000	\$3,271	\$8,000	\$8,000
637 637 273	Fuel - Heating	\$12,489	\$17,322	\$11,503	\$16,000	\$9,714	\$16,000	\$16,000
637 637 274	Water Service	\$658	\$700	\$778	\$800	\$391	\$800	\$800
637 637 275	Sewer Service	\$282	\$285	\$358	\$500	\$152	\$500	\$500
637 637 276	Landfill	\$151	\$157	\$165	\$200	\$86	\$200	\$200
637 637 291	Depreciation	\$99,721	\$106,833	\$95,913	\$106,833	\$50,686	\$95,913	\$95,913
	Subtotal Other Current Expenditures	\$564,532	\$690,700	\$638,016	\$649,021	\$307,343	\$639,542	\$640,143
	Total Operating Expenses	\$764,500	\$908,043	\$848,534	\$880,608	\$436,868	\$872,040	\$883,540

City of Yankton
Adopted 2011 Budget

Fund: Solid Waste Disposal and Recycling

Function: Operating Expenses
Recycling Center-Yankton

Activity: Joint Powers

ACCOUNT NO.	DESCRIPTION	2007 ACTUAL	2008 ACTUAL	2009 ACTUAL	2010 ADOPTED	2010 Y.T.D.	2010 ESTIMATED	2011 ADOPTED
637 638 101	Regular Wages	\$14,428	\$13,949	\$11,645	\$22,350	\$8,023	\$22,350	\$30,002
637 638 102	Temporary Wages	\$0	\$0	\$0	\$2,000	\$0	\$2,000	\$2,000
637 638 103	Overtime Wages	\$446	\$400	\$631	\$200	\$401	\$401	\$200
637 638 111	OASI	\$1,133	\$1,084	\$905	\$1,878	\$636	\$1,893	\$2,463
637 638 121	Retirement	\$892	\$848	\$737	\$1,353	\$505	\$1,365	\$1,812
637 638 132	Group Insurance	\$2,587	\$2,212	\$2,421	\$3,056	\$1,681	\$3,056	\$3,514
637 638 133	Unemployment Insurance	\$9	\$17	\$31	\$47	\$72	\$150	\$158
	Subtotal Personnel Services	\$19,495	\$18,510	\$16,370	\$30,884	\$11,318	\$31,215	\$40,149
637 638 201	Insurance	\$164	\$189	\$182	\$206	\$228	\$228	\$239
637 638 202	Professional Services & Fees	\$5,867	\$8,040	\$4,943	\$0	\$0	\$0	\$0
637 638 206	Cost of Service Provided	\$50,659	\$58,492	\$32,800	\$36,200	\$24,725	\$36,200	\$36,200
637 638 211	Publishing & Advertising	\$2,877	\$3,295	\$3,706	\$2,500	\$1,897	\$2,500	\$2,500
637 638 214	Transportation to Vermillion	\$3,150	\$4,125	\$5,025	\$2,500	\$1,875	\$2,500	\$2,500
637 638 215	Processing Recyclables	\$209	\$489	\$234	\$1,000	\$89	\$1,000	\$1,000
637 638 221	Rep. & Maint. - Equip./Facil.	\$394	\$312	\$1,045	\$1,250	\$48	\$1,250	\$1,250
637 638 222	Rep. & Maint. - Vehicles	\$0	\$0	\$2,085	\$0	\$0	\$0	\$0
637 638 224	Rep. & Maint. - Central Garage	\$670	\$1,183	\$852	\$3,000	\$675	\$3,000	\$3,000
637 638 231	Postage	\$405	\$530	\$0	\$1,000	\$0	\$1,000	\$1,000
637 638 232	Office Supplies	\$148	\$579	\$1,772	\$1,000	\$184	\$1,000	\$1,000
637 638 234	Copies	\$98	\$0	\$100	\$200	\$0	\$200	\$200
637 638 244	Uniforms	\$0	\$12	\$18	\$0	\$0	\$0	\$0
637 638 291	Depreciation	\$32,655	\$32,655	\$36,503	\$32,655	\$17,289	\$35,503	\$35,503
	Subtotal Other Current Expenditures	\$97,296	\$109,901	\$89,265	\$81,511	\$47,010	\$84,391	\$84,392
	Total Operating Expenses	\$116,791	\$128,411	\$105,635	\$112,395	\$58,328	\$115,606	\$124,541

City of Yankton
Adopted 2011 Budget

Fund: Solid Waste Disposal and Recycling Function: Capital Activity: Joint Powers

ACCOUNT NO.	DESCRIPTION	2007 ACTUAL	2008 ACTUAL	2009 ACTUAL	2010 ADOPTED	2010 Y.T.D.	2010 ESTIMATED	2011 ADOPTED
	Revenues:							
	Net Income(Loss)	(\$641)	(\$88,802)	(\$63,351)	(\$133,703)	(\$51,795)	(\$113,926)	(\$139,481)
	Depreciation	\$132,376	\$139,488	\$132,416	\$139,488	\$67,975	\$131,416	\$131,416
	Beginning Balance	\$736,878	\$659,980	\$652,195	\$167,657	\$554,859	\$554,859	\$343,541
	Total Funds Available	\$868,613	\$710,666	\$721,260	\$173,442	\$571,039	\$572,349	\$335,476
	Application of Funds Available:							
	Equity Transfer to Vermillion	\$0	\$0	\$0	\$0	\$0	\$0	\$0
	Equipment	\$189,800	\$58,471	\$165,606	\$186,808	\$70,327	\$228,808	\$156,807
	Total Applied	\$189,800	\$58,471	\$165,606	\$186,808	\$70,327	\$228,808	\$156,807
	Due From / Due To Account Adjustment	(\$18,833)	\$0	(\$795)	\$0	\$0	\$0	\$0
	Ending Balance	\$659,980	\$652,195	\$554,859	(\$13,366)	\$500,712	\$343,541	\$178,669

City of Yankton
Adopted 2011 Budget

Fund: Solid Waste Disposal and Recycling Function: Capital Activity: Joint Powers

ACCOUNT NO.	DESCRIPTION	2007 ACTUAL	2008 ACTUAL	2009 ACTUAL	2010 ADOPTED	2010 Y.T.D.	2010 ESTIMATED	2011 ADOPTED
637 637 350	Transfer Station Equipment	\$152,993	\$20,800	\$0	\$115,000	\$51,924	\$145,000	\$75,000
637 637 390	Trench Excavation / Closure	\$0	\$156	\$51,916	\$35,000	\$0	\$47,000	\$45,000
637 638 411	Building Addition Interest	\$11,999	\$11,186	\$10,410	\$9,682	\$4,941	\$9,682	\$8,861
637 638 441	Building Addition Principal	\$24,808	\$26,329	\$26,330	\$27,126	\$13,462	\$27,126	\$27,946
637 638 350	Recycling Center Equipment	\$0	\$0	\$76,950	\$0	\$0	\$0	\$0
	Total Capital Outlay	\$189,800	\$58,471	\$165,606	\$186,808	\$70,327	\$228,808	\$156,807

FOX RUN GOLF COURSE

ACCOUNT #641

PURPOSE OF THIS DEPARTMENT: Why does this department exist?

The Mission of the division is to enhance the quality of life for the citizens of Yankton and the surrounding area by providing a well-maintained and well-operated 18-hole golf course, club-house, pro-shop, and practice range; as well as promoting events and tournaments, to serve a population with varied characteristics, interests, and needs.

Department Personnel: one Course Superintendent, one Equipment Operator, one PGA Pro / Clubhouse Manager, one Assistant Clubhouse Manager and approximately thirty seasonal workers.

GOALS OF THIS DEPARTMENT: What will this division attempt to accomplish this year?

- 1 Maintain an aesthetically pleasing course, which leaves a positive, lasting first impression that generates a usable facility for the community
-

OBJECTIVES FOR REACHING OUR GOALS:

- 1a Operate the facility with a balanced budget including capital improvements
 - 2a Identify baseline ratings for user satisfaction
-

CAPITAL IMPROVEMENTS PLAN: What equipment and other items in your department will have to be replaced or purchased in the next five years?

- 2010 Replace irrigation control system and pumps, north well, greens mower, utility carts, tv replacement
- 2011 Greens brush thatcher, groomer cassette attachment, outfront mower, fairway spreader, vicon spreader, Cushman core harvester
- 2012 fairway mower, Toro to dresser
- 2013 Bunker sand trap rake, greens mower, utility cart, fairway mower, ball picker.
- 2014 Utility cart, fairway mower

City of Yankton
Adopted 2011 Budget

Fund: Golf Course		Function: Operations				Activity: Park & Recreation		
ACCOUNT NO.	DESCRIPTION	2007 ACTUAL	2008 ACTUAL	2009 ACTUAL	2010 ADOPTED	2010 Y.T.D.	2010 ESTIMATED	2011 ADOPTED
	Operating Revenues	\$1,302,625	\$805,514	\$863,865	\$857,400	\$485,813	\$920,890	\$907,500
	Operating Expenses:							
	Personnel Services	\$281,721	\$321,002	\$302,850	\$342,590	\$167,820	\$331,518	\$347,410
	Insurance	\$4,851	\$4,629	\$4,417	\$4,982	\$5,509	\$5,509	\$5,784
	Professional Services	\$14,494	\$12,786	\$16,621	\$14,770	\$8,893	\$17,550	\$17,550
	Publishing	\$0	\$0	\$0	\$0	\$0	\$0	\$0
	Repairs & Maintenance	\$46,247	\$63,758	\$62,573	\$48,200	\$15,783	\$51,300	\$51,300
	Supplies & Materials	\$301,174	\$322,207	\$330,990	\$316,800	\$205,223	\$327,311	\$343,600
	Travel & Conference	\$1,894	\$2,061	\$1,727	\$2,800	\$1,127	\$2,800	\$2,800
	Utilities	\$29,339	\$34,267	\$28,028	\$34,850	\$12,377	\$35,350	\$35,350
	Billing & Administration	\$55,684	\$58,579	\$61,625	\$63,474	\$31,737	\$63,474	\$65,378
	Depreciation	\$62,686	\$68,054	\$60,886	\$68,054	\$32,235	\$60,886	\$60,866
	Total Operating Expenses	\$798,090	\$887,343	\$869,717	\$896,520	\$480,704	\$895,698	\$930,038
	Net Operating Income(Loss)	\$504,535	(\$81,829)	(\$5,852)	(\$39,120)	\$5,109	\$25,192	(\$22,538)
	Non-Operating Revenue(Expense)							
	Interest	\$39,524	\$6,159	\$986	\$0	\$174	\$200	\$0
	Miscellaneous	\$501	\$7	(\$9)	\$0	\$0	\$0	\$0
	Decrease in fair value of investments	\$0	\$0	\$0	\$0	\$0	\$0	\$0
	Interest & Fiscal Charges	\$0	(\$1,000)	\$0	\$0	\$0	\$0	\$0
	Loss on Assets	\$0	\$0	\$0	\$0	\$0	\$0	\$0
	Bond Issuance Cost	\$0	\$0	\$0	\$0	\$0	\$0	\$0
	Gain on disposition of Assets	\$1,000	\$98	\$7,208	\$0	\$0	\$0	\$0
	Donations from Private	\$0	\$0	\$0	\$0	\$0	\$0	\$0
	Nonoperating Income	\$41,025	\$5,264	\$8,185	\$0	\$174	\$200	\$0
	Net Income (loss)	\$545,560	(\$76,565)	\$2,333	(\$39,120)	\$5,283	\$25,392	(\$22,538)

City of Yankton
Adopted 2011 Budget

Fund: Golf Course		Estimated Revenue				Activity: Parks & Recreation		
ACCOUNT NO.	DESCRIPTION	2007 ACTUAL	2008 ACTUAL	2009 ACTUAL	2010 ADOPTED	2010 Y.T.D.	2010 ESTIMATED	2011 ADOPTED
641 3610	Interest	\$39,524	\$6,159	\$986	\$0	\$174	\$200	\$0
641 3612	Sale of Fixed Assets	\$1,000	\$98	\$0	\$0	\$0	\$0	\$0
641 3640	Compensation Loss & Damage	\$0	\$0	\$7,208	\$0	\$0	\$0	\$0
641 3690	Miscellaneous	\$1	\$7	(\$9)	\$0	\$0	\$0	\$0
	Total Nonoperating Revenue	\$40,525	\$6,264	\$8,185	\$0	\$174	\$200	\$0
641 3701	Cash Long	\$201	\$224	\$1,362	\$1,000	\$607	\$1,000	\$1,000
641 3710	Prepared Food	\$34,703	\$35,120	\$40,471	\$43,500	\$14,007	\$43,500	\$43,500
641 3714	Pre-Packaged Food	\$8,299	\$10,072	\$10,199	\$10,500	\$2,971	\$11,000	\$10,500
641 3716	Cigarettes	\$413	\$143	\$0	\$0	\$0	\$0	\$0
641 3718	Beer	\$80,155	\$81,224	\$91,416	\$85,000	\$36,186	\$99,000	\$95,000
641 3720	Pop	\$17,833	\$25,884	\$28,627	\$28,000	\$10,127	\$30,000	\$31,000
641 3722	Fountain Pop	\$7,652	\$686	\$0	\$0	\$0	\$0	\$0
641 3724	Coffee	\$1,590	\$147	\$0	\$0	\$0	\$0	\$0
641 3740	Season Pass	\$150,985	\$171,797	\$173,960	\$171,000	\$195,540	\$195,540	\$190,000
641 3742	Greens Fees-Weekends/Holidays	\$84,211	\$74,608	\$91,608	\$91,000	\$30,412	\$95,000	\$91,000
641 3743	Greens Fees-Non-Taxable	\$0	\$0	\$0	\$0	\$1,992	\$3,000	\$3,000
641 3744	Greens Fees-Weekdays	\$55,225	\$54,126	\$59,298	\$59,000	\$15,022	\$64,000	\$64,000
641 3745	Greens Fees-Debt Service	\$5,949	\$8,341	\$5,963	\$9,000	\$1	\$0	\$0
641 3746	Golf Car Rental	\$72,398	\$69,478	\$83,499	\$77,000	\$34,352	\$87,000	\$87,000
641 3749	Golf Car Storage	\$18,655	\$19,814	\$20,029	\$20,500	\$21,196	\$21,500	\$21,500
641 3750	Trail Fees	\$23,821	\$19,249	\$22,039	\$23,000	\$24,114	\$25,000	\$25,000
641 3752	Pull Cart Rental	\$481	\$1,302	\$600	\$1,100	\$236	\$600	\$600
641 3753	Golf Club Rental	\$352	\$262	\$4,276	\$500	\$218	\$500	\$500
641 3754	Driving Range	\$17,237	\$15,429	\$18,357	\$19,500	\$8,446	\$18,400	\$18,400
641 3755	Driving Range Non-Taxable	\$0	\$0	\$0	\$0	\$1,198	\$2,500	\$2,500
641 3756	Handicapping	\$6,926	\$7,605	\$8,425	\$7,600	\$8,487	\$8,500	\$8,500
641 3760	Golf Balls	\$24,954	\$26,695	\$27,618	\$29,000	\$9,210	\$29,000	\$29,000
641 3762	Gloves	\$8,309	\$7,654	\$5,880	\$9,000	\$1,785	\$6,500	\$6,500
641 3764	Golf Caps/Visors	\$7,997	\$6,851	\$5,901	\$8,500	\$2,084	\$7,000	\$7,000
641 3766	Merchandise	\$48,069	\$58,165	\$59,419	\$51,500	\$13,200	\$60,000	\$60,000
641 3767	Merchandise Non-Taxable	\$0	\$0	\$0	\$0	\$2,220	\$4,000	\$4,000
641 3768	Golf Equipment	\$93,342	\$88,196	\$84,592	\$93,000	\$34,953	\$85,000	\$85,000
641 3770	Miscellaneous Merchandise	\$8,172	\$1,616	\$859	\$1,000	\$0	\$0	\$0
641 3783	Tournament Fee (Non taxable)	\$0	\$1,749	\$506	\$0	\$0	\$0	\$0
641 3784	Leagues	\$211	\$2,294	\$1,930	\$0	\$0	\$0	\$0
641 3788	Junior Golf Program	\$3,790	\$3,466	\$3,578	\$4,000	\$0	\$3,600	\$3,600
641 3790	Club Repairs	\$140	\$175	\$167	\$200	\$0	\$200	\$200
641 3792	Lessons	\$2,513	\$1,614	\$2,215	\$2,000	\$506	\$2,200	\$2,200
641 3793	Golf Cart Ads	\$1,372	\$11,528	\$11,071	\$12,000	\$17,350	\$17,350	\$17,000
641 3926	Equity Transfer TID	\$516,670	\$0	\$0	\$0	\$0	\$0	\$0
	Total Operating Revenue	\$1,302,625	\$805,514	\$863,865	\$857,400	\$485,813	\$920,890	\$907,500

City of Yankton
Adopted 2011 Budget

Fund: Golf Course		Operating Expenses				Activity: Parks & Recreation		
ACCOUNT NO.	DESCRIPTION	2007 ACTUAL	2008 ACTUAL	2009 ACTUAL	2010 ADOPTED	2010 Y.T.D.	2010 ESTIMATED	2011 ADOPTED
641 641 101	Regular Wages	\$146,084	\$174,929	\$180,420	\$194,508	\$97,251	\$194,508	\$201,763
641 641 102	Temporary Wages	\$89,651	\$90,923	\$66,718	\$81,000	\$36,973	\$70,000	\$73,000
641 641 103	Overtime Wages	\$0	\$0	\$0	\$500	\$0	\$500	\$500
641 641 111	OASI	\$17,871	\$20,137	\$18,675	\$21,115	\$10,133	\$20,273	\$21,058
641 641 121	Retirement	\$8,765	\$10,496	\$10,825	\$11,700	\$5,835	\$11,700	\$12,136
641 641 131	Worker's Comp	\$2,735	\$2,206	\$2,252	\$6,001	\$2,304	\$6,001	\$6,301
641 641 132	Group Insurance	\$16,376	\$21,855	\$23,477	\$26,886	\$14,215	\$26,886	\$30,919
641 641 133	Unemployment Insurance	\$239	\$456	\$483	\$880	\$1,109	\$1,650	\$1,733
	Subtotal Personnel Services	\$281,721	\$321,002	\$302,850	\$342,590	\$167,820	\$331,518	\$347,410
641 641 201	Insurance	\$4,851	\$4,629	\$4,417	\$4,982	\$5,509	\$5,509	\$5,784
641 641 202	Professional Services	\$352	\$117	\$339	\$120	\$196	\$400	\$400
641 641 203	Bank Card Discounts	\$3,589	\$4,235	\$8,808	\$6,000	\$4,040	\$9,000	\$9,000
641 641 204	Contracted Services-Operations	\$5,508	\$3,908	\$4,501	\$4,000	\$2,841	\$4,500	\$4,500
641 641 209	Licenses	\$385	\$605	\$535	\$650	\$15	\$650	\$650
641 641 210	Promotional	\$700	\$689	\$0	\$1,000	\$0	\$0	\$0
641 641 211	Advertising	\$3,960	\$3,232	\$2,438	\$3,000	\$1,801	\$3,000	\$3,000
641 641 221	Repairs & Maint.-Equipment	\$11,282	\$16,405	\$29,512	\$12,000	\$6,189	\$12,000	\$12,000
641 641 222	Repairs & Maint.-Vehicles	\$13	\$0	\$0	\$200	\$214	\$300	\$300
641 641 223	Repairs & Maint.-Buildings	\$21,619	\$33,922	\$21,176	\$20,000	\$5,867	\$25,000	\$25,000
641 641 224	Repairs & Maint.-Central Garage	\$13,333	\$13,431	\$11,885	\$16,000	\$3,513	\$14,000	\$14,000
641 641 231	Postage	\$1,295	\$1,150	\$1,003	\$1,200	\$309	\$1,200	\$1,200
641 641 232	Office Supplies	\$1,722	\$764	\$1,134	\$1,200	\$263	\$1,200	\$1,200
641 641 233	Printing & Binding	\$1,092	\$178	\$406	\$900	\$0	\$900	\$900
641 641 234	Copies	\$15	\$123	\$41	\$125	\$0	\$125	\$125
641 641 235	Subscriptions & Publications	\$50	\$30	\$0	\$75	\$0	\$75	\$75
641 641 236	Janitorial Supplies	\$3,779	\$3,853	\$3,505	\$4,200	\$1,508	\$4,200	\$4,200
641 641 240	Chemicals & Gases	\$29,164	\$39,212	\$35,732	\$32,500	\$18,430	\$38,000	\$38,000
641 641 241	Agricultural Supplies	\$3,192	\$6,171	\$11,718	\$6,000	\$2,384	\$10,000	\$10,000
641 641 242	Recreation Supplies	\$6,505	\$7,258	\$3,261	\$4,500	\$2,865	\$4,500	\$4,500
641 641 243	Medical & Safety Supplies	\$16	\$5	\$25	\$100	\$0	\$100	\$100
641 641 244	Uniforms & Dry Goods	\$415	\$515	\$260	\$500	\$0	\$500	\$500
641 641 247	Small Tools & Hardware	\$880	\$312	\$269	\$1,000	\$49	\$800	\$800
641 641 261	Membership Dues	\$636	\$636	\$646	\$800	\$446	\$800	\$800
641 641 265	Conferences & Meetings	\$1,258	\$1,425	\$1,081	\$2,000	\$1,127	\$2,000	\$2,000
641 641 271	Telephone	\$2,545	\$2,528	\$1,918	\$2,800	\$946	\$2,500	\$2,500
641 641 272	Electricity	\$18,222	\$21,069	\$17,334	\$21,000	\$7,082	\$21,000	\$21,000
641 641 273	Fuel-Heating	\$5,430	\$7,263	\$5,030	\$6,000	\$3,163	\$7,000	\$7,000
641 641 274	Water Service	\$1,121	\$1,633	\$1,674	\$2,000	\$669	\$2,000	\$2,000

City of Yankton
Adopted 2011 Budget

Fund: Golf Course		Operating Expenses				Activity: Parks & Recreation		
ACCOUNT NO.	DESCRIPTION	2007 ACTUAL	2008 ACTUAL	2009 ACTUAL	2010 ADOPTED	2010 Y.T.D.	2010 ESTIMATED	2011 ADOPTED
641 641 275	Sewer Service	\$1,009	\$1,280	\$1,529	\$1,800	\$517	\$1,800	\$1,800
641 641 276	Landfill	\$1,012	\$494	\$543	\$1,200	\$0	\$1,000	\$1,000
641 641 277	Rubble	\$0	\$0	\$0	\$50	\$0	\$50	\$50
641 641 281	Billing and Administration	\$55,684	\$58,579	\$61,625	\$63,474	\$31,737	\$63,474	\$65,378
641 641 291	Depreciation	\$62,686	\$68,054	\$60,886	\$68,054	\$32,235	\$60,886	\$60,866
	Subtotal Other Current Expenditures	\$263,320	\$303,705	\$293,231	\$289,430	\$133,915	\$298,469	\$300,628
641 641 701	Cash Short	\$378	\$211	\$918	\$1,000	\$281	\$1,000	\$1,000
641 641 710	Entree	\$24,059	\$27,639	\$26,204	\$27,000	\$12,163	\$27,000	\$27,000
641 641 714	Candy	\$4,860	\$4,295	\$4,189	\$5,500	\$2,369	\$4,500	\$4,500
641 641 716	Cigarettes	\$82	\$0	\$0	\$0	\$0	\$0	\$0
641 641 718	Beer	\$26,432	\$28,233	\$29,752	\$29,000	\$16,765	\$30,000	\$30,000
641 641 720	Beverages	\$15,840	\$12,795	\$12,867	\$16,000	\$6,726	\$14,000	\$14,000
641 641 722	Drinks	\$240	\$61	\$22	\$0	\$0	\$0	\$0
641 641 724	Coffee	\$59	\$95	\$7	\$0	\$0	\$0	\$0
641 641 746	Golf Car Rental	\$29,508	\$32,489	\$34,969	\$32,500	\$25,115	\$35,000	\$35,000
641 641 749	Reimbursement-Golf Shed Rental	\$0	\$0	\$0	\$500	\$0	\$0	\$0
641 641 752	Pull Carts - Rental	\$0	\$0	\$0	\$500	\$0	\$0	\$0
641 641 754	Driving Range	\$996	\$3,256	\$110	\$4,000	\$2,887	\$3,000	\$3,000
641 641 756	Handicapping	\$6,361	\$7,150	\$7,056	\$7,500	\$6,526	\$7,500	\$7,500
641 641 760	Golf Balls	\$19,728	\$19,642	\$22,202	\$20,000	\$15,789	\$20,000	\$20,000
641 641 762	Gloves	\$4,310	\$3,717	\$3,768	\$4,000	\$1,995	\$4,000	\$4,000
641 641 764	Golf Caps/Visors	\$4,351	\$4,553	\$4,125	\$5,000	\$5,531	\$5,531	\$4,000
641 641 766	Merchandise	\$49,370	\$49,170	\$52,121	\$45,000	\$32,602	\$45,000	\$55,000
641 641 768	Golf Equipment	\$69,575	\$66,792	\$73,036	\$64,000	\$50,486	\$65,000	\$73,000
641 641 770	Miscellaneous Merchandise	\$0	\$0	\$0	\$500	\$180	\$180	\$0
641 641 784	Leagues	\$0	\$0	\$0	\$500	\$0	\$0	\$0
641 641 788	Junior Golf Program	\$1,649	\$1,339	\$0	\$1,500	\$0	\$1,500	\$1,500
641 641 790	Club Repairs	\$0	\$0	\$0	\$0	\$0	\$0	\$0
641 641 791	Miscellaneous	(\$4,749)	\$1,199	\$2,290	\$0	\$0	\$2,500	\$2,500
641 641 792	Lessons	\$0	\$0	\$0	\$500	\$0	\$0	\$0
	Subtotal Resale Expenditures	\$253,049	\$262,636	\$273,636	\$264,500	\$179,415	\$265,711	\$282,000
	Total Operating Expenditures	\$798,090	\$887,343	\$869,717	\$896,520	\$481,150	\$895,698	\$930,038

<p style="text-align: center;">CENTRAL GARAGE ACCOUNT #801</p>
--

PURPOSE OF THIS DEPARTMENT: Why does this department exist?

Provide a quick and effective customer service response for the proper maintenance of the city's fleet of vehicles and mobile equipment.

Department Personnel: one Fleet Supervisor and one Fleet Mechanic.

GOALS OF THIS DEPARTMENT: What will this department attempt to accomplish this year?

- 1 Provide a cost effective operation for maintenance services
-

OBJECTIVES FOR REACHING OUR GOALS:

- 1a Provide services and times comparable with private market
-

CAPITAL IMPROVEMENTS PLAN: What major pieces of equipment and other items in your department will have to be replaced or purchased in the next five years?

- 2010 Fueling system upgrade, power washer
- 2011 Hydraulic jacks, hoist
- 2012 Painting and landscaping, rehab windows, doors, and interior
- 2013 Fencing and gate replacement
- 2014 Vehicle wash facility, plumbing and floor replacement

CITY OF YANKTON
FIVE YEAR CAPITAL IMPROVEMENT PLAN
FISCAL YEARS 2010 – 2014





CITY OF YANKTON



FIVE YEAR CAPITAL IMPROVEMENT PLAN

FISCAL YEARS 2010 – 2014






INTRODUCTION



The Fiscal Year 2008-2012 Capital Improvement Plan (CIP) is an update of the City's annual capital improvement planning process. The five-year plan provides a schedule for capital projects and identifies funding sources.

The CIP is vital to the City of Yankton. It is a plan for physical improvements to public facilities / infrastructure and the purchase of capital equipment. The plan additionally has a positive economic impact on the local economy. The City Commission has recognized the importance of this planning process and annually engages in the preparation, review and adoption of the Capital Improvement Plan. Public meetings are held annually to review the five-year plan.

The five-year CIP is revised annually to include new projects, reflect changes in priorities and to extend the plan an additional year. The first year of the plan is the current year and is adjusted throughout the year as needs dictate or when changes are made to existing approved projects.

Legend

-  **100 Series – General Fund**
-  **200 Series – Special Revenues**
-  **500 Series – Capital Projects**
-  **600 Series – Enterprise Fund**
-  **800 series – Internal Services**

-  **Recent Changes to the Plan – Increases or Funding Changes**
-  **Recent Changes to the Plan - Decreases**

CITY OF YANKTON
FIVE YEAR CAPITAL IMPROVEMENT PLAN

DEPARTMENT	DESCRIPTION	2010	2011	2012	2013	2014	TOTAL
CITY MANAGER'S OFFICE 101.102.xxx	OFFICE FURNITURE / EQUIPMENT	\$1,000	\$1,000	\$1,000	\$1,000	\$1,000	\$5,000
	TOTAL	\$1,000	\$1,000	\$1,000	\$1,000	\$1,000	\$5,000
	GENERAL	\$1,000	\$1,000	\$1,000	\$1,000	\$1,000	\$5,000
FINANCE 101.104.xxx	OFFICE FURNITURE / EQUIPMENT	\$1,000	\$1,000	\$1,000	\$1,000	\$1,000	\$5,000
	TOTAL	\$1,000	\$1,000	\$1,000	\$1,000	\$1,000	\$5,000
	GENERAL	\$1,000	\$1,000	\$1,000	\$1,000	\$1,000	\$5,000
INFORMATION SERVICES 101.105.xxx	SERVER & COMPUTER EQUIPMENT	\$36,000	\$25,000	\$25,000	\$25,000	\$25,000	\$136,000
	AS400 REPLACEMENT OR PC SYSTEM CONVERSION	\$0	\$0	\$15,000	\$15,000	\$0	\$30,000
	OFFICE FURNITURE / EQUIPMENT	\$1,000	\$1,000	\$1,000	\$1,000	\$1,000	\$5,000
	PLOTTER / PRINTER REPLACEMENT	\$16,000	\$2,000	\$2,000	\$2,000	\$2,000	\$24,000
	WIDE FORMAT SCANNER	\$0	\$0	\$16,000	\$0	\$0	\$16,000
	TECHNOLOGY EQUIPMENT	\$1,000	\$1,000	\$1,000	\$1,000	\$1,000	\$5,000
	PEG CHANNEL / COMMUNITY MEETING ROOM EQUIPMENT	\$15,000	\$0	\$0	\$0	\$0	\$15,000
	SOFTWARE UPGRADE / MAINTENANCE	\$2,000	\$2,000	\$2,000	\$2,000	\$2,000	\$10,000
	TOTAL	\$71,000	\$31,000	\$62,000	\$46,000	\$31,000	\$241,000
	GENERAL	\$71,000	\$31,000	\$62,000	\$46,000	\$31,000	\$241,000
COMMUNITY DEVELOPMENT 101.106.xxx	VEHICLE REPLACEMENT	\$0	\$0	\$0	\$20,000	\$0	\$20,000
	OFFICE FURNITURE / EQUIPMENT	\$1,000	\$0	\$1,000	\$0	\$1,000	\$3,000
	PIN LOCATOR	\$0	\$0	\$900	\$0	\$0	\$900
	TOTAL	\$1,000	\$0	\$1,900	\$20,000	\$1,000	\$23,000
	GENERAL	\$1,000	\$0	\$1,900	\$20,000	\$1,000	\$23,000

CITY OF YANKTON
FIVE YEAR CAPITAL IMPROVEMENT PLAN

DEPARTMENT	DESCRIPTION	2010	2011	2012	2013	2014	TOTAL	
POLICE 101.111.xxx	RANGE UPGRADE	\$2,000	\$2,000	\$2,000	\$3,000	\$3,000	\$12,000	
	VEHICLE REPLACEMENTS	\$88,500	\$100,000	\$100,000	\$100,000	\$100,000	\$488,500	
	PROTECTIVE VESTS	\$7,000	\$7,000	\$7,000	\$10,000	\$10,000	\$41,000	
	K-9 DOG UNIT	\$3,000	\$0	\$0	\$15,000	\$15,000	\$33,000	
	SPECIAL RESPONSE TEAM EQUIPMENT	\$4,000	\$5,000	\$5,000	\$6,000	\$6,000	\$26,000	
	SHOTGUNS	\$0	\$5,000	\$0	\$0	\$0	\$5,000	
	TASERS	\$2,000	\$2,000	\$2,000	\$2,000	\$2,000	\$10,000	
	VIDEO CAMERA AND RECORDER-PATROL CARS	\$16,000	\$8,000	\$8,000	\$8,000	\$8,000	\$48,000	
	PORTABLE RADIOS	\$9,000	\$9,000	\$9,000	\$9,000	\$9,000	\$45,000	
	IN CAR COMPUTERS	\$64,537	\$5,000	\$5,000	\$5,000	\$5,000	\$84,537	
	REPLACE RADAR	\$5,000	\$5,000	\$5,000	\$6,000	\$6,000	\$27,000	
	FURNITURE	\$0	\$2,500	\$2,500	\$2,500	\$2,500	\$10,000	
	TELETYPE	\$3,000	\$3,000	\$3,000	\$3,000	\$3,000	\$15,000	
	DETECTIVE EQUIPMENT	\$3,000	\$3,000	\$3,000	\$4,000	\$4,000	\$17,000	
	CAMERAS	\$500	\$0	\$0	\$1,000	\$1,000	\$2,500	
	WEAPONS	\$0	\$0	\$0	\$28,000	\$28,000	\$56,000	
	TOTAL	\$207,537	\$156,500	\$151,500	\$202,500	\$202,500	\$920,537	
		GENERAL	\$165,000	\$156,500	\$151,500	\$202,500	\$202,500	\$878,000
		GRANTS + LLEBG	\$42,537	\$0	\$0	\$0	\$0	\$42,537
		TOTAL	\$207,537	\$156,500	\$151,500	\$202,500	\$202,500	\$920,537
ANIMAL CONTROL 101.113.xxx	FENCING	\$500	\$0	\$500	\$0	\$0	\$1,000	
	SHELTER RENOVATION	\$4,000	\$3,000	\$3,000	\$3,000	\$3,000	\$16,000	
	PICKUP TRUCK	\$0	\$35,000	\$0	\$0	\$0	\$35,000	
	TOTAL	\$4,500	\$38,000	\$3,500	\$3,000	\$3,000	\$52,000	
	GENERAL	\$4,500	\$38,000	\$3,500	\$3,000	\$3,000	\$52,000	
	TOTAL	\$4,500	\$38,000	\$3,500	\$3,000	\$3,000	\$52,000	

CITY OF YANKTON
FIVE YEAR CAPITAL IMPROVEMENT PLAN

DEPARTMENT	DESCRIPTION	2010	2011	2012	2013	2014	TOTAL	
FIRE 101.114.xxx	2ND STATION DEBT SERVICE	\$190,232	\$190,232	\$190,232	\$190,232	\$190,232	\$951,160	
	REPLACE ENGINE 3 - 1982	\$0	\$400,000	\$0	\$0	\$0	\$400,000	
	CYCLICAL REPLACEMENT OF PERSONAL PROTECTIVE EQUIPMENT	\$6,500	\$7,000	\$7,000	\$7,500	\$7,500	\$35,500	
	CYCLICAL REPLACEMENT OF FIRE HOSE	\$2,000	\$3,000	\$3,000	\$3,500	\$3,500	\$15,000	
	CYCLICAL REPLACEMENT OF PAGERS	\$2,750	\$2,000	\$2,000	\$2,000	\$2,000	\$10,750	
	REPLACE HAZARDOUS MATERIALS TRAIL(STORM DAMAGE)	\$12,500	\$0	\$0	\$0	\$0	\$12,500	
	EQUIPMENT FOR 3RD ENGINE	\$58,000	\$0	\$0	\$0	\$0	\$58,000	
	TWO WAY RADIOS AND RADIO ACCESSORIES	\$6,200	\$0	\$0	\$0	\$0	\$6,200	
	LARGE DIAMETER WATER THIEF MANIFOLD	\$1,500	\$0	\$0	\$0	\$0	\$1,500	
	PERSONAL PROTECTIVE EQUIPMENT	\$0	\$0	\$17,000	\$17,000	\$17,000	\$51,000	
	FIRE GRANT EQUIPMENT (95/5)	\$69,340	\$100,000	\$100,000	\$100,000	\$100,000	\$469,340	
	5" HOSE	\$0	\$0	\$6,500	\$0	\$0	\$6,500	
	REPLACE ENGINE #2 - 1992	\$0	\$0	\$0	\$400,000	\$0	\$400,000	
	REPLACE LADDER #1 - 1989	\$0	\$0	\$0	\$0	\$1,000,000	\$1,000,000	
	HOSE TESTER	\$0	\$0	\$3,000	\$0	\$0	\$3,000	
	REPLACE THERMAL IMAGING CAMERA - 1998	\$0	\$0	\$15,000	\$0	\$0	\$15,000	
	TOTAL	\$349,022	\$702,232	\$325,732	\$720,232	\$320,232	\$2,417,450	
		GENERAL	\$92,917	\$417,000	\$40,500	\$435,000	\$35,000	\$1,020,417
		FIRE STATION OPT-OUT	\$190,232	\$190,232	\$190,232	\$190,232	\$190,232	\$951,160
		GRANT FUNDS	\$65,873	\$95,000	\$95,000	\$95,000	\$95,000	\$445,873
	TOTAL	\$349,022	\$702,232	\$325,732	\$720,232	\$320,232	\$2,417,450	
CIVIL DEFENSE 101.115.xxx	REPLACE 1965 MODEL YEAR SIREN - MIDDLE SCHOOL - INSTALL ONLY	\$8,000	\$0	\$0	\$0	\$0	\$8,000	
	REPLACE 1976 MODEL YEAR SIREN - CITY HALL - INSTALL ONLY	\$0	\$10,000	\$0	\$0	\$0	\$10,000	
	TOTAL	\$8,000	\$10,000	\$0	\$0	\$0	\$18,000	
	GENERAL	\$8,000	\$10,000	\$0	\$0	\$0	\$18,000	
	TOTAL	\$8,000	\$10,000	\$0	\$0	\$0	\$18,000	

CITY OF YANKTON
FIVE YEAR CAPITAL IMPROVEMENT PLAN

DEPARTMENT	DESCRIPTION	2010	2011	2012	2013	2014	TOTAL
ENGINEERING & INSPECTION 101.122.xxx	RADIOS / SURVEY	\$0	\$0	\$1,000	\$0	\$0	\$1,000
	VEHICLES - CARS/SURVEY VAN	\$0	\$0	\$0	\$16,000	\$0	\$16,000
	FURNITURE & OFFICE EQUIPMENT	\$2,000	\$2,500	\$3,000	\$3,000	\$3,000	\$13,500
	TOTAL	\$2,000	\$2,500	\$4,000	\$19,000	\$3,000	\$30,500
	GENERAL	\$2,000	\$2,500	\$4,000	\$19,000	\$3,000	\$30,500
STREETS 101.123.xxx	REPLACE TRUCKS	\$93,000	\$0	\$95,000	\$0	\$120,000	\$308,000
	REPLACE RUBBER TIRE ROLLER	\$0	\$95,000	\$0	\$0	\$0	\$95,000
	REPLACE SWEEPER(INTERNAL LEASE - 5 YEARS @4% -2013)	\$128,740	\$0	\$0	\$0	\$0	\$128,740
	ASHPALT CRACK ROUTER	\$0	\$0	\$0	\$18,000	\$0	\$18,000
	REPLACEMENT LOADER (SHARE W/SNOW - 5 YEARS - 2012)	\$51,750	\$0	\$0	\$0	\$0	\$51,750
	ROLLER (STEEL FACE)	\$0	\$0	\$120,000	\$55,000	\$0	\$175,000
	REPLACE JD MOTOR GRADER (SHARE W/SNOW - 5 YEARS - 2012)	\$78,000	\$0	\$0	\$0	\$0	\$78,000
	ONE TON TRUCK REPLACEMENT	\$50,000	\$0	\$0	\$52,000	\$0	\$102,000
	UTILITY TRACTOR WITH MOWER	\$0	\$0	\$0	\$90,000	\$0	\$90,000
	REPLACE LOADER	\$0	\$170,000	\$0	\$0	\$0	\$170,000
	CREW CAB REPLACEMENT	\$0	\$40,000	\$0	\$0	\$0	\$40,000
	REPLACE PICKUP	\$0	\$0	\$0	\$0	\$35,000	\$35,000
	REPLACE MOTOR GRADER	\$0	\$0	\$0	\$0	\$250,000	\$250,000
	TOTAL	\$401,490	\$305,000	\$215,000	\$215,000	\$405,000	\$1,541,490
	GENERAL	\$401,490	\$305,000	\$215,000	\$215,000	\$405,000	\$1,541,490
TOTAL	\$401,490	\$305,000	\$215,000	\$215,000	\$405,000	\$1,541,490	
SNOW AND ICE REMOVAL 101.124.xxx	REPLACE SNOW PLOWS	\$20,000	\$10,000	\$10,000	\$13,000	\$13,000	\$66,000
	REPLACEMENT LOADER (SHARE W/STREETS)	\$51,750	\$0	\$0	\$0	\$0	\$51,750
	REPLACE JD MOTOR GRADER (SHARE W/STREETS)	\$78,000	\$0	\$0	\$0	\$0	\$78,000
	SNOW BOX	\$0	\$0	\$0	\$10,000	\$10,000	\$20,000
	SLIP-IN STAINLESS STEEL SANDER	\$0	\$0	\$0	\$0	\$33,000	\$33,000
	TOTAL	\$149,750	\$10,000	\$10,000	\$23,000	\$56,000	\$248,750
	GENERAL	\$149,750	\$10,000	\$10,000	\$23,000	\$56,000	\$248,750

CITY OF YANKTON
FIVE YEAR CAPITAL IMPROVEMENT PLAN

DESCRIPTION	2010	2011	2012	2013	2014	TOTAL
CITY HALL						
101.125.xxx						
LAWN CARE EQUIPMENT AND LANDSCAPING	\$1,000	\$1,000	\$1,000	\$1,000	\$1,000	\$5,000
WINDOW REPLACEMENT	\$61,600	\$0	\$0	\$120,000	\$0	\$181,600
KEY SYSTEM	\$0	\$0	\$15,000	\$0	\$0	\$15,000
CARPET REPLACEMENT	\$1,500	\$1,500	\$1,500	\$1,500	\$1,500	\$7,500
ROOF MAINTENANCE	\$0	\$0	\$0	\$20,000	\$0	\$20,000
BUILDING MASONRY REPAIR	\$0	\$0	\$0	\$4,000	\$0	\$4,000
REPLACE PICKUP	\$0	\$0	\$20,000	\$0	\$0	\$20,000
REPAIR GYM FLOOR / REFINISH	\$0	\$0	\$10,000	\$0	\$0	\$10,000
CITY HALL GYM FLOORING	\$0	\$0	\$49,000	\$0	\$0	\$49,000
REMOVE ELECTRICAL SERVICE ENTRANCE	\$8,000	\$0	\$0	\$0	\$0	\$8,000
ELECTRICAL WIRING / DATA WIRING	\$0	\$0	\$80,000	\$0	\$0	\$80,000
UPGRADE / REPLACE HEATING CONTROL TALON MOTHERBOARD	\$0	\$0	\$4,000	\$0	\$0	\$4,000
GARAGE DOORS	\$0	\$0	\$0	\$8,000	\$0	\$8,000
SECURITY SYSTEM	\$0	\$5,000	\$25,000	\$0	\$0	\$30,000
TOTAL	\$72,100	\$7,500	\$205,500	\$154,500	\$2,500	\$442,100
GENERAL	\$10,500	\$7,500	\$205,500	\$154,500	\$2,500	\$380,500
GRANTS	\$61,600	\$0	\$0	\$0	\$0	\$61,600
TOTAL	\$72,100	\$7,500	\$205,500	\$154,500	\$2,500	\$442,100
TRAFFIC CONTROL						
101.126.xxx						
NEW STREET LIGHTS / DETECTOR LOOPS & CIRCUITS	\$4,000	\$4,500	\$5,000	\$5,000	\$4,500	\$23,000
SCHOOL CROSSINGS	\$2,000	\$2,000	\$3,000	\$3,000	\$3,000	\$13,000
STREET LIGHTING REPLACEMENT	\$9,000	\$10,000	\$11,000	\$11,000	\$11,000	\$52,000
TRUCK WITH AERIAL BASKET	\$0	\$131,000	\$0	\$0	\$0	\$131,000
SIGNAL SYSTEM UPGRADES / REPLACEMENT	\$20,000	\$20,000	\$25,000	\$25,000	\$25,000	\$115,000
TOTAL	\$35,000	\$167,500	\$44,000	\$44,000	\$43,500	\$334,000
GENERAL	\$35,000	\$167,500	\$44,000	\$44,000	\$43,500	\$334,000

CITY OF YANKTON
FIVE YEAR CAPITAL IMPROVEMENT PLAN

DEPARTMENT	DESCRIPTION	2010	2011	2012	2013	2014	TOTAL
AIRPORT - 127 101.127.xxx	INSTALL SIDING FOR BARREL HANGER	\$0	\$0	\$8,000	\$0	\$0	\$8,000
	HANGER	\$34,145	\$34,145	\$34,145	\$34,145	\$34,145	\$170,725
	REPAIR PARKING LOT AND ACCESS ROAD	\$10,000	\$0	\$0	\$0	\$0	\$10,000
	REPLACE 15' MOWER	\$7,000	\$0	\$0	\$0	\$0	\$7,000
	REPLACE RIDING LAWN MOWER	\$12,000	\$0	\$0	\$0	\$0	\$12,000
	REPLACE FLOOR COVERINGS	\$0	\$0	\$2,500	\$0	\$0	\$2,500
	REPLACE TRACTOR AND MOWER	\$0	\$0	\$0	\$0	\$114,000	\$114,000
	EQUIPMENT PURCHASING SNOW REMOVAL & MAINTENANCE	\$0	\$0	\$0	\$25,000	\$0	\$25,000
	SUBTOTAL	\$63,145	\$34,145	\$44,645	\$59,145	\$148,145	\$349,225
502.511.xxx	PAVEMENT MAINTENANCE RUNWAY OVERLAY (3% CITY / 2% STATE)	\$0	\$0	\$0	\$0	\$630,000	\$630,000
	WILDLIFE STUDY FOR FENCING (3% CITY / 2% STATE) 502.511.xxx	\$50,000	\$0	\$0	\$0	\$0	\$50,000
	INSTALL WILDLIFE FENCING (3% CITY / 2% STATE) 502.511.xxx	\$520,000	\$0	\$0	\$0	\$0	\$520,000
	RECONSTRUCT TAXIWAY HANGER TIE IN (100% CITY)	\$0	\$0	\$0	\$50,000	\$0	\$50,000
	RECONSTRUCT APRON (3% CITY / 2% STATE) 502.511.xxx	\$120,000	\$80,000	\$700,000	\$0	\$0	\$900,000
	APRON - TERMINAL BUILDING (3% CITY / 2% STATE) 502.511.xxx	\$0	\$0	\$0	\$950,000	\$0	\$950,000
	HANGER APPROACH PAVEMENT (3% CITY / 2% STATE) 502.511.xxx	\$0	\$0	\$0	\$50,000	\$0	\$50,000
	ASPHALT PAVEMENT REJUVENATION (3% CITY / 2% STATE) 502.511.xxx	\$140,000	\$0	\$0	\$0	\$0	\$140,000
	SUBTOTAL	\$830,000	\$80,000	\$700,000	\$1,050,000	\$630,000	\$3,290,000
TOTAL	\$893,145	\$114,145	\$744,645	\$1,109,145	\$778,145	\$3,639,225	
GENERAL	\$53,900	\$2,400	\$31,500	\$978,000	\$132,900	\$1,198,700	
BBB	\$34,145	\$34,145	\$34,145	\$34,145	\$34,145	\$170,725	
FEDERAL FUNDS	\$788,500	\$76,000	\$665,000	\$95,000	\$598,500	\$2,223,000	
STATE FUNDS	\$16,600	\$1,600	\$14,000	\$2,000	\$12,600	\$46,800	
TOTAL	\$893,145	\$114,145	\$744,645	\$1,109,145	\$778,145	\$3,639,225	

CITY OF YANKTON
FIVE YEAR CAPITAL IMPROVEMENT PLAN

DEPARTMENT	DESCRIPTION	2010	2011	2012	2013	2014	TOTAL
SENIOR CITIZENS CENTER - 141 101.141.xxx	CONCRETE REPLACEMENT	\$1,000	\$1,000	\$1,000	\$1,000	\$1,000	\$5,000
	CARPET	\$2,500	\$3,000	\$0	\$3,000	\$3,000	\$11,500
	WINDOW REPLACEMENT	\$1,000	\$1,000	\$1,000	\$1,000	\$1,000	\$5,000
	CEILING TILE	\$0	\$2,600	\$0	\$0	\$0	\$2,600
	FLOOR SCRUBBER BATTERY REPLACEMENT	\$1,200	\$0	\$0	\$0	\$0	\$1,200
	BUFFER REPLACEMENT	\$0	\$0	\$0	\$0	\$1,500	\$1,500
	COMMERCIAL VACUUM CLEANER	\$0	\$0	\$0	\$0	\$800	\$800
	FLOORING - MAIN ASSEMBLY	\$0	\$0	\$0	\$0	\$12,000	\$12,000
	BUILDING ADDITION (10 YEARS @ 4.75% RD LOAN - 2014)	\$36,900	\$36,900	\$36,900	\$36,900	\$36,900	\$184,500
	LANDSCAPING	\$1,000	\$1,000	\$1,000	\$1,000	\$1,000	\$5,000
	TABLES / CHAIRS	\$1,000	\$1,000	\$1,000	\$1,000	\$1,000	\$5,000
	HOT WATER HEATER	\$0	\$2,000	\$0	\$0	\$0	\$2,000
	NEW ADDITION	\$0	\$0	\$0	\$650,000	\$0	\$650,000
	PARKING LOT REPAIR / CHIP SEAL	\$0	\$1,000	\$6,500	\$0	\$0	\$7,500
	TOTAL	\$44,600	\$49,500	\$47,400	\$693,900	\$58,200	\$893,600
	GENERAL	\$20,982	\$23,432	\$22,382	\$345,632	\$27,782	\$440,208
	SENIOR CITIZEN CENTER	\$2,637	\$2,637	\$2,637	\$2,637	\$2,637	\$13,185
	YANKTON COUNTY	\$20,982	\$23,432	\$22,382	\$345,632	\$27,782	\$440,208
	TOTAL	\$44,600	\$49,500	\$47,400	\$693,900	\$58,200	\$893,600
	LIBRARY - 142 101.142.xxx	AUDIO VISUAL MATERIALS	\$8,200	\$9,200	\$10,000	\$11,000	\$13,000
NEW BOOKS		\$46,000	\$47,000	\$48,000	\$50,000	\$52,000	\$243,000
PENTHOUSE ENCLOSURE		\$1,200	\$0	\$0	\$0	\$0	\$1,200
REMODEL BATHROOMS		\$0	\$0	\$10,000	\$0	\$0	\$10,000
PRINT MANAGEMENT / SCHED. SYSTEM		\$1,500	\$0	\$0	\$0	\$0	\$1,500
SELF CHECK UNIT		\$0	\$0	\$0	\$7,500	\$0	\$7,500
PARKING LOT REPAIR / REPLACEMENT		\$5,000	\$0	\$0	\$0	\$0	\$5,000
RFID SYSTEM		\$0	\$0	\$0	\$30,000	\$0	\$30,000
NEW LIBRARY - ARCHITECTURAL FEES		\$15,000	\$0	\$0	\$0	\$0	\$15,000
NEW LIBRARY		\$0	\$0	\$0	\$4,000,000	\$0	\$4,000,000
TOTAL		\$76,900	\$56,200	\$68,000	\$4,098,500	\$65,000	\$4,364,600
GENERAL		\$73,400	\$52,700	\$64,500	\$4,095,000	\$61,500	\$4,347,100
DONATIONS BY FRIENDS OF LIBRARY		\$3,500	\$3,500	\$3,500	\$3,500	\$3,500	\$17,500
AMOUNT TO BE PROVIDED		\$0	\$0	\$0	\$4,000,000	\$0	\$4,000,000
TOTAL		\$76,900	\$56,200	\$68,000	\$4,098,500	\$65,000	\$4,364,600

CITY OF YANKTON
FIVE YEAR CAPITAL IMPROVEMENT PLAN

DEPARTMENT	DESCRIPTION	2010	2011	2012	2013	2014	TOTAL	
PARKS & RECREATION 201.201.xxx	LANDSCAPING (201.201.301)	\$5,000	\$5,000	\$5,000	\$5,000	\$5,000	\$25,000	
	LAWN MOWERS (201.201.350)	\$22,464	\$15,000	\$15,000	\$15,000	\$10,000	\$77,464	
	PLAYGROUND EQUIPMENT (201.201.350)	\$28,800	\$0	\$50,000	\$0	\$0	\$78,800	
	SHOP EQUIPMENT (201.201.350)	\$1,000	\$1,000	\$1,000	\$1,000	\$1,000	\$5,000	
	LAWN CARE EQUIPMENT (201.201.350)	\$3,000	\$3,000	\$3,000	\$3,000	\$3,000	\$15,000	
	TRUCKS (201.201.350)	\$0	\$25,000	\$50,000	\$50,000	\$150,000	\$275,000	
	PARK FURNITURE (201.201.350)	\$5,000	\$5,000	\$5,000	\$5,000	\$5,000	\$25,000	
	HOT WATER WASHER WITH TRAILER	\$0	\$0	\$0	\$0	\$8,000	\$8,000	
	REPLACE SKID LOADER	\$16,200	\$0	\$0	\$0	\$0	\$16,200	
	BALL FIELD GROOMER (201.201.350)	\$12,800	\$0	\$0	\$0	\$0	\$12,800	
	SUBTOTAL (200 SERIES)	\$94,264	\$54,000	\$129,000	\$79,000	\$182,000	\$538,264	
	503.54x.xxx	MEMORIAL PARK IMPROVEMENTS - DISC GOLF (503.541.321)	\$2,000	\$0	\$0	\$0	\$0	\$2,000
		MEMORIAL PARK IMPROVEMENTS - SAND VOLLEYBALL COURTS	\$8,000	\$0	\$0	\$0	\$0	\$8,000
		MEMORIAL PARK IMPROVEMENTS - BBALL & HORSHOE POLES & LIGHTS	\$0	\$10,000	\$0	\$0	\$0	\$10,000
TENNIS COURT RESURFACING (503.xxx.xxx)		\$0	\$0	\$0	\$12,000	\$0	\$12,000	
SKATE PARK (503.541.325)		\$5,000	\$0	\$0	\$0	\$0	\$5,000	
RIVERSIDE PARK - DAKOTA TERRITORIAL CAPITAL SHINGLES (503.544.320)		\$0	\$10,000	\$0	\$0	\$0	\$10,000	
RIVERSIDE PARK - ELECTRICAL UPGRADE (503.544.320)		\$0	\$0	\$0	\$10,000	\$0	\$10,000	
RIVERSIDE PARK - WEDDING GAZEBO TO REPLACE CONCRETE UMB. (503.544.320)		\$0	\$0	\$0	\$50,000	\$0	\$50,000	
RIVERSIDE PARK - COMFORT STATION		\$0	\$0	\$0	\$0	\$200,000	\$200,000	
PARK SHOP (503.548.321) (\$400,000 @ 4% 20 YEARS)		\$29,088	\$29,088	\$29,088	\$29,088	\$29,088	\$145,440	
SIDEWALKS IN PARKS		\$8,500	\$8,500	\$8,500	\$0	\$0	\$25,500	
PARK SIGNS		\$4,700	\$3,000	\$5,000	\$0	\$0	\$12,700	
COMMUNITY GARDEN		\$10,000	\$0	\$0	\$0	\$0	\$10,000	
MEMORIAL PARK - COMFORT STATION		\$0	\$0	\$0	\$0	\$200,000	\$200,000	
MEMORIAL PARK - SIDEWALK TO NORTH SHELTER		\$0	\$0	\$0	\$5,000	\$0	\$5,000	
SERTOMA PARK - BASKETBALL COURT		\$0	\$0	\$0	\$25,000	\$0	\$25,000	
CROCKET PARK - 1/2 BASKETBALL COURT, LANDSCAPING, OPEN AIR SHELTER		\$0	\$0	\$0	\$32,000	\$0	\$32,000	
SERTOMA PARK CONCESSION RENOVATION		\$0	\$0	\$0	\$0	\$300,000	\$300,000	
RIDGEWAY NEIGHBORHOOD PARK (503.548.323)	\$5,000	\$0	\$0	\$0	\$0	\$5,000		
SUBTOTAL (500 SERIES)	\$72,288	\$60,588	\$42,588	\$163,088	\$729,088	\$1,067,640		
TOTAL	\$166,552	\$114,588	\$171,588	\$242,088	\$911,088	\$1,605,904		
GENERAL	\$156,552	\$114,588	\$171,588	\$242,088	\$911,088	\$1,595,904		
GRANTS	\$10,000	\$0	\$0	\$0	\$0	\$10,000		
TOTAL	\$166,552	\$114,588	\$171,588	\$242,088	\$911,088	\$1,605,904		

CITY OF YANKTON
FIVE YEAR CAPITAL IMPROVEMENT PLAN

DEPARTMENT	DESCRIPTION	2010	2011	2012	2013	2014	TOTAL
MEMORIAL PARK POOL 202.202.xxx	DIVING BOARD	\$4,000	\$4,000	\$0	\$0	\$0	\$8,000
	LIFEGUARD STAND	\$0	\$0	\$0	\$9,000	\$9,000	\$18,000
	SHADE FEATURES	\$7,224	\$7,000	\$7,000	\$0	\$0	\$21,224
	FURNITURE REPLACEMENT	\$0	\$2,000	\$2,000	\$0	\$0	\$4,000
	FILTER UPGRADE WITH PIPING	\$0	\$0	\$0	\$30,000	\$0	\$30,000
	REPAIR DECK DRAINS ON WEST SIDE OF POOL	\$0	\$0	\$25,000	\$0	\$0	\$25,000
	HIGH BOARD STAND	\$11,000	\$0	\$0	\$0	\$0	\$11,000
	POOL VACCUM	\$5,500	\$0	\$0	\$0	\$0	\$5,500
	PHASE I - POOL CONSTRUCTION	\$0	\$0	\$0	\$0	\$3,100,000	\$3,100,000
	TOTAL	\$27,724	\$13,000	\$34,000	\$39,000	\$3,109,000	\$3,222,724
	GENERAL	\$27,724	\$13,000	\$34,000	\$39,000	\$9,000	\$122,724
	AMOUNT TO BE PROVIDED	\$0	\$0	\$0	\$0	\$3,100,000	\$3,100,000
	TOTAL	\$27,724	\$13,000	\$34,000	\$39,000	\$3,109,000	\$3,222,724
MARNE CREEK 204.204.xxx	LAWN CARE EQUIPMENT	\$1,000	\$15,000	\$1,000	\$1,000	\$1,000	\$19,000
	MAINTENANCE TRAIL CONSTRUCTION	\$20,000	\$80,000	\$20,000	\$20,000	\$20,000	\$160,000
	TRAILS CONSTRUCTION - RR BRIDGE UNDERPASS	\$0	\$127,530	\$0	\$0	\$0	\$127,530
	PICKUP - 1 TON	\$0	\$0	\$50,000	\$0	\$0	\$50,000
	DIRECTIONAL SIGNAGE	\$0	\$7,000	\$7,000	\$7,000	\$7,000	\$28,000
	TRAIL EXTENSION TO FOX RUN NEIGHBORHOODS	\$0	\$0	\$0	\$200,000	\$200,000	\$400,000
	BANK STABILIZATION	\$0	\$0	\$10,000	\$10,000	\$10,000	\$30,000
	LAND ACQUISITION	\$32,500	\$30,000	\$30,000	\$30,000	\$30,000	\$152,500
	TOTAL	\$53,500	\$259,530	\$118,000	\$268,000	\$268,000	\$967,030
	GENERAL	\$1,000	\$22,000	\$58,000	\$8,000	\$143,000	\$232,000
	CAPITAL IMPROVEMENT SALES TAX	\$52,500	\$133,019	\$60,000	\$110,000	\$110,000	\$465,519
	GRANTS	\$0	\$104,511	\$0	\$150,000	\$15,000	\$269,511
	TOTAL	\$53,500	\$259,530	\$118,000	\$268,000	\$268,000	\$967,030
BRIDGE & STREET FUND 207.221.xxx	PAINT BRIDGES	\$0	\$50,000	\$0	\$20,000	\$0	\$70,000
	ROAD MATERIALS	\$50,000	\$50,000	\$50,000	\$50,000	\$50,000	\$250,000
	PINE STREET BRIDGE REFURBISHMENT	\$20,000	\$63,000	\$0	\$0	\$0	\$83,000
	WALKWAY TO REPLACE LINN STREET WALK BRIDGE	\$0	\$0	\$23,000	\$106,000	\$0	\$129,000
	TOTAL	\$70,000	\$163,000	\$73,000	\$176,000	\$50,000	\$532,000
	ROAD AND BRIDGE FUND	\$70,000	\$27,885	\$21,398	\$21,398	\$21,398	\$162,079
	CAPITAL IMPROVEMENT SALES TAX	\$0	\$135,115	\$51,602	\$154,602	\$28,602	\$369,921
TOTAL	\$70,000	\$163,000	\$73,000	\$176,000	\$50,000	\$532,000	

CITY OF YANKTON
FIVE YEAR CAPITAL IMPROVEMENT PLAN

DEPARTMENT	DESCRIPTION	2010	2011	2012	2013	2014	TOTAL
WATER UTILITY	REPLACE PIPE LOCATOR	\$5,500	\$0	\$5,500	\$0	\$0	\$11,000
601.601.xxx & 602.602.xxx	CURB STOP LOCATOR	\$0	\$1,000	\$0	\$1,000	\$1,000	\$3,000
	REPLACE 3" WATER PUMP FOR WATER MAIN BREAKS	\$1,000	\$0	\$0	\$0	\$0	\$1,000
	POWER WASHER	\$2,500	\$0	\$0	\$0	\$0	\$2,500
	LAB EQUIPMENT REPLACEMENT	\$0	\$5,000	\$0	\$0	\$0	\$5,000
	WEED EATER / LAWN EQUIPMENT	\$1,000	\$6,000	\$0	\$0	\$7,000	\$14,000
	PICKUP TRUCKS	\$0	\$25,000	\$25,000	\$0	\$0	\$50,000
	RADIO	\$0	\$800	\$0	\$0	\$0	\$800
	ELECTRONIC METER READING UPDATE	\$75,000	\$80,000	\$80,000	\$80,000	\$80,000	\$395,000
	HANDHELD READER REPLACEMENT	\$15,000	\$0	\$0	\$0	\$0	\$15,000
	POWER VALVE WRENCH	\$0	\$0	\$8,000	\$0	\$0	\$8,000
	MAIN BREAK TRAILER	\$0	\$0	\$10,000	\$0	\$0	\$10,000
	TAP MACHINE	\$0	\$0	\$0	\$0	\$6,000	\$6,000
	WATER MAIN SAW	\$0	\$0	\$2,000	\$0	\$0	\$2,000
	SECURITY ALARM	\$0	\$0	\$25,000	\$0	\$0	\$25,000
	IRRIGATION EXTENSION	\$0	\$0	\$0	\$2,000	\$0	\$2,000
	SMALL PORTABLE GENERATOR	\$2,500	\$0	\$0	\$0	\$0	\$2,500
	MEMORIAL WATER TOWER GENERATOR	\$0	\$6,000	\$0	\$0	\$0	\$6,000
	WATER TOWER PAINTING (INTERIOR / EXTERIOR)	\$631,370	\$0	\$0	\$0	\$0	\$631,370
	CARBON FEEDER PLANT #2	\$0	\$80,000	\$0	\$0	\$0	\$80,000
	LIME AUGER REPLACEMENT	\$0	\$0	\$25,000	\$0	\$0	\$25,000
	BOOSTER STATION - SHINGLE	\$0	\$6,000	\$0	\$0	\$0	\$6,000
	CO2 CONTROL Plant #2	\$0	\$25,000	\$0	\$0	\$0	\$25,000
	A/C PLANT #2	\$0	\$4,000	\$0	\$0	\$0	\$4,000
	LIME FEEDER PLANT #2	\$0	\$25,000	\$0	\$0	\$0	\$25,000
	ROOF REPAIR #1	\$0	\$20,000	\$0	\$0	\$0	\$20,000
	MULBERRY, 8TH TO 15TH	\$231,000	\$0	\$0	\$0	\$0	\$231,000
	8TH STREET, BURLEIGH TO PEARL	\$147,900	\$0	\$0	\$0	\$0	\$147,900
	CEDAR, 10TH TO 17TH	\$247,800	\$0	\$0	\$0	\$0	\$247,800
	CLARIFIER TROUGH REPLACEMENT #2	\$0	\$500,000	\$0	\$0	\$0	\$500,000
	RAW WATER SOURCE DEVELOPMENT - WELLS / COMBO / SURFACE	\$2,900,000	\$0	\$0	\$0	\$0	\$2,900,000
	TREATMENT PLANT IMPROVEMENTS	\$0	\$0	\$1,000,000	\$10,500,000	\$0	\$11,500,000
	AMMONIA FEED SYSTEM	\$0	\$0	\$0	\$0	\$70,000	\$70,000
	REPLACE MOTOR STARTERS HIGH SERVICE PUMPS PLANT #1	\$0	\$0	\$40,000	\$0	\$0	\$40,000
	GEAR REDUCER FOR MIXERS PLANT #1	\$0	\$0	\$24,000	\$0	\$0	\$24,000
	LIME FEEDER PLANT #1	\$0	\$0	\$50,000	\$0	\$0	\$50,000
	PRETREATMENT PIPING BETWEEN PLANT 1 & 2	\$0	\$0	\$297,000	\$0	\$0	\$297,000
	PAINT LIME SILO PLANT #1	\$0	\$0	\$20,000	\$0	\$0	\$20,000
	PARKING LOT, WTP#2	\$0	\$0	\$50,000	\$0	\$0	\$50,000

CITY OF YANKTON
FIVE YEAR CAPITAL IMPROVEMENT PLAN

DEPARTMENT	DESCRIPTION	2010	2011	2012	2013	2014	TOTAL
WATER UTILITY	EAST HWY 50 EXTENSION	\$0	\$0	\$10,000	\$880,000	\$0	\$890,000
601.601.xxx & 602.602.xxx	9TH STREET, PICOTTE TO PEARL	\$0	\$49,100	\$0	\$0	\$0	\$49,100
	PICOTTE STREET, 8TH TO 15TH	\$0	\$442,100	\$0	\$0	\$0	\$442,100
	WEST STREET, 8TH TO 9TH	\$0	\$0	\$64,000	\$0	\$0	\$64,000
	AIRPORT 31ST TO TERMINAL - WATER MAIN RELOCATION	\$52,300	\$0	\$0	\$0	\$0	\$52,300
	LOCUST STREET, 4TH TO 8TH	\$0	\$117,700	\$0	\$0	\$0	\$117,700
	LOCUST STREET, 15TH TO N SIDE OF BRIDGE	\$13,000	\$0	\$175,000	\$0	\$0	\$188,000
	BROADWAY, 31ST TO WILSON TRAILER - WATER MAIN REPLACEMENT	\$0	\$60,000	\$0	\$0	\$0	\$60,000
	WALNUT @ 8TH STREET - WATER MAIN REPLACEMENT	\$0	\$80,000	\$0	\$0	\$0	\$80,000
	CEDAR ST, 7TH TO 10TH - WATER MAIN REPLACEMENT	\$0	\$50,000	\$0	\$0	\$0	\$50,000
	ELM ST, 20TH TO 21ST - WATER MAIN REPLACEMENT	\$0	\$50,000	\$0	\$0	\$0	\$50,000
	SUMMIT ST, 8TH TO 12TH - WATER MAIN REPLACEMENT	\$0	\$50,000	\$0	\$0	\$0	\$50,000
	31ST STREET, DOUGLAS THROUGH AIRPORT - WATER MAIN REPLACEMENT	\$200,000	\$0	\$0	\$0	\$0	\$200,000
	27TH STREET, BROADWAY TO DOUGLAS	\$0	\$0	\$0	\$150,000	\$0	\$150,000
	DOUGLAS ANNA TO 31ST	\$0	\$175,000	\$0	\$0	\$0	\$175,000
	8TH STREET, 1 1/2BLK WEST 81	\$115,000	\$0	\$0	\$0	\$0	\$115,000
	PARK STREET, 8TH TO 10TH	\$0	\$115,000	\$0	\$0	\$0	\$115,000
	15TH STREET, BURLEIGH TO FERDIG	\$380,000	\$0	\$0	\$0	\$0	\$380,000
	SUMMIT STREET, 9TH TO 15TH	\$290,000	\$0	\$0	\$0	\$0	\$290,000
	DOUGLAS AVENUE, 23RD TO 25TH	\$140,000	\$0	\$0	\$0	\$0	\$140,000
	EAST HWY 50 WATERMAIN REPLACEMENT	\$0	\$0	\$0	\$200,000	\$0	\$200,000
	RESERVE FOR FUTURE IMPROVEMENTS	\$65,000	\$75,000	\$75,000	\$75,000	\$75,000	\$365,000
	TOTAL	\$5,515,870	\$2,047,700	\$1,985,500	\$11,888,000	\$239,000	\$21,676,070
	WATER FUNDS	\$1,515,870	\$1,047,700	\$1,985,500	\$11,888,000	\$239,000	\$16,676,070
	FEDERAL AID (SRF LOAN, DOT & CORPS - BRIDGE PROJECT)	\$4,000,000	\$1,000,000	\$0	\$0	\$0	\$5,000,000
	TOTAL	\$5,515,870	\$2,047,700	\$1,985,500	\$11,888,000	\$239,000	\$21,676,070

CITY OF YANKTON
FIVE YEAR CAPITAL IMPROVEMENT PLAN

DEPARTMENT	DESCRIPTION	2010	2011	2012	2013	2014	TOTAL
WASTEWATER UTILITY	AERATOR FOR LAGOON	\$0	\$0	\$2,000	\$0	\$0	\$2,000
611.611.xxx	6 INCH WATER PUMP	\$0	\$22,000	\$0	\$0	\$0	\$22,000
	REPLACE MOWER	\$6,500	\$0	\$6,500	\$0	\$0	\$13,000
	REPLACE SAMPLERS	\$0	\$6,000	\$6,000	\$0	\$0	\$12,000
	RADIO	\$700	\$700	\$700	\$700	\$700	\$3,500
	REPLACE LAB EQUIPMENT	\$6,000	\$7,000	\$7,000	\$7,000	\$7,000	\$34,000
	REPLACE POWER WASHER	\$0	\$2,000	\$0	\$0	\$0	\$2,000
	GAS ENGINE BLOWER CONFINED SPACE	\$1,000	\$0	\$0	\$0	\$0	\$1,000
	ICE MAKER	\$0	\$0	\$4,000	\$0	\$0	\$4,000
	WEED EATER	\$0	\$750	\$0	\$0	\$0	\$750
	GRIT TRAILER	\$13,000	\$0	\$0	\$0	\$0	\$13,000
	LAB STERILIZER	\$0	\$9,000	\$0	\$0	\$0	\$9,000
	AIR COMPRESSOR	\$0	\$0	\$14,000	\$0	\$0	\$14,000
	FURNITURE / OFFICE EQUIPMENT	\$500	\$2,000	\$2,000	\$0	\$0	\$4,500
	REPLACE PICKUP	\$0	\$0	\$27,000	\$0	\$0	\$27,000
	FLUSHER TRUCK	\$0	\$200,000	\$0	\$0	\$0	\$200,000
	SNOW BLOWER	\$0	\$0	\$2,500	\$0	\$0	\$2,500
	LAB WATER STILL	\$0	\$4,000	\$0	\$0	\$0	\$4,000
	BOD INCUBATOR	\$0	\$1,000	\$0	\$0	\$0	\$1,000
	PUMP REPLACEMENT	\$0	\$6,000	\$0	\$0	\$0	\$6,000
	OVERSIZED COLLECTION SYSTEM MAINTENANCE	\$5,000	\$6,000	\$6,000	\$6,000	\$6,000	\$29,000
	HSC STATION REMOVED	\$0	\$0	\$0	\$0	\$50,000	\$50,000
	SCREENING FOR LAGOONS	\$0	\$6,000	\$0	\$0	\$0	\$6,000
	CLARIFIER - SANDBLAST & PAINT	\$0	\$50,000	\$75,000	\$0	\$0	\$125,000
	MANHOLE REPAIR	\$25,000	\$25,000	\$25,000	\$25,000	\$25,000	\$125,000
	EAST INTERCEPTOR / LIFT STATION CAPACITY STUDY	\$75,000	\$0	\$0	\$0	\$0	\$75,000
	LIFT STATION REHAB	\$0	\$2,000,000	\$0	\$0	\$0	\$2,000,000
	EAST HWY 50 EXTENSION	\$0	\$0	\$10,000	\$1,135,000	\$0	\$1,145,000
	27TH STREET, BROADWAY TO DOUGLAS	\$0	\$0	\$100,000	\$0	\$0	\$100,000
	RESERVE FOR FUTURE IMPROVEMENTS	\$35,000	\$35,000	\$35,000	\$35,000	\$35,000	\$175,000
	TOTAL	\$167,700	\$2,382,450	\$322,700	\$1,208,700	\$123,700	\$4,205,250
	WASTEWATER UTILITY	\$167,700	\$382,450	\$322,700	\$1,208,700	\$123,700	\$2,205,250
	FEDERAL AID (SRF LOAN)	\$0	\$2,000,000	\$0	\$0	\$0	\$2,000,000
	TOTAL	\$167,700	\$2,382,450	\$322,700	\$1,208,700	\$123,700	\$4,205,250

CITY OF YANKTON
FIVE YEAR CAPITAL IMPROVEMENT PLAN

DEPARTMENT	DESCRIPTION	2010	2011	2012	2013	2014	TOTAL
CEMETERY 621.621.xxx	LANDSCAPING	\$1,000	\$1,000	\$1,000	\$1,000	\$1,000	\$5,000
	REPLACE MOWERS & TRIMMERS	\$4,622	\$1,000	\$13,000	\$1,000	\$13,000	\$32,622
	SIDEWALK & FENCING	\$0	\$0	\$2,000	\$0	\$0	\$2,000
	REPURCHASE CEMETERY LOTS	\$500	\$500	\$500	\$500	\$500	\$2,500
	GIS MAP & DIRECTORY	\$0	\$10,000	\$10,000	\$0	\$0	\$20,000
	REPAIR OLD HEADSTONES	\$1,000	\$1,000	\$1,000	\$1,000	\$1,000	\$5,000
	GAZEBO ON PROSPECT HILL	\$0	\$0	\$0	\$10,000	\$0	\$10,000
	PET CEMETERY	\$0	\$0	\$0	\$3,000	\$1,000	\$4,000
	ELECTRICITY, PUMP, & ACCESSORIES FOR FOUNTAIN	\$2,000	\$0	\$0	\$0	\$0	\$2,000
	CONCRETE ROAD REPLACEMENT	\$0	\$0	\$0	\$10,000	\$10,000	\$20,000
	STORAGE AREA W/ROOF CONNECTED TO BUILDING	\$0	\$0	\$15,000	\$0	\$0	\$15,000
	REPLACE TRUCK	\$0	\$0	\$0	\$0	\$35,000	\$35,000
	MAUSOLEUM	\$0	\$0	\$0	\$0	\$100,000	\$100,000
	TOTAL	\$9,122	\$13,500	\$42,500	\$26,500	\$161,500	\$253,122
	GENERAL	\$9,122	\$13,500	\$42,500	\$26,500	\$161,500	\$253,122
SOLID WASTE COLLECTION 631.631.xxx	COMPOST PAD AND EQUIPMENT	\$375,000	\$0	\$0	\$0	\$0	\$375,000
	RECYCLING TRAILER	\$0	\$30,000	\$0	\$0	\$0	\$30,000
	COMPACTOR TRUCK	\$128,000	\$0	\$0	\$0	\$0	\$128,000
	RECYCLING TRUCK	\$0	\$0	\$40,000	\$0	\$0	\$40,000
	TOTAL	\$503,000	\$30,000	\$40,000	\$0	\$0	\$573,000
	SOLID WASTE COLLECTION FUND	\$315,500	\$30,000	\$40,000	\$0	\$0	\$385,500
GRANT	\$187,500	\$0	\$0	\$0	\$0	\$187,500	
TOTAL	\$503,000	\$30,000	\$40,000	\$0	\$0	\$573,000	
SOLID WASTE DISPOSAL AND RECYCLING (JOINT POWERS) 637.637.xxx	REPLACE TRANSFER TRAILER	\$0	\$0	\$70,000	\$70,000	\$70,000	\$210,000
	RUBBLE TRENCH	\$25,000	\$25,000	\$25,000	\$25,000	\$25,000	\$125,000
	SKID LOADER	\$30,000	\$0	\$0	\$0	\$0	\$30,000
	SOFTWARE	\$10,000	\$0	\$0	\$0	\$0	\$10,000
	YARD TRACTOR	\$0	\$75,000	\$0	\$0	\$0	\$75,000
	BUILDING ADDITION DEBT SERVICE (DENR \$75,000 @ 3% 7 YEARS)	\$9,682	\$11,959	\$11,959	\$0	\$0	\$33,600
	BUILDING ADDITION DEBT SERVICE (DENR \$352,680 @ 3% 20 YEARS)	\$27,126	\$23,578	\$23,578	\$23,578	\$23,578	\$121,438
	CLOSURE	\$10,000	\$20,000	\$0	\$0	\$40,000	\$70,000
	FENCING	\$12,000	\$0	\$0	\$0	\$0	\$12,000
	REPLACE SEMI	\$105,000	\$0	\$0	\$0	\$0	\$105,000
	PAVEMENT ADDITIONS & REPLACEMENT	\$0	\$0	\$0	\$0	\$68,000	\$68,000
	REPLACE SCALE	\$0	\$0	\$0	\$0	\$110,000	\$110,000
	SECURITY & COMMUNICATION SYSTEM	\$0	\$0	\$0	\$0	\$20,000	\$20,000
	TOTAL	\$228,808	\$155,537	\$130,537	\$118,578	\$356,578	\$990,038
	JOINT POWERS FUND	\$228,808	\$155,537	\$130,537	\$118,578	\$356,578	\$990,038
TOTAL	\$228,808	\$155,537	\$130,537	\$118,578	\$356,578	\$990,038	

CITY OF YANKTON
FIVE YEAR CAPITAL IMPROVEMENT PLAN

DEPARTMENT	DESCRIPTION	2010	2011	2012	2013	2014	TOTAL
FOX RUN GOLF COURSE	GREENS BRUSH THATCHER	\$0	\$3,700	\$0	\$0	\$0	\$3,700
641.641.xxx	GROOMER CASSETTE ATTACHMENT FOR GREENS MOWER	\$0	\$12,000	\$0	\$0	\$0	\$12,000
	BUNKER / SAND TRAP RAKE	\$0	\$0	\$0	\$15,000	\$0	\$15,000
	CI - NORTH WELL	\$14,000	\$0	\$0	\$0	\$0	\$14,000
	TCE - TRIPLEX GREENS MOWERS (2)	\$20,000	\$0	\$0	\$20,000	\$0	\$40,000
	TCE - OUTFRONT MOWER (3)	\$0	\$12,000	\$0	\$0	\$0	\$12,000
	TCE - UTILITY CARTS (5)	\$20,000	\$0	\$0	\$20,000	\$20,000	\$60,000
	TCE - FAIRWAY MOWERS (3)	\$0	\$0	\$42,000	\$42,000	\$45,000	\$129,000
	TCE - FAIRWAY SPRAYER	\$0	\$10,000	\$0	\$0	\$0	\$10,000
	TCE - VICON SPREADER	\$0	\$7,000	\$0	\$0	\$0	\$7,000
	REPLACE IRRIGATION CONTROL SYSTEM AND PUMPING	\$30,000	\$0	\$0	\$0	\$0	\$30,000
	TV REPLACEMENT	\$1,880	\$0	\$0	\$0	\$0	\$1,880
	CUSHMAN CORE HARVESTOR	\$0	\$9,000	\$0	\$0	\$0	\$9,000
	TORO TOP DRESSER	\$0	\$0	\$14,000	\$0	\$0	\$14,000
	EASY PICKER RANGE PICKER	\$0	\$0	\$0	\$5,000	\$0	\$5,000
	TOTAL	\$85,880	\$53,700	\$56,000	\$102,000	\$65,000	\$362,580
	DEPRECIATION	\$60,000	\$60,000	\$60,000	\$60,000	\$60,000	\$300,000
	GOLF COURSE RESERVE REDUCTION / INCREASE	\$25,880	(\$6,300)	(\$4,000)	\$42,000	\$5,000	\$62,580
	TOTAL	\$85,880	\$53,700	\$56,000	\$102,000	\$65,000	\$362,580
	Beginning Balance	\$15,818	(\$10,062)	(\$3,762)	\$238	(\$41,762)	
	Required for Capital Expenditures	\$25,880	(\$6,300)	(\$4,000)	\$42,000	\$5,000	
	Estimated Balance	(\$10,062)	(\$3,762)	\$238	(\$41,762)	(\$46,762)	

CITY OF YANKTON
FIVE YEAR CAPITAL IMPROVEMENT PLAN

DEPARTMENT	DESCRIPTION	2010	2011	2012	2013	2014	TOTAL
YANKTON HIGH SCHOOL and SUMMIT ACTIVITIES CENTER	MISC REPAIRS (100c - CITY SHARE)	\$15,000	\$15,000	\$15,000	\$15,000	\$15,000	\$75,000
	COMFORT STATION AT PLAY FIELDS (80,900c / 50,000s)	\$30,123	\$0	\$0	\$0	\$0	\$30,123
203.203.xxx	REPLACE POOL MUSHROOM (11s/89c)	\$0	\$0	\$0	\$12,000	\$0	\$12,000
506.571.350	REPLACE LIFEGUARD STANDS (11s/89c)	\$5,000	\$0	\$0	\$0	\$0	\$5,000
	REPLACE WATER BASKETBALL HOOPS - 3 (11s/89c)	\$0	\$0	\$3,000	\$0	\$0	\$3,000
	REPLACE PULSAR UNIT - CHLORINE (11s/89c)	\$0	\$0	\$5,000	\$0	\$0	\$5,000
	REPAINT INDOOR WATER SLIDE (11s/89c)	\$10,000	\$0	\$0	\$0	\$0	\$10,000
	POOL DECK FURNITURE (11s/89c)	\$1,000	\$0	\$1,000	\$0	\$1,000	\$3,000
	POOL VACUUM (11s/89c)	\$0	\$0	\$0	\$5,000	\$0	\$5,000
	FITNESS EQUIPMENT (50s/50c) 203.203.350	\$10,067	\$10,000	\$10,000	\$12,000	\$12,000	\$54,067
	TVS FOR CARDIO (50s/50c)	\$0	\$2,000	\$0	\$0	\$0	\$2,000
	CONFERENCE TABLES (50s/50c)	\$0	\$0	\$0	\$0	\$2,000	\$2,000
	REPLACE LOUNGE FURNITURE (50s/50c)	\$0	\$0	\$1,000	\$0	\$0	\$1,000
	ACCESS ROAD IMPROVEMENTS (60s/40c)	\$0	\$200,000	\$0	\$0	\$0	\$200,000
	ADA SIDEWALK (60s/40c)	\$0	\$0	\$65,000	\$0	\$0	\$65,000
	LANDSCAPING (60s/40c)	\$1,000	\$13,000	\$1,000	\$1,000	\$1,000	\$17,000
	N 40 TRAIL, LIGHTS (60s/40c)	\$0	\$0	\$0	\$0	\$60,000	\$60,000
	RESTRIPE PARKING LOTS (60s/40c)	\$3,500	\$3,500	\$3,500	\$3,500	\$3,500	\$17,500
	CONCRETE PARKING LOT (60s/40c)	\$83,000	\$0	\$100,000	\$100,000	\$100,000	\$383,000
	CHIP SEALING (60s/40c)	\$43,612	\$0	\$0	\$0	\$0	\$43,612
	PAINT BUILDINGS (85s/15c)	\$134,144	\$0	\$0	\$0	\$0	\$134,144
	GYM FLOORS (85s/15c)	\$0	\$0	\$0	\$90,000	\$0	\$90,000
	SOUND UNITS MAIN GYM (85s/15c)	\$3,200	\$0	\$0	\$0	\$0	\$3,200
	UPGRADE THEATER LIGHTS (97s/3c)	\$10,000	\$0	\$0	\$0	\$0	\$10,000
	NEW & REPLACEMENT INSTRUCTIONAL EQUIP (100s)	\$35,000	\$35,000	\$35,000	\$35,000	\$35,000	\$175,000
	UPGRADE TECHNOLOGY (100s)	\$62,000	\$62,000	\$62,000	\$62,000	\$62,000	\$310,000
	CLASSROOM FURNITURE (100s)	\$15,000	\$15,000	\$15,000	\$15,000	\$15,000	\$75,000
	SCIENCE EQUIPMENT UPGRADE	\$18,000	\$18,000	\$18,000	\$18,000	\$18,000	\$90,000
	RIGGING THEATER INSPECTION (100s)	\$0	\$0	\$2,500	\$2,500	\$2,500	\$7,500
	REPLACE PORTABLE WALL (100s)	\$0	\$0	\$10,000	\$10,000	\$0	\$20,000
	CAFETERIA TABLE / CHAIR REPLACEMENT - 400 CHAIRS & 28 TABLES (100s)	\$0	\$0	\$44,500	\$44,500	\$0	\$89,000
	ROOMS 115 & 116 DOORWAY (100s)	\$10,000	\$0	\$0	\$0	\$0	\$10,000
	LIBRARY BOOKS (100s)	\$7,200	\$7,200	\$7,200	\$7,200	\$7,200	\$36,000
	TOTAL	\$496,846	\$380,700	\$398,700	\$432,700	\$334,200	\$2,043,146
	GENERAL	\$5,034	\$6,000	\$5,000	\$6,000	\$6,000	\$28,034
	CAPITAL IMPROVEMENT SALES TAX	\$121,263	\$101,600	\$91,310	\$85,430	\$82,690	\$482,293
	YANKTON SCHOOL DISTRICT	\$370,550	\$273,100	\$302,390	\$341,270	\$245,510	\$1,532,820
	TOTAL	\$496,846	\$380,700	\$398,700	\$432,700	\$334,200	\$2,043,146

s = Yankton Public School District
c = City of Yankton

CITY OF YANKTON
FIVE YEAR CAPITAL IMPROVEMENT PLAN

DEPARTMENT	DESCRIPTION	2010	2011	2012	2013	2014	TOTAL
SPECIAL CAPITAL IMPROVEMENT TAX	PROFESSIONAL SERVICES	\$835	\$835	\$835	\$835	\$835	\$4,175
506.xxx.xxx	SUMMIT ACTIVITIES CENTER CAPITAL IMPROVEMENTS (506.571.350)	\$121,263	\$101,600	\$91,310	\$85,430	\$82,690	\$482,293
	OPEN ASPHALT / CONCRETE (506.572.376)	\$500,000	\$500,000	\$500,000	\$500,000	\$500,000	\$2,500,000
	DOWNTOWN IMPROVEMENTS (506.572.389)	\$0	\$838,000	\$400,000	\$0	\$0	\$1,238,000
	4TH STREET RECONSTRUCTION	\$0	\$662,000	\$0	\$50,000	\$0	\$712,000
	STREET CONSTRUCTION / ADA (506.572.390)	\$70,000	\$75,000	\$75,000	\$75,000	\$75,000	\$370,000
	TRANSFER TO 501 - GEHL DRIVE NORTH MATCH (506 572 588)	\$0	\$0	\$250,000	\$0	\$0	\$250,000
	SPECIAL ASSESSMENT PROJECTS - CITY'S PARTICIPATION	\$25,597	\$189,529	\$1,131,480	\$0	\$0	\$1,346,605
	TRANSFER TO BRIDGE & ST. FOR CITY SHARE (506.572.626)	\$0	\$135,115	\$51,602	\$154,602	\$28,602	\$369,921
	STORM SEWER CONSTRUCTION (506.573.390)	\$10,000	\$12,000	\$12,000	\$12,000	\$12,000	\$58,000
	TRANSFER TO MARNE CREEK (506.573.623)	\$52,500	\$133,019	\$60,000	\$110,000	\$110,000	\$465,519
	CEDAR STREET, 10TH TO 17TH (506.574.371)	\$372,000	\$0	\$0	\$0	\$0	\$372,000
	PERMANENT PAVEMENT MARKINGS (506.574.373)	\$60,000	\$60,000	\$80,000	\$80,000	\$80,000	\$360,000
	DOWNTOWN ALLEYS / CITY PARKING LOTS (506.574.381)	\$85,000	\$85,000	\$85,000	\$85,000	\$85,000	\$425,000
	27TH STREET, BROADWAY TO DOUGLAS	\$0	\$0	\$0	\$858,000	\$0	\$858,000
	CRUSHED SALVAGE CONCRETE (506.574.390)	\$185,000	\$0	\$150,000	\$0	\$200,000	\$535,000
	8TH STREET - SUMMIT TO WCLR PEDESTRIAN ACCESS (506.574.398)	\$0	\$148,000	\$0	\$0	\$0	\$148,000
	RIVERSIDE DR., BROADWAY TO GREEN	\$0	\$410,000	\$0	\$0	\$0	\$410,000
	EAST 21ST STREET EXTENSION - DRAINAGE & GRADING / PAVING	\$0	\$0	\$0	\$625,000	\$1,240,000	\$1,865,000
	BILL BAGS ROAD EXTENSION	\$0	\$0	\$22,000	\$415,000	\$0	\$437,000
	CEDAR RR CROSSING IMPROVEMENTS	\$50,000	\$0	\$0	\$0	\$0	\$50,000
	PENINAH STREET, KAREN TO 21ST	\$233,000	\$0	\$0	\$0	\$0	\$233,000
	PINE STREET, 8TH TO 10TH	\$257,339	\$0	\$0	\$0	\$0	\$257,339
	8TH STREET, 1 1/2BLK WEST 81	\$358,000	\$0	\$0	\$0	\$0	\$358,000
	6TH STREET, LINN TO MAPLE	\$438,000	\$0	\$0	\$0	\$0	\$438,000
	PARK STREET, 8TH TO 10TH	\$0	\$80,000	\$0	\$0	\$300,000	\$380,000

CITY OF YANKTON
FIVE YEAR CAPITAL IMPROVEMENT PLAN

DEPARTMENT	DESCRIPTION	2010	2011	2012	2013	2014	TOTAL
SPECIAL CAPITAL IMPROVEMENT TAX	PENINAH, NORTH OF 31ST	\$180,000	\$351,000	\$0	\$0	\$0	\$531,000
506.xxx.xxx	15TH STREET, WHITING TO BURLEIGH (STIP)	\$0	\$932,000	\$0	\$0	\$0	\$932,000
	SUMMIT STREET, 9TH TO 15TH (STIP)	\$0	\$818,000	\$0	\$0	\$0	\$818,000
	LOCUST, 4TH TO 8TH	\$0	\$670,000	\$0	\$0	\$0	\$670,000
	MULBERRY, 21ST TO DONHOE	\$0	\$0	\$0	\$953,000	\$0	\$953,000
	8TH STREET, BURLEIGH TO FERDIG	\$0	\$0	\$876,000	\$0	\$0	\$876,000
	DOUGLAS, 23RD TO 25TH (STIP)	\$0	\$350,000	\$0	\$0	\$0	\$350,000
	21ST STREET, PENINAH TO VALLEY ROAD	\$0	\$264,000	\$0	\$0	\$0	\$264,000
	PICOTTE, 4TH TO 6TH	\$0	\$295,000	\$0	\$0	\$0	\$295,000
	3RD STREET, GREEN TO HWY 81	\$0	\$0	\$390,000	\$0	\$0	\$390,000
	BILL BAGS ROAD, HWY 50 TO ALUMAX ROAD	\$0	\$0	\$230,000	\$0	\$0	\$230,000
	5TH STREET, DOUGLAS TO HWY 81	\$0	\$0	\$0	\$410,000	\$0	\$410,000
	ALUMAX ROAD, WHITING DRIVE TO RR	\$0	\$0	\$0	\$210,000	\$0	\$210,000
	23RD STREET, DOUGLAS TO MULBERRY	\$0	\$0	\$0	\$0	\$490,000	\$490,000
	8TH STREET, LINN TO SUMMIT	\$0	\$0	\$0	\$0	\$1,200,000	\$1,200,000
	WCLR, 9TH TO 17TH	\$0	\$0	\$0	\$0	\$195,000	\$195,000
	31ST STREET, DOUGLAS TO PENINAH	\$0	\$0	\$0	\$0	\$292,000	\$292,000
	TOTAL	\$2,998,533	\$7,110,098	\$4,405,227	\$4,623,867	\$4,891,127	\$24,028,852
	CAPITAL IMPROVEMENT SALES TAX	\$2,998,533	\$5,010,098	\$4,019,227	\$4,237,867	\$4,505,127	\$20,770,852
	CAPITAL IMPROVEMENT SALES TAX (YEARLY REVENUE)	\$2,290,851	\$2,336,668	\$2,406,768	\$2,478,971	\$2,553,340	\$12,066,598
	CAPITAL IMPROVEMENT SALES TAX (FUND BALANCE SPENT)	\$707,682	\$2,673,430	\$1,612,458	\$1,758,896	\$1,951,787	\$8,704,253
	CAPITAL IMPROVEMENT SALES TAX (FUND BALANCE YEAR END)	\$2,782,691	\$109,261	(\$1,503,198)	(\$3,262,094)	(\$5,213,880)	
	FEDERAL AID URBAN FUNDS	\$0	\$2,100,000	\$386,000	\$386,000	\$386,000	\$3,258,000
	TOTAL	\$2,998,533	\$7,110,098	\$4,405,227	\$4,623,867	\$4,891,127	\$24,028,852
SPECIAL ASSESSMENT PROJECTS	ALLEY, 13TH TO 14TH BETWEEN PEARL & MULBERRY	\$0	\$35,000	\$0	\$0	\$0	\$35,000
504.xxx.xxx	DOUGLAS (ANNA TO 31ST) (506.572.386)	\$0	\$0	\$880,000	\$0	\$0	\$880,000
	15TH STREET (SUMMIT TO WCLR) (CITY SHARE \$178,932 & \$125,460)	\$54,000	\$326,000	\$1,214,500	\$0	\$0	\$1,594,500
	TOTAL	\$54,000	\$361,000	\$2,094,500	\$0	\$0	\$2,509,500
	CAPITAL IMPROVEMENT SALES TAX (CITY'S SHARE OF PROJECT)	\$25,597	\$189,529	\$1,131,480	\$0	\$0	\$1,346,605
	SCHOOL DISTRICT ASSESSMENT	\$9,293	\$56,105	\$209,015	\$0	\$0	\$274,413
	LOAN / BOND / PROCEEDS / INFRASTRUCTURE IMPROVEMENT	\$19,110	\$115,367	\$754,005	\$0	\$0	\$888,482
	TOTAL	\$54,000	\$361,000	\$2,094,500	\$0	\$0	\$2,509,500
CENTRAL GARAGE	VEHICLE WASH FACILITY	\$0	\$0	\$0	\$0	\$106,000	\$106,000
801.801.xxx	POWER WASHER	\$8,000	\$0	\$0	\$0	\$0	\$8,000
	FUELING SYSTEM UPGRADE	\$60,000	\$0	\$0	\$0	\$0	\$60,000
	HYDRAULIC JACKS	\$0	\$2,000	\$0	\$0	\$0	\$2,000
	PLUMBING AND FLOOR REPLACEMENT	\$0	\$0	\$0	\$0	\$50,000	\$50,000
	FENCING AND GATE REPLACEMENT	\$0	\$0	\$0	\$23,000	\$0	\$23,000
	HOIST	\$0	\$14,000	\$0	\$0	\$0	\$14,000
	PAINTING & LANDSCAPING	\$0	\$0	\$7,500	\$0	\$0	\$7,500
	REHAB WINDOWS, DOORS AND INTERIOR	\$0	\$0	\$15,000	\$0	\$0	\$15,000
	TOTAL	\$68,000	\$16,000	\$22,500	\$23,000	\$156,000	\$285,500
	CENTRAL GARAGE / INTERNAL SERVICE REVENUE FUND	\$68,000	\$16,000	\$22,500	\$23,000	\$156,000	\$285,500

CITY OF YANKTON
FIVE YEAR CAPITAL IMPROVEMENT PLAN
REVENUE SUMMARY

REVENUE SOURCES	2010	2011	2012	2013	2014
GENERAL FUND	\$1,290,870	\$1,394,620	\$1,169,370	\$6,904,220	\$2,237,270
YANKTON COUNTY	\$55,127	\$57,577	\$56,527	\$379,777	\$61,927
YANKTON RURAL FIRE ASSOCIATION	\$0	\$0	\$0	\$0	\$0
SPECIAL ASSESSMENT / OPT OUT FUND	\$190,232	\$190,232	\$190,232	\$190,232	\$190,232
BRIDGE & STREET FUND	\$70,000	\$27,885	\$21,398	\$21,398	\$21,398
BOND PROCEEDS	\$19,110	\$115,367	\$754,005	\$0	\$3,100,000
FEDERAL AID	\$958,510	\$2,271,000	\$1,146,000	\$576,000	\$1,079,500
SRF LOANS - FEDERAL	\$4,000,000	\$3,000,000	\$0	\$0	\$0
RD LOANS - FEDERAL	\$0	\$0	\$0	\$0	\$0
STATE AID	\$214,100	\$106,111	\$14,000	\$152,000	\$27,600
E911 FUNDS	\$0	\$0	\$0	\$0	\$0
WASTEWATER UTILITY REVENUE	\$167,700	\$382,450	\$322,700	\$1,208,700	\$123,700
PRIVATE DONATIONS	\$3,500	\$3,500	\$3,500	\$3,500	\$3,500
PARK IMPROVEMENTS FUND	\$0	\$0	\$0	\$0	\$0
WATER UTILITY REVENUE	\$1,515,870	\$1,047,700	\$1,985,500	\$11,888,000	\$239,000
SOLID WASTE REVENUE	\$315,500	\$30,000	\$40,000	\$0	\$0
JOINT POWERS REVENUE	\$228,808	\$155,537	\$130,537	\$118,578	\$356,578
GOLF COURSE REVENUE	\$25,880	(\$6,300)	(\$4,000)	\$42,000	\$5,000
INTERDEPARTMENTAL LOAN	\$0	\$0	\$0	\$0	\$0
CAPITAL IMPROVEMENT SALES TAX	\$3,197,893	\$5,569,360	\$5,353,618	\$4,587,899	\$4,726,419
TRANSFER OUT OF PUBLIC IMPROVEMENT	\$0	\$0	\$0	\$0	\$0
TRANSFERS OUT OF 2ND PENNY	\$0	\$0	\$0	\$0	\$0
GOLF COURSE DEPRECIATION	\$60,000	\$60,000	\$60,000	\$60,000	\$60,000
CENT. GARAGE/INT. SERVICE REV.	\$68,000	\$16,000	\$22,500	\$23,000	\$156,000
HIGH SCHOOL/ACTIVITIES CENTER	\$379,843	\$329,205	\$511,405	\$341,270	\$245,510
SENIOR CITIZENS CENTER	\$2,637	\$2,637	\$2,637	\$2,637	\$2,637
LAND SALES	\$0	\$0	\$0	\$0	\$0
TOTAL	\$12,763,579	\$14,752,880	\$11,779,929	\$26,499,210	\$12,636,270

CITY OF YANKTON
FIVE YEAR CAPITAL IMPROVEMENT PLAN
SUMMARY OF CAPITAL IMPROVEMENT EXPENDITURES BY DEPARTMENT

DEPARTMENT	2010	2011	2012	2013	2014	TOTAL
CITY MANAGER'S OFFICE	\$1,000	\$1,000	\$1,000	\$1,000	\$1,000	\$1,000
FINANCE OFFICE	\$1,000	\$1,000	\$1,000	\$1,000	\$1,000	\$1,000
INFORMATION SERVICES	\$71,000	\$31,000	\$62,000	\$46,000	\$31,000	\$71,000
COMMUNITY DEVELOPMENT	\$1,000	\$0	\$1,900	\$20,000	\$1,000	\$23,000
POLICE DEPARTMENT	\$207,537	\$156,500	\$151,500	\$202,500	\$202,500	\$207,537
ANIMAL CONTROL	\$4,500	\$38,000	\$3,500	\$3,000	\$3,000	\$4,500
FIRE DEPARTMENT	\$349,022	\$702,232	\$325,732	\$720,232	\$320,232	\$349,022
CIVIL DEFENSE	\$8,000	\$10,000	\$0	\$0	\$0	\$8,000
ENGINEERING AND INSPECTION	\$2,000	\$2,500	\$4,000	\$19,000	\$3,000	\$2,000
STREET DIVISION	\$401,490	\$305,000	\$215,000	\$215,000	\$405,000	\$401,490
SNOW AND ICE REMOVAL	\$149,750	\$10,000	\$10,000	\$23,000	\$56,000	\$149,750
CITY HALL	\$72,100	\$7,500	\$205,500	\$154,500	\$2,500	\$72,100
TRAFFIC CONTROL	\$35,000	\$167,500	\$44,000	\$44,000	\$43,500	\$35,000
CHAN GURNEY AIRPORT	\$893,145	\$114,145	\$744,645	\$1,109,145	\$778,145	\$893,145
SENIOR CITIZENS CENTER	\$44,600	\$49,500	\$47,400	\$693,900	\$58,200	\$44,600
COMMUNITY LIBRARY	\$76,900	\$56,200	\$68,000	\$4,098,500	\$65,000	\$76,900
PARKS AND RECREATION	\$166,552	\$114,588	\$171,588	\$242,088	\$911,088	\$166,552
MEMORIAL POOL	\$27,724	\$13,000	\$34,000	\$39,000	\$3,109,000	\$27,724
MARNE CREEK	\$53,500	\$259,530	\$118,000	\$268,000	\$268,000	\$53,500
BRIDGE AND STREET CONSTRUCTION	\$70,000	\$163,000	\$73,000	\$176,000	\$50,000	\$70,000
WATER UTILITY	\$5,515,870	\$2,047,700	\$1,985,500	\$11,888,000	\$239,000	\$5,515,870
WASTEWATER UTILITY	\$167,700	\$2,382,450	\$322,700	\$1,208,700	\$123,700	\$167,700
CEMETERY	\$9,122	\$13,500	\$42,500	\$26,500	\$161,500	\$9,122
SOLID WASTE COLLECTION AND DISPOSAL	\$503,000	\$30,000	\$40,000	\$0	\$0	\$503,000
JOINT POWERS FUND	\$228,808	\$155,537	\$130,537	\$118,578	\$356,578	\$228,808
FOX RUN GOLF COURSE	\$85,880	\$53,700	\$56,000	\$102,000	\$65,000	\$85,880
HIGH SCHOOL/ACTIVITIES CENTER	\$496,846	\$380,700	\$398,700	\$432,700	\$334,200	\$496,846
SPECIAL CAPITAL IMPROVEMENT TAX	\$2,998,533	\$7,110,098	\$4,405,227	\$4,623,867	\$4,891,127	\$2,998,533
SPECIAL ASSESSMENT PROJECTS	\$54,000	\$361,000	\$2,094,500	\$0	\$0	\$54,000
CENTRAL GARAGE	\$68,000	\$16,000	\$22,500	\$23,000	\$156,000	\$68,000
TOTAL	\$12,763,579	\$14,752,880	\$11,779,929	\$26,499,210	\$12,636,270	\$27,516,459

